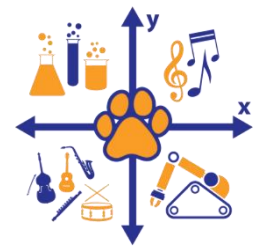


Steps for Accessing the HUB at Home




Step 1: Open Google Chrome and go to:

houstonisd.org/hub

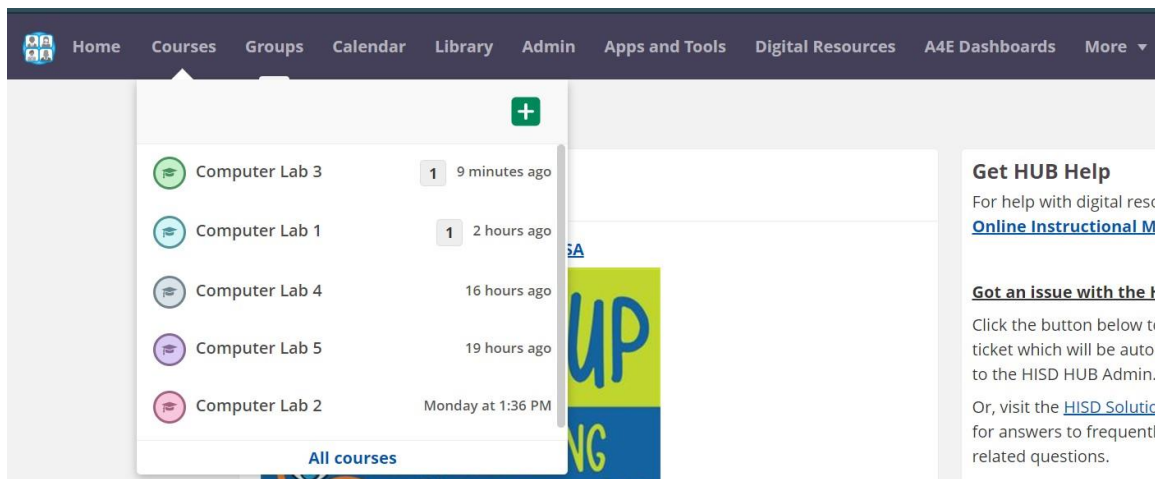
Step 2: Click Log in with Active Directory, and when prompted by the Houston ISD Single Sign on Service, enter:

Username: Student\S##### (Example Student Id number is 1234567 you will enter **Student\S1234567**)

Password: Student birthdate (Example Birthdate is 08/10/2008 you will enter **08102008**)



Step 3: Click on Course you are ready to work in.



Step 4: Look for new announcements and Resources posted by your teacher in each class.