



# Bond Oversight Committee Workbook

Meeting April 30, 2013



Presented by  
Construction and Facility Services






Bond Oversight Committee Meeting  
April 30, 2013  
8:30 a.m.

## Table of Contents

<b>Welcome</b>	<b>3</b>
Bond Program Oversight Committee Charter	7
<b>Executive Summary</b>	<b>15</b>
<b>2007 Bond Financial Report</b>	<b>21</b>
Project Budget/Commitment/Available Funds Report	27
Contingency Report	35
<b>2012 Project Update Report</b>	<b>45</b>
2012 Bond Phasing Schedule	49
Bond Schedule - Group 1	51
Bond Schedule - Group 2	87
Bond Schedule - Group 3	103
Bond Schedule - Group 4	115
District-Wide Projects	139
<b>2007 Project Update Report</b>	<b>143</b>
<b>Business Assistance (M/WBE) 2007 Bond Report</b>	<b>223</b>
<b>Bond Planning</b>	<b>243</b>
<b>Bond Communications Report</b>	<b>249</b>
<b>Glossary</b>	<b>261</b>
<b>Appendix</b>	<b>267</b>



HOUSTON INDEPENDENT SCHOOL DISTRICT  
BOND OVERSIGHT COMMITTEE WORKBOOK - MEETING APRIL 30, 2013  
[www.houstonisd.org/bond](http://www.houstonisd.org/bond)





# Welcome


---

 2012  
HISD  
BOND  

---

BUILDING EXCELLENCE





HOUSTON INDEPENDENT SCHOOL DISTRICT  
BOND OVERSIGHT COMMITTEE WORKBOOK - MEETING APRIL 30, 2013  
[www.houstonisd.org/bond](http://www.houstonisd.org/bond)

# Welcome



## Welcome

**April 30, 2013**

Dear Bond Oversight Committee member:

Welcome to the first meeting of this newly reorganized committee. We are grateful for your participation and look forward to working with you as this group helps monitor the district's bond program. Attached is a copy of the committee's charter, which further outlines the committee's duties and responsibilities.

We are thrilled to have your expertise and welcome the opportunity to provide you the information about our building programs, both 2007 and 2012. We are committed to ensuring that our work brings the best quality and value for HISD taxpayers, while providing an optimum learning environment for our students, teachers and staff.

As we finish up 2007 projects and embark on the 2012 program, we are keenly aware of our responsibility. Our work today will transform education for generations to come, and we are committed to doing it right. We know you will provide the oversight, and the insight, to ensure we are successful.

Sincerely,

**Leo Bobadilla**

HISD Chief Operating Officer





# Welcome

## Committee Members

■ Michael G. Davis

■ Martin Debrovner

■ Jessica Diaz

■ Robert M. Eury

■ D.V. "Sonny" Flores

■ Phoebe Tudor

■ Gary J. White

■ Craig Johnson

■ David Quan








# Bond Program Oversight Committee Charter

Revised December 14, 2012





HOUSTON INDEPENDENT SCHOOL DISTRICT  
BOND OVERSIGHT COMMITTEE WORKBOOK - MEETING APRIL 30, 2013  
[www.houstonisd.org/bond](http://www.houstonisd.org/bond)

# Bond Program Oversight Committee Charter



## Background

The Declaration of Beliefs and Visions for the Houston Independent School District ("HISD", the "District") states the primary goal of HISD is to increase student achievement. The District's Bond Programs impact the following additional goals that exist to support the primary goal:

- **Goal 3: Provide a Safe Environment**—The District shall create a safe environment conducive to learning for all students and provide safety and security measures at District schools and facilities, and while attending District-related events.
- **Goal 4: Increase Management Effectiveness and Efficiency**—The District shall have a decentralized organizational structure that will promote autonomy and innovation in schools. With a districtwide commitment to performance over compliance and a shared accountability system in place, the District shall employ best practices of administrative principles to make optimal use of District resources and taxpayer dollars.
- **Goal 5: Improve Public Support and Confidence in Schools**—The schools belong to the people; hence, the board, administration, and support staff are public servants who exist to support the schools and the relationship between teachers, students, and parents. Public confidence will increase as the District increases transparency, accountability at all levels, and meaningful engagement of the community.
- **Goal 6: Create a Positive District Culture**—The District's clearly articulated purpose will serve as the catalyst for creating a powerful sense of community and a shared direction among personnel, parents, students, and the public. Because the District realizes the value of investing in human capital, the District will work to attract and retain the best teachers and staff members, and create working conditions in which their talents can flourish.

The Bond Program Oversight Committee ("Committee") plays a critical, strategic role in assisting the District while completing these goals.

## Purpose of Charter

The Board of Education ("Board") for the District desires to make continual improvements to existing programs. As a result, the Bond Program Oversight Committee Charter ("Charter") is adopted to explain the mission, purpose, structure, membership, duties, responsibilities, and expectations. This Charter supersedes the previously adopted charter dated August 30, 2010.

## Committee Mission

The HISD Board, in response to community interest in the effective and efficient use of bond proceeds, has established a mechanism to encourage greater accountability, transparency, public support, and confidence by creating the Committee. The Committee is an independent citizens' Committee that is responsible to the Superintendent, Board, and general public (in that order).

The Committee's charge is to monitor all applicable Bond funded construction projects and help interested Houstonians to stay informed about new construction and renovation







# Bond Program Oversight Committee Charter

projects in the District. Its purpose is to monitor performance and compliance in order to confirm that HISD implements Bond Program work in conformance with the program approved by the Board and make recommendations to maximize available resources to achieve construction goals in the most effective and cost efficient manner. Its focus should be oversight rather than limited to hindsight.

## Committee Structure and Membership:

- a) The Committee has up to nine voting members, including a Chairperson and Vice Chairperson, who are appointed by the Superintendent. Formal action from the Committee requires a majority vote of the quorum present. Individual members of the Committee shall not exercise authority for the Committee as a whole and shall not act independently of the Committee. Written applications will be reviewed by members of the District's Executive Leadership team for each applicant's experiences and qualifications. The Executive Leadership team will submit recommendations to the Superintendent for approval and appointment to the Committee.
- b) Appointments will be staggered for one year and two year terms. Terms may be extended for additional one or two year terms upon approval by the Superintendent.
- c) The Committee will approve meeting minutes, review and approve the reasonableness of reports from the District, and approve the issuance of status reports and other communications from the Committee.
- d) All meetings will be open to the general public.
- e) Membership on the Committee shall consist of interested persons from the following groups who can remain objective and independent with the District's best interest at heart:
  1. Special preference for members with expertise or knowledge in the areas of building design/engineering, construction, construction project management, and/or finance.
  2. Members active in a business organization representing the business community located in the District.
  3. Members who are parents or guardians of a child enrolled in the District and also active in a parent-teacher organization.
  4. Members of the community at-large.
- f) The Committee members receive no direct or indirect compensation from the District for their services as members of the Committee.
- g) The Committee members may not have an active contract or be seeking a contract with the District or with any contractor or sub-contractors associated with the Bond Programs.
- h) The Committee may not include any employee or official of the District, or any vendor, contractor or consultant of the District.
- i) A Committee member serves the general interest of the public as opposed to any personal interest or special interest group.
- j) If a Committee member moves outside of the District's geographic boundaries, resigns, violates the Ethics Policy contained herein, fails to attend two consecutive Committee meetings without reasonable excuse, or otherwise becomes unable to serve on the Committee, the Superintendent may declare the position on the Committee to be vacant and appoint another qualified person to the Committee.

# Bond Program Oversight Committee Charter



## Committee Duties and Responsibilities:

The Committee shall inform the Superintendent, Board, and general public (in that order) concerning the District's overall project management of all Bond Programs, including but not limited to:

- a) Review periodic reports produced by the District to verify effective and efficient use of bond proceeds and compliance with the purposes set forth in the Bond Programs as approved by the Board. See reports issued by the District in the "District Duties and Responsibilities" section below.
- b) Ensure that bond revenues are expended for the purpose set forth in the Bond Programs as approved by the Board of Education, and that any deferred proposals or plans where considered necessary are appropriate.
- c) Validate that no bond funds are used for any teacher or administrative salaries or other school operating expense, other than administrative salaries whose primary purpose is to manage the District's Bond Programs.
- d) Review efforts by the District to maximize bond revenues by balancing best value, quality, and efficiency in meeting the District's goals and priorities.
- e) Evaluate risks and related controls associated with the District's Bond Programs, determine focus areas and strategic approach to review, and communicate any findings and recommendations for improvement via a periodic independent report to the Superintendent, Board, and general public. To maximize these efforts, the Committee may recommend the performance of specific audit projects based on its risk assessments and communications to the Board Audit Committee and HISD Office of Inspector General.
- f) Coordinate with the Superintendent's designee to visit District facilities and grounds for which bond proceeds have been or will be expended, in accordance with any necessary access procedures.
- g) Review copies of other bond reports published by the District.
- h) Review any performance audits of the District's Bond Programs to ensure the District is taking appropriate action to remediate any deficiencies identified in such reports.
- i) Review operational audits conducted by the HISD Office of Inspector General to ensure the adequacy of scope, management action plans, and remediation efforts of the District.
- j) Review any financial audits of the District's Bond Programs to ensure the District is taking appropriate action to remediate any deficiencies identified in such reports.
- k) Provide periodic status reports and an annual report regarding the results of its activities, in addition to any Committee findings, recommendations, and management action plans, to the Superintendent and Board. These reports should include the Committee's opinion regarding the District's remediation efforts for any recommendations included in the performance audits, operational audits, or financial audits mentioned above and will be made available to the general public by inclusion on the District's website and other communication avenues.
- l) Perform other reasonable duties requested by the Superintendent.
- m) Disclose and sign an annual conflict of interest statement for existing conflicts and re-submit if any conflicts arise during a Committee member's tenure.
- n) Any perceived allegation of wrongdoing; potential waste, fraud, misuse or abuse; or non-compliance with Local, State, Federal laws/regulations, or District policies that becomes known to the Committee shall be communicated to the Superintendent, who shall refer such matters to the Board, Ethics and Compliance Officer, Office of Inspector General, and outside legal counsel where appropriate.



# Bond Program Oversight Committee Charter

The Committee provides counsel and input to the administration and the Board, but it does not have management or policy-setting responsibilities. Also, the Committee does not have a fiduciary responsibility to the District or Board, nor are its members personally liable to the District or Board. The Committee is not responsible for:

- a) Approval of construction contracts or change orders;
- b) Appropriation of construction funds;
- c) Handling of legal matters;
- d) Approval of construction plans and schedules;
- e) Approval of the District's maintenance plan;
- f) Approval of the sale of bonds;
- g) Establishment of priorities and order of construction for the bond projects;
- h) Selection of architects, engineers, construction managers, project managers, and such other professional service firms;
- i) Approval of the design for each project including exterior materials, paint color, interior finishes, site plan and construction means or methods;
- j) Selection of independent audit firm(s), performance audit consultants and such other consultants as are necessary to support the performance of the Bond Programs;
- k) Setting or approving schedules of design and construction activities;
- l) Investigations of alleged wrongdoing; potential waste, fraud, misuse or abuse; or non-compliance with Local, State, Federal laws/regulations, or District policies.
- m) Directing the activities of staff or consultants; or
- n) Activities, roles or responsibilities that have been delegated to staff or consultants by the Superintendent or his designee.

## Committee Meetings:

- a) The Committee shall meet at least quarterly to review the District's Bond Program's status and related information, and to perform other duties as provided herein. The Superintendent, Chairperson, or Vice Chairperson may convene additional meetings, if necessary.
- b) All Committee meetings shall be held within the District's geographic boundaries.
- c) Minutes will be prepared by a representative of the District and will be distributed to the Committee within 15 business days. The minutes will be voted upon for the record at the next scheduled Committee meeting.

## District Duties and Responsibilities:

- a) The Chief Operating Officer shall act as the Superintendent's designee to the Committee.
- b) The Superintendent or his designee shall oversee management's action plan to respond to any written report from the Committee with findings or suggestions for improvement within 15 business days. All recommendations and management action plans from inception to date will be tracked and made available to the Committee and Board. The District's website and other communication avenues will also publicize the Committee's report and management's action plan for use by the general public.
- c) The District shall have a commitment to the Committee, provide open communication, and provide necessary technical and administrative assistance in a timely fashion as follows:
  - 1. Provision of a meeting room, including any necessary audio/visual equipment;



# Bond Program Oversight Committee Charter



2. Preparation and copies of any documentary meeting materials, such as agendas and reports; and distribution of those materials to the Committee in a timely manner;
  3. Provision of a quarterly summary progress report covering the Bond Programs;
  4. Access to other information to effectively perform its oversight function.
  5. Retention of all Committee meeting records, and providing public access to such records on the District's website; and
  6. Notify the public of Committee meeting times and locations. The meetings are open to the public.
- d) Summary progress reports will communicate and provide an explanation for the following attributes in a clear concise manner. As part of reporting, HISD will identify projects that experience a significant impact to schedule, budget, or scope of work. Detail reports can be provided upon the Committee's request.
1. Project schedules with anticipated completion dates and current status.
  2. Project scope
  3. Contingency report (change allowance, encumbrances, and available budget)
  4. Expenditure reports
  5. Status of Minority/or Woman Owned Business Enterprise (MWBE)
- e) The appropriate District staff, District consultants, and/or designees shall attend all Committee proceedings in order to provide a status update for their area of responsibility as it relates to the Bond Programs and answer any questions from Committee members.
- f) The Office of Inspector General will consider the input and specific audit requests of the Committee and HISD management during its development of the Annual Audit Plan. Audit projects conducted by the Office of Inspector General will be completed by the issuance of a formal audit report, which will be provided to the Board Audit Committee and made available to the Committee. Such reports will be publicized on the District's website for use by the general public.
- g) The District acknowledges that the Committee may request certain information that is sensitive or legally privileged. The District will use the counsel of its legal advisor to comply with such requests within the limits of Texas law and the best interest of the District.



# Bond Program Oversight Committee Charter

## Ethics Policy:

This Ethics Policy provides general guidelines for Committee members to follow in carrying out their roles. Not all ethical issues that Committee members face are covered in this Policy. However, this Policy captures some of the critical areas that help define ethical and professional conduct for Committee members. The provisions of this Policy were developed from existing laws, rules, policies and procedures as well as from concepts that define generally accepted good business practices. Committee members are expected to strictly adhere to the provisions of this Ethics Policy.

## Policy:

**CONFLICT OF INTEREST.** A Committee member shall not make or influence a District decision related to: (1) any contract funded by bond proceeds or (2) any construction project that will benefit the Committee member's outside employment, business, or provide a financial benefit to the Committee member or a family member, such as a spouse, child, parent, or sibling.

**OUTSIDE EMPLOYMENT.** A Committee member shall not use his or her authority over a particular matter to negotiate future employment with any person or organization that relates to: (1) any contract funded by bond proceeds; or (2) any construction project. A Committee member shall not make or influence a District decision related to any construction project involving the interest of a person with whom the member has an agreement concerning current or future employment, or remuneration of any kind. For a period of one (1) year after leaving the Committee, a former Committee member may not represent any person or organization for compensation in connection with any matter pending before the District that, as a Committee member, he or she participated in personally and substantially.

**COMMITMENT TO UPHOLD LAW.** A Committee member shall uphold the federal and Texas Constitutions, the laws and regulations of the United States and the State of Texas, and the policies, procedures, rules and regulations of the Houston Independent School District.

**COMMITMENT TO DISTRICT.** A Committee member shall place the interests of the District above any personal or business interest of the member.


**MEMBER CERTIFICATION.** A Committee member shall certify his or her understanding of Committee's Ethics Policy and disclose and sign an annual conflict of interest statement for existing conflicts and re-submit if any conflicts arise during their tenure.



# Executive Summary

---





HOUSTON INDEPENDENT SCHOOL DISTRICT  
BOND OVERSIGHT COMMITTEE WORKBOOK - MEETING APRIL 30, 2013  
[www.houstonisd.org/bond](http://www.houstonisd.org/bond)

# Executive Summary



## Executive Summary

As the Houston Independent School District moves forward with planning for the 2012 bond program to renovate, build, or replace 40 schools, work is underway to finish all the projects in the 2007 bond program over the next two years.

As of March 31, more than 70 percent of the approved work in the 2007 bond program was complete. Among the milestones are 20 new schools that are open and serving our students.



Although new schools are often the highlights of any bond program, the \$805 million in funding approved by voters in 2007 included more than 180 expansion and renovation projects across the district. These projects varied greatly in scope and size, from the installation of 8,800 additional security cameras on campuses across the district to an \$11 million classroom and science laboratory addition at Bellaire High School.

### 'Several award-winning facilities'

The overall goal of the 2007 bond program was to replace deteriorated and outdated school facilities, relieve overcrowding at various campuses, and renovate and repair aging facilities throughout the district to address safety concerns, accessibility requirements, and deferred maintenance issues.

"We really have improved the learning environment at several campuses through better comfort and fixing deferred maintenance problems," said Dan Bankhead, general manager of Facilities Design. "We're proud to have produced several award-winning facilities."

Because so much of the 2007 bond program focused on elementary schools, HISD officials decided in 2012 to ask voters to put bond dollars to work on the district's high schools.

### A new bond program

The \$1.89 billion program, approved by an overwhelming majority in November, will rebuild or replace 40 schools across the city, including 29 high schools, many of which are more than 50 years old and cost-prohibitive to maintain.

As of April 11, architect contracts have been awarded for 23 projects, including middle school restroom renovations and 19 schools.

### 2012 Bond Program Key Facts

- \$1.89 billion in funding
- 40 schools to be built or renovated by 2020
- Architect contracts awarded for 23 projects
- Middle school restroom renovations to start in 2013
- Planning and design meetings underway at least 20 schools
- North and South Early Colleges to see groundbreakings in 2013
- Real estate acquisitions underway



# Executive Summary

Overall, the 2012 bond program is more than the dollar amount of the 2007 bond program, but the scope of work is targeted to fewer schools. Building a new high school, however, for as many as 3,100 teenagers is a decidedly different challenge than building a large elementary school, many of which serve no more than 750 K-5 students. In particular, new high schools demand more space and specialized infrastructure to support unique educational programs.

Even so, the two bond programs share some common ground, including the emphasis on providing technologically up-to-date and environmentally sustainable learning environments.

*"The 2012 Bond Program offers many opportunities for our diverse business community and our goal is to ensure a process that provides equal access to all qualified firms."*

*HISD Chief Operating Officer  
Leo Bobadilla*

## Environmental sustainability

Schools built under the 2007 bond program were designed using Leadership in Energy and Environmental Design (LEED) principles and guidelines. Key features in LEED schools include measures to conserve energy and natural resources, improved indoor air quality, effective use of day lighting in interior spaces, enhanced classroom acoustics, and minimized environmental impact on the site and community infrastructure. The design of the district's new schools incorporated many of these features through the use of water-conserving plumbing fixtures, rain collection systems, low VOC-emitting materials, energy-efficient lighting, and high-performance HVAC systems and building-automation controls. They also maximize the use of natural light.

These same standards will apply to all 2012 bond schools so that all new construction will be eligible for LEED certification.

## Setting high goals for M/WBE participation

The two bond programs also share the goal of maximizing participation by qualified Minority and Women-Owned Business Enterprises. HISD's minimum M/WBE goal levels are 20 percent for all levels of purchasing and construction and 25 percent for professional services. In the 2007 program, the M/WBE commitment from all firms has reached nearly 34 percent. In the 2012 program, the contracts awarded to date reflect a 51% M/WBE commitment.

*"No longer can we think about education in the manner in which we experienced it. It's a whole new world, and we are part of leading it."*

*HISD Superintendent Terry Grier*

"The 2012 Bond Program offers many opportunities for our diverse business community, and our goal is to ensure a process that provides equal access to all qualified firms," said HISD Chief Operating Officer Leo Bobadilla.

# Executive Summary



## Outreach promotes transparency, accountability

As with the 2007 bond program, a key goal of the 2012 bond program is community engagement. The goal is to create a program that is transparent and accountable to the public.

Toward that end, a Project Advisory Team (PAT) will be formed at each of the 2012 bond campuses.


Each PAT will be comprised of stakeholders including administrators, teachers, students, parents, and community members. The PAT will meet monthly and will be actively engaged in making decisions about planning and design issues throughout the project.

In addition, the district has held two symposia on 21st century learning to help district staff and parents understand how these new facilities will deliver education in innovative ways.

The district also held Student Focus Groups and has given bond updates to HISD advisory committees, including the African American Advisory Committee; Hispanic Advisory Committee; Asian American Advisory Committee; Indo-American Advisory Committee; HISD Supplier Diversity Advisory Committee; 21st Century Schools Advisory Committee; and the Superintendent's Parent Advisory Committee.

## 2007 Bond Program Key Facts

- \$805 million in bond funding
- New fencing installed at 131 schools
- More than 8,800 security cameras installed
- 20 new schools open and serving students
- 3 new schools still under construction (Atherton, Dogan and Sherman)
- 2 schools renovated and expanded (Crockett and Valley West Elementary School)
- Renovations/repair projects completed throughout the district and others ongoing



HOUSTON INDEPENDENT SCHOOL DISTRICT  
BOND OVERSIGHT COMMITTEE WORKBOOK - MEETING APRIL 30, 2013  
[www.houstonisd.org/bond](http://www.houstonisd.org/bond)






# 2007 Bond Financial Report

**Kathi Hayward, Assistant Controller**  
**Tonya Savoie, Sr. Manager**  
**Bond Fund Accounting**

Office of the Controller, 3 Northeast  
4400 W. 18th St.

Houston, Texas 77092  
[tsavoie@houstonisd.org](mailto:tsavoie@houstonisd.org)





HOUSTON INDEPENDENT SCHOOL DISTRICT  
BOND OVERSIGHT COMMITTEE WORKBOOK - MEETING APRIL 30, 2013  
[www.houstonisd.org/bond](http://www.houstonisd.org/bond)

# 2007 Bond Financial Report



## Financial Report

HISD 2007 Facilities Capital Program (FCP) has delivered on promises made and is in its last life cycle as we gear up for the 2012 bond program. The current overall financial status report for the 2007 Facilities Capital Program is comprised of total funding of \$1,176,130,676, actual committed of \$980,881,150 (including encumbrances of \$116,782,984 and actual expenditures of \$864,098,166). This results in an unspent funding to date balance of \$195,249,526. While this is a significant amount of money, it represents 17% of total funding. In addition, of the unspent funding, 52% is designated for Phase 4 projects and other projects that will carry forward to the new 2012 bond program. These projects are scheduled to begin construction this year.



The table below provides a summary of the school construction projects spending by funding source and outlines the actual funding, actual committed (including encumbrances and actual expenditures), and unspent funding to date from inception through March 31, 2013.

## Funding and Expenditures Summary

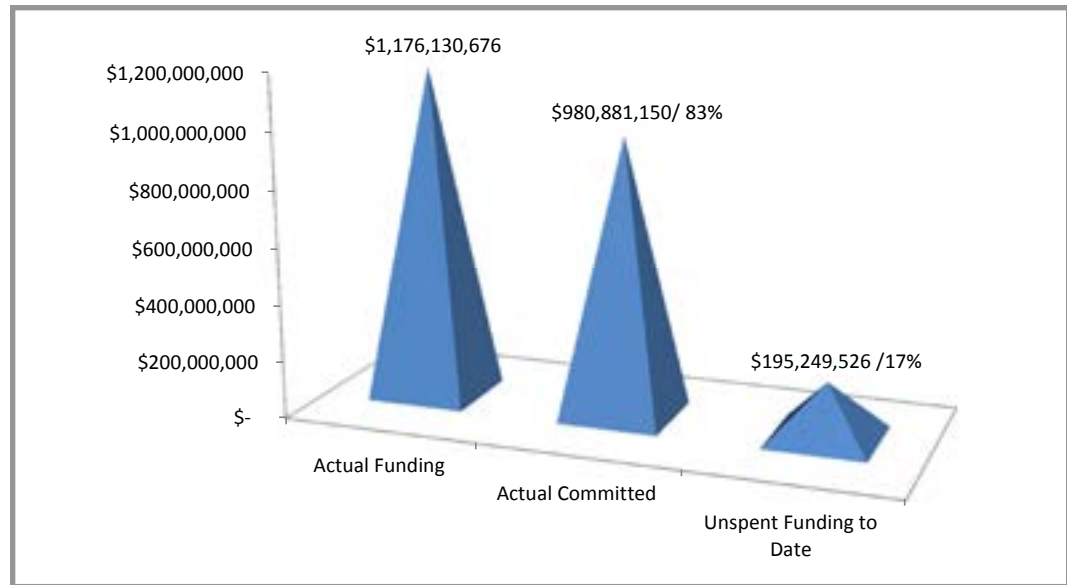
Funding Source	Actual Funding	Actual Committed	Unspent Funding to Date
Bond Issue	\$ 805,000,000	\$ 695,833,582	\$ 109,166,418
Pay As You Go	\$ 145,000,000	\$ 106,570,117	\$ 38,429,883
Capital Projects	\$ 95,000,000	\$ 61,325,754	\$ 33,674,246
Public Facility Corp	\$ 48,000,000	\$ 47,982,308	\$ 17,692
Other	\$ 83,130,676	\$ 69,169,389	\$ 13,961,287
Total	\$ 1,176,130,676	\$ 980,881,150	\$ 195,249,526



# 2007 Bond Financial Report

The following chart depicts total actual, committed and unspent funding to date for the same period.

## Total Actual Funding, Actual Committed & Unspent Funding to Date



Many of the project available funds for completed projects have been transferred to the program reserve and are reflected in the detailed report. The Finance department continues to transfer available funds for completed projects since the March 31, 2013 report cutoff date.

Overall, unspent funding is 17% of total funding. This is a good indicator that the 2007 bond program work is being completed on time and within budget.

# 2007 Bond Financial Report



## Facilities Capital Program

### Funding Source Descriptions

#### Bond Issue

Funding is provided from the voter approved referendum

#### Pay-As-You-Go

Funding for this program was created through legislative actions passed by the Texas Legislature

#### Capital Projects

Funding consists of proceeds from sales of capital assets


#### Public Facility Corporation

Funding is provided from this non-profit corporation created by the District to issue bonds for capital project initiatives

#### Other

Funding is provided from the General fund athletic projects, Trustee projects, Tax Increment Reinvestment Zones and the HVAC component that was incorporated with this program






HOUSTON INDEPENDENT SCHOOL DISTRICT  
BOND OVERSIGHT COMMITTEE WORKBOOK - MEETING APRIL 30, 2013  
[www.houstonisd.org/bond](http://www.houstonisd.org/bond)




# Project Budget/Commitment/ Available Funds Report

2007 Bond Financial Report



HOUSTON INDEPENDENT SCHOOL DISTRICT  
BOND OVERSIGHT COMMITTEE WORKBOOK - MEETING APRIL 30, 2013  
[www.houstonisd.org/bond](http://www.houstonisd.org/bond)


# 2007 Bond Financial Report



## Facilities Capital Program - Project Budget/Commitment/Available Funds Report - Page 1 of 4

As of March 31, 2013

Org	Campus	Total \$	CMPA Fees \$	Budget \$	Pre-Encumb \$	Encumbrance \$	Actual \$	Available \$
001	Austin H.S.	4,373,853.23	220,385.00	4,153,468.23		299,329.34	3,633,380.70	220,758.19
002	Bellaire H.S.	16,656,753.57	286,150.00	16,370,603.57		635,586.72	13,684,058.05	2,050,958.80
003	Davis H.S.	5,433,905.92	238,095.00	5,195,810.92		190,518.23	4,782,230.20	223,062.49
004	Furr H.S.	11,801,161.87	752,785.00	11,048,376.87		310,935.30	9,918,397.16	819,044.41
006	Jones H.S.	5,232,924.54	277,035.00	4,955,889.54	8,187.50	358,375.06	4,567,731.13	21,595.85
007	Kashmere H.S.	4,434,789.31	164,175.00	4,270,614.31		66,080.12	2,368,150.03	1,836,384.16
008	Lamar H.S.	8,053,095.00	477,175.00	7,575,920.00		1,634,134.71	5,770,912.30	170,872.99
009	Lee H.S.	3,321,171.17	237,160.00	3,084,011.17		60,957.46	2,529,735.07	493,318.64
010	Madison H.S.	7,106,922.23	355,795.00	6,751,127.23		225,034.67	6,225,727.68	300,364.88
011	Milby H.S.	3,404,472.69	169,950.00	3,234,522.69		131,811.48	754,087.50	2,348,623.71
014	Sterling H.S.	4,921,670.74	233,970.00	4,687,700.74	3,552.90	75,082.07	1,597,718.02	3,011,347.75
015	Waltrip H.S.	22,247,247.23	1,326,105.00	20,921,142.23		5,992,281.91	10,193,466.15	4,735,394.17
016	Washington H.S.	3,828,089.00	183,810.00	3,644,279.00		15,359.13	1,155,902.71	2,473,017.16
017	Westbury H.S.	6,488,379.56	147,730.00	6,340,649.56		253,383.84	4,855,905.70	1,231,360.02
019	Worthing H.S.	21,225,010.20	734,391.00	20,490,619.20		10,753,140.14	6,123,921.20	3,613,557.86
020	Yates H.S.	5,377,680.58	204,655.00	5,173,025.58		233,129.54	3,651,816.35	1,288,079.69
023	Sharpstown H.S.	6,064,115.33	312,840.00	5,751,275.33			2,870,066.58	2,881,208.75
024	Scarborough H.S.	12,473,572.06	737,880.00	11,735,692.06		324,987.90	11,368,325.69	42,378.47
025	HSVPA	4,559,325.47	283,745.00	4,275,580.47		121,211.31	4,141,538.11	12,831.05
029/093	C.L.C. HS	1,133,777.72	0.00	1,133,777.72		7,408.58	1,097,282.20	29,086.94
033	Jordan H.S.	2,663,108.00	152,955.00	2,510,153.00		572,003.68	1,437,800.23	500,349.09
034	Law Enf/Crim Justice	1,332,360.00	72,215.00	1,260,145.00		55,531.66	212,236.72	992,376.62
036	Westside HS	1,223,761.44	33,000.00	1,190,761.44		1,966.00	1,188,795.44	0.00
038	Carter Career Center	1,792,840.38	0.00	1,792,840.38		25,773.77	1,767,066.61	0.00
039	Rogers, T.H. M.S.	7,000,622.00	423,445.00	6,577,177.00		136,284.68	776,731.37	5,664,160.95
041	Attucks M.S.	3,941,748.30	302,610.00	3,639,138.30		7,543.00	3,631,595.30	0.00
042	Black M.S.	6,513,276.80	412,995.00	6,100,281.80		44,371.11	5,077,976.95	977,933.74
043	Burbank M.S.	14,055,987.80	765,938.00	13,290,049.80		65,100.46	13,224,949.34	0.00
044	Cullen M.S.	12,467,174.00	753,445.00	11,713,729.00		8,522,070.51	1,727,338.32	1,464,320.17
045	Deady M.S.	3,400,839.00	200,530.00	3,200,309.00		56,882.37	382,081.72	2,761,344.91
046	Edison M.S.	1,084,347.74	75,900.00	1,008,447.74		39,841.60	968,606.14	0.00
047	Fonville M.S.	9,520,278.39	655,160.00	8,865,118.39		33,606.41	8,831,511.98	0.00
048	Clifton M.S.	8,506,923.26	524,367.00	7,982,556.26		37,208.62	7,945,347.64	0.00
049	Hamilton M.S.	2,142,370.00	123,791.00	2,018,579.00		505,543.04	1,348,773.79	164,262.17
050	Holland M.S.	3,219,773.00	178,090.00	3,041,683.00		835,985.94	1,700,777.03	504,920.03
052	Henry M.S.	2,222,947.09	132,055.00	2,090,892.09		2,884.00	2,088,008.09	0.00
053	Hogg M.S.	9,064,876.00	507,925.00	8,556,951.00	1,316.25	354,642.53	1,818,199.46	6,382,792.76
054	Jackson M.S.	14,369,597.00	862,448.00	13,507,149.00		465,458.75	12,136,671.43	905,018.82
055	Johnston M.S.	7,029,658.14	413,710.00	6,615,948.14		264,212.08	5,573,035.21	778,700.85
056	Welch M.S.	6,315,372.29	446,215.00	5,869,157.29		35,886.00	5,833,271.29	0.00
057	Lanier M.S.	1,695,377.50	123,420.00	1,571,957.50	885.51	4,812.00	1,541,976.03	24,283.96
059	Long Academy	10,376,417.06	632,060.00	9,744,357.06	911.15	312,272.46	8,972,804.70	458,368.75
060	Revere M.S.	1,516,957.00	81,125.00	1,435,832.00	185.27	12,922.55	737,176.41	685,547.77
061	Marshall M.S.	5,387,719.35	330,495.00	5,057,224.35		87,042.86	4,916,912.60	53,268.89
062	McReynolds M.S.	10,899,246.00	658,350.00	10,240,896.00		2,993,954.68	5,900,300.66	1,346,640.66
066	Ryan M.S.	6,790,556.00	407,660.00	6,382,896.00		119,255.36	888,721.15	5,374,919.49
067	Smith, E.O. M.S.	3,714,747.05	0.00	3,714,747.05		83,980.07	3,630,638.98	128.00
068	Grady M.S.	13,658,245.25	172,315.00	13,485,930.25	1,869.35	89,019.35	12,523,283.26	871,758.29
072	Fondren M.S.	2,214,793.67	187,385.00	2,027,408.67		4,669.96	2,022,738.71	0.00
074	Woodson M.S.	1,805,928.65	129,635.00	1,676,293.65		301,744.82	1,374,548.83	0.00
075	Dowling M.S.	1,241,027.99	68,530.00	1,172,497.99			412,286.25	760,211.74
077	Thomas M.S.	2,665,038.14	167,365.00	2,497,673.14		281,919.56	2,215,753.58	0.00
078	Fleming M.S.	7,939,264.41	518,451.00	7,420,813.41	1,661.25	165,172.48	7,253,979.68	0.00



# 2007 Bond Financial Report


## Facilities Capital Program - Project Budget/Commitment/Available Funds Report - Page 2 of 4

As of March 31, 2013

Org	Campus	Total \$	CMPA Fees \$	Budget \$	Pre-Encumb \$	Encumbrance \$	Actual \$	Available \$
079	Key M.S.	4,304,767.00	129,415.00	4,175,352.00	58.80	34,318.83	3,560,594.68	580,379.69
080	Rice School M.S.	4,065,774.09	269,390.00	3,796,384.09			3,781,027.12	15,356.97
081	Sharpstown Intl	1,532,590.00	89,595.00	1,442,995.00		78,945.31	1,339,008.30	25,041.39
098	Stevenson M.S.	3,649,258.00	199,815.00	3,449,443.00		173,175.75	2,618,112.94	658,154.31
102	Alcott Elem	4,835,704.71	305,209.00	4,530,495.71		71,596.75	4,458,898.96	0.00
103	Allen Elem	16,881,332.43	0.00	16,881,332.43		854,000.72	16,027,331.71	0.00
104	Almeda Elem	18,146,756.21	0.00	18,146,756.21	3,856.86	13,699.52	18,129,199.83	0.00
105	Anderson Elem	3,458,991.44	211,805.00	3,247,186.44		32,595.68	3,082,562.38	132,028.38
106	Atherton Elem	15,859,000.00	0.00	15,859,000.00	4,342.25	735,073.26	14,177,980.80	941,603.69
107	Barrick Elem	4,858,018.85	281,325.00	4,576,693.85		58,515.26	4,503,027.55	15,151.04
109	Berry Elem	14,872,940.28	6,200.00	14,866,740.28		27,960.49	14,838,779.79	0.00
115	Durham Elem	813,237.00	47,080.00	766,157.00		30,526.15	75,319.42	660,311.43
120	Browning Elem	2,599,222.00	156,420.00	2,442,802.00		704,862.30	1,115,056.11	622,883.59
122	Burbank Elem	3,669,729.00	220,484.00	3,449,245.00		151,695.50	201,005.37	3,096,544.13
123	Codwell Elem	641,708.00	36,795.00	604,913.00		26,281.80	45,668.69	532,962.51
124	Burnet Elem	1,316,593.00	77,935.00	1,238,658.00		67,668.22	1,045,884.67	125,105.11
125	Burrus Elem	1,807,792.26	74,745.00	1,733,047.26		684,187.17	1,048,860.09	0.00
128	Lyons Elem	1,750,406.00	104,170.00	1,646,236.00		78,244.00	86,274.78	1,481,717.22
130	Condit Elem	654,859.00	37,785.00	617,074.00		44,184.75	137,255.33	435,633.92
135	Crockett Elem	7,469,559.10	0.00	7,469,559.10			7,469,559.10	0.00
136	Cunningham Elem	16,068,124.80	6,200.00	16,061,924.80		96,747.25	15,965,177.55	0.00
137	De Chaumes Elem	18,045,665.63	6,200.00	18,039,465.63		81,052.81	17,958,412.82	0.00
138	De Zavala Elem	805,467.16	76,890.00	728,577.16		69,031.27	659,545.89	0.00
139	Dodson Elem	521,583.00	30,305.00	491,278.00		25,965.00	67,369.89	397,943.11
143/344	Briarmeadow Charter	1,066,797.56	0.00	1,066,797.56		6,198.10	827,717.68	232,881.78
144	Durkee Elem	6,485,552.73	406,342.00	6,079,210.73		62,575.05	5,889,952.03	126,683.65
148	Elrod Elem	1,013,517.00	58,575.00	954,942.00		19,626.25	223,994.96	711,320.79
149	Emerson Elem	178,085.46	11,000.00	167,085.46		12,073.50	155,011.96	0.00
152	Field Elem	713,797.56	66,990.00	646,807.56		2,962.50	643,845.06	0.00
155	Franklin Elem	1,348,869.00	49,390.00	1,299,479.00	750.00	54,444.03	555,453.01	688,831.96
156	Frost Elem	14,928,510.31	0.00	14,928,510.31		10,922.80	14,917,587.51	0.00
157	Garden Oaks Elem	220,649.57	0.00	220,649.57			124,481.49	96,168.08
158	Garden Villas Elem	6,131,478.57	443,850.00	5,687,628.57		204,675.24	5,482,953.33	0.00
159	Golfcrest Elem	1,250,726.00	43,505.00	1,207,221.00		60,987.00	67,436.14	1,078,797.86
160	Gordon Elem	614,244.00	35,365.00	578,879.00		96,117.50	476,390.05	6,371.45
162	Gregg Elem	16,493,555.40	0.00	16,493,555.40			16,493,555.40	0.00
163	Sugar Grove Academy	4,700,455.00	0.00	4,700,455.00		153,418.49	3,200,444.33	1,346,592.18
164	Grimes Elem	619,826.73	207,295.00	412,531.73		57,358.67	355,173.06	0.00
166	Harris, J.R. Elem	4,230,479.19	290,400.00	3,940,079.19	222,735.64	313,904.74	3,403,438.81	0.00
167	Harris, R.P. Elem	4,081,824.80	325,325.00	3,756,499.80		2,138,338.53	1,618,161.27	0.00
169	Harvard Elem	1,989,761.00	77,715.00	1,912,046.00		375,464.72	640,837.91	895,743.37
170	Helms Elem	2,846,369.48	178,530.00	2,667,839.48		192,740.36	2,475,099.12	0.00
171	Henderson, J.P. Elem	1,901,302.00	94,985.00	1,806,317.00		143,072.12	1,284,997.14	378,247.74
173	Herod Elem	15,471,657.86	0.00	15,471,657.86		4,787.50	15,466,870.36	0.00
175	Hobby Elem	3,053,779.68	213,510.00	2,840,269.68		37,459.56	2,802,810.12	0.00
177	Holden Elem	150,000.00	0.00	150,000.00				150,000.00
178	Horn Elem	15,074,619.27	0.00	15,074,619.27		34,900.00	15,039,719.27	0.00
180	Isaacs Elem	3,365,270.33	215,490.00	3,149,780.33	635.05	48,571.24	3,100,574.04	0.00
182	Jefferson Elem	1,451,959.21	77,165.00	1,374,794.21		172,125.38	858,300.38	344,368.45
184/348	Jones, J.W. Elem	1,793,315.82	0.00	1,793,315.82			1,793,315.82	0.00
185	Kashmere Gardens El	1,832,362.40	110,000.00	1,722,362.40		109,689.17	1,612,673.23	0.00
187	Kelso Elem	1,101,697.45	53,350.00	1,048,347.45		24,518.32	1,023,829.13	0.00
189	Kolter Elem	688,624.00	40,205.00	648,419.00		19,275.00	77,438.03	551,705.97




# 2007 Bond Financial Report



## Facilities Capital Program - Project Budget/Commitment/Available Funds Report - Page 3 of 4

As of March 31, 2013

Org	Campus	Total \$	CMPA Fees \$	Budget \$	Pre-Encumb \$	Encumbrance \$	Actual \$	Available \$
194	Lewis Elem	22,816,407.57	0.00	22,816,407.57	139.50	83,066.51	22,733,201.56	0.00
195	Lockhart Elem	18,240,000.00	0.00	18,240,000.00	4,212.00	269,443.16	17,712,841.78	253,503.06
198	Love Elem	943,865.26	58,520.00	885,345.26		7,303.00	878,042.26	0.00
199	Lovett Elem	16,273,846.29	0.00	16,273,846.29		10,374.89	16,263,471.40	0.00
201	MacGregor Elem	1,369,894.00	42,826.00	1,327,068.00		219,004.11	297,045.14	811,018.75
202	McDade Elem	397,638.39	0.00	397,638.39		218,007.53	178,295.25	1,335.61
204	Memorial Elem	839,815.52	68,310.00	771,505.52			771,505.52	0.00
207	Montgomery Elem	3,379,501.00	237,985.00	3,141,516.00		316,156.64	2,825,359.36	0.00
210	Northline Elem	3,854,463.83	258,335.00	3,596,128.83		25,680.00	3,570,448.83	0.00
212	Oates Elem	1,910,526.06	115,885.00	1,794,641.06		50,629.16	1,744,011.90	0.00
213	Osborne Elem	4,908,574.00	250,305.00	4,658,269.00		17,299.04	3,942,596.56	698,373.40
215	Parker Elem	2,700,017.00	162,415.00	2,537,602.00		71,487.50	159,598.64	2,306,515.86
216	Patterson Elem	18,973,649.12	0.00	18,973,649.12		29,571.93	18,944,077.19	0.00
217	Peck Elem	17,248,586.42	0.00	17,248,586.42		220,359.46	17,028,226.96	0.00
219	Piney Point Elem	18,981,192.40	0.00	18,981,192.40		18,001.99	18,963,190.41	0.00
220	Pleasantville Elem	4,190,456.00	279,180.00	3,911,276.00		916,557.24	2,994,718.76	0.00
221	Poe Elem	1,980,238.46	128,095.00	1,852,143.46		2,259.21	1,849,884.25	0.00
222	Port Houston Elem	996,819.00	57,585.00	939,234.00		22,536.35	64,949.83	851,747.82
223	Pugh Elem	2,928,984.00	176,770.00	2,752,214.00		138,479.62	74,922.50	2,538,811.88
226	Rhoads Elem	421,835.40	183,480.00	238,355.40		41,325.85	197,029.55	0.00
227	McNamara Elem	2,168,207.03	187,715.00	1,980,492.03			1,980,492.03	0.00
228	River Oaks Elem	242,421.86	0.00	242,421.86		5,817.00	159,617.16	76,987.70
231	Roosevelt Elem	15,837,685.46	0.00	15,837,685.46	35,660.70	50,176.05	15,751,848.71	0.00
232	Ross Elem	3,835,444.00	158,510.00	3,676,934.00		64,264.12	1,017,367.42	2,595,302.46
234	Rusk Elem	9,889,041.00	444,252.00	9,444,789.00	248.00	184,421.87	1,030,454.70	8,229,664.43
237	Scarborough Elem	5,965,490.00	330,392.00	5,635,098.00		23,695.32	4,858,683.47	752,719.21
238	Scott Elem	19,490,060.00	0.00	19,490,060.00		4,077,616.75	13,199,224.87	2,213,218.38
239	Shearn Elem	2,404,541.00	140,910.00	2,263,631.00	1,400.00	66,972.75	178,568.33	2,016,689.92
240	Sherman Elem	18,002,731.00	0.00	18,002,731.00	121,388.81	7,511,830.23	8,183,303.34	2,186,208.62
241	Sinclair Elem	524,024.22	0.00	524,024.22			504,945.92	19,078.30
242	Smith, K. Elem	17,059,186.00	0.00	17,059,186.00		4,291,628.31	5,090,981.39	7,676,576.30
244	Southmayd Elem	12,100,004.00	550,260.00	11,549,744.00		7,940,681.50	1,816,203.28	1,792,859.22
248	Sutton Elem	6,910,699.00	334,235.00	6,576,464.00		613,552.23	3,761,235.88	2,201,675.89
252	Wainwright Elem	2,777,976.00	167,475.00	2,610,501.00		370,868.06	156,413.93	2,083,219.01
256	Wharton K-8 Dual Lan	1,148,000.00	0.00	1,148,000.00		65,080.00	671,774.31	411,145.69
257	Whidby Elem	4,164,579.40	263,835.00	3,900,744.40		63,147.32	3,837,597.08	0.00
258	Whittier Elem	3,134,891.00	188,485.00	2,946,406.00		1,014,428.22	1,425,446.13	506,531.65
260	Windsor Village Elem	2,610,086.00	156,805.00	2,453,281.00		25,424.00	83,405.43	2,344,451.57
261	Chatham Elem	200,000.00	0.00	200,000.00		192,652.00		7,348.00
262	Grissom Elem	3,892,925.00	236,060.00	3,656,865.00		61,506.02	264,138.24	3,331,220.74
263	Law Elem	1,365,658.00	72,380.00	1,293,278.00		60,382.00	218,427.09	1,014,468.91
264	Mitchell Elem	3,387,892.63	175,505.00	3,212,387.63		59,534.79	3,152,852.84	0.00
265	Petersen Elem	3,034,405.70	190,850.00	2,843,555.70		27,696.04	2,470,859.66	345,000.00
267	White Elem	3,203,400.92	242,275.00	2,961,125.92		250,793.87	2,710,332.05	0.00
268	Benbrook Elem	2,753,758.75	157,520.00	2,596,238.75	2,394.50	34,001.93	2,559,842.32	0.00
271	Foerster Elem	4,030,467.00	326,810.00	3,703,657.00		12,962.89	3,690,694.11	0.00
272	MacArthur Elem	272,945.00	0.00	272,945.00			64,212.50	208,732.50
273	Ashford Elem	1,051,866.79	90,530.00	961,336.79			961,336.79	0.00
274	Askew Elem	2,801,754.56	213,015.00	2,588,739.56		285,510.46	2,303,229.10	0.00
275	Bush Elem	1,342,807.50	118,635.00	1,224,172.50			1,224,172.50	0.00
276	Shadowbriar Elem	2,086,514.46	166,100.00	1,920,414.46		7,204.37	1,913,210.09	0.00
281	Sanchez Elem	802,211.00	46,420.00	755,791.00		37,009.83	66,330.08	652,451.09
283	Garcia Elem	1,465,008.00	86,680.00	1,378,328.00		62,552.50	76,969.01	1,238,806.49



# 2007 Bond Financial Report

## Facilities Capital Program - Project Budget/Commitment/Available Funds Report - Page 4 of 4

As of March 31, 2013

Org	Campus	Total \$	CMPA Fees \$	Budget \$	Pre-Encumb \$	Encumbrance \$	Actual \$	Available \$
285	Valley West Elem	8,285,603.69	0.00	8,285,603.69		83,436.00	7,843,327.22	358,840.47
286	Herrera Elem	2,458,565.14	164,065.00	2,294,500.14		548,731.43	1,548,839.85	196,928.86
287	Cage Elem	1,074,475.00	62,755.00	1,011,720.00		57,142.86	49,183.27	905,393.87
289	Martinez, C.	2,752,867.48	165,880.00	2,586,987.48		79,433.88	2,507,553.60	0.00
290	Crespo Elem	3,495,779.00	199,320.00	3,296,459.00		1,402,719.61	1,339,414.06	554,325.33
291	Gallegos Elem	2,781,651.55	142,945.00	2,638,706.55		507,776.60	2,130,929.95	0.00
292	Carrillo Elem	2,241,597.94	178,915.00	2,062,682.94		42,977.15	2,019,705.79	0.00
295	Benavidez Elem	2,271,939.67	200,970.00	2,070,969.67		5,410.20	2,065,559.47	0.00
297	Davila Elem	3,916,395.00	230,505.00	3,685,890.00		120,043.46	2,342,869.24	1,222,977.30
298	Martinez, R. Elem	2,851,349.10	224,070.00	2,627,279.10		287,046.98	2,340,232.12	0.00
299	Milne Elem	2,878,747.17	289,685.00	2,589,062.17		98,671.35	2,490,390.82	0.00
301	Eastwood Academy	8,578,600.00	340,091.00	8,238,509.00	88,047.93	2,400,079.21	3,928,801.67	1,821,580.19
308	North Houston EC HS	4,971,134.00	0.00	4,971,134.00	15.44	44,709.47	349,660.62	4,576,748.47
309	9th GradePrepatory A	106,298.98	0.00	106,298.98			106,298.98	0.00
310	S. Houston-Math/Scie	11,662,462.98	425,765.00	11,236,697.98		56,886.52	10,117,850.71	1,061,960.75
322	VANGUARD HS	22,644,356.00	0.00	22,644,356.00	30,000.00	1,335,879.39	19,603,386.88	1,675,089.73
360	Bellfort ECC	5,148,000.00	0.00	5,148,000.00		87,651.76	4,173,431.84	886,916.40
382	Reagan K-8 Ed. Ctr	27,657,944.32	0.00	27,657,944.32	31,955.82	410,205.58	27,215,782.92	0.00
383	Deanda Elem	15,439,926.05	6,200.00	15,433,726.05		481,148.40	14,930,486.68	22,090.97
394	Neff Elem	15,117,457.94	0.00	15,117,457.94	30,000.00	422,727.34	14,664,730.60	0.00
396	Ray Daily Elem	210,328.90	0.00	210,328.90			210,328.90	0.00
452	Intnl HS @Sharpstown	3,900,000.00	214,500.00	3,685,500.00		74,959.43	3,262,598.09	347,942.48
454	S. Early College HS	5,313,500.00	0.00	5,313,500.00			3,751.64	5,309,748.36
660	School Athletics	17,602,495.03	944,570.00	16,657,925.03		144,615.38	3,676,361.60	12,836,948.05
	Turnaround campuses	445,012.00	0.00	445,012.00			425,055.36	19,956.64
TOTALS		1,086,458,741.40	34,079,747.00	1,052,378,994.40	596,410.48	85,536,049.05	810,280,341.13	155,966,193.74
	CMPA		(34,079,747.00)	34,079,747.00		1,679,074.69	32,400,672.31	
	Unassigned Trustee	197,000.00		197,000.00				197,000.00
	Softball, Misc.	200,000.00		200,000.00				200,000.00
	Program Reserves	31,505,421.00		31,505,421.00		17,149,428.00		14,355,993.00
	Design Standards	595,881.89		595,881.89		13,000.00	295,881.89	287,000.00
	LEED Certification	83,761.82		83,761.82		7,008.00	76,753.82	
	Prolog Management Program	775,000.00		775,000.00		49,000.52	510,906.69	215,092.79
	District-wide T-Building	9,480,000.00		9,480,000.00		2,880,060.08	4,883,142.74	1,716,797.18
	District-wide T-Building Technology	1,716,598.00		1,716,598.00			1,716,598.00	
	Business Development	510,750.00		510,750.00			510,750.00	
	District-wide Safety & Other	44,607,521.89		44,607,521.89		8,872,953.18	13,423,119.42	22,311,449.29
GRAND TOTAL		1,176,130,676.00		1,176,130,676.00	596,410.48	116,186,573.52	864,098,166.00	195,249,526.00

# 2007 Bond Financial Report



## Report Descriptions

### Project Budget/Commitment/Available Funds Report

#### Column 1 – Org (Organization)

Represents the Texas Education Agency (TEA) number assigned to the school or non-school facility.

#### Column 2 – Campus

The school name or non-school facility name – also referred to as “Project.”

#### Column 3 – Total

The total budget allocated to construct the Project, which includes the CMPA fee.

#### Column 4 – CMPA (Construction Manager Program Administrator) Fees

Fee charged by the external management firms.

#### Column 5 – Budget

Represents the project budget maintained in the district’s accounting system- also referred to as “Budget.”

#### Column 6 – Pre-Encumbrance

Requisitions (request to buy) that have been entered into the accounting system and are pending approval/authorization to convert to a purchase order.

#### Column 7 – Encumbrance

Purchase order – also referred to as “commitment.”


#### Column 8 – Actual

Represents total expenditures paid.

#### Column 9 – Available

Uncommitted funds (the difference between the budget less pre-encumbrance less encumbrance less actual).





HOUSTON INDEPENDENT SCHOOL DISTRICT  
BOND OVERSIGHT COMMITTEE WORKBOOK - MEETING APRIL 30, 2013  
[www.houstonisd.org/bond](http://www.houstonisd.org/bond)




# Contingency Report

---


## 2007 Bond Financial Report





HOUSTON INDEPENDENT SCHOOL DISTRICT  
BOND OVERSIGHT COMMITTEE WORKBOOK - MEETING APRIL 30, 2013  
[www.houstonisd.org/bond](http://www.houstonisd.org/bond)


# 2007 Bond Financial Report



## Facilities Capital Program - Contingency Report - Page 1 of 6

As of March 31, 2013

Org and Campus			Budget	Pre-Encumb	Encumbrance	Actual	Available
			\$	\$	\$	\$	\$
001	Austin H.S.	6623 Change Order Allowance	580,352.00		33,738.68	501,002.32	45,611.00
001	Austin H.S.	6630 A/E Allowance	42,945.00			15,000.00	27,945.00
002	Bellaire H.S.	6623 Change Order Allowance	1,077,236.94			603,942.00	473,294.94
002	Bellaire H.S.	6630 A/E Allowance	86,735.60			66,945.00	19,790.60
003	Davis H.S.	6623 Change Order Allowance	1,272,200.00		91,802.49	1,172,820.00	7,577.51
003	Davis H.S.	6630 A/E Allowance	141,258.00		39,818.10	99,919.40	1,520.50
004	Furr H.S.	6623 Change Order Allowance	836,311.60		60,778.13	620,612.80	154,920.67
004	Furr H.S.	6630 A/E Allowance	63,317.00		8,950.61	53,888.47	477.92
006	Jones H.S.	6623 Change Order Allowance	82,623.71			82,623.71	
006	Jones H.S.	6630 A/E Allowance	9,977.00		9,977.00		
007	Kashmere H.S.	6623 Change Order Allowance	328,680.64			76,223.00	252,457.64
007	Kashmere H.S.	6630 A/E Allowance	27,820.00			12,830.00	14,990.00
008	Lamar H.S.	6623 Change Order Allowance	452,732.15		65,318.65	250,491.92	136,921.58
008	Lamar H.S.	6630 A/E Allowance	46,075.50		800.00	2,700.00	42,575.50
009	Lee H.S.	6623 Change Order Allowance	255,219.00			104,231.45	150,987.55
009	Lee H.S.	6630 A/E Allowance	1,700.00		1,700.00		
010	Madison H.S.	6623 Change Order Allowance	350,201.50		6,870.99	308,300.01	35,030.50
010	Madison H.S.	6630 A/E Allowance	44,799.60		2,655.00	27,045.00	15,099.60
011	Milby H.S.	6623 Change Order Allowance	184,813.00				184,813.00
011	Milby H.S.	6630 A/E Allowance	12,937.00				12,937.00
014	Sterling H.S.	6623 Change Order Allowance	253,340.00				253,340.00
014	Sterling H.S.	6630 A/E Allowance	40,545.00			38,025.00	2,520.00
015	Waltrip H.S.	6623 Change Order Allowance	1,468,297.00		508,847.07	186,947.95	772,501.98
015	Waltrip H.S.	6630 A/E Allowance	106,778.15		19,972.50	35,842.50	50,963.15
016	Washington H.S.	6623 Change Order Allowance	222,665.00				222,665.00
016	Washington H.S.	6630 A/E Allowance	18,181.00				18,181.00
017	Westbury H.S.	6623 Change Order Allowance	126,263.00			120,843.70	5,419.30
017	Westbury H.S.	6630 A/E Allowance	60,908.00			56,366.50	4,541.50
019	Worthing H.S.	6623 Change Order Allowance	1,435,300.00		131,132.28	47,448.29	1,256,719.43
019	Worthing H.S.	6630 A/E Allowance	103,882.30		7,143.45	80,769.53	15,969.32
020	Yates H.S.	6623 Change Order Allowance	305,407.34			277,451.94	27,955.40
020	Yates H.S.	6630 A/E Allowance	15,990.00			3,200.00	12,790.00
023	Sharpstown H.S.	6623 Change Order Allowance	152,805.60			104,141.13	48,664.47
023	Sharpstown H.S.	6630 A/E Allowance	12,125.00			10,694.00	1,431.00
024	Scarborough H.S.	6623 Change Order Allowance	1,115,480.00			1,100,631.99	14,848.01
024	Scarborough H.S.	6630 A/E Allowance	66,365.70			66,345.00	20.70
025	HSVPA	6623 Change Order Allowance	315,158.00		7,145.27	308,012.73	
025	HSVPA	6630 A/E Allowance	24,727.40			23,845.00	882.40
033	Jordan H.S.	6623 Change Order Allowance	169,093.00		125,812.68		43,280.32
033	Jordan H.S.	6630 A/E Allowance	11,836.00				11,836.00
034	Law Enf/Crim Justice	6623 Change Order Allowance	71,652.37				71,652.37
034	Law Enf/Crim Justice	6630 A/E Allowance	5,016.00				5,016.00
041	Attucks M.S.	6623 Change Order Allowance	189,025.12			189,025.12	
042	Black M.S.	6623 Change Order Allowance	403,450.00			356,720.47	46,729.53
042	Black M.S.	6630 A/E Allowance	35,028.10		6,500.00	28,154.16	373.94




# 2007 Bond Financial Report

## Facilities Capital Program - Contingency Report - Page 2 of 6

As of March 31, 2013

Org and Campus			Budget	Pre-Encumb	Encumbrance	Actual	Available
			\$	\$	\$	\$	\$
043	Burbank M.S.	6623 Change Order Allowance	1,579,874.90			1,579,874.90	
043	Burbank M.S.	6630 A/E Allowance	56,683.20		8,000.00	48,683.20	
044	Cullen M.S.	6623 Change Order Allowance	826,888.00		177,064.86		649,823.14
044	Cullen M.S.	6630 A/E Allowance	70,828.60			12,470.00	58,358.60
045	Deady M.S.	6623 Change Order Allowance	208,205.00				208,205.00
045	Deady M.S.	6630 A/E Allowance	16,399.00			4,160.00	12,239.00
047	Fonville M.S.	6623 Change Order Allowance	80,559.00			80,559.00	
048	Clifton M.S.	6623 Change Order Allowance	758,241.97			758,241.97	
049	Hamilton M.S.	6623 Change Order Allowance	72,731.24			45,000.00	27,731.24
049	Hamilton M.S.	6630 A/E Allowance	9,791.80		506.88	5,829.12	3,455.80
050	Holland M.S.	6623 Change Order Allowance	194,086.00		76,911.46	48,519.98	68,654.56
050	Holland M.S.	6630 A/E Allowance	15,284.00				15,284.00
052	Henry M.S.	6623 Change Order Allowance	35,979.00			35,979.00	
053	Hogg M.S.	6623 Change Order Allowance	562,869.44			19,815.04	543,054.40
053	Hogg M.S.	6630 A/E Allowance	38,014.68				38,014.68
054	Jackson M.S.	6623 Change Order Allowance	1,211,530.00		15,879.50	1,045,637.66	150,012.84
054	Jackson M.S.	6630 A/E Allowance	78,435.00				78,435.00
055	Johnston M.S.	6623 Change Order Allowance	162,975.30		7,460.57	155,442.72	72.01
055	Johnston M.S.	6630 A/E Allowance	122,246.00		33,544.00	52,573.50	36,128.50
056	Welch M.S.	6623 Change Order Allowance	358,675.37			358,675.37	
056	Welch M.S.	6630 A/E Allowance	2,750.00			2,750.00	
057	Lanier M.S.	6623 Change Order Allowance	79,491.15			79,491.15	
059	Long Academy	6623 Change Order Allowance	442,337.09		14,347.07	246,386.33	181,603.69
059	Long Academy	6630 A/E Allowance	49,790.00		270.00	19,630.00	29,890.00
060	Revere M.S.	6623 Change Order Allowance	76,676.00				76,676.00
060	Revere M.S.	6630 A/E Allowance	5,687.00			2,450.00	3,237.00
061	Marshall M.S.	6623 Change Order Allowance	228,091.00		3,080.00	225,011.00	
061	Marshall M.S.	6630 A/E Allowance	24,090.00		4,318.12	19,771.88	
062	McReynolds M.S.	6623 Change Order Allowance	900,000.00			350,003.34	549,996.66
062	McReynolds M.S.	6630 A/E Allowance	66,569.00		7,702.50	42,139.50	16,727.00
066	Ryan M.S.	6623 Change Order Allowance	461,054.00				461,054.00
066	Ryan M.S.	6630 A/E Allowance	37,369.30		14,300.00		23,069.30
068	Grady M.S.	6623 Change Order Allowance	379,037.00		38,009.10	325,581.59	15,446.31
068	Grady M.S.	6630 A/E Allowance	71,960.00		3,660.00	66,232.50	2,067.50
072	Fondren M.S.	6623 Change Order Allowance	145,548.56			145,548.56	
074	Woodson M.S.	6623 Change Order Allowance	163,489.05		163,489.05		
074	Woodson M.S.	6630 A/E Allowance	27,836.50			27,836.50	
075	Dowling M.S.	6623 Change Order Allowance	68,107.00				68,107.00
075	Dowling M.S.	6630 A/E Allowance	4,767.00				4,767.00
077	Thomas M.S.	6623 Change Order Allowance	3,967.50			3,967.50	
077	Thomas M.S.	6630 A/E Allowance	12,000.00		12,000.00		
078	Fleming M.S.	6623 Change Order Allowance	745,606.68			745,606.68	
078	Fleming M.S.	6630 A/E Allowance	5,690.00		1,100.79	4,589.21	
079	Key M.S.	6623 Change Order Allowance	135,047.00				135,047.00
079	Key M.S.	6630 A/E Allowance	17,817.00				17,817.00


# 2007 Bond Financial Report



## Facilities Capital Program - Contingency Report - Page 3 of 6

As of March 31, 2013

Org and Campus			Budget	Pre-Encumb	Encumbrance	Actual	Available
			\$	\$	\$	\$	\$
080	Rice School M.S.	6623 Change Order Allowance	248,931.00			248,931.00	
081	Sharpstown Intl	6623 Change Order Allowance	49,354.71		6,356.13	42,998.58	
081	Sharpstown Intl	6630 A/E Allowance	6,023.00		4,495.00	1,528.00	
098	Stevenson M.S.	6623 Change Order Allowance	206,287.50				206,287.50
098	Stevenson M.S.	6630 A/E Allowance	16,884.50		159.00	15,210.00	1,515.50
102	Alcott Elem	6623 Change Order Allowance	342,766.27		1,724.69	341,041.58	
102	Alcott Elem	6630 A/E Allowance	10,559.64		283.14	10,276.50	
103	Allen Elem	6623 Change Order Allowance	343,303.10		56,470.12	286,832.98	
103	Allen Elem	6630 A/E Allowance	45,500.00		9,815.00	35,685.00	
104	Almeda Elem	6623 Change Order Allowance	534,345.75		11,675.02	522,670.73	
105	Anderson Elem	6623 Change Order Allowance	375,296.35			267,525.82	107,770.53
105	Anderson Elem	6630 A/E Allowance	15,529.50				15,529.50
106	Atherton Elem	6623 Change Order Allowance	414,500.00		61,567.39	228,744.00	124,188.61
106	Atherton Elem	6630 A/E Allowance	84,000.00				84,000.00
107	Barrick Elem	6623 Change Order Allowance	204,591.75			204,591.75	
109	Berry Elem	6623 Change Order Allowance	331,890.00			331,890.00	
109	Berry Elem	6630 A/E Allowance	27,648.00		360.00	27,288.00	
120	Browning Elem	6623 Change Order Allowance	171,913.00				171,913.00
120	Browning Elem	6630 A/E Allowance	13,057.20				13,057.20
124	Burnet Elem	6623 Change Order Allowance	81,587.00			79,985.87	1,601.13
124	Burnet Elem	6630 A/E Allowance	6,965.00				6,965.00
125	Burrus Elem	6623 Change Order Allowance	85,321.82		85,321.82		
125	Burrus Elem	6630 A/E Allowance	27,789.00		6,462.00	21,327.00	
135	Crockett Elem	6623 Change Order Allowance	65,479.53			65,479.53	
135	Crockett Elem	6630 A/E Allowance	20,000.00			20,000.00	
136	Cunningham Elem	6623 Change Order Allowance	446,378.00		80,378.00	366,000.00	
136	Cunningham Elem	6630 A/E Allowance	13,400.00			13,400.00	
137	De Chaumes Elem	6623 Change Order Allowance	330,735.79			330,735.79	
137	De Chaumes Elem	6630 A/E Allowance	50,400.00		400.00	50,000.00	
144	Durkee Elem	6623 Change Order Allowance	667,485.00			667,485.00	
144	Durkee Elem	6630 A/E Allowance	61,039.00		19,622.31	41,416.69	
152	Field Elem	6623 Change Order Allowance	9,829.00			9,829.00	
152	Field Elem	6630 A/E Allowance	860.00			860.00	
155	Franklin Elem	6623 Change Order Allowance	49,507.00				49,507.00
155	Franklin Elem	6630 A/E Allowance	3,465.00				3,465.00
156	Frost Elem	6623 Change Order Allowance	351,446.00			351,446.00	
156	Frost Elem	6630 A/E Allowance	25,875.00			25,875.00	
158	Garden Villas Elem	6623 Change Order Allowance	485,173.35		86,652.81	398,520.54	
158	Garden Villas Elem	6630 A/E Allowance	6,046.74			6,046.74	
162	Gregg Elem	6623 Change Order Allowance	607,128.00			607,128.00	
162	Gregg Elem	6630 A/E Allowance	8,365.00			8,365.00	
163	Sugar Grove Academy	6623 Change Order Allowance	300,000.00		9,000.00		291,000.00
163	Sugar Grove Academy	6630 A/E Allowance	50,600.00		23,175.90	26,669.10	755.00
164	Grimes Elem	6630 A/E Allowance	10,302.50		10,302.50		
166	Harris, J.R. Elem	6623 Change Order Allowance	586,358.51		137,589.42	448,769.09	



# 2007 Bond Financial Report


## Facilities Capital Program - Contingency Report - Page 4 of 6

As of March 31, 2013

Org and Campus			Budget	Pre-Encumb	Encumbrance	Actual	Available
			\$	\$	\$	\$	\$
166	Harris, J.R. Elem	6630 A/E Allowance	37,430.00		2,107.57	35,322.43	
169	Harvard Elem	6623 Change Order Allowance	70,650.00		12,074.00		58,576.00
169	Harvard Elem	6630 A/E Allowance	6,203.60				6,203.60
170	Helms Elem	6623 Change Order Allowance	126,085.61		27,603.28	98,482.33	
170	Helms Elem	6630 A/E Allowance	5,400.00			5,400.00	
171	Henderson, J.P. Elem	6623 Change Order Allowance	178,001.00		765.16	149,095.92	28,139.92
171	Henderson, J.P. Elem	6630 A/E Allowance	28,782.00		6,112.50	19,172.50	3,497.00
173	Herod Elem	6623 Change Order Allowance	350,972.00			350,972.00	
173	Herod Elem	6630 A/E Allowance	61,799.00		4,787.50	57,011.50	
175	Hobby Elem	6623 Change Order Allowance	200,144.79		8,619.00	191,525.79	
178	Horn Elem	6623 Change Order Allowance	439,092.00			439,092.00	
178	Horn Elem	6630 A/E Allowance	70,700.00		25,450.00	45,250.00	
180	Isaacs Elem	6623 Change Order Allowance	179,102.62		12,775.33	166,327.29	
180	Isaacs Elem	6630 A/E Allowance	4,624.00			4,624.00	
182	Jefferson Elem	6623 Change Order Allowance	157,037.00		43,276.97		113,760.03
182	Jefferson Elem	6630 A/E Allowance	80,743.00		3,358.00	5,742.00	71,643.00
185	Kashmere Gardens El	6623 Change Order Allowance	162,337.66		6,526.27	155,811.39	
187	Kelso Elem	6623 Change Order Allowance	141,881.24			141,881.24	
194	Lewis Elem	6623 Change Order Allowance	369,293.00			369,293.00	
194	Lewis Elem	6630 A/E Allowance	92,892.65			92,892.65	
195	Lockhart Elem	6623 Change Order Allowance	920,832.00		143,691.39	664,930.86	112,209.75
195	Lockhart Elem	6630 A/E Allowance	103,095.00			71,865.00	31,230.00
198	Love Elem	6623 Change Order Allowance	34,484.89			34,484.89	
199	Lovett Elem	6623 Change Order Allowance	565,614.00			565,614.00	
199	Lovett Elem	6630 A/E Allowance	57,585.00			57,585.00	
204	Memorial Elem	6623 Change Order Allowance	40,384.00			40,384.00	
204	Memorial Elem	6630 A/E Allowance	600.00			600.00	
207	Montgomery Elem	6623 Change Order Allowance	263,313.93		11,427.13	251,886.80	
207	Montgomery Elem	6630 A/E Allowance	21,000.00		420.00	20,580.00	
210	Northline Elem	6623 Change Order Allowance	241,789.00			241,789.00	
212	Oates Elem	6623 Change Order Allowance	174,445.69		7,992.87	166,452.82	
212	Oates Elem	6630 A/E Allowance	13,725.00			13,725.00	
213	Osborne Elem	6623 Change Order Allowance	603,939.00			314,619.19	289,319.81
213	Osborne Elem	6630 A/E Allowance	31,080.00		544.55	10,539.45	19,996.00
216	Patterson Elem	6623 Change Order Allowance	379,875.62		26,112.98	353,762.64	
216	Patterson Elem	6630 A/E Allowance	66,101.88			66,101.88	
217	Peck Elem	6623 Change Order Allowance	587,684.06		138,650.00	449,034.06	
219	Piney Point Elem	6623 Change Order Allowance	249,516.54			249,516.54	
219	Piney Point Elem	6630 A/E Allowance	14,162.50		150.00	14,012.50	
220	Pleasantville Elem	6623 Change Order Allowance	347,644.83		62,989.01	284,655.82	
220	Pleasantville Elem	6630 A/E Allowance	29,238.00		1,400.00	27,838.00	
221	Poe Elem	6623 Change Order Allowance	103,499.94			103,499.94	
222	Port Houston Elem	6623 Change Order Allowance	50,164.00				50,164.00
222	Port Houston Elem	6630 A/E Allowance	3,512.00				3,512.00
226	Rhoads Elem	6630 A/E Allowance	3,321.20			3,321.20	




# 2007 Bond Financial Report



## Facilities Capital Program - Contingency Report - Page 5 of 6

As of March 31, 2013

Org and Campus			Budget	Pre-Encumb	Encumbrance	Actual	Available
			\$	\$	\$	\$	\$
227	McNamara Elem	6623 Change Order Allowance	140,134.70			140,134.70	
227	McNamara Elem	6630 A/E Allowance	3,521.50			3,521.50	
231	Roosevelt Elem	6623 Change Order Allowance	473,988.32		35,389.99	438,598.33	
231	Roosevelt Elem	6630 A/E Allowance	123,145.14		411.86	122,733.28	
234	Rusk Elem	6623 Change Order Allowance	603,106.00				603,106.00
234	Rusk Elem	6630 A/E Allowance	41,388.00			41,331.00	57.00
237	Scarborough Elem	6623 Change Order Allowance	482,688.00			390,707.00	91,981.00
237	Scarborough Elem	6630 A/E Allowance	27,411.00		806.35	13,705.65	12,899.00
238	Scott Elem	6623 Change Order Allowance	767,200.00		20,804.75	559,199.79	187,195.46
238	Scott Elem	6630 A/E Allowance	124,000.00		15,500.06	55,762.50	52,737.44
240	Sherman Elem	6623 Change Order Allowance	427,821.00		39,140.50	43,000.00	345,680.50
240	Sherman Elem	6630 A/E Allowance	58,069.50		1,602.45	43,314.55	13,152.50
242	Smith, K. Elem	6623 Change Order Allowance	582,000.00			12,000.00	570,000.00
242	Smith, K. Elem	6630 A/E Allowance	73,712.00		14,878.75	47,405.25	11,428.00
244	Southmayd Elem	6623 Change Order Allowance	259,052.00		45,773.44		213,278.56
244	Southmayd Elem	6630 A/E Allowance	59,975.00		7,396.00	38,503.46	14,075.54
248	Sutton Elem	6623 Change Order Allowance	210,588.52			19,672.79	190,915.73
248	Sutton Elem	6630 A/E Allowance	168,442.00			151,758.00	16,684.00
252	Wainwright Elem	6623 Change Order Allowance	191,608.00				191,608.00
252	Wainwright Elem	6630 A/E Allowance	13,413.00				13,413.00
256	Wharton K-8 Dual Lan	6623 Change Order Allowance	70,000.00			36,402.32	33,597.68
256	Wharton K-8 Dual Lan	6630 A/E Allowance	5,600.00				5,600.00
257	Whidby Elem	6623 Change Order Allowance	237,290.59		32,348.75	204,941.84	
257	Whidby Elem	6630 A/E Allowance	17,750.00			17,750.00	
258	Whittier Elem	6623 Change Order Allowance	201,524.00				201,524.00
258	Whittier Elem	6630 A/E Allowance	14,042.00		755.44	8,687.56	4,599.00
262	Grissom Elem	6623 Change Order Allowance	268,444.00				268,444.00
262	Grissom Elem	6630 A/E Allowance	18,790.00		1,718.50	17,071.50	
263	Law Elem	6623 Change Order Allowance	71,244.00				71,244.00
263	Law Elem	6630 A/E Allowance	4,987.00				4,987.00
264	Mitchell Elem	6623 Change Order Allowance	189,354.71			189,354.71	
265	Petersen Elem	6623 Change Order Allowance	265,620.18			265,620.18	
267	White Elem	6623 Change Order Allowance	219,364.30		157,094.31	62,269.99	
267	White Elem	6630 A/E Allowance	1,500.00			1,500.00	
268	Benbrook Elem	6623 Change Order Allowance	225,267.00		29,491.13	195,775.87	
268	Benbrook Elem	6630 A/E Allowance	3,950.00			3,950.00	
271	Foerster Elem	6623 Change Order Allowance	218,227.68			218,227.68	
271	Foerster Elem	6630 A/E Allowance	17,250.00			17,250.00	
273	Ashford Elem	6623 Change Order Allowance	148,719.00			148,719.00	
274	Askew Elem	6623 Change Order Allowance	145,939.03			145,939.03	
275	Bush Elem	6623 Change Order Allowance	65,391.00			65,391.00	
275	Bush Elem	6630 A/E Allowance	3,280.00			3,280.00	
276	Shadowbriar Elem	6623 Change Order Allowance	74,606.32			74,606.32	
281	Sanchez Elem	6623 Change Order Allowance	44,915.00				44,915.00
281	Sanchez Elem	6630 A/E Allowance	3,150.00				3,150.00



# 2007 Bond Financial Report

## Facilities Capital Program - Contingency Report - Page 6 of 6

As of March 31, 2013

Org and Campus			Budget	Pre-Encumb	Encumbrance	Actual	Available
			\$	\$	\$	\$	\$
283	Garcia Elem	6623 Change Order Allowance	88,211.00				88,211.00
283	Garcia Elem	6630 A/E Allowance	6,175.00				6,175.00
285	Valley West Elem	6623 Change Order Allowance	276,911.38			276,073.17	838.21
285	Valley West Elem	6630 A/E Allowance	65,000.00			27,100.00	37,900.00
286	Herrera Elem	6623 Change Order Allowance	32,718.08		32,718.08		
286	Herrera Elem	6630 A/E Allowance	4,535.00			4,535.00	
287	Cage Elem	6623 Change Order Allowance	60,391.00				60,391.00
287	Cage Elem	6630 A/E Allowance	4,227.00				4,227.00
289	Martinez, C.	6623 Change Order Allowance	179,445.95		3,748.00	175,697.95	
289	Martinez, C.	6630 A/E Allowance	5,757.50		4,957.50	800.00	
290	Crespo Elem	6623 Change Order Allowance	319,988.37				319,988.37
290	Crespo Elem	6630 A/E Allowance	30,843.00		1,357.44	9,954.56	19,531.00
291	Gallegos Elem	6623 Change Order Allowance	52,294.88		52,294.88		
291	Gallegos Elem	6630 A/E Allowance	42,000.00		3,095.06	38,904.94	
292	Carrillo Elem	6623 Change Order Allowance	212,464.01		24,741.85	187,722.16	
292	Carrillo Elem	6630 A/E Allowance	12,075.00			12,075.00	
295	Benavidez Elem	6623 Change Order Allowance	109,013.91			109,013.91	
297	Davila Elem	6623 Change Order Allowance	209,660.00		54,335.22		155,324.78
297	Davila Elem	6630 A/E Allowance	83,468.00		24,699.93	48,750.07	10,018.00
298	Martinez, R. Elem	6623 Change Order Allowance	92,922.88		37.34	92,885.54	
298	Martinez, R. Elem	6630 A/E Allowance	36,881.10		4,970.10	31,911.00	
299	Milne Elem	6623 Change Order Allowance	166,854.63			166,854.63	
301	Eastwood Academy	6623 Change Order Allowance	547,991.00		33,677.59	59,802.01	454,511.40
301	Eastwood Academy	6630 A/E Allowance	38,359.00		16,945.00	21,165.00	249.00
310	S. Houston-Math/Scie	6623 Change Order Allowance	719,121.00			666,823.00	52,298.00
310	S. Houston-Math/Scie	6630 A/E Allowance	81,698.00		9,470.00	15,735.00	56,493.00
322	VANGUARD HS	6623 Change Order Allowance	2,174,115.60		126,444.40	1,729,921.08	317,750.12
322	VANGUARD HS	6630 A/E Allowance	438,353.82		7,240.82	341,556.52	89,556.48
360	Bellfort ECC	6623 Change Order Allowance	725,000.00		10,883.97	541,788.84	172,327.19
360	Bellfort ECC	6630 A/E Allowance	66,300.12		2,875.87	44,977.25	18,447.00
382	Reagan K-8 Ed. Ctr	6623 Change Order Allowance	722,369.00		4,224.28	718,144.72	
382	Reagan K-8 Ed. Ctr	6630 A/E Allowance	44,375.00		17,950.00	26,425.00	
383	Deanda Elem	6623 Change Order Allowance	599,201.02		441,634.68	157,566.34	
383	Deanda Elem	6630 A/E Allowance	15,228.04		5,005.91	10,222.13	
394	Neff Elem	6623 Change Order Allowance	394,149.45		220,768.30	173,381.15	
394	Neff Elem	6630 A/E Allowance	34,590.00			34,590.00	
396	Ray Daily Elem	6623 Change Order Allowance	2,070.44			2,070.44	
454	S. Early College HS	6623 Change Order Allowance	97,500.00				97,500.00
454	S. Early College HS	6630 A/E Allowance	26,000.00				26,000.00
660	School Athletics	6623 Change Order Allowance	1,060,736.00			14,439.77	1,046,296.23
660	School Athletics	6630 A/E Allowance	86,012.06		12,040.00	48,160.00	25,812.06

# 2007 Bond Financial Report



## Report Descriptions

### Contingency Report

#### Column 1 – Org (Organization)

Represents the Texas Education Agency (TEA) number assigned to the school or non-school facility.

#### Column 2 – Campus

The school name or non-school facility name – also referred to as “Project.”

#### Column 3 – Change Order Allowance

Represents the type of adjustment approved by the Board; a change order allowance (6623) represents an adjustment to the construction contract, the A/E allowance (6630) represents an adjustment to the architect/engineering contract.

#### Column 4 – Budget

Represents the project budget maintained in the district’s accounting system; also referred to as “SAP Budget.”

#### Column 5 – Pre-Encumbrance

Requisitions (request to buy) that have been entered into the accounting system and are pending approval/authorization to convert to a purchase order.

#### Column 6 – Encumbrance


Purchase order – also referred to as “commitment.”

#### Column 7 – Actual

Represents total expenditures paid.

#### Column 8 – Available

Uncommitted funds (the difference between budget less pre-encumbrance less encumbrance less actual).



HOUSTON INDEPENDENT SCHOOL DISTRICT  
BOND OVERSIGHT COMMITTEE WORKBOOK - MEETING APRIL 30, 2013  
[www.houstonisd.org/bond](http://www.houstonisd.org/bond)






# 2012 Project Update Report


---





HOUSTON INDEPENDENT SCHOOL DISTRICT  
BOND OVERSIGHT COMMITTEE WORKBOOK - MEETING APRIL 30, 2013  
[www.houstonisd.org/bond](http://www.houstonisd.org/bond)

# 2012 Facilities Capital Program




## HISD CAPITAL IMPROVEMENT PROGRAM - 2012 Facilities Capital Program - Page 1 of 1

As of March 31, 2013

Project	Scope of Work	Proposed Project Budget
<b>High Schools:</b>		
Austin High School	New facility preserving the architecturally significant building structure for a campus accommodating 1,800 - 2,000 students.	68,429,000
Bellaire High School	New 2,800 - 3,100 student school that will incorporate the recently completed science classroom and laboratory wing.	106,724,000
Davis High School	New facility preserving the architecturally significant building structure for a campus accommodating 1,500 - 1,700 students.	46,764,000
DeBaKey High School	New 900 - 1,000 student health professions school.	64,512,000
Eastwood Academy	New facility that will incorporate the new 2 story classroom wing for a campus accommodating 500 students.	10,875,000
Furr High School	New 1,100 - 1,300 student school.	55,100,000
Houston High School	New 2,550 - 2,750 student school that will incorporate the new science classroom and laboratory wing.	101,428,000
HSPVA	New 750 student performing and visual arts school.	80,178,000
Jones High School	Renovations to existing school facilities.	1,125,000
Jordan High School	New 600 - 800 student school.	36,693,000
Kashmere High School	Renovations to existing school facilities and site improvements.	17,000,000
Lamar High School	New facility preserving the architecturally significant building structure for a campus accommodating 2,800 - 3,100 students.	107,974,000
Lee High School	New 1,700 - 1,900 student school.	73,801,000
Madison High School	New 1,900 - 2,100 student school that will incorporate recent science and classroom building renovations.	82,736,000
Milby High School	New facility preserving the architecturally significant building structure for a campus accommodating 1,800 - 2,000 students.	68,810,000
North Early College	New 400 student early college school.	13,500,000
Scarborough High School	Renovations to existing school facilities and site improvements.	12,566,000
Sharpstown High School	New 1,300 - 1,500 student school.	54,944,000
Sharpstown International High School	Renovations to existing school facilities and site improvements.	6,125,000
South Early College	New 400 student early college school.	13,500,000
Sterling High School	New 1,600 - 1,800 student school.	72,304,000
Waltrip High School	Partial replacement and general renovations to accommodate 1,800 - 2,000 students.	30,115,000
Washington High School	New 1,100 - 1,300 student school.	51,732,000
Westbury High School	Partial replacement and general renovations to accommodate 2,300 - 2,500 students.	40,006,000
Worthing High School	New facility that will incorporate the new 2 story classroom wing for a campus accommodating 1,100 - 1,300 students.	30,180,000
Yates High School	New 1,300 - 1,500 student school.	59,481,000
Young Men's College Prep.	Partial replacement and general renovations to complement portions of the Howard Payne Carter Career Center for a campus accommodating 900 - 1,000 students.	28,675,000
Young Women's College Prep.	Partial replacement and general renovations for a campus accommodating 900 - 1,000 students.	27,159,000
	<b>High School Subtotal</b>	<b>1,362,436,000</b>
<b>Middle Schools:</b>		
Dowling Middle School	New 1,300-1,500 student school.	59,125,000
Grady Middle School	New addition to complete multi-phase master plan for the campus.	14,825,000
	<b>Middle School Subtotal</b>	<b>73,950,000</b>
<b>K-8s:</b>		
Garden Oaks Montessori K-8 School	New addition and general renovations of the existing facilities accommodating 750 - 900 students.	26,678,000
Mandarin Chinese Language Immersion School at Gordon K-8	New 750 - 900 student school.	32,161,000
Pilgrim Academy K-8	New addition for a campus accommodating 750 - 900 students.	7,989,000
Wharton Dual Language School K-8	New addition and general renovations of the existing facilities accommodating 750-900 students.	35,603,000
Wilson Montessori School K-8	New addition and general renovations of the existing facilities accommodating 750-900 students.	18,914,000
	<b>K-8 Subtotal</b>	<b>121,345,000</b>
<b>Elementary Schools:</b>		
Askew Elementary School	850 student new school - replacement.	26,632,000
Parker Elementary School	850 student new school - replacement.	29,485,000
Relief Elementary School	750 student new school to be built in the west Houston area.	23,417,000
	<b>Elementary Subtotal</b>	<b>79,534,000</b>
<b>All Schools</b>		<b>1,637,265,000</b>
<b>District-Wide Projects:</b>		
District Athletic Improvements	Replacement of regional field house(s) and athletic facility improvements.	44,675,000
District Wide Land Acquisition	Districtwide funds to supplement significant site/parking constraints.	55,767,000
Middle School Restroom Renovation	Districtwide middle school restroom renovations.	35,000,000
District-Wide Technology	Districtwide technology improvements.	100,000,000
District-Wide Safety and Security	Districtwide safety and security improvements.	17,293,000
	<b>Districtwide Total</b>	<b>252,735,000</b>
	<b>Grand Total</b>	<b>1,890,000,000</b>

1. Funding within this bond for North and South Early College will be combined with funds previously allocated from the 2007 bond for these projects to meet the schools programmatic needs.
2. HSPVA moved to district 8 due to a proposed site for the new school located at 1300 Capital.
3. Program costs allocated to each project budget will be separated into various program budgets to provide better oversight and financial management, at a later date.
4. New schools / replacement projects will undergo a school site specific ed-spec development process and all schools will undergo a scope to budget process.
5. Project budgets include allocations for planning, design, construction, administration, and other related costs.
6. The current allocation for the Young Men's College Preparatory Academy (YMCPA) will allow for a demolition of the EO Smith facility, the addition of a smaller facility, and the renovation
7. Condit ES will be rebuilt and funded from surplus bond funds and/or the sale of real estate.
8. High School for Law Enforcement and Criminal Justice will be rebuilt and funded from surplus bond funds and/or the sale of real estate.



HOUSTON INDEPENDENT SCHOOL DISTRICT  
BOND OVERSIGHT COMMITTEE WORKBOOK - MEETING APRIL 30, 2013  
[www.houstonisd.org/bond](http://www.houstonisd.org/bond)

# 2012 Bond Projects



## 2012 Bond Phasing Schedule

### Group 1

- Planning and Design — Early / Mid 2013
- Anticipated Construction to Begin — Mid / Late 2014
  - Condit Elementary
  - DeBakey High School
  - Furr High School
  - Grady Middle School
  - HSPVA
  - Lee High School
  - Mandarin Chinese Language Immersion School
  - Milby High School
  - North Early College High School
  - Relief Elementary School
  - Sharpstown High School
  - South Early College High School
  - Sterling High School
  - Waltrip High School
  - Booker T. Washington High School
  - Worthing High School
  - Young Men's College Prep

### Group 2

- Planning and Design - Early / Mid 2014
- Anticipated Construction to Begin – Mid / Late 2015
  - Bellaire High School
  - Davis High School
  - Dowling Middle School
  - Eastwood Academy
  - Lamar High School
  - Parker Elementary School
  - Yates High School

### Group 3

- Planning and Design – Early / Mid 2015
- Anticipated Construction to Begin – Mid / Late 2016
  - Askew Elementary School
  - High School for Law Enforcement & Criminal Justice
  - Sam Houston High School
  - Jordan High School
  - Young Women's College Prep





# 2012 Bond Projects

## Group 4


- Planning and Design — Late 2015 / Early 2016
- Anticipated Construction to Begin — Mid 2017
  - Austin High School
  - Garden Oaks Montessori K-8 School
  - Jones High School
  - Kashmere High School
  - Madison High School
  - Pilgrim Academy K-8
  - Scarborough High School
  - Sharpstown International School
  - Westbury High School
  - Wharton Dual Language School K-8
  - Wilson Montessori School K-8






# Bond Schedule - Group 1

## 2012 Project Update Report



HOUSTON INDEPENDENT SCHOOL DISTRICT  
BOND OVERSIGHT COMMITTEE WORKBOOK - MEETING APRIL 30, 2013  
[www.houstonisd.org/bond](http://www.houstonisd.org/bond)

# 2012 Bond Projects



## Condit Elementary

Condit Elementary School, originally built in 1909, moved to its current facility in Bellaire in 1914, with an addition built in 1927. The PK-5 campus is a Vanguard neighborhood school.

Funds allocated from the 2007 bond program will be used to maintain a safe and suitable learning environment until a new facility is constructed as part of the 2012 bond program.

### Scope of Work

Condit will be rebuilt and funded from surplus bond funds and/or the sale of real estate.

### Project Status

Architect selected.



### Key Facts

Budget: To be determined  
Trustee: Michael L. Lunceford  
Location: 7000 South 3rd

## Bond Schedule - Group 1

- Planning and Design Start - Early/Mid 2013
- Construction Start - Mid/Late 2014


2013				2014				2015				2016				2017			
Q1	Q2	Q3	Q4	Q1	Q2	Q3	Q4	Q1	Q2	Q3	Q4	Q1	Q2	Q3	Q4	Q1	Q2	Q3	Q4



# 2012 Bond Projects

Condit Elementary - continued

## Information

Indicator	ID	Project/School/Facility	Budget
	C-130	Condit Elementary	TBD
	Planning and Design Start		Construction Start
	Early/Mid 2013		Mid/Late 2014
	Phase		% of Phase
Project Team			
Manager			
Architect		VLK Architects	
Contractor			
CMPA			

## Milestones

Programming/Conceptual Design	
Schematic Design Phase	
Design Development	
60% Construction Documents	
100% Construction Documents	
Final Pricing	
Construction Start	



# 2012 Bond Projects



## DeBakey High School

The Michael E. DeBakey High School for Health Professions is dedicated to providing a rigorous and comprehensive pre-college program for students pursuing careers in medicine, health care, and/or the sciences.

HISD is working with the Texas Medical Center to find a new home for the school in the heart of the medical center so that students will have access to some of the best facilities in the world.

### Scope of Work

New school for 900-1,000 students.

### Project Status

Planning underway.



### Key Facts

Budget: \$64,512,000



Trustee: Paula Harris

Location: To be determined

### Bond Schedule - Group 1

 Planning and Design Start - Early/Mid 2013

 Construction Start - Mid/Late 2014

2013				2014				2015				2016				2017			
Q1	Q2	Q3	Q4	Q1	Q2	Q3	Q4	Q1	Q2	Q3	Q4	Q1	Q2	Q3	Q4	Q1	Q2	Q3	Q4
																			






# 2012 Bond Projects

DeBakey High School - continued

## Information

Indicator	ID	Project/School/Facility	Budget
	C-026	DeBakey High School	\$64,512,000
	Planning and Design Start		Construction Start
	Early/Mid 2013		Mid/Late 2014
	Phase		% of Phase
Project Team			
Manager			
Architect			
Contractor			
CMPA			

## Milestones

Programming/Conceptual Design	
Schematic Design Phase	
Design Development	
60% Construction Documents	
100% Construction Documents	
Final Pricing	
Construction Start	



# 2012 Bond Projects



## Furr High School

Furr High School opened in the fall of 1961 on Houston's east side.

The campus currently includes nine school buildings and 15 temporary buildings.

Funds allocated from the 2007 bond program will be used to maintain a safe and suitable learning environment until a new facility is constructed as part of the 2012 bond program.

### Scope of Work

New school for 1,100-1,300 students

### Project Status

Architect selected.



### Key Facts

Budget: \$55,100,000



Trustee: Juliet K. Stipeche

Location: 520 Mercury Dr.

### Bond Schedule - Group 1

 Planning and Design Start - Early/Mid 2013

 Construction Start - Mid/Late 2014


2013				2014				2015				2016				2017			
Q1	Q2	Q3	Q4	Q1	Q2	Q3	Q4	Q1	Q2	Q3	Q4	Q1	Q2	Q3	Q4	Q1	Q2	Q3	Q4
																			



# 2012 Bond Projects

Furr High School - continued

## Information

Indicator	ID	Project/School/Facility		Budget
	C-004	Furr High School		\$55,100,000
		Planning and Design Start	Construction Start	
		Early/Mid 2013	Mid/Late 2014	
		Phase	% of Phase	
Project Team				
Manager				
Architect		ERO		
Contractor				
CMPA				

## Milestones

Programming/Conceptual Design	
Schematic Design Phase	
Design Development	
60% Construction Documents	
100% Construction Documents	
Final Pricing	
Construction Start	

**FURR SENIOR HIGH SCHOOL**  
**520**  
TEXAS RECOGNIZED SCHOOL  
2009

# 2012 Bond Projects



## Grady Middle School

Grady Middle School, located in Houston's Galleria area, was originally built in 1949 and was replaced by a new main school building completed in 2012.

### Scope of Work

New addition to complete multi-phase master plan for the campus.

### Project Status

Architect selected.



### Key Facts

Budget: \$14,825,000



Trustee: Harvin C. Moore

Location: 5215 San Felipe St.

### Bond Schedule - Group 1

 Planning and Design Start - Early/Mid 2013

 Construction Start - Mid/Late 2014


2013				2014				2015				2016				2017			
Q1	Q2	Q3	Q4	Q1	Q2	Q3	Q4	Q1	Q2	Q3	Q4	Q1	Q2	Q3	Q4	Q1	Q2	Q3	Q4
																			



# 2012 Bond Projects


Grady Middle School - continued

## Information

Indicator	ID	Project/School/Facility	Budget
	C-068	Grady Middle School	\$14,825,000
	Planning and Design Start		Construction Start
	Early/Mid 2013		Mid/Late 2014
	Phase		% of Phase
Project Team			
Manager			
Architect		Natex Corp.	
Contractor			
CMPA			

## Milestones

Programming/Conceptual Design	
Schematic Design Phase	
Design Development	
60% Construction Documents	
100% Construction Documents	
Final Pricing	
Construction Start	





# 2012 Bond Projects



## High School for the Performing and Visual Arts (HSPVA)

HSPVA is a Vanguard neighborhood school and a national model for combining arts and academics. The current facility was constructed in 1981.

Under the 2012 bond program, a new facility will be built in downtown Houston near other arts and theatrical venues. HISD will take advantage of property already owned by the district on an entire city block that will be used as the new site.

### Scope of Work

New performing and visual arts school for 750 students.

### Project Status

Planning underway.



### Key Facts

Budget: \$80,178,000



Trustee: Juliet K. Stipeche

Proposed location: 1300 Capitol St.

### Bond Schedule - Group 1

 Planning and Design Start - Early/Mid 2013

 Construction Start - Mid/Late 2014


2013				2014				2015				2016				2017			
Q1	Q2	Q3	Q4	Q1	Q2	Q3	Q4	Q1	Q2	Q3	Q4	Q1	Q2	Q3	Q4	Q1	Q2	Q3	Q4
																			



# 2012 Bond Projects

High School for the Performing and Visual Arts - continued

## Information

Indicator	ID	Project/School/Facility	Budget
	C-025	High School for the Performing and Visual Arts	\$80,178,000
	Planning and Design Start		Construction Start
	Early/Mid 2013		Mid/Late 2014
	Phase		% of Phase
Project Team			
Manager			
Architect			
Contractor			
CMPA			

## Milestones

Programming/Conceptual Design	
Schematic Design Phase	
Design Development	
60% Construction Documents	
100% Construction Documents	
Final Pricing	
Construction Start	

# 2012 Bond Projects



## Lee High School

Lee High School was originally built in 1962 in west Houston.

Funds allocated from the 2007 bond program will be used to maintain a safe and suitable learning environment until a new facility is constructed as part of the 2012 bond program.

### Scope of Work

New school for 1,700-1,900 students.

### Project Status

Architect selected.



### Key Facts

Budget: \$73,801,000



Trustee: Harvin C. Moore

Location: 6529 Beverly Hill St.

### Bond Schedule - Group 1

 Planning and Design Start - Early/Mid 2013

 Construction Start - Mid/Late 2014


2013				2014				2015				2016				2017			
Q1	Q2	Q3	Q4	Q1	Q2	Q3	Q4	Q1	Q2	Q3	Q4	Q1	Q2	Q3	Q4	Q1	Q2	Q3	Q4
																			



# 2012 Bond Projects


Lee High School - continued

## Information

Indicator	ID	Project/School/Facility		Budget
	C-009	Lee High School		\$73,801,000
	Planning and Design Start		Construction Start	
	Early/Mid 2013		Mid/Late 2014	
	Phase		% of Phase	
Project Team				
Manager				
Architect		WHR		
Contractor				
CMPA				

## Milestones

Programming/Conceptual Design	
Schematic Design Phase	
Design Development	
60% Construction Documents	
100% Construction Documents	
Final Pricing	
Construction Start	



# 2012 Bond Projects



## Mandarin Chinese Language Immersion Magnet School

The Mandarin Chinese Language Immersion Magnet School was built in 1953 in Bellaire as a small elementary school.

In the fall of 2012, the school became the first in HISD to offer full-immersion Mandarin Chinese instruction for pre-kindergarten through the second grade. The school will be adding additional grades each year. The school will eventually become a K-8 campus with a goal to create bilingual students who are college and career-ready.



### Scope of Work

New school for 750-900 students.

### Project Status

Architect selected.

### Key Facts

Budget: \$32,161,000



Trustee: Michael Lunceford

Location: 6300 Avenue B, Bellaire

### Bond Schedule - Group 1

 Planning and Design Start - Early/Mid 2013

 Construction Start - Mid/Late 2014

2013				2014				2015				2016				2017			
Q1	Q2	Q3	Q4	Q1	Q2	Q3	Q4	Q1	Q2	Q3	Q4	Q1	Q2	Q3	Q4	Q1	Q2	Q3	Q4
																			






# 2012 Bond Projects

Mandarin Chinese Language Immersion Magnet School - continued

## Information

Indicator	ID	Project/School/Facility	Budget
	C-160	Mandarin Chinese Language Immersion	\$32,161,000
	Planning and Design Start		Construction Start
	Early/Mid 2013		Mid/Late 2014
	Phase		% of Phase
Project Team			
Manager			
Architect		PBK Architects	
Contractor			
CMPA			

## Milestones

Programming/Conceptual Design	
Schematic Design Phase	
Design Development	
60% Construction Documents	
100% Construction Documents	
Final Pricing	
Construction Start	



# 2012 Bond Projects



## Milby High School

Milby High School was constructed in 1926 in east Houston. The campus has seen numerous additions over the years.

Funds allocated from the 2007 bond program will be used to maintain a safe and suitable learning environment until a new facility is constructed as part of the 2012 bond program.

### Scope of Work

New school preserving the architecturally significant building structure to accommodate 1,800-2,000 students.

### Project Status

Architect selected.



### Key Facts

Budget: \$68,810,000



Trustee: Manuel Rodriguez Jr.

Location: 1601 Broadway

### Bond Schedule - Group 1

 Planning and Design Start - Early/Mid 2013

 Construction Start - Mid/Late 2014


2013				2014				2015				2016				2017			
Q1	Q2	Q3	Q4	Q1	Q2	Q3	Q4	Q1	Q2	Q3	Q4	Q1	Q2	Q3	Q4	Q1	Q2	Q3	Q4
																			



# 2012 Bond Projects

Milby High School - continued

## Information

Indicator	ID	Project/School/Facility		Budget
	C-011	Milby High School		\$68,810,000
		<b>Planning and Design Start</b>	<b>Construction Start</b>	
		Early/Mid 2013	Mid/Late 2014	
		<b>Phase</b>	<b>% of Phase</b>	
<b>Project Team</b>				
Manager				
Architect		Kirksey		
Contractor				
CMPA				

## Milestones

Programming/Conceptual Design	
Schematic Design Phase	
Design Development	
60% Construction Documents	
100% Construction Documents	
Final Pricing	
Construction Start	



# 2012 Bond Projects



## North Early College High School

North Early College High School is one of five early college campuses in HISD that offers students the chance to earn college credits while still in high school. The NECHS mission is to prepare students for tomorrow's workforce — especially in the fields of science, technology, engineering, and mathematics.

Funding from the 2012 bond program for a new North Early College High School facility will be added to funds identified in the 2007 bond program to build a new high school classroom building and related site improvements at the Houston Community College – Northline Campus.



### Scope of Work

New school for 400 students.

### Project Status

Architect selected.

### Key Facts

Budget: \$13,500,000



Trustee: Anna Eastman

Location: 8001 Fulton

### Bond Schedule - Group 1

 Planning and Design Start - Early/Mid 2013

 Construction Start - Mid/Late 2014


2013				2014				2015				2016				2017			
Q1	Q2	Q3	Q4	Q1	Q2	Q3	Q4	Q1	Q2	Q3	Q4	Q1	Q2	Q3	Q4	Q1	Q2	Q3	Q4
																			



# 2012 Bond Projects

North Early College High School - continued

## Information

Indicator	ID	Project/School/Facility	Budget
	C-308	North Early College High School	\$13,500,000
	Planning and Design Start		Construction Start
	Early/Mid 2013		Mid/Late 2014
	Phase		% of Phase
Project Team			
Manager			
Architect		RdlR Architects, Inc.	
Contractor			
CMPA			

## Milestones

Programming/Conceptual Design	
Schematic Design Phase	
Design Development	
60% Construction Documents	
100% Construction Documents	
Final Pricing	
Construction Start	





# 2012 Bond Projects



## Relief Elementary

Demographic projections and current student populations indicate a need for a new elementary school in the west Houston area.

### Scope of Work

New school for 750 students.

### Project Status

Architect selected.



### Key Facts

Budget: \$23,417,000



Trustee: To be determined

Location: To be determined

## Bond Schedule - Group 1

 Planning and Design Start - Early/Mid 2013

 Construction Start - Mid/Late 2014


2013				2014				2015				2016				2017			
Q1	Q2	Q3	Q4	Q1	Q2	Q3	Q4	Q1	Q2	Q3	Q4	Q1	Q2	Q3	Q4	Q1	Q2	Q3	Q4
																			



# 2012 Bond Projects

Relief Elementary - continued

## Information

Indicator	ID	Project/School/Facility	Budget
		Relief Elementary	\$23,417,000
	Planning and Design Start		Construction Start
	Early/Mid 2013		Mid/Late 2014
	Phase		% of Phase
Project Team			
Manager			
Architect		English & Associates	
Contractor			
CMPA			

## Milestones

Programming/Conceptual Design	
Schematic Design Phase	
Design Development	
60% Construction Documents	
100% Construction Documents	
Final Pricing	
Construction Start	

# 2012 Bond Projects



## Sharpstown High School

Sharpstown High School is a Vanguard neighborhood school with a variety of special programs, including Business Management and Administration, Career Development, Finance, Health Science, and Information Technology.

### Scope of Work

New school for 1,300-1,500 students.

### Project Status

Architect selected.



### Key Facts

Budget: \$54,944,000



Trustee: Greg Meyers

Location: 7504 Bissonnet St.

### Bond Schedule - Group 1

 Planning and Design Start - Early/Mid 2013

 Construction Start - Mid/Late 2014


2013				2014				2015				2016				2017			
Q1	Q2	Q3	Q4	Q1	Q2	Q3	Q4	Q1	Q2	Q3	Q4	Q1	Q2	Q3	Q4	Q1	Q2	Q3	Q4
																			



# 2012 Bond Projects

Sharpstown High School - continued

## Information

Indicator	ID	Project/School/Facility	Budget
	C-023	Sharpstown High School	\$54,944,000
	Planning and Design Start		Construction Start
	Early/Mid 2013		Mid/Late 2014
	Phase		% of Phase
Project Team			
Manager			
Architect		Munoz	
Contractor			
CMPA			

## Milestones

Programming/Conceptual Design	
Schematic Design Phase	
Design Development	
60% Construction Documents	
100% Construction Documents	
Final Pricing	
Construction Start	



# 2012 Bond Projects



## South Early College High School

HISD currently has five early college campuses that offer students the chance to earn college credits while still in high school.

Funding under the 2012 bond program for a new South Early College High School facility will be added to funds identified in the 2007 bond program to build a new high school classroom building and related site improvements for students at the Houston Community College – South Campus.

### Scope of Work

New school for 400 students.

### Project Status

Architect selected.



### Key Facts

Budget: \$13,500,000



Trustee: Paula Harris

Proposed address: 1990 Airport Blvd.

### Bond Schedule - Group 1

 Planning and Design Start - Early/Mid 2013

 Construction Start - Mid/Late 2014

2013				2014				2015				2016				2017			
Q1	Q2	Q3	Q4	Q1	Q2	Q3	Q4	Q1	Q2	Q3	Q4	Q1	Q2	Q3	Q4	Q1	Q2	Q3	Q4
																			






# 2012 Bond Projects

South Early College High School - continued

## Information

Indicator	ID	Project/School/Facility	Budget
	C-454	South Early College High School	\$13,500,000
	Planning and Design Start		Construction Start
	Early/Mid 2013		Mid/Late 2014
	Phase		% of Phase
Project Team			
Manager			
Architect		Smith & Company Architects, Inc.	
Contractor			
CMPA			

## Milestones

Programming/Conceptual Design	
Schematic Design Phase	
Design Development	
60% Construction Documents	
100% Construction Documents	
Final Pricing	
Construction Start	

# 2012 Bond Projects



## Sterling High School

Sterling High School, constructed in 1965, consists of five main school buildings. The Vanguard neighborhood school offers specialized programs such as Marketing, Aviation Sciences, community-based vocational Instruction, and speech therapy.

### Scope of Work

New school for 1,600-1,800 students.

### Project Status

Architect selected.



### Key Facts

Budget: \$72,304,000



Trustee: Paula Harris

Location: 11625 Martindale Rd.

## Bond Schedule - Group 1

 Planning and Design Start - Early/Mid 2013

 Construction Start - Mid/Late 2014


2013				2014				2015				2016				2017			
Q1	Q2	Q3	Q4	Q1	Q2	Q3	Q4	Q1	Q2	Q3	Q4	Q1	Q2	Q3	Q4	Q1	Q2	Q3	Q4
																			



# 2012 Bond Projects

Sterling High School - continued

## Information

Indicator	ID	Project/School/Facility	Budget
	C-014	Sterling High School	\$72,304,000
	Planning and Design Start		Construction Start
	Early/Mid 2013		Mid/Late 2014
	Phase		% of Phase
Project Team			
Manager			
Architect		SHW	
Contractor			
CMPA			

## Milestones

Programming/Conceptual Design	
Schematic Design Phase	
Design Development	
60% Construction Documents	
100% Construction Documents	
Final Pricing	
Construction Start	



# 2012 Bond Projects



## Waltrip High School

Waltrip High School opened in 1959 in the Oak Forest neighborhood in north Houston. The school offers a Research & Technology Magnet Program. The goal is to prepare all students to be college or career ready.

### Scope of Work

Partial replacement and general renovations to accommodate 1,800-2,000 students.

### Project Status

Architect selected.



### Key Facts

Budget: \$30,115,000



Trustee: Anna Eastman

Location: 1900 West 34th St.

### Bond Schedule - Group 1

 Planning and Design Start - Early/Mid 2013

 Construction Start - Mid/Late 2014


2013				2014				2015				2016				2017			
Q1	Q2	Q3	Q4	Q1	Q2	Q3	Q4	Q1	Q2	Q3	Q4	Q1	Q2	Q3	Q4	Q1	Q2	Q3	Q4
																			



# 2012 Bond Projects

Waltrip High School - continued

## Information

Indicator	ID	Project/School/Facility	Budget
	C-015	Waltrip High School	\$30,115,000
	Planning and Design Start		Construction Start
	Early/Mid 2013		Mid/Late 2014
	Phase		% of Phase
Project Team			
Manager			
Architect		Gensler	
Contractor			
CMPA			

## Milestones

Programming/Conceptual Design	
Schematic Design Phase	
Design Development	
60% Construction Documents	
100% Construction Documents	
Final Pricing	
Construction Start	





# 2012 Bond Projects



## Washington High School

Booker T. Washington High School was constructed in 1958 in the northwest part of Houston.

Booker T. Washington was named after the education pioneer and features a specialized program for students interested in the engineering professions.

Funds allocated from the 2007 bond program will be used to maintain a safe and suitable learning environment until the new facility is constructed as part of the 2012 bond program.



## Scope of Work

New school for 1,100-1,300 students.

## Project Status

Architect selected.

## Key Facts

Budget: \$51,732,000



Trustee: Rhonda Skillern-Jones

Location: 119 E. 39th St.

## Bond Schedule - Group 1

 Planning and Design Start - Early/Mid 2013

 Construction Start - Mid/Late 2014


2013				2014				2015				2016				2017			
Q1	Q2	Q3	Q4	Q1	Q2	Q3	Q4	Q1	Q2	Q3	Q4	Q1	Q2	Q3	Q4	Q1	Q2	Q3	Q4
																			



# 2012 Bond Projects

Washington High School - continued

## Information


Indicator	ID	Project/School/Facility	Budget
	C-016	Washington High School	\$51,732,000
	Planning and Design Start		Construction Start
	Early/Mid 2013		Mid/Late 2014
	Phase		% of Phase
Project Team			
Manager			
Architect		FH-HP	
Contractor			
CMPA			

## Milestones

Programming/Conceptual Design	
Schematic Design Phase	
Design Development	
60% Construction Documents	
100% Construction Documents	
Final Pricing	
Construction Start	



# 2012 Bond Projects



## Worthing High School

Worthing High School provides a comprehensive academic curriculum, along with career and technology programs. The main building at Worthing High School was constructed in 1959.

### Scope of Work

New facility that will incorporate the new two-story classroom wing for a campus accommodating 1,100-1,300 students.

### Project Status

Architect selected.



### Key Facts

Budget: \$30,180,000



Trustee: Lawrence Marshall

Location: 9215 Scott

### Bond Schedule - Group 1

 Planning and Design Start - Early/Mid 2013

 Construction Start - Mid/Late 2014


2013				2014				2015				2016				2017			
Q1	Q2	Q3	Q4	Q1	Q2	Q3	Q4	Q1	Q2	Q3	Q4	Q1	Q2	Q3	Q4	Q1	Q2	Q3	Q4
																			



# 2012 Bond Projects

Worthing High School - continued

## Information

Indicator	ID	Project/School/Facility	Budget
	C-019	Worthing High School	\$30,180,000
	Planning and Design Start		Construction Start
	Early/Mid 2013		Mid/Late 2014
	Phase		% of Phase
Project Team			
Manager			
Architect		Molina Walker Architects, Inc.	
Contractor			
CMPA			

## Milestones

Programming/Conceptual Design	
Schematic Design Phase	
Design Development	
60% Construction Documents	
100% Construction Documents	
Final Pricing	
Construction Start	



# 2012 Bond Projects



## Young Men's College Preparatory Academy (YMCPA)

Students who attend Young Men's College Prep experience a small and inclusive environment enriched with a rigorous college preparatory curriculum, in partnership with The College Board. The Vanguard neighborhood school has a rich Science, Technology, Engineering and Math (STEM) program. The school emphasizes critical thinking, student confidence, and intellectual and social development.

The school, formerly E. O. Smith Education Center, was transformed into an all-male college preparatory academy in 2011. The school serves grades 6-7 and 9-10. Subsequent grades will be added until the school serves grades 6-12. The first graduating class will walk across the stage in 2015.



### Key Facts

Budget: \$28,675,000

Trustee: Rhonda Skillern-Jones

Location: 1701 Bringham

### Scope of Work

Partial replacement and general renovations to complement portions of the Howard Payne Carter Career Center for a campus accommodating 900-1,000 students.



### Project Status

Architect selected.

### Bond Schedule - Group 1

 Planning and Design Start - Early/Mid 2013

 Construction Start - Mid/Late 2014

2013				2014				2015				2016				2017			
Q1	Q2	Q3	Q4	Q1	Q2	Q3	Q4	Q1	Q2	Q3	Q4	Q1	Q2	Q3	Q4	Q1	Q2	Q3	Q4
																			






# 2012 Bond Projects

Young Men's College Preparatory Academy - continued

## Information

Indicator	ID	Project/School/Facility	Budget
	C-067	Young Men's College Preparatory Academy	\$28,675,000
	Planning and Design Start		Construction Start
	Early/Mid 2013		Mid/Late 2014
	Phase		% of Phase
Project Team			
Manager			
Architect		Harrison Kornberg	
Contractor			
CMPA			

## Milestones

Programming/Conceptual Design	
Schematic Design Phase	
Design Development	
60% Construction Documents	
100% Construction Documents	
Final Pricing	
Construction Start	






# Bond Schedule - Group 2

---

## 2012 Project Update Report





HOUSTON INDEPENDENT SCHOOL DISTRICT  
BOND OVERSIGHT COMMITTEE WORKBOOK - MEETING APRIL 30, 2013  
[www.houstonisd.org/bond](http://www.houstonisd.org/bond)

# 2012 Bond Projects



## Bellaire High School

Bellaire High School is a Vanguard neighborhood school that serves more than 3,450 students and includes a variety of special programs, including IB, Health Science, World Languages, and Finance. The campus consists of one main building, built in 1955 with a 1981 addition, four smaller buildings, and a new science classroom building. The campus also has several temporary buildings.

### Scope of Work

New school for 2,800-3,100 students that will incorporate the recently completed science classroom and laboratory wing.

### Project Status

Architect selected.



### Key Facts

Budget: \$106,724,000

Trustee: Michael Lunceford

Location: 5100 Maple, Bellaire

### Bond Schedule - Group 2

 Planning and Design Start - Early/Mid 2014

 Construction Start - Mid/Late 2015


2013				2014				2015				2016				2017			
Q1	Q2	Q3	Q4	Q1	Q2	Q3	Q4	Q1	Q2	Q3	Q4	Q1	Q2	Q3	Q4	Q1	Q2	Q3	Q4



# 2012 Bond Projects


Bellaire High School - continued

## Information

Indicator	ID	Project/School/Facility	Budget
	C-002	Bellaire High School	\$106,724,000
	Planning and Design Start		Construction Start
	Early/Mid 2014		Mid/Late 2015
	Phase		% of Phase
Project Team			
Manager			
Architect		PBK Architects	
Contractor			
CMPA			


## Milestones

Programming/Conceptual Design	
Schematic Design Phase	
Design Development	
60% Construction Documents	
100% Construction Documents	
Final Pricing	
Construction Start	





# 2012 Bond Projects



## Davis High School

Jefferson Davis High School was built in 1926 in Houston's northside. The school features a media magnet for Culinary Arts and Hotel Management as part of an academic program that seeks to prepare students for college and careers.

An addition to the school was completed in 1978, and several temporary buildings have been added over the years.

Funds allocated from the 2007 bond program will be used to maintain a safe and suitable learning environment until a new facility is constructed as part of the 2012 bond program.



## Scope of Work

New facility preserving the architecturally significant building structure for a school accommodating 1,500-1,700 students.

## Project Status

Architect selected.

## Key Facts

Budget: \$46,764,000

Trustee: Anna Eastman


Location: 1101 Quitman

## Bond Schedule - Group 2

 Planning and Design Start - Early/Mid 2014

 Construction Start - Mid/Late 2015

2013				2014				2015				2016				2017			
Q1	Q2	Q3	Q4	Q1	Q2	Q3	Q4	Q1	Q2	Q3	Q4	Q1	Q2	Q3	Q4	Q1	Q2	Q3	Q4






# 2012 Bond Projects

Davis High School - continued

## Information

Indicator	ID	Project/School/Facility	Budget
	C-003	Davis High School	\$46,764,000
	Planning and Design Start		Construction Start
	Early/Mid 2014		Mid/Late 2015
	Phase		% of Phase
Project Team			
Manager			
Architect		Bay – IBI	
Contractor			
CMPA			

## Milestones

Programming/Conceptual Design	
Schematic Design Phase	
Design Development	
60% Construction Documents	
100% Construction Documents	
Final Pricing	
Construction Start	



# 2012 Bond Projects



## Dowling Middle School

Dowling Middle School serves students in grades 6 through 8 in south Houston. The school offers a fine arts magnet program as part of an academic program to prepare students for high school.

The main building at Dowling Middle School was constructed in 1966, and over the years the campus has grown to include several small ancillary buildings and 17 temporary classroom buildings.

Funds allocated from the 2007 bond program will be used to maintain a safe and suitable learning environment until a new facility is constructed as part of the 2012 bond program.



### Scope of Work

New school for 1,300-1,500 students.

### Project Status

Planning underway.

### Key Facts

Budget: \$59,125,000

Trustee: Lawrence Marshall

Location: 14000 Stancliff

### Bond Schedule - Group 2

 Planning and Design Start - Early/Mid 2014

 Construction Start - Mid/Late 2015


2013				2014				2015				2016				2017			
Q1	Q2	Q3	Q4	Q1	Q2	Q3	Q4	Q1	Q2	Q3	Q4	Q1	Q2	Q3	Q4	Q1	Q2	Q3	Q4



# 2012 Bond Projects

Dowling Middle School - continued

## Information

Indicator	ID	Project/School/Facility	Budget
	C-075	Dowling Middle School	\$59,125,000
	Planning and Design Start		Construction Start
	Early/Mid 2014		Mid/Late 2015
	Phase		% of Phase
Project Team			
Manager			
Architect			
Contractor			
CMPA			

## Milestones

Programming/Conceptual Design	
Schematic Design Phase	
Design Development	
60% Construction Documents	
100% Construction Documents	
Final Pricing	
Construction Start	



# 2012 Bond Projects



## Eastwood Academy

Eastwood Academy is college preparatory charter high school southeast of downtown Houston. All of Eastwood Academy's students take a rigorous college-preparatory curriculum and complete 80 hours of community volunteer work prior to graduation.

Funding was provided in the 2007 bond program to build a new two-story classroom building that was in Phase I.

### Scope of Work

New facility that will incorporate the new 2 story classroom wing for a campus accommodating 500 students.

### Project Status

No update.



### Key Facts

Budget: \$10,875,000

Trustee: Juliet K. Stipeche

Location: 1315 Dumble St.

### Bond Schedule - Group 2

 Planning and Design Start - Early/Mid 2014

 Construction Start - Mid/Late 2015

2013				2014				2015				2016				2017			
Q1	Q2	Q3	Q4	Q1	Q2	Q3	Q4	Q1	Q2	Q3	Q4	Q1	Q2	Q3	Q4	Q1	Q2	Q3	Q4






# 2012 Bond Projects

Eastwood Academy - continued

## Information


Indicator	ID	Project/School/Facility	Budget
	C-301	Eastwood Academy	\$10,875,000
	Planning and Design Start		Construction Start
	Early/Mid 2014		Mid/Late 2015
	Phase		% of Phase
Project Team			
Manager			
Architect			
Contractor			
CMPA			

## Milestones

Programming/Conceptual Design	
Schematic Design Phase	
Design Development	
60% Construction Documents	
100% Construction Documents	
Final Pricing	
Construction Start	



# 2012 Bond Projects



## Lamar High School

Lamar High School offers an International Baccalaureate World School and a magnet program in Business Administration. The campus consists of four main school buildings and several small ancillary buildings. The original main building was constructed in 1937, with additions in 1987.

Funds allocated from the 2007 bond program will be used to maintain a safe and suitable learning environment until a new facility is constructed as part of the 2012 bond program.

### Scope of Work

New facility preserving the architecturally significant building structure for a campus accommodating 2,800-3,100 students.

### Project Status

Architect selected.



### Key Facts

Budget: \$107,974,000

Trustee: Harvin C. Moore

Location: 3325 Westheimer Rd.

### Bond Schedule - Group 2

- Planning and Design Start - Early/Mid 2014
- Construction Start - Mid/Late 2015


2013				2014				2015				2016				2017			
Q1	Q2	Q3	Q4	Q1	Q2	Q3	Q4	Q1	Q2	Q3	Q4	Q1	Q2	Q3	Q4	Q1	Q2	Q3	Q4



# 2012 Bond Projects

Lamar High School - continued

## Information

Indicator	ID	Project/School/Facility	Budget
	C-008	Lamar High School	\$107,974,000
	Planning and Design Start		Construction Start
	Early/Mid 2014		Mid/Late 2015
	Phase		% of Phase
Project Team			
Manager			
Architect		Perkins-Will	
Contractor			
CMPA			

## Milestones

Programming/Conceptual Design	
Schematic Design Phase	
Design Development	
60% Construction Documents	
100% Construction Documents	
Final Pricing	
Construction Start	



# 2012 Bond Projects



## Parker Elementary

Parker Elementary in southwest Houston is a music magnet school.

The original campus of Parker Elementary School was constructed in 1959. The campus also includes five temporary classroom buildings.

Funds allocated from the 2007 bond program will be used to maintain a safe and suitable learning environment until a new facility is constructed as part of the 2012 bond program.



## Scope of Work

New school for 850 students.

## Project Status

No update.

## Key Facts

Budget: \$29,485,000

Trustee: Lawrence Marshall

Location: 10626 Atwell

## Bond Schedule - Group 2

 Planning and Design Start - Early/Mid 2014

 Construction Start - Mid/Late 2015


2013				2014				2015				2016				2017			
Q1	Q2	Q3	Q4	Q1	Q2	Q3	Q4	Q1	Q2	Q3	Q4	Q1	Q2	Q3	Q4	Q1	Q2	Q3	Q4



# 2012 Bond Projects


Parker Elementary - continued

## Information

Indicator	ID	Project/School/Facility	Budget
	C-215	Parker Elementary	\$29,485,000
	Planning and Design Start		Construction Start
	Early/Mid 2014		Mid/Late 2015
	Phase		% of Phase
Project Team			
Manager			
Architect			
Contractor			
CMPA			

## Milestones

Programming/Conceptual Design	
Schematic Design Phase	
Design Development	
60% Construction Documents	
100% Construction Documents	
Final Pricing	
Construction Start	





# 2012 Bond Projects



## Yates High School

Yates High School, located in Houston's third ward, provides a comprehensive college preparatory curriculum that features a magnet communications program.

The main building at Yates High School was constructed in 1958.

Funds allocated from the 2007 bond program were used to maintain a safe and suitable learning environment until a new facility is constructed as part of the 2012 bond program.



## Scope of Work

New school for 1,300-1,500 students.

## Project Status

Architect selected.

## Key Facts

Budget: \$59,481,000

Trustee: Paula Harris

Location: 3703 Sampson

## Bond Schedule - Group 2

 Planning and Design Start - Early/Mid 2014

 Construction Start - Mid/Late 2015


2013				2014				2015				2016				2017			
Q1	Q2	Q3	Q4	Q1	Q2	Q3	Q4	Q1	Q2	Q3	Q4	Q1	Q2	Q3	Q4	Q1	Q2	Q3	Q4



# 2012 Bond Projects

Yates High School - continued

## Information

Indicator	ID	Project/School/Facility	Budget
	C-020	Yates High School	\$59,481,000
	Planning and Design Start		Construction Start
	Early/Mid 2014		Mid/Late 2015
	Phase		% of Phase
Project Team			
Manager			
Architect		Moody-Nolan	
Contractor			
CMPA			

## Milestones

Programming/Conceptual Design	
Schematic Design Phase	
Design Development	
60% Construction Documents	
100% Construction Documents	
Final Pricing	
Construction Start	






# Bond Schedule - Group 3

---


## 2012 Project Update Report





HOUSTON INDEPENDENT SCHOOL DISTRICT  
BOND OVERSIGHT COMMITTEE WORKBOOK - MEETING APRIL 30, 2013  
[www.houstonisd.org/bond](http://www.houstonisd.org/bond)

# 2012 Bond Projects



## Askew Elementary

Askew Elementary School is a PK-5 school with a Vanguard magnet and a bilingual education program. The campus includes 22 classrooms in temporary buildings.

### Scope of Work

New school for 850 students.

### Project Status

No update.



### Key Facts

Budget: \$26,632,000

Trustee: Greg Meyers

Location: 11200 Wood Lodge Drive

## Bond Schedule - Group 3

 Planning and Design Start - Early/Mid 2015

 Construction Start - Mid/Late 2016

2013				2014				2015				2016				2017			
Q1	Q2	Q3	Q4	Q1	Q2	Q3	Q4	Q1	Q2	Q3	Q4	Q1	Q2	Q3	Q4	Q1	Q2	Q3	Q4






# 2012 Bond Projects


Askew Elementary - continued

## Information

Indicator	ID	Project/School/Facility	Budget
	C-274	Askew Elementary	\$26,632,000
	Planning and Design Start		Construction Start
	Early/Mid 2015		Mid/Late 2016
	Phase		% of Phase
Project Team			
Manager			
Architect			
Contractor			
CMPA			

## Milestones

Programming/Conceptual Design	
Schematic Design Phase	
Design Development	
60% Construction Documents	
100% Construction Documents	
Final Pricing	
Construction Start	



# 2012 Bond Projects



## High School for Law Enforcement & Criminal Justice (HSLECJ)

The mission of the High School for Law Enforcement & Criminal Justice is to provide students and staff with a safe facility where a strong academic education is given in conjunction with an in-depth study of Law Enforcement and Criminal Justice.


Funds allocated from the 2007 bond program will be used to maintain a safe and suitable learning environment until a new facility is constructed as part of the 2012 bond program.

### Scope of Work

The school will be rebuilt and funded from surplus bond monies or from real estate sale proceeds.

### Project Status

No update.



### Key Facts

Budget: To be determined

Trustee: Juliet K. Stipeche

Location: 4701 Dickson

### Bond Schedule - Group 3

 Planning and Design Start - Early/Mid 2015

 Construction Start - Mid/Late 2016


2013				2014				2015				2016				2017			
Q1	Q2	Q3	Q4	Q1	Q2	Q3	Q4	Q1	Q2	Q3	Q4	Q1	Q2	Q3	Q4	Q1	Q2	Q3	Q4



# 2012 Bond Projects

High School for Law Enforcement and Criminal Justice - continued

## Information

Indicator	ID	Project/School/Facility		Budget
	C-034	High School for Law Enforcement and Criminal Justice		TBD
	Planning and Design Start		Construction Start	
	Early/Mid 2015		Mid/Late 2016	
	Phase		% of Phase	
Project Team				
Manager				
Architect				
Contractor				
CMPA				

## Milestones

Programming/Conceptual Design	
Schematic Design Phase	
Design Development	
60% Construction Documents	
100% Construction Documents	
Final Pricing	
Construction Start	

# 2012 Bond Projects



## Jordan High School

Barbara Jordan High School for Careers features HISD's only career magnet school. Located in northeast Houston, the school provides real-world experiences in a variety of professions, from advertising and graphic design to automotive repair.

The goal of the program is to graduate students who are college and career ready.

### Scope of Work

New school for 600-800 students.

### Project Status

No update.



### Key Facts

Budget: \$36,693,000

Trustee: Rhonda Skillern-Jones

Location: 5800 Eastex Freeway

## Bond Schedule - Group 3

 Planning and Design Start - Early/Mid 2015

 Construction Start - Mid/Late 2016


2013				2014				2015				2016				2017			
Q1	Q2	Q3	Q4	Q1	Q2	Q3	Q4	Q1	Q2	Q3	Q4	Q1	Q2	Q3	Q4	Q1	Q2	Q3	Q4



# 2012 Bond Projects


Jordan High School for Careers - continued

## Information

Indicator	ID	Project/School/Facility	Budget
	C-033	Jordan High School for Careers	\$36,693,000
	Planning and Design Start		Construction Start
	Early/Mid 2015		Mid/Late 2016
	Phase		% of Phase
Project Team			
Manager			
Architect			
Contractor			
CMPA			


## Milestones

Programming/Conceptual Design	
Schematic Design Phase	
Design Development	
60% Construction Documents	
100% Construction Documents	
Final Pricing	
Construction Start	





# 2012 Bond Projects



## Sam Houston High School

Sam Houston High School was built in 1934 in north Houston and is one of HISD's largest comprehensive high schools.

Over the years, the school has undergone several renovations, most recently the addition of a new science and laboratory building to support the school's mission to prepare students for college and careers.

### Scope of Work

New school that incorporates the new science classroom and laboratory wing for 2,550-2,750 students.

### Project Status

No update.



### Key Facts

Budget: \$101,428,000

Trustee: Anna Eastman

Location: 9400 Irvington

### Bond Schedule - Group 3

 Planning and Design Start - Early/Mid 2015

 Construction Start - Mid/Late 2016


2013				2014				2015				2016				2017			
Q1	Q2	Q3	Q4	Q1	Q2	Q3	Q4	Q1	Q2	Q3	Q4	Q1	Q2	Q3	Q4	Q1	Q2	Q3	Q4



# 2012 Bond Projects

Sam Houston High School - continued

## Information

Indicator	ID	Project/School/Facility	Budget
	C-310	Sam Houston High School	\$101,428,000
	Planning and Design Start		Construction Start
	Early/Mid 2015		Mid/Late 2016
	Phase		% of Phase
Project Team			
Manager			
Architect			
Contractor			
CMPA			

## Milestones

Programming/Conceptual Design	
Schematic Design Phase	
Design Development	
60% Construction Documents	
100% Construction Documents	
Final Pricing	
Construction Start	



# 2012 Bond Projects



## Young Women's College Preparatory Academy (YWCPA)

YWCPA opened in the falls of 2011 in midtown Houston to allow young women to experience a small and inclusive environment enriched with a rigorous college preparatory curriculum.

The school is planning on becoming a 6-12 school and currently enrolls students in grades 6, 7, 9, and 10.

### Scope of Work

Partial replacement and general renovations for a campus accommodating 900-1,000 students.

### Project Status

No update.



### Key Facts

Budget: \$27,159,000

Trustee: Paula Harris

Location: 1906 Cleburne

### Bond Schedule - Group 3

 Planning and Design Start - Early/Mid 2015

 Construction Start - Mid/Late 2016


2013				2014				2015				2016				2017			
Q1	Q2	Q3	Q4	Q1	Q2	Q3	Q4	Q1	Q2	Q3	Q4	Q1	Q2	Q3	Q4	Q1	Q2	Q3	Q4



# 2012 Bond Projects

Young Women's College Preparatory Academy - continued

## Information

Indicator	ID	Project/School/Facility	Budget
	C-029	Young Women’s College Preparatory Academy	\$27,159,000
	Planning and Design Start		Construction Start
	Early/Mid 2015		Mid/Late 2016
	Phase		% of Phase
Project Team			
Manager			
Architect			
Contractor			
CMPA			

## Milestones

Programming/Conceptual Design	
Schematic Design Phase	
Design Development	
60% Construction Documents	
100% Construction Documents	
Final Pricing	
Construction Start	








# Bond Schedule - Group 4

2012 Project Update Report



115





HOUSTON INDEPENDENT SCHOOL DISTRICT  
BOND OVERSIGHT COMMITTEE WORKBOOK - MEETING APRIL 30, 2013  
[www.houstonisd.org/bond](http://www.houstonisd.org/bond)

# 2012 Bond Projects



## Austin High School

Stephen F. Austin High School is located in Houston's East End. The campus features a magnet program in the teaching professions and offers all students a curriculum to prepare for college and career.

The school's main building was built in 1937.

Funds allocated from the 2007 bond program will be used to maintain a safe and suitable learning environment until a new facility is constructed as part of the 2012 bond program.

### Scope of Work

New facility preserving the architecturally significant building structure for a campus accommodating 1,800-2,000 students.

### Project Status

No update.



### Key Facts

Budget: \$68,429,000

Trustee: Juliet K. Stipeche

Location: 1700 Dumble St.

## Bond Schedule - Group 4

 Planning and Design Start - Late 2015/Early 2016

 Construction Start - Mid 2017


2013				2014				2015				2016				2017			
Q1	Q2	Q3	Q4	Q1	Q2	Q3	Q4	Q1	Q2	Q3	Q4	Q1	Q2	Q3	Q4	Q1	Q2	Q3	Q4



# 2012 Bond Projects

Austin High School - continued

## Information

Indicator	ID	Project/School/Facility	Budget
	C-001	Austin High School	\$68,429,000
	Planning and Design Start		Construction Start
	Late 2015/Early 2016		Mid 2017
	Phase		% of Phase
Project Team			
Manager			
Architect			
Contractor			
CMPA			

## Milestones

Programming/Conceptual Design	
Schematic Design Phase	
Design Development	
60% Construction Documents	
100% Construction Documents	
Final Pricing	
Construction Start	



# 2012 Bond Projects



## Garden Oaks Montessori K-8

Garden Oaks Elementary school is located in Houston's Garden Oaks neighborhoods, north of 610.

The school features a Montessori magnet with environmental sciences with the goal of empowering students with 21st century learning tools. The original school was built in 1979 with an addition built in 1981. The school was last renovated in 2005.

Currently, the campus relies on eight temporary buildings, as well as a temporary restroom.

### Scope of Work

New addition and general renovations of the existing facilities to accommodate 750-900 students.

### Project Status

No update.



### Key Facts

Budget: \$26,678,000

Trustee: Anna Eastman

Location: 901 Sue Barnett Drive

## Bond Schedule - Group 4

 Planning and Design Start - Late 2015/Early 2016

 Construction Start - Mid 2017


2013				2014				2015				2016				2017			
Q1	Q2	Q3	Q4	Q1	Q2	Q3	Q4	Q1	Q2	Q3	Q4	Q1	Q2	Q3	Q4	Q1	Q2	Q3	Q4



# 2012 Bond Projects

Garden Oaks Elementary - continued

## Information

Indicator	ID	Project/School/Facility	Budget
	C-157	Garden Oaks Montessori K-8	\$26,678,000
	Planning and Design Start		Construction Start
	Late 2015/Early 2016		Mid 2017
	Phase		% of Phase
Project Team			
Manager			
Architect			
Contractor			
CMPA			

## Milestones

Programming/Conceptual Design	
Schematic Design Phase	
Design Development	
60% Construction Documents	
100% Construction Documents	
Final Pricing	
Construction Start	





# 2012 Bond Projects



## Jones High School

Jones High School was constructed in 1956 in southeast Houston.

### Scope of Work

Renovations to existing school facilities.

### Project Status

No update.



### Key Facts

Budget: \$1,125,000

Trustee: Paula Harris

Location: 7414 St. Lo Rd.

## Bond Schedule - Group 4

 Planning and Design Start - Late 2015/Early 2016

 Construction Start - Mid 2017


2013				2014				2015				2016				2017			
Q1	Q2	Q3	Q4	Q1	Q2	Q3	Q4	Q1	Q2	Q3	Q4	Q1	Q2	Q3	Q4	Q1	Q2	Q3	Q4



# 2012 Bond Projects

Jones High School - continued

## Information


Indicator	ID	Project/School/Facility		Budget
	C-006	Jones High School		\$1,125,000
		<b>Planning and Design Start</b>	<b>Construction Start</b>	
		Late 2015/Early 2016	Mid 2017	
		<b>Phase</b>	<b>% of Phase</b>	
<b>Project Team</b>				
Manager				
Architect				
Contractor				
CMPA				

## Milestones

Programming/Conceptual Design	
Schematic Design Phase	
Design Development	
60% Construction Documents	
100% Construction Documents	
Final Pricing	
Construction Start	



# 2012 Bond Projects



## Kashmere High School

Kashmere High School is located on Houston's northeast side and features music and fine arts magnet as well as a curriculum to prepare students for college and careers.

The school was constructed in 1969 and was last renovated in 2000.

### Scope of Work

Renovations to existing school facilities and site improvements.

### Project Status

No update.



### Key Facts

Budget: \$17,000,000

Trustee: Rhonda Skillern-Jones

Location: 6900 Wileyvale Rd.

### Bond Schedule - Group 4

 Planning and Design Start - Late 2015/Early 2016

 Construction Start - Mid 2017


2013				2014				2015				2016				2017			
Q1	Q2	Q3	Q4	Q1	Q2	Q3	Q4	Q1	Q2	Q3	Q4	Q1	Q2	Q3	Q4	Q1	Q2	Q3	Q4



# 2012 Bond Projects

Kashmere High School - continued

## Information

Indicator	ID	Project/School/Facility	Budget
	C-007	Kashmere High School	\$17,000,000
	Planning and Design Start		Construction Start
	Late 2015/Early 2016		Mid 2017
	Phase		% of Phase
Project Team			
Manager			
Architect			
Contractor			
CMPA			

## Milestones

Programming/Conceptual Design	
Schematic Design Phase	
Design Development	
60% Construction Documents	
100% Construction Documents	
Final Pricing	
Construction Start	



# 2012 Bond Projects



## Madison High School

The mission of James Madison High School for Meteorology and Space Science is to equip students to meet the challenge of the 21st century by providing a "hands-on" commitment-oriented curriculum that promotes skill development for gainful employment and academic excellence for college preparation.

The school, located in southwest Houston, is a campus that consists of five school buildings and 21 temporary buildings.

### Scope of Work

New school for 1,900-2,100 students that will incorporate recent science and classroom building renovations.

### Project Status

No update.



### Key Facts

Budget: \$82,736,000

Trustee: Lawrence Marshall

Location: 13719 White Heather Dr.

### Bond Schedule - Group 4

 Planning and Design Start - Late 2015/Early 2016

 Construction Start - Mid 2017

2013				2014				2015				2016				2017			
Q1	Q2	Q3	Q4	Q1	Q2	Q3	Q4	Q1	Q2	Q3	Q4	Q1	Q2	Q3	Q4	Q1	Q2	Q3	Q4






# 2012 Bond Projects

Madison High School - continued

## Information

Indicator	ID	Project/School/Facility	Budget
	C-010	Madison High School	\$82,736,000
	Planning and Design Start		Construction Start
	Late 2015/Early 2016		Mid 2017
	Phase		% of Phase
Project Team			
Manager			
Architect			
Contractor			
CMPA			

## Milestones

Programming/Conceptual Design	
Schematic Design Phase	
Design Development	
60% Construction Documents	
100% Construction Documents	
Final Pricing	
Construction Start	



# 2012 Bond Projects



## Pilgrim Academy

Pilgrim Academy was built in 2007 as a new elementary school in the Galleria area that has since expanded with a middle school program.

The school is currently using temporary classrooms for its middle school students.

### Scope of Work

New addition for a campus accommodating 750 – 900 students.

### Project Status

No update.



### Key Facts

Budget: \$7,989,000

Trustee: Harvin C. Moore

Location: 6302 Skyline Dr.

## Bond Schedule - Group 4

 Planning and Design Start - Late 2015/Early 2016

 Construction Start - Mid 2017

2013				2014				2015				2016				2017			
Q1	Q2	Q3	Q4	Q1	Q2	Q3	Q4	Q1	Q2	Q3	Q4	Q1	Q2	Q3	Q4	Q1	Q2	Q3	Q4








# 2012 Bond Projects

Pilgrim Academy - continued

## Information

Indicator	ID	Project/School/Facility		Budget
	C-218	Pilgrim Academy		\$7,989,000
	Planning and Design Start		Construction Start	
	Late 2015/Early 2016		Mid 2017	
	Phase		% of Phase	
Project Team				
Manager				
Architect				
Contractor				
CMPA				

## Milestones

Programming/Conceptual Design	
Schematic Design Phase	
Design Development	
60% Construction Documents	
100% Construction Documents	
Final Pricing	
Construction Start	



# 2012 Bond Projects



## Scarborough High School

Scarborough High School is part of HISD's Houston Innovative Learning Zone program, a partnership between the district and Houston Community College to provide industry certification and associate's degrees in specialized fields. Scarborough's program is in Network Computer Systems Administration.

The original buildings at the school were constructed in 1966. Funds were provided in the 2007 bond program for certain renovations.

### Scope of Work

Renovations to existing school facilities and site improvements.

### Project Status

No update.



### Key Facts

Budget: \$12,566,000

Trustee: Anna Eastman

Location: 4141 Costa Rica Rd.

### Bond Schedule - Group 4

 Planning and Design Start - Late 2015/Early 2016

 Construction Start - Mid 2017


2013				2014				2015				2016				2017			
Q1	Q2	Q3	Q4	Q1	Q2	Q3	Q4	Q1	Q2	Q3	Q4	Q1	Q2	Q3	Q4	Q1	Q2	Q3	Q4



# 2012 Bond Projects

Scarborough High School - continued

## Information

Indicator	ID	Project/School/Facility	Budget
	C-024	Scarborough High School	\$12,566,000
	Planning and Design Start		Construction Start
	Late 2015/Early 2016		Mid 2017
	Phase		% of Phase
Project Team			
Manager			
Architect			
Contractor			
CMPA			

## Milestones

Programming/Conceptual Design	
Schematic Design Phase	
Design Development	
60% Construction Documents	
100% Construction Documents	
Final Pricing	
Construction Start	





# 2012 Bond Projects



## Sharpstown International High School

HISD, in partnership with Asia Society International Studies Schools Network, developed a new high school in August 2007 called the International High School at Sharpstown.

In 2011-2012 school year, International High School and Sharpstown Middle School were consolidated to be the first 6-12 grade levels magnet program in HISD, with an international studies focus called Sharpstown International School.

### Scope of Work

Renovations to existing school facilities and site improvements.

### Project Status

No update.



### Key Facts

Budget: \$6,125,000

Trustee: Greg Meyers

Location: 8330 Triola Lane

### Bond Schedule - Group 4

 Planning and Design Start - Late 2015/Early 2016

 Construction Start - Mid 2017


2013				2014				2015				2016				2017			
Q1	Q2	Q3	Q4	Q1	Q2	Q3	Q4	Q1	Q2	Q3	Q4	Q1	Q2	Q3	Q4	Q1	Q2	Q3	Q4



# 2012 Bond Projects


Sharpstown International High School - continued

## Information

Indicator	ID	Project/School/Facility		Budget
	C-081	Sharpstown International High School		\$6,125,000
		<b>Planning and Design Start</b>	<b>Construction Start</b>	
		Late 2015/Early 2016	Mid 2017	
		<b>Phase</b>	<b>% of Phase</b>	
<b>Project Team</b>				
Manager				
Architect				
Contractor				
CMPA				

## Milestones

Programming/Conceptual Design	
Schematic Design Phase	
Design Development	
60% Construction Documents	
100% Construction Documents	
Final Pricing	
Construction Start	



# 2012 Bond Projects



## Westbury High School

Westbury High School consists of five main school buildings. The original campus was constructed in 1961 and additions to the main school building were constructed in 1983, 1995, and 2004. Westbury is a Vanguard neighborhood school with special programs in Business Management and Administration, Health Science, A/V Technology, and Communications.

### Scope of Work

Partial replacement and general renovations to accommodate 2,300-2,500 students.

### Project Status

No update.



### Key Facts

Budget: \$40,006,000

Trustee: Lawrence Marshall

Location: 11911 Chimney Rock Rd.

### Bond Schedule - Group 4

 Planning and Design Start - Late 2015/Early 2016

 Construction Start - Mid 2017


2013				2014				2015				2016				2017			
Q1	Q2	Q3	Q4	Q1	Q2	Q3	Q4	Q1	Q2	Q3	Q4	Q1	Q2	Q3	Q4	Q1	Q2	Q3	Q4



# 2012 Bond Projects

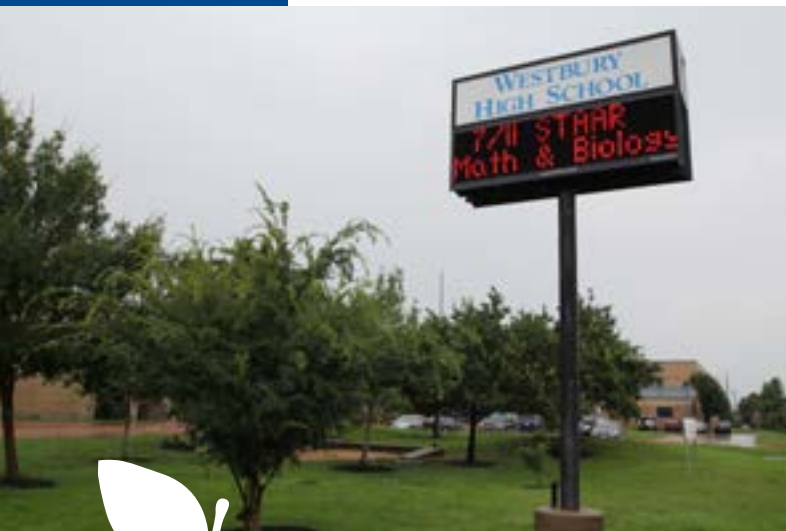
Westbury High School - continued

## Information

Indicator	ID	Project/School/Facility	Budget
	C-017	Westbury High School	\$40,006,000
	Planning and Design Start		Construction Start
	Late 2015/Early 2016		Mid 2017
	Phase		% of Phase
Project Team			
Manager			
Architect			
Contractor			
CMPA			

## Milestones

Programming/Conceptual Design	
Schematic Design Phase	
Design Development	
60% Construction Documents	
100% Construction Documents	
Final Pricing	
Construction Start	



# 2012 Bond Projects



## Wharton Dual Language Academy

Wharton Dual Language Academy, in the Montrose area, offers a developmental bilingual program. Wharton was built as a small elementary school in 1929. It currently has seven temporary classroom buildings.

Funds allocated from the 2007 bond program will be used to maintain a safe and suitable learning environment until a new addition and general renovations are completed withing the 2012 bond program.

### Scope of Work

New addition and general renovations of the existing facilities to accommodate 750-900 students.

### Project Status

No update.



### Key Facts

Budget: \$35,603,000

Trustee: Juliet K. Stipeche

Location: 900 West Gray St.

## Bond Schedule - Group 4

 Planning and Design Start - Late 2015/Early 2016

 Construction Start - Mid 2017

2013				2014				2015				2016				2017			
Q1	Q2	Q3	Q4	Q1	Q2	Q3	Q4	Q1	Q2	Q3	Q4	Q1	Q2	Q3	Q4	Q1	Q2	Q3	Q4






# 2012 Bond Projects

Wharton Dual Language Academy - continued

## Information

Indicator	ID	Project/School/Facility	Budget
	C-256	Wharton Dual Language Academy	\$35,603,000
	Planning and Design Start		Construction Start
	Late 2015/Early 2016		Mid 2017
	Phase		% of Phase
Project Team			
Manager			
Architect			
Contractor			
CMPA			

## Milestones

Programming/Conceptual Design	
Schematic Design Phase	
Design Development	
60% Construction Documents	
100% Construction Documents	
Final Pricing	
Construction Start	



# 2012 Bond Projects



## Wilson Montessori School

Wilson Montessori School K-8, located in the Montrose area, was constructed as a small elementary school in 1924 and was renovated in 2004. In February of 2005, HISD and Friends of Montessori (FOM) entered into an agreement to create HISD's first All-Montessori school. The campus has six temporary classroom buildings.

### Scope of Work

New addition and general renovations to accommodate 750-900 students.

### Project Status

No update.



### Key Facts

Budget: \$18,914,000

Trustee: Paula Harris

Location: 2100 Yupon

## Bond Schedule - Group 4

 Planning and Design Start - Late 2015/Early 2016

 Construction Start - Mid 2017


2013				2014				2015				2016				2017			
Q1	Q2	Q3	Q4	Q1	Q2	Q3	Q4	Q1	Q2	Q3	Q4	Q1	Q2	Q3	Q4	Q1	Q2	Q3	Q4



# 2012 Bond Projects

Wilson Montessori School - continued

## Information

Indicator	ID	Project/School/Facility	Budget
	C-259	Wilson Montessori School	\$18,914,000
	Planning and Design Start		Construction Start
	Late 2015/Early 2016		Mid 2017
	Phase		% of Phase
Project Team			
Manager			
Architect			
Contractor			
CMPA			

## Milestones

Programming/Conceptual Design	
Schematic Design Phase	
Design Development	
60% Construction Documents	
100% Construction Documents	
Final Pricing	
Construction Start	






# District-Wide Projects

---

## 2012 Project Update Report



HOUSTON INDEPENDENT SCHOOL DISTRICT  
BOND OVERSIGHT COMMITTEE WORKBOOK - MEETING APRIL 30, 2013  
[www.houstonisd.org/bond](http://www.houstonisd.org/bond)



# 2012 Bond Projects



## District-Wide Projects

### Technology upgrades at all HISD schools (\$100,000,000)

Bond funds will allow the implementation of a robust, reliable infrastructure and appropriate technology tools that will support the expertise and knowledge of our teachers, administrators and staff to enable them to stay current with technology and applications used in academic and business environments.

Technology needs identified in the bond proposal were prioritized to meet the requirements of an increasingly Internet-driven method of delivering instructional content. Critical projects include:

- **Network Equipment Upgrades or Replacements** to improve the reliability and availability of the network, so students can take advantage of the educational resources delivered through high-speed Internet. Much of the district's network equipment is more than seven years old, is obsolete, and the probability of failure is high.
- **Wireless Network Expansion** will allow the school community to access the Internet and create a more flexible teaching and learning environment for our students.
- **Telephony System** is over 10 years old, no longer upgradeable and has a high failure rate. A modern and reliable phone system is essential for safety across the district.
- **Instructional Delivery Devices** such as projectors, interactive displays, and instructional devices, will be integrated into classrooms to promote active student engagement. This will provide teachers with a common ground to share and collaborate through a standard, interactive learning environment.

#### Project Status

Planning underway.

### District athletic facility improvements (\$44,675,000)

Replacement of regional field house(s) and athletic facility improvements.

#### Project Status

Planning underway.

### Middle school restroom renovations (\$35,000,000)

Renovations of the restrooms in middle schools across HISD.

#### Project Status

Architects selected.





# 2012 Bond Projects

## District-Wide Projects - continued

### **Safety and security improvements (\$17,293,000)**

Improvements include fencing, security cameras and access control.

#### **Project Status**

Planning underway.

### **Land acquisition (\$55,767,000)**

Funds to supplement significant site/parking constraints.


#### **Project Status**

Planning underway.




# 2007 Project Update Report

---



HOUSTON INDEPENDENT SCHOOL DISTRICT  
BOND OVERSIGHT COMMITTEE WORKBOOK - MEETING APRIL 30, 2013  
[www.houstonisd.org/bond](http://www.houstonisd.org/bond)

# 2007 Facilities Capital Program



**HISD CAPITAL IMPROVEMENT PROGRAM - 2007 Facilities Capital Program** - Page 1 of 2  
As of March 31, 2013

Active Projects	Project Budget	Active Projects <i>(continued)</i>	Project Budget <i>(cont.)</i>
Atherton Elementary	15,859,000.00	Kolter Elementary	688,624.00
Austin High School	4,373,853.23	Lamar High School	8,053,095.00
Barnett Stadium	6,043,720.00	Law Elementary	1,365,658.00
Black Middle School	6,513,276.80	Lee High School	3,321,171.17
Browning Elementary	2,599,222.00	Lockhart Elementary	18,240,000.00
Burbank Elementary	3,669,729.00	Long Middle School	10,376,417.06
Burnet Elementary	1,316,593.00	Lyons Elementary	1,750,406.00
Burrus Elementary	1,807,792.26	MacGregor Elementary	1,369,894.00
Butler Stadium	2,985,240.00	Martinez R. Elementary	2,851,349.10
Cage Elementary	1,074,475.00	McReynolds Middle School	10,899,246.00
Carnegie Vanguard High School	22,644,356.00	Milby High School	3,404,472.69
Carrillo Elementary	2,241,597.94	Neff Elementary	15,117,457.94
Codwell Elementary	641,708.00	North Houston Early College High School	4,971,134.00
Condit Elementary	654,859.00	Oates Elementary	1,910,526.06
Crespo Elementary	3,495,779.00	Osborne Elementary	4,908,574.00
Cullen Middle School	12,467,174.00	Parker Elementary	2,700,017.00
Davila Elementary	3,916,395.00	Petersen Elementary	3,034,405.70
Davis High School	5,433,905.92	Pleasantville Elementary	4,190,456.00
De Zavala Elementary	805,467.16	Port Houston Elementary	996,819.00
Deady Middle School	3,400,839.00	Pugh Elementary	2,928,984.00
Delmar Stadium	5,973,535.03	Reagan K-8	27,657,944.32
Dodson Elementary	521,583.00	Revere Middle School	1,516,957.00
Dogan Elementary	19,490,060.00	Rogers, T.H. Middle School	7,000,622.00
Dowling Middle School	1,241,027.99	Roosevelt Elementary	15,837,685.46
Durham Elementary	813,237.00	Ross Elementary	3,835,444.00
Durkee Elementary	6,485,552.73	Rusk Elementary	9,889,041.00
Eastwood Academy	8,578,600.00	Ryan Middle School	6,790,556.00
Edison Middle School	1,084,347.74	Sam Houston High School	11,662,462.98
Elrod Elementary	1,013,517.00	Sanchez Elementary	802,211.00
Franklin Elementary	1,348,869.00	Scarborough Elementary	5,965,490.00
Furr High School	11,801,161.87	Shearn Elementary	2,404,541.00
Gallegos Elementary	2,781,651.55	Sherman Elementary	18,002,731.00
Garcia Elementary	1,465,008.00	Smith, K. Elementary	17,059,186.00
Golfcrest Elementary	1,250,726.00	South Early College High School	5,313,500.00
Grissom Elementary	3,892,925.00	Southmayd Elementary	12,100,004.00
Hamilton Middle School	2,142,370.00	Stevenson Middle School	3,649,258.00
Harris, J.R. Elementary	4,230,479.19	Sugar Grove Academy	4,700,455.00
Harris, R.P. Elementary	4,081,824.80	Sutton Elementary	6,910,699.00
Harvard Elementary	1,989,761.00	Wainwright Elementary	2,777,976.00
Henderson, J.P. Elementary	1,901,302.00	Waltrip High School	22,247,247.23
Herrera Elementary	2,458,565.14	Washington High School	3,828,089.00
High School for Law Enforcement and Criminal Justice	1,332,360.00	Westbury High School	6,488,379.56
Hogg Middle School	9,064,876.00	Wharton K-8 Dual Lan	1,148,000.00
Holland Middle School	3,219,773.00	Whittier Elementary	3,134,891.00
Jackson Middle School	14,369,597.00	Windsor Village Elementary	2,610,086.00
Jefferson Elementary	1,451,959.21	Worthing High School	21,225,010.20
Johnston Middle School	7,029,658.14	Yates High School	5,377,680.58
Kennedy Elementary	16,881,332.43		
Key Middle School	4,304,767.00		
		<b>SUBTOTAL</b>	<b>577,160,263.18</b>





# 2007 Facilities Capital Program

HISD CAPITAL IMPROVEMENT PROGRAM - 2007 Facilities Capital Program - Page 2 of 2  
As of March 31, 2013

Completed Projects	Project Budget (cont.)	Completed Projects (continued)	Project Budget (cont.)
9th Grade Preparatory A	106,298.98	Love Elementary	943,865.26
Alcott Elementary	4,835,704.71	Lovett Elementary	16,273,846.29
Almeda Elementary	18,146,756.21	MacArthur Elementary	272,945.00
Anderson Elementary	3,458,991.44	Madison High School	7,106,922.23
Ashford Elementary	1,051,866.79	Marshall Middle School	5,387,719.35
Askew Elementary	2,801,754.56	Martinez, C. Elementary	2,752,867.48
Attucks Middle School	3,941,748.30	McDade Elementary	397,638.39
Barrick Elementary	4,858,018.85	McNamara Elementary	2,168,207.03
Bellaire High School	16,656,753.57	Memorial Elementary	839,815.52
Bellfort ECC	5,148,000.00	Milne Elementary	2,878,747.17
Benavidez Elementary	2,271,939.67	Mitchell Elementary	3,387,892.63
Benbrook Elementary	2,753,758.75	Montgomery Elementary	3,379,501.00
Berry Elementary	14,872,940.28	Northline Elementary	3,854,463.83
Briarmeadow Charter	1,066,797.56	Patterson Elementary	18,973,649.12
Burbank Middle School	14,055,987.80	Peck Elementary	17,248,586.42
Bush Elementary	1,342,807.50	Piney Point Elementary	18,981,192.40
Carter Career Center	1,792,840.38	Poe Elementary	1,980,238.46
Chatham Elementary	200,000.00	Ray Daily Elementary	210,328.90
Clifton Middle School	8,506,923.26	Rhoads Elementary	421,835.40
Crockett Elementary	7,469,559.10	Rice School Middle School	4,065,774.09
Cunningham Elementary	16,068,124.80	River Oaks Elementary	242,421.86
De Chaumes Elementary	18,045,665.63	Scarborough High School	12,473,572.06
Deanda Elementary	15,439,926.05	Shadowbriar Elementary	2,086,514.46
Emerson Elementary	178,085.46	Sharpstown High School	6,064,115.33
Field Elementary	713,797.56	Sharpstown International High School	1,532,590.00
Fleming Middle School	7,939,264.41	Sharpstown International High School	3,900,000.00
Foerster Elementary	4,030,467.00	Sinclair Elementary	524,024.22
Fondren Middle School	2,214,793.67	Smith, E.O. Middle School	3,714,747.05
Fonville Middle School	9,520,278.39	Sterling High School	4,921,670.74
Frost Elementary	14,928,510.31	Thomas Middle School	2,665,038.14
Garden Oaks Elementary	220,649.57	Valley West Elementary	8,285,603.69
Garden Villas Elementary	6,131,478.57	Welch Middle School	6,315,372.29
Gordon Elementary	614,244.00	Westside High School	1,223,761.44
Grady Middle School	13,658,245.25	Whidby Elementary	4,164,579.40
Gregg Elementary	16,493,555.40	White Elementary	3,203,400.92
Grimes Elementary	619,826.73	Woodson Middle School	1,805,928.65
Helms Elementary	2,846,369.48	Young Women's College Prep. (C.L.C. HS)	1,133,777.72
Henry Middle School	2,222,947.09	Dyer Stadium Track	600,000.00
Herod Elementary	15,471,657.86	Tracks Turf, Misc.	2,000,000.00
Hobby Elementary	3,053,779.68	Turnaround campuses	445,012.00
Holden Elementary	150,000.00	Unassigned Trustee	197,000.00
Horn Elementary	15,074,619.27	Softball, Misc.	200,000.00
HSVPA	4,559,325.47	Program Reserves	31,505,421.00
Isaacs Elementary	3,365,270.33	Design Standards	595,881.89
Jones High School	5,232,924.54	LEED Certification	83,761.82
Jones, J.W. Elementary	1,793,315.82	Prolog Management Program	775,000.00
Jordan High School	2,663,108.00	Districtwide T-Building	9,480,000.00
Kashmere Gardens Elementary	1,832,362.40	Districtwide T-Building Technology	1,716,598.00
Kashmere High School	4,434,789.31	Business Development	510,750.00
Kelso Elementary	1,101,697.45	Districtwide Safety & Other	44,607,521.89
Lanier Middle School	1,695,377.50		
Lewis Elementary	22,816,407.57		
		<b>SUBTOTAL</b>	<b>598,970,412.82</b>
		<b>GRAND TOTAL</b>	<b>1,176,130,676.00</b>

# 2007 Bond Projects



## Atherton Elementary

Atherton Elementary enrolls is located Houston's fifth ward, where it provides students an academic curriculum to prepare them for middle school. It provides a full range of extracurricular activities, including band and choir.

### Scope of Work

New school for up to 750 students.

### Project Status

Overall construction progress is nearing completion. The anticipated move-in date is 3rd quarter, 2013.



### Key Facts

Budget: \$15,859,000


Project Type: New Schools: Replacements

District: District II - Rhonda Skillern-Jones

Location: 2011 Solo

## Information

Indicator	ID	Project/School/Facility		Budget
	C-106	Atherton Elementary		\$15,859,000
	Target Construction Start		Target Construction Completion	
	3rd Qtr. 2011		2nd Qtr. 2013	
	Phase		% of Phase	
	Construction		92%	
Project Team				
Manager		Travis Stanford		
Architect		IDG Architects		
Contractor		Cadence McShane Construction		
CMPA				



# 2007 Bond Projects



## Barnett Stadium

Barnett Stadium is a multipurpose facility including an 8,000-seat football stadium, baseball fields and a fieldhouse.

### Scope of Work

Renovations including safety/security and mechanical/electrical/plumbing system improvements, asphalt paving, site drainage improvements, sidewalks, fencing, PA systems, and ADA code compliance.

### Project Status

This work will be coordinated with additional scope identified in the 2012 bond.

### Key Facts


Budget: \$6,043,720

Project Type: Renovations

District: None

Location: 6800 Fairway Drive

## Information

Indicator	ID	Project/School/Facility		Budget
	C-661	Barnett Stadium		\$6,043,720
	Target Construction Start		Target Construction Completion	
	3rd Qtr. 2013		2nd Qtr. 2014	
	Phase		% of Phase	
	Design		90%	
Project Team				
Manager		Travis Stanford		
Architect		Natex Corporation		
Contractor		TBD		
CMPA		ATSER		

# 2007 Bond Projects



## Black Middle School

Frank Black Middle School is a Vanguard magnet program enrolling students in grades 6-8 in Houston's Oak Forest neighborhood.

### Scope of Work

Renovations including safety/security systems improvements, mechanical/electrical/plumbing systems improvements, interior finishes, installation of two elevators, parking lot and driveway replacement, new school entrance and ADA code compliance.

### Project Status

Renovation work is substantially complete. Final close out is anticipated in 2013.



### Key Facts

Budget: \$6,513,277

Project Type: Renovations

District: District II - Rhonda Skillern-Jones

Location: 1575 Chantilly

## Information

Indicator	ID	Project/School/Facility	Budget
	C-042	Black Middle School	\$6,513,277
	Target Construction Start		Target Construction Completion
	4th Qtr. 2010		1st Qtr. 2012
	Phase		% of Phase
	Warranty		95%
Project Team			
Manager		Travis Stanford	
Architect		Fehr Grossman Cox	
Contractor		Miner-Dederick Construction	
CMPA		AECOM	



# 2007 Bond Projects



## Key Facts

Budget: \$2,599,222

Project Type: Renovations

District: District I - Anna Eastman

Location: 607 Northwood

## Browning Elementary

Browning Elementary enrolls students in north-central Houston on the eastern edge of the Heights Community. The school is committed to leading students to the path of college and career readiness by excelling through the arts.


## Scope of Work

Renovations including safety/security systems improvements, mechanical/electrical/plumbing systems improvements, electrical improvements, a suspended ceiling, exterior wall finishes, a new PA system, new door hardware, restroom upgrades, paving improvements, and ADA code compliance.

## Project Status

The general contractor's surety is currently soliciting pricing bids to complete remaining work on the project and a revised schedule has been requested from the surety.

## Information

Indicator	ID	Project/School/Facility	Budget
	C-120	Browning Elementary	\$2,599,222
	Target Construction Start		Target Construction Completion
	2nd Qtr. 2013		4th Qtr. 2013
	Phase		% of Phase
	Construction		50%
Project Team			
Manager		Travis Stanford	
Architect		Ambrose McEnany & House Architects	
Contractor		RHJ-JOC	
CMPA		AECOM	



# 2007 Bond Projects



## Burbank Elementary

Burbank Elementary is a fine arts and physical development magnet school in the northside area of Houston. It offers programs in the following areas: music, visual art, gymnastics, violin, percussion, dance/drill and team sports.

### Scope of Work

Renovations including safety/security systems improvements, mechanical/electrical/plumbing systems improvements, and ADA code compliance.

### Project Status

Group 4 project – Design is in the CD (Construction Documents) stage. Drawings have been submitted to the city of Houston for review for building permit approval. Documents are anticipated to be issued for bidding in April.



### Key Facts


Budget: \$3,669,729

Project Type: Renovations

District: District I - Anna Eastman

Location: 216 Tidwell

## Information

Indicator	ID	Project/School/Facility	Budget
	C-122	Burbank Elementary	\$3,669,729
	Target Construction Start		Target Construction Completion
	2nd Qtr. 2013		1st Qtr. 2014
	Phase		% of Phase
	Design		95%
Project Team			
Manager		Meredith Smith	
Architect		Natex Corporation	
Contractor		TBD	
CMPA		Turner/Trevino	



# 2007 Bond Projects



## Key Facts

Budget: \$1,316,593

Project Type: Renovations

District: District VIII - Juliet K. Stipeche

Location: 5403 Canal

## Burnet Elementary

Burnet Elementary is located in east Houston. The school's goal is to promote lifelong readers, rigorous problem solvers, and responsible citizens who are technologically proficient and ecologically responsible.


## Scope of Work

Renovations including safety/security systems improvements, mechanical/electrical/plumbing systems improvements, and ADA code compliance.

## Project Status

Contractor is continuing to address punch list items.

## Information

Indicator	ID	Project/School/Facility		Budget
	C-124	Burnet Elementary		\$1,316,593
	Target Construction Start		Target Construction Completion	
	2nd Qtr. 2012		1st Qtr. 2013	
	Phase		% of Phase	
	Warranty		10%	
Project Team				
Manager		Bruce Green		
Architect		Autoarch Architects		
Contractor		DT Construction		
CMPA		Johnston, LLC		

# 2007 Bond Projects



## Burrus Elementary

Burrus Elementary School enrolls students in grades K-5 in north Houston. The school's mission is to develop leaders by ensuring all students are excellent communicators, problem-solvers, good citizens, technologically savvy, and advocates for the environment.

### Scope of Work

Renovations including safety/security systems improvements, mechanical/electrical/plumbing systems improvements, window system upgrades, and ADA code compliance.

### Project Status

The installation of the elevator is in progress. New window installation and minor HVAC work is ongoing. Additional window replacement is scheduled for Summer 2013.



### Key Facts

Budget: \$1,807,792

Project Type: Renovations

District: District II - Rhonda Skillern-Jones

Location: 701 East 33rd St.

## Information

Indicator	ID	Project/School/Facility		Budget
	C-125	Burrus Elementary		\$1,807,792
	Target Construction Start		Target Construction Completion	
	2nd Qtr. 2012		2nd Qtr. 2013	
	Phase		% of Phase	
	Construction		75%	
Project Team				
Manager		Meredith Smith		
Architect		Llewelyn-Davies Sahni		
Contractor		Horizon Group International		
CMPA		Turner/Trevino		



# 2007 Bond Projects



## Butler Stadium

Butler Stadium is a multipurpose facility including an 8,000-seat football stadium, baseball fields and a fieldhouse.

### Scope of Work

Renovations including safety/security and mechanical/electrical/plumbing system improvements, asphalt paving, sidewalks, fencing, PA systems, and ADA code compliance.

### Project Status

This work will be coordinated with additional scope identified in the 2012 bond.

### Key Facts


Budget: \$2,985,240

Project Type: Renovations

District: None

Location: 13755 South Main Street

## Information

Indicator	ID	Project/School/Facility		Budget
	C-662	Butler Stadium		\$2,985,240
	Target Construction Start		Target Construction Completion	
	3rd Qtr. 2013		2nd Qtr. 2014	
	Phase		% of Phase	
	Design		90%	
Project Team				
Manager		Travis Stanford		
Architect		Natex Architects		
Contractor		TBD		
CMPA		ATSER		

# 2007 Bond Projects



## Cage Elementary

Cage Elementary is located on Houston's eastside, where its goal is to educate students for success in a changing world.

### Scope of Work

Renovations including safety/security systems improvements, mechanical/electrical/plumbing systems improvements, and ADA code compliance.

### Project Status

Group 4 project – The scope-to-budget verification is complete and the architect's recommendations have been approved. Preliminary design work has begun.



### Key Facts

Budget: \$1,074,475

Project Type: Renovations

District: District VIII - Juliet K. Stipeche

Location: 1575 Chantilly

## Information

Indicator	ID	Project/School/Facility		Budget
	C-287	Cage Elementary		\$1,074,475
	Target Construction Start		Target Construction Completion	
	4th Qtr. 2013		TBD	
	Phase		% of Phase	
	Design		20%	
Project Team				
Manager		Bruce Green		
Architect		RdIR Architects		
Contractor		TBD		
CMPA		Johnston, LLC		





# 2007 Bond Projects



## Carnegie Vanguard High School

Carnegie Vanguard High School was originally built in 1963. The school's mission is "to provide a unique and challenging learning environment to prepare the diverse gifted and talented population of Houston Independent School District for leadership in a global society."

### Scope of Work

New school to accommodate 600 students on property adjacent to Gregory-Lincoln Education Center. Build-out of the existing Settegast Building and mechanical system upgrades have been added to the scope through trustee allocations.

### Project Status

The new school opened for the 2012-2013 academic year. The contractor is in the process of completing punch list items at Carnegie Vanguard HS. The Settegast Building's roof and exterior finishes are near completion. Interior framing is complete. Installation of building systems are in progress.

### Key Facts


Budget: \$22,644,356

Project Type: New Schools: Replacements

District: District VIII - Juliet K. Stipeche

Location: 1501 Taft

### Information

Indicator	ID	Project/School/Facility	Budget
	C-322	Carnegie Vanguard High School	\$22,644,356
	Target Construction Start		Target Construction Completion
	2nd Qtr. 2011 / 4th Qtr. 2012		3rd Qtr. 2012 / 2nd Qtr. 2013
	Phase		% of Phase
	Warranty / Construction		60% / 65%
Project Team			
Manager		Meredith Smith	
Architect		RdIR Architects	
Contractor		Turner Construction Company, Inc. / Pyramid Constructors	
CMPA		N/A	

# 2007 Bond Projects



## Carrillo Elementary

Carrillo Elementary is located in the Lawndale/Wayside area of Houston where it offers a Vanguard magnet program to help prepare students for the rigors of middle school.

### Scope of Work

Renovations including safety/security systems improvements, mechanical/electrical/plumbing systems improvements, and ADA code compliance.

### Project Status

Construction is complete and in the closeout phase. The closeout documents have been submitted to the architect for review. The project is under warranty.



### Key Facts


Budget: \$2,241,598

Project Type: Renovations

District: District VIII - Juliet K. Stipeche

Location: 960 South Wayside

## Information

Indicator	ID	Project/School/Facility	Budget
	C-292	Carrillo Elementary	\$2,241,598
	Target Construction Start		Target Construction Completion
	2nd Qtr. 2012		4th Qtr. 2012
	Phase		% of Phase
	Warranty		40%
Project Team			
Manager		Justin Kilbride	
Architect		Sustaita Architects	
Contractor		Drymalla Construction	
CMPA		Johnston, LLC	



# 2007 Bond Projects



## Codwell Elementary

Codwell Elementary offers a magnet program in fine arts and physical development. The school was built in 1970 and is located in south Houston.

### Scope of Work

Renovations including safety/security systems improvements, mechanical/electrical/plumbing systems improvements, ADA code compliance, new lighting, new playground equipment, and technology improvements.

### Project Status

Group 4 project - The scope-to-budget verification report is complete and the architect's recommendations have been submitted to the CMPA for review.

This project is packaged with Golfcrest ES, Dodson ES, and Law ES.

### Key Facts


Budget: \$641,708

Project Type: Renovations

District: District IX - Lawrence Marshall

Location: 5225 Tavenor

## Information

Indicator	ID	Project/School/Facility	Budget
	C-123	Codwell Elementary	\$641,708
	Target Construction Start		Target Construction Completion
	4th Qtr. 2013		3rd Qtr. 2014
	Phase		% of Phase
	Design		10%
Project Team			
Manager		Travis Stanford	
Architect		PBK Architects	
Contractor		TBD	
CMPA		Atser	

# 2007 Bond Projects



## Crespo Elementary

Crespo Elementary is located in southeast Houston at the corner of Loop 610 and I-45 South. The school offers a fine arts magnet and a rigorous curriculum in mathematics, reading, writing, science and social studies with a strong emphasis placed on literacy across all subject areas. The school was opened in 1992 in a facility that was built in 1970.

### Scope of Work

Renovations including safety/security systems improvements, mechanical/electrical/plumbing systems improvements, and ADA code compliance.

### Project Status

The general contractor's surety is currently soliciting pricing bids to complete remaining work on the project and a revised schedule has been requested from the surety.



### Key Facts


Budget: \$3,495,779

Project Type: Renovations

District: District III - Manuel Rodriguez Jr.

Location: 7500 Office City Dr.

## Information

Indicator	ID	Project/School/Facility	Budget
	C-290	Crespo Elementary	\$3,495,779
	Target Construction Start		Target Construction Completion
	2nd Qtr. 2012		3rd Qtr. 2013
	Phase		% of Phase
	Construction		50%
Project Team			
Manager		Bruce Green	
Architect		Prozign Architects	
Contractor		RHJ-JOC	
CMPA		Johnston, LLC	



# 2007 Bond Projects



## Cullen Middle School

Cullen Middle School is located in southeast Houston.

### Scope of Work

Renovations including safety/security systems improvements, mechanical/electrical/plumbing systems improvements, parking repairs, science laboratory upgrades, exterior window replacement, and ADA code compliance.

### Project Status

Demolition of 25 classrooms for Phase 1 is complete for North Wing. Installation of electrical conduit for new lighting and additional abatement is in process.

### Key Facts


Budget: \$12,467,174

Project Type: Renovations

District: District IV - Paula M. Harris

Location: 6900 Scott

## Information

Indicator	ID	Project/School/Facility		Budget
	C-044	Cullen Middle School		\$12,467,174
	Target Construction Start		Target Construction Completion	
	1st Qtr. 2013		4th Qtr. 2013	
	Phase		% of Phase	
	Bid and Award		22%	
Project Team				
Manager		Travis Stanford		
Architect		RDC Architects		
Contractor		DT Construction Co.		
CMPA		ATSER		



# 2007 Bond Projects



## Davila Elementary

Davila Elementary is located in southeast Houston, where it offers the Apollo 20 program to boost student achievement and prepare every student for college and career success. The school was built in 1990.

### Scope of Work

Renovations, including safety/security systems improvements, mechanical/electrical/plumbing systems improvements, and ADA code compliance.

### Project Status

Primary construction work is complete. Contractor is completed with punchlist items and all close out documents have been submitted for final review.



### Key Facts

Budget: \$3,916,395

Project Type: Renovations

District: District III - Manuel Rodriguez Jr.

Location: 7610 Dahlia

## Information

Indicator	ID	Project/School/Facility		Budget
	C-297	Davila Elementary		\$3,916,395
	Target Construction Start		Target Construction Completion	
	2nd Qtr. 2012		3rd Qtr. 2012	
	Phase		% of Phase	
	Warranty		45%	
Project Team				
Manager		Bruce Green		
Architect		Molina Walker Architects		
Contractor		Prime Contractors		
CMPA		Johnston, LLC		



# 2007 Bond Projects



## De Zavala Elementary

De Zavala Elementary is located in east Houston, where it features a Vanguard magnet program.

The school's goal is to nurture a student's love of learning by providing exceptional experiences that foster pride in school and self. The school was originally built in 1920. Additional classrooms were added to the facility in 1925, 1928, and 1936. The school was renovated in 1951.

## Scope of Work

Renovations including safety/security systems improvements, mechanical/electrical/plumbing systems improvements, and ADA code compliance.

## Project Status

Project is complete and the closeout documents are being reviewed by the Architect and Engineer.

### Key Facts


Budget: \$805,467

Project Type: Renovations

District: District III - Manuel Rodriguez Jr.

Location: 7521 Avenue H

## Information

Indicator	ID	Project/School/Facility	Budget
	C-138	De Zavala Elementary	\$805,467
	Target Construction Start		Target Construction Completion
	2nd Qtr. 2012		4th Qtr. 2012
	Phase		% of Phase
	Warranty		40%
Project Team			
Manager		Justin Kilbride	
Architect		Parra Design Group	
Contractor		Horizon Group International	
CMPA		Johnston, LLC	

# 2007 Bond Projects



## Deady Middle School

Deady Middle School is a Communication Arts magnet. The school was built in 1929 as part of the Harrisburg Independent School District in Harrisburg, Texas. The City of Houston later incorporated Harrisburg.

### Scope of Work

Renovations including safety/security systems improvements, mechanical/electrical/plumbing systems improvements, and ADA code compliance.

### Project Status

Selection of best value contractor is underway.



### Key Facts


Budget: \$3,400,839


Project Type: Renovations

District: District III - Manuel Rodriguez Jr.

Location: 2500 Broadway

## Information

Indicator	ID	Project/School/Facility	Budget
	C-045	Deady Middle School	\$3,400,839
	Target Construction Start		Target Construction Completion
	2nd Qtr. 2013		1st Qtr. 2014
	Phase		% of Phase
	Bid and Award		95%
Project Team			
Manager		Bruce Green	
Architect		Collaborate Architects	
Contractor		TBD	
CMPA		Johnston, LLC	



# 2007 Bond Projects



## Delmar Stadium

Delmar Stadium is a multipurpose facility including a 12,000-seat football stadium, baseball fields, and a fieldhouse.

### Scope of Work

Renovations including safety/security and mechanical/electrical/plumbing system improvements, asphalt paving, sidewalks, fencing, PA systems, and ADA code compliance.

### Project Status

This work will be coordinated with additional scope identified in the 2012 bond.

### Key Facts


Budget: \$5,973,535

Project Type: Renovations

District: None

Location: 2020 Mangum Road

## Information

Indicator	ID	Project/School/Facility		Budget
	C-663	Delmar Stadium		\$5,973,535
	Target Construction Start		Target Construction Completion	
	3rd Qtr. 2013		2nd Qtr. 2014	
	Phase		% of Phase	
	Design		90%	
Project Team				
Manager		Travis Stanford		
Architect		Natex Corporation		
Contractor		TBD		
CMPA		ATSER		

# 2007 Bond Projects



## Dodson Elementary

Dodson Elementary offers a Montessori magnet program in south Houston. The goal is to create a strong academic and nurturing environment that emphasizes the whole child.

### Scope of Work

Renovations including safety/security systems improvements, mechanical/electrical/plumbing systems improvements, and ADA code compliance.

### Project Status

Group 4 project - The scope-to-budget verification report is complete and the architect's recommendations have been submitted to the CMPA for review.

This project is packaged with Golfcrest ES, Codwell ES, and Law ES.



### Key Facts


Budget: \$521,583

Project Type: Renovations

District: District VIII - Juliet K. Stipeche

Location: 1808 Sampson

## Information

Indicator	ID	Project/School/Facility	Budget
	C-139	Dodson Elementary	\$521,583
	Target Construction Start		Target Construction Completion
	4th Qtr. 2013		3rd Qtr. 2014
	Phase		% of Phase
	Design		10%
Project Team			
Manager		Travis Stanford	
Architect		PBK Architects	
Contractor		TBD	
CMPA		ATSER	





# 2007 Bond Projects



## Dogan Elementary

Scott Elementary was consolidated with Dogan Elementary at its campus in northeast Houston.

### Scope of Work

New school for 750 students.

### Project Status

The roof and exterior brick work is complete. All exterior windows and interior partitions have been installed. The contractor continues to rough-in mechanical, electrical and plumbing systems.

### Key Facts

Budget: \$19,490,060

Project Type: Consolidation

District: District II - Rhonda Skillern-Jones

Location: 3300 Russell

## Information

Indicator	ID	Project/School/Facility		Budget
	C-238	Dogan Elementary		\$19,490,060
	Target Construction Start		Target Construction Completion	
	2nd Qtr. 2012		2nd Qtr. 2013	
	Phase		% of Phase	
	Construction		70%	
Project Team				
Manager		Bruce Green		
Architect		ESPA Architecture		
Contractor		Cadence McShane Construction		
CMPA		N/A		

# 2007 Bond Projects



## Durham Elementary

Durham Elementary is located in Houston's Shepherd Park Plaza. The school opened in 1966 and offers a leadership magnet program.

### Scope of Work

Renovations including safety/security systems improvements, mechanical/electrical/plumbing systems improvements, a new PA system, window replacements, and ADA code compliance.

### Project Status

The scope-to-budget (STB) verification report and Schematic Design (SD) phases are complete. AE is in the Design Development (DD) phase.



### Key Facts


Budget: \$813,237

Project Type: Renovations

District: District I - Anna Eastman

Location: 4803 Brinkman

## Information

Indicator	ID	Project/School/Facility	Budget
	C-115	Durham Elementary	\$813,237
	Target Construction Start		Target Construction Completion
	2nd Qtr. 2013		1st Qtr. 2014
	Phase		% of Phase
	Design		30%
Project Team			
Manager		Travis Stanford	
Architect		RWS Architects	
Contractor		TBD	
CMPA		AECOM	



# 2007 Bond Projects



## Durkee Elementary

Durkee Elementary is located in northeast Houston, where it offers an academic program to prepare its students for the rigors of middle school.

### Scope of Work

Renovations including safety/security systems improvements, mechanical/electrical/plumbing systems improvements, roof and window replacements, restroom upgrades, and ADA code compliance revisions.

### Project Status

The contractor is addressing punchlist and warranty work. Project close-out is in progress.

### Key Facts


Budget: \$6,485,553

Project Type: Renovations

District: District I - Anna Eastman

Location: 7301 Nordling

## Information

Indicator	ID	Project/School/Facility	Budget
	C-144	Durkee Elementary	\$6,485,553
	Target Construction Start		Target Construction Completion
	1st Qtr. 2011		3rd Qtr. 2012
	Phase		% of Phase
	Warranty		80%
Project Team			
Manager		Meredith Smith	
Architect		PGAL Architects	
Contractor		Prime Contractors	
CMPA		Turner/Trevino	

# 2007 Bond Projects



## Edison Middle School

Edison Middle School is located in in east Houston, where the goal of the school is to ensure students have the academic and social skills required to be competitive and successful in his or her future choices.

This school was originally known as Park Junior High after it was built in 1925. In 1932, it was renamed Edison Middle School. In 1983, it was replaced with a new facility.

### Scope of Work

Renovations including safety/security systems improvements, mechanical/electrical/plumbing systems improvements, and ADA code compliance.

### Project Status

Project is complete and the closeout documents are being reviewed by the Architect and Engineer.



### Key Facts


Budget: \$1,084,348

Project Type: Renovations

District: District III - Manuel Rodriguez Jr.

Location: 6901 Avenue I

## Information

Indicator	ID	Project/School/Facility		Budget
	C-046	Edison Middle School		\$1,084,348
	Target Construction Start		Target Construction Completion	
	2nd Qtr. 2012		4th Qtr. 2012	
	Phase		% of Phase	
	Warranty		45%	
Project Team				
Manager		Justin Kilbride		
Architect		Parra Design Group		
Contractor		Horizon Group International		
CMPA		Johnston, LLC		



# 2007 Bond Projects



## Key Facts

Budget: \$1,013,517

Project Type: Renovations

District: District V - Michael L. Linceford

Location: 6230 Dumfries

## Elrod Elementary

Elrod Elementary is located in the Maplewood South area of Houston, where it offers a pre-med magnet program. The goal of the school is to provide students with the knowledge and discipline necessary to become productive members of society.


## Scope of Work

Renovations including safety/security systems improvements, mechanical/electrical/plumbing systems improvements, and ADA code compliance.

## Project Status

Group 4 project – General contractor proposals have been received and are under review.

## Information

Indicator	ID	Project/School/Facility		Budget
	C-148	Elrod Elementary		\$1,013,517
	Target Construction Start		Target Construction Completion	
	2nd Qtr. 2013		3rd Qtr. 2013	
	Phase		% of Phase	
	Bid and Award		95%	
Project Team				
Manager		Bruce Green		
Architect		Cre8 Architects		
Contractor		TBD		
CMPA		Rice & Gardner		



# 2007 Bond Projects



## Franklin Elementary

Franklin Elementary is located east of downtown Houston, almost equidistant between the Port of Houston's ship channel and the University of Houston. The school was originally built in 1913 and underwent a significant renovation in 1978.

### Scope of Work

Renovations including safety/security systems improvements, mechanical/electrical/plumbing systems improvements, and ADA code compliance.

### Project Status

Group 4 project - The scope-to-budget verification report is complete and the architect's recommendations have been submitted to the CMPA for review.



### Key Facts

Budget: \$1,348,869


Project Type: Renovations

District: District III - Manuel Rodriguez Jr.

Location: 7101 Canal

## Information

Indicator	ID	Project/School/Facility	Budget
	C-155	Franklin Elementary	\$1,348,869
	Target Construction Start		Target Construction Completion
	4th Qtr. 2013		4th Qtr. 2014
	Phase		% of Phase
	Design		20%
Project Team			
Manager		Bruce Green	
Architect		Courtney Harper + Partners Architects	
Contractor		TBD	
CMPA		Johnston, LLC	



# 2007 Bond Projects



## Gallegos Elementary

Gallegos Elementary is located in the Magnolia Park neighborhood of Houston's East End. The school is dedicated to giving every child the best education through programs designed to meet their needs, including special education and bilingual education.

The school was built in 1990.

### Scope of Work

Renovations including safety/security systems improvements, mechanical/electrical/plumbing systems improvements, and ADA code compliance.

### Project Status

Project is substantially complete. Work on the punchlist and minor scope items are in progress.

### Key Facts


Budget: \$2,781,652

Project Type: Renovations

District: District III - Manuel Rodriguez Jr.

Location: 7415 Harrisburg

## Information

Indicator	ID	Project/School/Facility	Budget
	C-291	Gallegos Elementary	\$2,781,652
	Target Construction Start		Target Construction Completion
	2nd Qtr. 2012		1st Qtr. 2013
	Phase		% of Phase
	Construction		90%
Project Team			
Manager		Justin Kilbride	
Architect		RDC Architects	
Contractor		Pyramid Constructors	
CMPA		Johnston, LLC	

# 2007 Bond Projects



## Garcia Elementary

Garcia Elementary is located in northeast Houston. The school's vision is a community that maximizes the potential for the whole child to be a successful, joyous lifelong learner in a diverse world.

### Scope of Work

Safety and security systems improvements.

### Project Status

Group 4 project – Design is in the CD (Construction Documents) stage. Drawings have been submitted to the City for review for building permit approval. Documents are anticipated to be issued for bidding in 2nd quarter, 2013.



### Key Facts

Budget: \$1,465,008


Project Type: Renovations

District: District II - Rhonda Skillern-Jones

Location: 9550 Aldine-Westfield

## Information

Indicator	ID	Project/School/Facility	Budget
	C-283	Garcia Elementary	\$1,465,008
	Target Construction Start		Target Construction Completion
	2nd Qtr. 2013		1st Qtr. 2014
	Phase		% of Phase
	Design		95%
Project Team			
Manager		Meredith Smith	
Architect		Natex Corporation	
Contractor		TBD	
CMPA		Turner/Trevino	



# 2007 Bond Projects



## Key Facts

Budget: \$1,250,726

Project Type: Renovations

District: District III - Manuel Rodriguez Jr.

Location: 7414 Fairway

## Golfcrest Elementary

Golfcrest Elementary is located in south Houston and was built in 1949. An addition was built in 1991. The school's mission is to be a community of lifelong learners, where students achieve high levels of academic and social success while participating in a safe, orderly, and inclusive environment.

## Scope of Work


Renovations including safety/security systems improvements, mechanical/electrical/plumbing systems improvements, roofing repairs, technology improvements, and ADA code compliance.

## Project Status

Group 4 project - The scope-to-budget verification report is complete and the architect's recommendations have been submitted to the CMPA for review.

This project is packaged with Codwell ES, Dodson ES, and Law ES.

## Information

Indicator	ID	Project/School/Facility	Budget
	C-159	Golfcrest Elementary	\$1,250,726
	Target Construction Start		Target Construction Completion
	3rd Qtr. 2013		2nd Qtr. 2014
	Phase		% of Phase
	Design		10%
Project Team			
Manager		Travis Stanford	
Architect		PBK Architects	
Contractor		TBD	
CMPA		ATSER	



# 2007 Bond Projects



## Grissom Elementary

Grissom Elementary is located in southwest Houston. The goal is to prepare students for the rigors of middle school and beyond with a focus on college readiness. The original school was built in 1966, and named after Virgil I. Grissom, one of the original NASA Project Mercury astronauts and a United States Air Force pilot.

### Scope of Work

Renovations including safety/security systems improvements, mechanical/electrical/plumbing systems improvements, new exterior doors, ceiling replacements, restrooms upgrades, door hardware replacements, a new PA system, new signage, paving repairs, a new canopy, and ADA code compliance.

### Project Status

Competitive Sealed Proposals (CSP) were received, and are being evaluated by procurement to determine the best value contractor.



### Key Facts

Budget: \$3,892,925

Project Type: Renovations


District: District IX - Lawrence Marshall

Location: 4900 Simsbrook

## Information

Indicator	ID	Project/School/Facility	Budget
	C-262	Grissom Elementary	\$3,892,925
	Target Construction Start		Target Construction Completion
	2nd Qtr. 2013		1st Qtr. 2014
	Phase		% of Phase
	Bid and Award		75%
Project Team			
Manager		Travis Stanford	
Architect		MLB and Associates	
Contractor		TBD	
CMPA		ATSER	





# 2007 Bond Projects



## Key Facts

Budget: \$2,142,370

Project Type: Renovations

District: District I - Anna Eastman

Location: 139 East 20th St

## Hamilton Middle School

Hamilton Middle Schools is a Vanguard magnet program located in the historic Houston Heights. The school, built in 1919, is designed in the neogothic style with soaring towers at its entrance.


## Scope of Work

Renovations including safety/security systems improvements, mechanical/electrical/plumbing systems improvements, new exterior doors and door hardware, restroom upgrades, elevator replacement and ADA code compliance.

## Project Status

The general contractor's surety is currently soliciting pricing bids to complete remaining work on the project and a revised schedule has been requested from the surety.

## Information

Indicator	ID	Project/School/Facility	Budget
	C-049	Hamilton Middle School	\$2,142,370
	Target Construction Start		Target Construction Completion
	3rd Qtr. 2011		1st Qtr. 2014
	Phase		% of Phase
	Construction		60%
Project Team			
Manager		Travis Stanford	
Architect		Ambrose McEnany & House Architects	
Contractor		RHJ-JOC	
CMPA		AECOM	

# 2007 Bond Projects



## J.R. Harris Elementary

J.R. Harris Elementary is located in southeast Houston. The goal of the school is to prepare students for the rigors of middle school and beyond.

Originally known as the Harrisburg School, this facility was built in 1895. In 1958, it was replaced with a new facility.

### Scope of Work

Renovations, including safety/security systems improvements, mechanical/electrical/plumbing systems improvements, and ADA code compliance.

### Project Status

Construction is complete and in the closeout phase. The closeout documents have been submitted to the architect for review. The project is under warranty.



### Key Facts

Budget: \$4,230,479

Project Type: Renovations

District: District III - Manuel Rodriguez Jr.

Location: 801 Broadway

## Information

Indicator	ID	Project/School/Facility	Budget
	C-166	J.R. Harris Elementary	\$4,230,479
	Target Construction Start		Target Construction Completion
	2nd Qtr. 2012		1st Qtr. 2013
	Phase		% of Phase
	Warranty		30%
Project Team			
Manager		Justin Kilbride	
Architect		Sustaita Architects	
Contractor		Drymalla Construction	
CMPA		Johnston, LLC	



# 2007 Bond Projects



## Key Facts

Budget: \$4,081,825

Project Type: Renovations

District: District VIII - Juliet K. Stipeche

Location: 1262 Mae Drive

## R.P. Harris Elementary

Roland P. Harris Elementary is located in east Houston. The mission of the school is to continuously empower every student with a means for successful achievement of high educational standards and challenge them to become productive members of society.


## Scope of Work

Renovations including safety/security systems improvements, mechanical/electrical/plumbing systems improvements, and ADA code compliance.

## Project Status

Phase 1 consisting of classrooms, restrooms and new electrical service are complete. Phase 2 classrooms and restrooms additions are currently in progress.

## Information

Indicator	ID	Project/School/Facility	Budget
	C-167	R.P. Harris Elementary	\$4,081,825
	Target Construction Start		Target Construction Completion
	4th Qtr. 2012		3rd Qtr. 2013
	Phase		% of Phase
	Construction		30%
Project Team			
Manager		Justin Kilbride	
Architect		Ambrose McEnany & House Architects	
Contractor		Prime Contractors	
CMPA		Johnston, LLC	

# 2007 Bond Projects



## Harvard Elementary

Harvard Elementary is located in the historic Houston Heights, where it offers an international baccalaureate program. The mission of the school is to empower each student with global awareness, knowledge, skills, and values necessary to make a better world.

### Scope of Work

Renovations including safety/security systems improvements, mechanical/electrical/plumbing systems improvements, new exterior doors and door hardware, restroom upgrades, elevator replacement and ADA code compliance.

### Project Status

The general contractor's surety is currently soliciting pricing bids to complete remaining work on the project and a revised schedule has been requested from the surety.



### Key Facts


Budget: \$1,989,761

Project Type: Renovations

District: District I - Anna Eastman

Location: 810 Harvard

## Information

Indicator	ID	Project/School/Facility	Budget
	C-169	Harvard Elementary	\$1,989,761
	Target Construction Start		Target Construction Completion
	3rd Qtr. 2011		1st Qtr. 2014
	Phase		% of Phase
	Construction		56%
Project Team			
Manager		Travis Stanford	
Architect		Ambrose McEnany & House Architects	
Contractor		RHJ-JOC	
CMPA		AECOM	



# 2007 Bond Projects



## J.P. Henderson Elementary

J.P. Henderson Elementary is located in the Lawndale/Wayside area of Houston. The school is focused on preparing students for the rigors of middle school and beyond with a college readiness focus.

### Scope of Work

Renovations including safety/security systems improvements, mechanical/electrical/plumbing systems improvements, and ADA code compliance.

### Project Status

Construction is complete and in the closeout phase. The closeout documents have been submitted to the architect for review. The project is under warranty.

### Key Facts


Budget: \$1,901,302

Project Type: Renovations

District: District VIII - Juliet K. Stipeche

Location: 1800 Dismuke

## Information

Indicator	ID	Project/School/Facility		Budget
	C-171	J. P. Henderson Elementary		\$1,901,302
	Target Construction Start		Target Construction Completion	
	2nd Qtr. 2012		3rd Qtr. 2012	
	Phase		% of Phase	
	Warranty		40%	
Project Team				
Manager		Bruce Green		
Architect		Sustaita Architects		
Contractor		Drymalla Construction		
CMPA		Johnston, LLC		



# 2007 Bond Projects



## Herrera Elementary

Herrera Elementary is located in northeast Houston. The school offers a magnet program in technology, an International Baccalaureate Primary Years Program, and a dual language program.

### Scope of Work

Renovations including a parking lot expansion, interior hardware replacement, select flooring replacement, upgrades to some restrooms and ADA code compliance.

### Project Status

Completion of the punchlist items is in progress.



### Key Facts


Budget: \$2,458,565

Project Type: Renovations

District: District I - Anna Eastman

Location: 525 Bennington

## Information

Indicator	ID	Project/School/Facility	Budget
	C-286	Herrera Elementary	\$2,458,565
	Target Construction Start		Target Construction Completion
	2nd Qtr. 2012		1st Qtr. 2013
	Phase		% of Phase
	Construction		97%
Project Team			
Manager		Meredith Smith	
Architect		Llewelyn-Davies Sahni	
Contractor		Horizon Group International	
CMPA		Turner/Trevino	



# 2007 Bond Projects



## Key Facts

Budget: \$9,064,876

Project Type: Renovations

District: District I - Anna Eastman

Location: 1100 Merrill

## Hogg Middle School

Hogg Middle School is located in the historic Heights area of Houston. The school offers a magnet program for Science, Technology, Engineering, and Mathematics. The school was named after James S. Hogg, the first native born governor of Texas. The Hogg estate donated the land on which Hogg Junior High School was built in 1926.


## Scope of Work

Renovations including safety/security systems improvements, mechanical/electrical/plumbing systems improvements, new lighting, a new bus canopy, paving repairs, restroom upgrades, improved interior finishes, auditorium seating, bleachers, signage, and ADA code compliance.

## Project Status

The scope-to-budget (STB) verification report have been approved and Schematic Design (SD) phases are in progress.

## Information

Indicator	ID	Project/School/Facility		Budget
	C-053	Hogg Middle School		\$9,064,876
	Target Construction Start		Target Construction Completion	
	3rd Qtr. 2013		3rd Qtr. 2014	
	Phase		% of Phase	
	Design		25%	
Project Team				
Manager		Travis Stanford		
Architect		English + Associates Architects		
Contractor		TBD		
CMPA		AECOM Design		

# 2007 Bond Projects



## Holland Middle School

Holland Middle School is located in east Houston and offers "four schools in one" with different educational programs. Those include the Holland Academy for Excellence, the Holland Accelerated Learning Academy, the Holland Prep Leadership Academy, and the Holland Science Technology Engineering & Math Academy.

### Scope of Work

Renovations including safety/security systems improvements, mechanical/electrical/plumbing systems improvements and ADA code compliance.

### Project Status

Phase 1 classroom renovations are complete. Phase 2 classroom renovations are currently in progress and anticipated to be completed by May 2013. Phase 3 is scheduled to start June 2013 and finish prior to the start of the 2013-2014 school year.



### Key Facts


Budget: \$3,219,773

Project Type: Renovations

District: District II - Rhonda Skillern-Jones

Location: 1600 Gellhorn

## Information

Indicator	ID	Project/School/Facility	Budget
	C-050	Holland Middle School	\$3,219,773
	Target Construction Start		Target Construction Completion
	4th Qtr. 2012		3rd Qtr. 2013
	Phase		% of Phase
	Construction		30%
Project Team			
Manager		Bruce Green	
Architect		Ambrose McEnany & House Architects	
Contractor		Prime Contractors	
CMPA		Johnston, LLC	



# 2007 Bond Projects



## Jackson Middle School

Jackson Middle School is located in the Eastwood area of Houston.

### Scope of Work

Renovations including safety/security systems improvements, mechanical/electrical/plumbing systems improvements, and ADA code compliance.

### Project Status

Closeout documents are being reviewed by the A/E. Miscellaneous scope items including library shelving, blinds, fire alarm and intercom repairs are currently being completed.

### Key Facts


Budget: \$14,369,597

Project Type: Renovations

District: District VIII - Juliet K. Stipeche

Location: 5100 Polk

## Information

Indicator	ID	Project/School/Facility	Budget
	C-054	Jackson Middle School	\$14,369,597
	Target Construction Start		Target Construction Completion
	1st Qtr. 2011		3rd Qtr. 2012
	Phase		% of Phase
	Warranty		58%
Project Team			
Manager		Bruce Green	
Architect		AUTOARCH Architects	
Contractor		Summit Builders	
CMPA		Johnston, LLC	



# 2007 Bond Projects



## Jefferson Elementary

Jefferson Elementary is located in north-central Houston. The school's goal is to provide a positive and challenging learning environment conducive to meeting the cognitive, physical, and psychological needs of each student while preparing them to become successful and productive citizens.

### Scope of Work

Renovations including safety/security systems improvements, mechanical/electrical/plumbing systems improvements, and ADA code compliance.

### Project Status

Construction progress is in its final closeout phase. The general contractor's surety will complete remaining work on the project.



### Key Facts


Budget: \$1,451,959

Project Type: Renovations


District: District I - Anna Eastman

Location: 5000 Sharman

## Information

Indicator	ID	Project/School/Facility		Budget
	C-182	Jefferson Elementary		\$1,451,959
	Target Construction Start		Target Construction Completion	
	1st Qtr. 2012		4th Qtr. 2012	
	Phase		% of Phase	
	Warranty		40%	
Project Team				
Manager		Meredith Smith		
Architect		Corgan+PBA		
Contractor		RHJ-JOC		
CMPA		Turner/Trevino		





# 2007 Bond Projects



## Key Facts

Budget: \$7,029,658

Project Type: Renovations

District: District V - Michael L. Linceford

Location: 10410 Manhattan

## Johnston Middle School

Johnston Middle School is located in the Meyerland area of Houston. The school was built in 1959 and offers a magnet program for the performing and visual arts.


## Scope of Work

Renovations including safety/security systems improvements, mechanical/electrical/plumbing systems improvements, refurbishing exterior and interior finishes, science laboratory upgrades, and ADA code compliance modifications.

## Project Status

Construction progress is in its final closeout phase. The architect and program manager are overseeing the final closeout including account reconciliation.

## Information

Indicator	ID	Project/School/Facility	Budget
	C-055	Johnston Middle School	\$7,029,658
	Target Construction Start		Target Construction Completion
	1st Qtr. 2011		3rd Qtr. 2014
	Phase		% of Phase
	Construction		88%
Project Team			
Manager		Bruce Green	
Architect		RWS Architects	
Contractor		Fort Bend Mechanical	
CMPA		Rice & Gardner	

# 2007 Bond Projects



## Kennedy Elementary

Kennedy Elementary School is a new campus built on the grounds of the former Allen Elementary School in Houston's Independence Heights neighborhood. The school is dedicated to preparing students to constructively participate in society.

Kennedy offers a variety of academic programs including, neighborhood gifted and talented, speech, life skills, and inclusion for resource students. In addition to these programs, Kennedy offers Bilingual Education in pre-kindergarten through fourth grade and English as a Second Language in kindergarten through fifth grades.



## Scope of Work

New school.

## Project Status

The project has been closed out and the 1-year warranty period is complete. The final project accounting is nearing completion.

## Key Facts

Budget: \$16,881,332

Project Type: Consolidation

District: District II - Rhonda Skillern-Jones

Location: 400 Victoria

## Information

Indicator	ID	Project/School/Facility	Budget
	C-103	Allen / Kennedy Elementary	\$16,881,332
	Target Construction Start		Target Construction Completion
	1st Qtr. 2010		1st Qtr. 2012
	Phase		% of Phase
	Warranty		100%
Project Team			
Manager		Bruce Green	
Architect		Matrix Spencer, Inc.	
Contractor		Comex Corporation	
CMPA		N/A	



# 2007 Bond Projects



## Key Middle School

Key Middle School is located in the Kashmere Gardens area of northeast Houston.

## Scope of Work

Renovations including safety/security systems improvements, mechanical/electrical/plumbing systems improvements, and ADA code compliance modifications.

## Project Status

The scope evaluation has been completed and the budget verification/reconciliation process is underway. This work will augment various building envelop and air conditioning system upgrades performed on this campus during the very early stages of the 2007 bond program.

### Key Facts


Budget: \$4,304,767

Project Type: Renovations

District: District II - Rhonda Skillern-Jones

Location: 4000 Kelley

## Information

Indicator	ID	Project/School/Facility	Budget
	C-079	Key Middle School	\$4,304,767
	Target Construction Start		Target Construction Completion
	1 Qtr. 2014		3 Qtr. 2014
	Phase		% of Phase
	Planning		50%
Project Team			
Manager		Meredith Smith	
Architect		SHW Group	
Contractor		TBD	
CMPA		Turner/Trevino	

# 2007 Bond Projects



## Kolter Elementary

Kolter Elementary is located in the Meyerland area of Houston. The school originally opened in 1960 and offers a Foreign Language Magnet School where children in grades K-5 study a foreign language and culture.

### Scope of Work

Renovations including safety/security systems improvements and ADA code compliance.

### Project Status

Group 4 project – General contractor proposals have been received and are under review.



### Key Facts


Budget: \$688,624


Project Type: Renovations

District: District V - Michael L. Lunceford

Location: 9710 Runnymede

## Information

Indicator	ID	Project/School/Facility		Budget
	C-189	Kolter Elementary		\$688,624
	Target Construction Start		Target Construction Completion	
	2nd Qtr. 2013		3rd Qtr. 2013	
	Phase		% of Phase	
	Bid and Award		95%	
Project Team				
Manager		Bruce Green		
Architect		Cre8 Architects		
Contractor		TBD		
CMPA		Rice & Gardner		



# 2007 Bond Projects



## Law Elementary

Law Elementary is located in southeast Houston where it offers a focus on Science, Technology, Engineering and Math (STEM).

### Scope of Work

Renovations including safety/security systems improvements, mechanical/electrical/plumbing systems improvements, technology improvements, and ADA code compliance.

### Project Status

Group 4 project – The scope-to-budget verification report is complete and the architect's recommendations have been submitted to the CMPA for review.

### Key Facts


Budget: \$1,365,658

Project Type: Renovations

District: District IX - Lawrence Marshall

Location: 12401 South Coast

## Information

Indicator	ID	Project/School/Facility		Budget
	C-263	Law Elementary		\$1,365,658
	Target Construction Start		Target Construction Completion	
	3rd Qtr. 2013		2nd Qtr. 2014	
	Phase		% of Phase	
	Design		10%	
Project Team				
Manager		Travis Stanford		
Architect		PBK Architects		
Contractor		TBD		
CMPA		ATSER		



# 2007 Bond Projects



## Lockhart Elementary

Lockhart Elementary is located in south central Houston. The goal of the school is to prepare its students for the rigors of middle school and establish a foundation for students to become productive members of society.

### Scope of Work

New school for 750 students.

### Project Status

Construction of the new school is complete and it opened for students and staff on Aug. 27, 2012. The warranty work is being addressed.



### Key Facts


Budget: \$18,240,000

Project Type: Consolidation

District: District IV - Paula M. Harris

Location: 3200 Rosedale

## Information

Indicator	ID	Project/School/Facility	Budget
	C-195	Lockhart Elementary	\$18,240,000
	Target Construction Start		Target Construction Completion
	2nd Qtr. 2011		2nd Qtr. 2012
	Phase		% of Phase
	Warranty		83%
Project Team			
Manager		Travis Stanford	
Architect		Harrison Kornberg Architects	
Contractor		Turner Construction	
CMPA		N/A	



# 2007 Bond Projects



## Key Facts

Budget: \$10,376,417

Project Type: Renovations

District: District V - Michael L. Luncford

Location: 6501 Bellaire Blvd.

## Long Middle School

Jane Long Middle School was built in 1957 and named after Jane Wilkinson Long, the "Mother of Texas." The school features a Houston Innovative Learning Zone to help bridge the gap between the classroom and the workforce with classes to help prepare students for colleges and careers. Specifically, Long offers the School of Pharmacy Technology and is adding a high school grade each year starting in the fall of 2013 until it is a 6-12 program.


## Scope of Work

Renovations, including safety/security systems improvements, mechanical/electrical/plumbing systems improvements, new lighting and interior finishes, door and window replacements, elevator controls, paving repairs, roof repairs, a new PA system and ADA compliance. This project will add a new entry, marquee, and a canopy for bus pick-up and drop-off.


## Project Status

Construction progress is in its final closeout phase. The architect and program manager are overseeing the final closeout including account reconciliation.

## Information

Indicator	ID	Project/School/Facility	Budget
	C-059	Long Middle School	\$10,376,417
	Target Construction Start		Target Construction Completion
	4th Qtr. 2010		3rd Qtr. 2011
	Phase		% of Phase
	Warranty		90%
Project Team			
Manager		Bruce Green	
Architect		VLK Architects	
Contractor		Fort Bend Mechanical	
CMPA		Rice & Gardner	

# 2007 Bond Projects



## Lyons Elementary

Lyons Elementary is located in north Houston and offers an academic program that prepares young people for the rigors of middle school. The facility was built in 1970.

### Scope of Work

Renovations including safety/security systems improvements.

### Project Status

Group 4 project – Design is in the CD (Construction Documents) stage. Drawings have been submitted to the City of Houston for review and for building permit approval. Documents are anticipated to be issued for bidding in April.



### Key Facts


Budget: \$1,750,406

Project Type: Renovations

District: District I - Anna Eastman

Location: 800 Roxella

## Information

Indicator	ID	Project/School/Facility		Budget
	C-128	Lyons Elementary		\$1,750,406
	Target Construction Start		Target Construction Completion	
	2nd Qtr. 2013		1st Qtr. 2014	
	Phase		% of Phase	
	Design		95%	
Project Team				
Manager		Meredith Smith		
Architect		Natex Architects		
Contractor		TBD		
CMPA		Turner/Trevino		



# 2007 Bond Projects



## Key Facts

Budget: \$1,369,894

Project Type: Renovations

District: District IV - Paula M. Harris

Location: 4801 LaBranch

## MacGregor Elementary

MacGregor Elementary, located in south central Houston, was originally opened in 1922 under the name of Southmore. The name was changed to MacGregor in 1930. The school offers a music and science magnet program.


## Scope of Work

Renovations including safety/security systems improvements, mechanical/electrical/plumbing systems improvements, new lighting, the resolution of structural issues, door replacements, PA system, and ADA code compliance. Project scope expanded through a budget reallocation to include site improvements and other capital-related improvements.

## Project Status

Group 4 project - The scope-to-budget verification report is complete and the architect's recommendations have been approved. Preliminary design work has begun. Installation of safety and security items were completed during spring break.

## Information

Indicator	ID	Project/School/Facility	Budget
	C-201	MacGregor Elementary	\$1,369,894
	Target Construction Start		Target Construction Completion
	2nd Qtr. 2014		3rd Qtr. 2014
	Phase		% of Phase
	Design		20%
Project Team			
Manager		Travis Stanford	
Architect		RWS Architects	
Contractor		TBD	
CMPA		AECOM	

# 2007 Bond Projects



## R. Martinez Elementary

Martinez Elementary is located in east Houston. The current school was dedicated on November 11, 1992, and named after the late Raul C. Martinez, who was the first Hispanic to be admitted to the Houston Police Department.

### Scope of Work

Renovations including safety/security systems improvements, mechanical/electrical/plumbing systems improvements, and ADA code compliance.

### Project Status

The project is substantially complete. The contractor is addressing punch list items identified by the architect and campus staff. The wheel chair lift and minor items remain.



### Key Facts

Budget: \$2,851,349

Project Type: Renovations


District: District VIII - Juliet K. Stipeche

Location: 7211 Market

## Information

Indicator	ID	Project/School/Facility	Budget
	C-298	R. Martinez Elementary	\$2,851,349
	Target Construction Start		Target Construction Completion
	2nd Qtr. 2012		1st Qtr. 2013
	Phase		% of Phase
	Construction		99%
Project Team			
Manager		Bruce Green	
Architect		English + Associates Architects	
Contractor		Prime Contractors	
CMPA		Johnston, LLC	





# 2007 Bond Projects



## Key Facts

Budget: \$10,899,246

Project Type: Renovations

District: District VIII - Juliet K. Stipeche

Location: 5910 Market

## McReynolds Middle School

McReynolds Middle School is located in east Houston and offers specialized programs in public speaking and leadership development.


## Scope of Work

Renovations including safety/security systems improvements, mechanical/electrical/plumbing, and ADA code compliance. This project will also include an addition to the school that features a science lab and classrooms.

## Project Status

The building steel erection is complete and the installation of the exterior framing is in progress. Phase 1 renovations are complete. Phase 2 is in progress consisting of classroom renovations and the auditorium HVAC work.

## Information

Indicator	ID	Project/School/Facility		Budget
	C-062	McReynolds Middle School		\$10,899,246
	Target Construction Start		Target Construction Completion	
	3rd Qtr. 2012		2nd Qtr. 2013	
	Phase		% of Phase	
	Construction		70%	
Project Team				
Manager		Bruce Green		
Architect		AUTOARCH Architects		
Contractor		Satterfield & Pontikes		
CMPA		Johnston, LLC		

# 2007 Bond Projects



## Neff Elementary

Located in southwest Houston, Neff is committed to working collaboratively to provide a rigorous and diverse educational program that addresses the needs and multiple learning styles of all students. The school was designed to optimize academic instruction and support specialist programs like dance, piano, music, art, computers, drama, P.E., and science.

### Scope of Work

New school for 750 students.

### Project Status

The Project is complete and the 1 year warranty period is in progress. The final project accounting is nearing completion.



### Key Facts


Budget: \$15,117,458

Project Type: New Schools: Relief

District: District VI - Greg Meyers

Location: 8301 Neff St.

## Information

Indicator	ID	Project/School/Facility		Budget
	C-394	Neff Elementary		\$15,117,458
	Target Construction Start		Target Construction Completion	
	3rd Qtr. 2011		3rd Qtr. 2012	
	Phase		% of Phase	
	Warranty		90%	
Project Team				
Manager		Bruce Green		
Architect		Professional Design Group		
Contractor		Satterfield & Pontikes		
CMPA		N/A		



# 2007 Bond Projects



## Key Facts

Budget: \$1,910,526

Project Type: Renovations

District: District VIII - Juliet K. Stipeche

Location: 10044 Wallisville Rd.

## Oates Elementary

Oates Elementary is in northeast Houston. The school is named after James Wyatt Oates, the son of one of the early settlers of Texas. The campus named for him originally opened in 1929 as a junior high school and became an elementary school in 1957.


## Scope of Work

Renovations including safety/security systems improvements, mechanical/electrical/plumbing systems improvements, and ADA code compliance.


## Project Status

Construction is complete and in the closeout phase. The closeout documents have been submitted to the architect for review. The project is under warranty.

## Information

Indicator	ID	Project/School/Facility		Budget
	C-212	Oates Elementary		\$1,910,526
	Target Construction Start		Target Construction Completion	
	2nd Qtr. 2012		4th Qtr. 2012	
	Phase		% of Phase	
	Warranty		40%	
Project Team				
Manager		Justin Kilbride		
Architect		Sustaita Architects		
Contractor		Drymalla Construction		
CMPA		Johnston, LLC		

# 2007 Bond Projects



## Osborne Elementary

Osborne Elementary is located in north Houston in the Acres Homes community. It was built in 1961 to relieve overcrowding at Wesley Elementary. The school offers an academic program to prepare its students for the rigors of middle school.

### Scope of Work

Renovations including safety/security systems improvements, mechanical/electrical/plumbing systems improvements, restroom upgrades, elevator installation, and ADA code compliance.

### Project Status

Construction is complete. The remaining punchlist work is to be verified for completion in early April. Warranty items are being addressed.



### Key Facts


Budget: \$4,908,574

Project Type: Renovations

District: District II - Rhonda Skillern-Jones

Location: 800 Ringold

## Information

Indicator	ID	Project/School/Facility	Budget
	C-213	Osborne Elementary	\$4,908,574
	Target Construction Start		Target Construction Completion
	1st Qtr. 2011		2nd Qtr. 2012
	Phase		% of Phase
	Warranty		95%
Project Team			
Manager		Meredith Smith	
Architect		PGAL Architects	
Contractor		Prime Contractors	
CMPA		Turner/Trevino	



# 2007 Bond Projects



## Key Facts

Budget: \$3,034,406

Project Type: Renovations

District: District IX - Lawrence Marshall

Location: 14404 Waterloo

## Petersen Elementary

Petersen Elementary is located in central southwest Houston. The school was established in 1960 and is located about five miles southeast of Reliant Center. The school's mission is to strengthen the capacities of each student and consciously prepare them for the challenges to come.

## Scope of Work

Renovations including safety/security systems improvements, mechanical/electrical/plumbing systems improvements, new lighting, new signage, door and hardware replacements, additional parking, a new PA system, new fencing, and ADA code compliance.

## Project Status

Renovation work is substantially complete and punch list corrections are in process.

## Information

Indicator	ID	Project/School/Facility	Budget
	C-265	Petersen Elementary	\$3,034,406
	Target Construction Start		Target Construction Completion
	3rd Qtr. 2012		4th Qtr. 2012
	Phase		% of Phase
	Warranty		25%
Project Team			
Manager		Travis Stanford	
Architect		Studio Red Architects	
Contractor		Drymalla Construction	
CMPA		ATSER	



# 2007 Bond Projects



## Pleasantville Elementary

Pleasantville Elementary is located in northeast Houston, where it offers a Vanguard program designed to meet the educational needs of the gifted and talented students through a differentiated curriculum. Pleasantville's Vanguard program includes project-based learning dedicated to serving the gifted and talented learners.

### Scope of Work

Renovations including safety/security systems improvements, mechanical/electrical/plumbing systems improvements, and ADA code compliance.

### Project Status

Phase 1 and 2 classroom, office, restroom renovation and window replacement are complete. Phase 3 is in progress and consists of classroom and restroom renovations.



### Key Facts

Budget: \$4,190,456

Project Type: Renovations

District: District II - Rhonda Skillern-Jones

Location: 1431 Gellhorn

## Information

Indicator	ID	Project/School/Facility	Budget
	C-220	Pleasantville Elementary	\$4,190,456
	Target Construction Start		Target Construction Completion
	2nd Qtr. 2012		1st Qtr. 2013
	Phase		% of Phase
	Construction		60%
Project Team			
Manager		Justin Kilbride	
Architect		RDC Architects	
Contractor		Pyramid Constructors	
CMPA		Johnston, LLC	



# 2007 Bond Projects



## Port Houston Elementary

Port Houston Elementary is located in east Houston, where it offers an academic program to prepare its students for the rigors of middle school.

### Scope of Work

Renovations including safety/security systems improvements, mechanical/electrical/plumbing systems improvements, and ADA code compliance.

### Project Status

The project has been bid and is currently being evaluated for cost and scope. Safety and security needs are being addressed in the interim.

### Key Facts


Budget: \$996,819

Project Type: Renovations

District: District VIII - Juliet K. Stipeche

Location: 1800 McCarty

## Information

Indicator	ID	Project/School/Facility	Budget
	C-222	Port Houston Elementary	\$996,819
	Target Construction Start		Target Construction Completion
	TBD		TBD
	Phase		% of Phase
	Bid and Award		95%
Project Team			
Manager		Bruce Green	
Architect		STOA International Architects	
Contractor		TBD	
CMPA		Johnston, LLC	

# 2007 Bond Projects



## Pugh Elementary

Pugh Elementary is located in the Denver Harbor area of Houston, where it offers a magnet program in technology and science.

### Scope of Work

Renovations, including safety/security systems improvements, mechanical/electrical/plumbing systems improvements, and ADA code compliance.

### Project Status

Group 4 project – The scope-to-budget verification report is complete and the architect's recommendations have been approved. Preliminary design work has begun.



### Key Facts


Budget: \$2,928,984

Project Type: Renovations

District: District VIII - Juliet K. Stipeche

Location: 1147 Kress

## Information

Indicator	ID	Project/School/Facility		Budget
	C-223	Pugh Elementary		\$2,928,984
	Target Construction Start		Target Construction Completion	
	4th Qtr. 2013		4th Qtr. 2014	
	Phase		% of Phase	
	Design		20%	
Project Team				
Manager		Bruce Green		
Architect		RdIR Architects		
Contractor		TBD		
CMPA		Johnston, LLC		



# 2007 Bond Projects



## Key Facts

Budget: \$27,657,944

Project Type: New Schools: Relief

District: District IX - Lawrence Marshall

Location: 4842 Anderson Road

## Reagan K-8 Education Center

The Billy Reagan K-8 Educational Center serves elementary and middle school students in south Houston, and was built to serve as a relief school because of overcrowding at surrounding facilities.

The school offers a two-way dual language program to its kindergarten class in an effort to develop full bilingualism and bi-literacy for all students. The goal is to address the global marketplace for a multilingual workforce in the 21st century.


## Scope of Work

New school for 900 students.

## Project Status

The new school opened for the 2012-2013 school year. Construction is complete.

## Information

Indicator	ID	Project/School/Facility		Budget
	C-382	Reagan K-8 Education Center		\$27,657,944
	Target Construction Start		Target Construction Completion	
	2nd Qtr. 2011		3rd Qtr. 2012	
	Phase		% of Phase	
	Warranty		60%	
Project Team				
Manager		Meredith Smith		
Architect		PBK Architects		
Contractor		Anslow-Bryant		
CMPA		N/A		

# 2007 Bond Projects



## Revere Middle School

Revere Middle School is located in the Briar Forest area of west Houston. It offers a magnet program in science, technology, engineering, and math. The school first opened as Palisades-Brentwood Junior High in 1955. The following year it was renamed Revere Middle School. A new facility was built in 1970.

### Scope of Work

Renovations including safety/security systems improvements, mechanical/electrical/plumbing systems improvements, upgrades to the science laboratory, ADA code compliance and site improvements.

### Project Status

Construction contract anticipated to be awarded in 2nd quarter of 2013.



### Key Facts

Budget: \$1,516,957

Project Type: Renovations

District: District VI - Greg Meyers

Location: 10502 Briar Forest

## Information

Indicator	ID	Project/School/Facility		Budget
	C-060	Revere Middle School		\$1,516,957
	Target Construction Start		Target Construction Completion	
	2nd Qtr. 2013		1st Qtr. 2014	
	Phase		% of Phase	
	Bid and Award		99%	
Project Team				
Manager		Meredith Smith		
Architect		Sustaita Architects		
Contractor		TBD		
CMPA		Rice & Gardner		





# 2007 Bond Projects



## T.H. Rogers K-8

T.H. Rogers is devoted to providing the best education for special needs and gifted children from across the district for students in grades K-8.

### Scope of Work

Renovations including safety/security improvements, mechanical/electrical/plumbing system improvements, science laboratory upgrades, exterior and interior finishes, site work, technology systems, and ADA code compliance.

### Project Status

Group 4 project – General contractor proposals have been received and are under review.

### Key Facts


Budget: \$7,000,622

Project Type: Renovations

District: District VII - Harvin C. Moore

Location: 5840 San Felipe

### Information

Indicator	ID	Project/School/Facility		Budget
	C-039	T.H. Rogers K-8		\$7,000,622
	Target Construction Start		Target Construction Completion	
	2nd Qtr. 2013		1st Qtr. 2014	
	Phase		% of Phase	
	Bid and Award		99%	
Project Team				
Manager		Bruce Green		
Architect		Sustaita Architects		
Contractor		TBD		
CMPA		Rice & Gardner		

# 2007 Bond Projects



## Roosevelt Elementary

Roosevelt Elementary School is located in north Houston and offers a Vanguard program. The school is committed to providing all children with the opportunity to develop mastery and application of the fundamental academic and social skills to develop them to become responsible and productive citizens in a multicultural and diverse society.

### Scope of Work

Replacement school on the existing campus.

### Project Status

The project has been closed out and the 1-year warranty period is complete. The final project accounting is nearing completion.



### Key Facts

Budget: \$15,837,685


Project Type: New Schools: Replacements

District: District I - Anna Eastman

Location: 6700 Fulton

## Information

Indicator	ID	Project/School/Facility	Budget
	C-231	Roosevelt Elementary	\$15,837,685
	Target Construction Start		Target Construction Completion
	3rd Qtr. 2010		2nd Qtr. 2012
	Phase		% of Phase
	Warranty		100%
Project Team			
Manager		Bruce Green	
Architect		RWS Architects	
Contractor		Gamma Construction	
CMPA		N/A	



# 2007 Bond Projects



## Key Facts

Budget: \$3,835,444

Project Type: Renovations

District: District II - Rhonda Skillern-Jones

Location: 2819 Bay

## Ross Elementary

Ross Elementary is located in northeast Houston, where it offers a magnet program in Science, Technology, Engineering and Mathematics (STEM). The goal of the school is to provide students with the preparatory tools necessary to become successful Americans and to be able to assimilate and compete in a rapidly changing, multicultural, and technological society.


## Scope of Work

Renovations including safety/security systems improvements, mechanical/electrical/plumbing systems improvements, roof repairs, restroom upgrades, science laboratory upgrades, new elevator installation, and ADA code compliance. A trustee allocation also was approved for campus beautification and exterior renovation.

## Project Status

Phase I construction of site and office work is complete. Design has begun for the Phase II renovations.

## Information

Indicator	ID	Project/School/Facility		Budget
	C-232	Ross Elementary		\$3,835,444
	Target Construction Start		Target Construction Completion	
	1st Qtr. 2014		3rd Qtr. 2014	
	Phase		% of Phase	
	Design		5%	
Project Team				
Manager		Meredith Smith		
Architect		Harrison Kornberg Architects		
Contractor		TBD		
CMPA		Turner/Trevino		

# 2007 Bond Projects



## Rusk Elementary

The Rusk School enrolls students in grades K-8 at its campus near Houston's downtown. The school offers a magnet program in Science, Technology, Engineering and Mathematics (STEM).

### Scope of Work

A middle school addition and renovations including safety/security systems improvements, mechanical/electrical/plumbing systems improvements, and ADA code compliance.

### Project Status

Construction has started and the building pad is underway.



### Key Facts


Budget: \$9,889,041

Project Type: Expansions

District: District VIII - Juliet K. Stipeche

Location: 2805 Garrow

## Information

Indicator	ID	Project/School/Facility		Budget
	C-234	Rusk Elementary		\$9,889,041
	Target Construction Start		Target Construction Completion	
	1st Qtr. 2013		4th Qtr. 2013	
	Phase		% of Phase	
	Construction		5%	
Project Team				
Manager		Bruce Green		
Architect		STOA International Architects		
Contractor		Satterfield & Pontikes		
CMPA		Johnston, LLC		





# 2007 Bond Projects



## Ryan Middle School

Ryan Middle School is located in Houston's third ward.

### Scope of Work

Renovations including safety/security systems improvements, mechanical/electrical/plumbing systems improvements, restroom upgrades, window replacements, and ADA code compliance.

### Project Status

A meeting with the project team to determine new requirements to the scope of work was conducted in March 2013. A recommendation of scope will be based on this walk-through, as well as on the direction provided by HISD Academics in support of the school's new program.

### Key Facts


Budget: \$6,790,556

Project Type: Renovations

District: District IV - Paula M. Harris

Location: 2610 Elgin

## Information

Indicator	ID	Project/School/Facility	Budget
	C-066	Ryan Middle School	\$6,790,556
	Target Construction Start		Target Construction Completion
	2nd Qtr. 2013		TBD
	Phase		% of Phase
	Design		10%
Project Team			
Manager		Derrick Sanders	
Architect		Harrison Kornberg Architects	
Contractor		TBD	
CMPA		ATSER	



# 2007 Bond Projects



## Sanchez Elementary

Sanchez Elementary is located in southeast Houston, where the school's mission is to provide equal opportunities for all students with emphasis on academic growth, social development, cultural enrichment, and parental involvement.

### Scope of Work

Renovations including safety/security systems improvements, mechanical/electrical/plumbing systems improvements and ADA compliance.

### Project Status

Group 4 project - The scope-to-budget verification report is complete and the architect's recommendations have been approved. Preliminary design work has begun.



### Key Facts

Budget: \$802,211


Project Type: Renovations

District: District III - Manuel Rodriguez Jr.

Location: 2700 Berkley

## Information

Indicator	ID	Project/School/Facility	Budget
	C-281	Sanchez Elementary	\$802,211
	Target Construction Start		Target Construction Completion
	4th Qtr. 2013		3rd Qtr. 2014
	Phase		% of Phase
	Design		20%
Project Team			
Manager		Bruce Green	
Architect		Courtney Harper + Partners Architects	
Contractor		TBD	
CMPA		Johnston, LLC	



# 2007 Bond Projects



## Scarborough Elementary

Scarborough Elementary is located in northeast Houston. The school's mission is to "create, develop, and sustain a college bound culture for all students."

### Scope of Work

Renovations including safety/security systems improvements, mechanical/electrical/plumbing systems improvements, window replacements, classroom casework replacement, the addition of an elevator and ADA code compliance.

### Project Status

Construction is complete. The remaining punchlist work is to be verified for completion in early April. Warranty items are being addressed.

### Key Facts


Budget: \$5,965,490

Project Type: Renovations

District: District II - Rhonda Skillern-Jones

Location: 3021 Little York

## Information

Indicator	ID	Project/School/Facility	Budget
	C-237	Scarborough Elementary	\$5,965,490
	Target Construction Start		Target Construction Completion
	1st Qtr. 2011		1st Qtr. 2012
	Phase		% of Phase
	Warranty		99%
Project Team			
Manager		Meredith Smith	
Architect		PGAL Architects	
Contractor		Prime Contractors	
CMPA		Turner/Trevino	

# 2007 Bond Projects



## Shearn Elementary

Shearn Elementary is located in the southwest area of Houston, where the mission of the school is to develop creative and inquiring individuals who love learning, have a sense of global responsibility, and respect others.

### Scope of Work

Renovations including safety/security systems improvements, mechanical/electrical/plumbing systems improvements, site work, new exterior and interior finishes, technology systems improvements, and ADA code compliance. The Project scope was expanded through a budget reallocation to include electrical upgrades and other capital related improvements.

### Project Status

Group 4 project – General contractor proposals have been received and are under review.



### Key Facts

Budget: \$2,404,541

Project Type: Renovations

District: District IV - Paula M. Harris

Location: 9802 Stella Link

## Information

Indicator	ID	Project/School/Facility	Budget
	C-239	Shearn Elementary	\$2,404,541
	Target Construction Start		Target Construction Completion
	2nd Qtr. 2013		3rd Qtr. 2013
	Phase		% of Phase
	Bid and Award		95%
Project Team			
Manager		Bruce Green	
Architect		Cre8 Architects	
Contractor		TBD	
CMPA		Rice & Gardner	



# 2007 Bond Projects



## Sherman Elementary

Sherman Elementary is located northeast of downtown Houston. The school's goal is to develop students into lifelong learners.

### Scope of Work

New school for 750 students.

### Project Status

The project is progressing with the roof dry-in and completed masonry in the administration area and in the Pre-K area. Masonry at the Kindergarten area and the metal framing at the high corridors has started.

### Key Facts

Budget: \$18,002,731

Project Type: Consolidation

District: District VIII - Juliet K. Stipeche

Location: 1909 Mckee Street

## Information

Indicator	ID	Project/School/Facility	Budget
	C-240	Sherman Elementary	\$18,002,731
	Target Construction Start		Target Construction Completion
	3rd Qtr. 2012		3rd Qtr. 2013
	Phase		% of Phase
	Construction		50%
Project Team			
Manager		Travis Stanford	
Architect		Perspectiva Architects	
Contractor		Comex Corporation	
CMPA		N/A	

# 2007 Bond Projects



## Smith Elementary

Katherine Smith Elementary school is located in northwest Houston. The school opened in 1954 and was named for longtime educator Katherine Hoyt Smith (1876-1970).

### Scope of Work

School expansion

### Project Status

As a result of funding increases, office area buildout, parking lot and other features will be added to this contract by change order. Library and cafeteria will be added under a separate construction contract. This will extend finish date by 4-6 months. Move-in is scheduled to be completed in summer 2014.



### Key Facts

Budget: \$17,059,186

Project Type: Expansions

District: District II - Rhonda Skillern-Jones

Location: 4802 Chrystell

## Information

Indicator	ID	Project/School/Facility		Budget
	C-242	Smith Elementary		\$17,059,186
	Target Construction Start		Target Construction Completion	
	Phase 1: 4th Qtr. 2012 Phase 2: 3rd Qtr. 2013		Phase 1: 4th Qtr. 2013 Phase 2: 2nd Qtr. 2014	
	Phase		% of Phase	
	Construction		28%	
Project Team				
Manager		Travis Stanford		
Architect		Brave Architecture		
Contractor		Comex Corporation		
CMPA		N/A		





# 2007 Bond Projects



## Southmayd Elementary

Southmayd Elementary is located in southeast Houston. The mission of the school is to provide opportunities that challenge, support, and encourage successful learning for all students. The original school was built in 1936.

### Scope of Work

Renovations including safety/security systems improvements, mechanical/electrical/plumbing systems improvements, and ADA code compliance. This project will include an addition to the school that features a library, multi-purpose room and administrative office.

### Project Status

The contractor has begun the earthwork for the new Library/Admin building and will begin the asbestos removal in the three small buildings to be demolished to allow for construction of the new Multi-Purpose Building.

### Key Facts


Budget: \$12,100,004

Project Type: Expansions

District: District III - Manuel Rodriguez Jr.

Location: 1800 Coral

## Information

Indicator	ID	Project/School/Facility	Budget
	C-244	Southmayd Elementary	\$12,100,004
	Target Construction Start		Target Construction Completion
	3rd Qtr. 2012		4th Qtr. 2013
	Phase		% of Phase
	Construction		11%
Project Team			
Manager		Bruce Green	
Architect		Collaborate Architects	
Contractor		Morganti Construction	
CMPA		Johnston, LLC	

# 2007 Bond Projects



## Stevenson Middle School

Stevenson Middle School offers a magnet program in science, technology, engineering, and mathematics at its campus in south Houston. The school opened in 1994 as a relief school for Deady Middle School.

### Scope of Work

Renovations including safety/security systems improvements, mechanical/electrical/plumbing systems improvements, and ADA code compliance.

### Project Status

The new controls and control valve installations are nearing completion. The testing and balancing of the HVAC system systems is in progress. Electrical work for renovated computer labs and roof repairs remain.



### Key Facts


Budget: \$3,649,258

Project Type: Renovations

District: District III - Manuel Rodriguez Jr.

Location: 9595 Winkler

## Information

Indicator	ID	Project/School/Facility	Budget
	C-098	Stevenson Middle School	\$3,649,258
	Target Construction Start		Target Construction Completion
	2nd Qtr. 2012		2nd Qtr. 2013
	Phase		% of Phase
	Construction		91%
Project Team			
Manager		Bruce Green	
Architect		RWS Architects	
Contractor		Prime Contractors	
CMPA		Johnston, LLC	



# 2007 Bond Projects



## Sugar Grove Academy

Sugar Grove Academy is located in southwest Houston. The goal of the schools is to create rigorous levels of learning for each child in every classroom so that students can be college- and career-ready upon leaving Sugar Grove Academy. Under the 2002 bond program, a new school replaced former church and portable school facilities that were purchased in 1995.

### Scope of Work

Renovations to convert the former elementary school into a middle school, as well as renovations to the science classrooms and construction of a new gymnasium.

### Project Status

The new gym opened in January 2013.  
The contractor is completing punch list items.

### Key Facts

Budget: \$4,700,455  
Project Type: Expansions  
District: District VI - Greg Meyers  
Location: 8405 Bonhomme

## Information

Indicator	ID	Project/School/Facility		Budget
	C-163	Sugar Grove Academy		\$4,700,455
	Target Construction Start		Target Construction Completion	
	3rd Qtr. 2012		1st Qtr. 2013	
	Phase		% of Phase	
	Warranty		25%	
Project Team				
Manager		Meredith Smith		
Architect		Courtney Harper + Partners Architects		
Contractor		Horizon Group International		
CMPA		N/A		

# 2007 Bond Projects



## Sutton Elementary

Sutton Elementary is located in southwest Houston near Bayland Park. The school's mission is to educate students to excel academically and socially in a safe environment conducive to learning.

### Scope of Work

Renovations including safety/security systems improvements, mechanical/electrical/plumbing systems improvements, exterior finishes, and ADA code compliance.

### Project Status

Construction work is nearly complete with some site scope and punch list items remaining. Additional HVAC replacement work is in design and is anticipated to start June 2013.



### Key Facts

Budget: \$6,910,699

Project Type: Expansions

District: District V - Michael L. Lunceford

Location: 7402 Albacore

## Information

Indicator	ID	Project/School/Facility	Budget
	C-248	Sutton Elementary	\$6,910,699
	Target Construction Start		Target Construction Completion
	1st Qtr. 2012 / 2nd Qtr. 2013		3rd Qtr. 2013 / 3rd Qtr. 2013
	Phase		% of Phase
	Warranty / Design		25% / 75%
Project Team			
Manager		Bruce Green	
Architect		Pfluger Associates Architects	
Contractor		Solidarity Contracting / TBD	
CMPA		Rice & Gardner	



# 2007 Bond Projects



## Wainwright Elementary

Wainwright Elementary is located in northwest Houston, where it offers a science and math magnet program to give students an opportunity to do science lab experiments, study live animals, engage in mathematical projects, and gain computer literacy.

### Scope of Work

Renovations including safety/security systems improvements, mechanical/electrical/plumbing systems improvements, new lighting, site drainage improvements, a bus drop-off canopy, additional parking, structural repairs, a new PA system, millwork, and ADA code compliance.

### Project Status

Group 4 project – The scope-to-budget verification report is complete and the architect's recommendations have been approved. Preliminary design work has begun. Restroom renovations are scheduled for summer of 2013.

### Key Facts


Budget: \$2,777,976

Project Type: Renovations

District: District II - Rhonda Skillern-Jones

Location: 5330 Milwee

## Information

Indicator	ID	Project/School/Facility	Budget
	C-252	Wainwright Elementary	\$2,777,976
	Target Construction Start		Target Construction Completion
	2nd Qtr. 2013		3rd Qtr. 2014
	Phase		% of Phase
	Design		20%
Project Team			
Manager		Travis Stanford	
Architect		RWS Architects	
Contractor		TBD	
CMPA		AECOM	



# 2007 Bond Projects



## Whittier Elementary

Whittier is located in east Houston, where its mission is to inspire a passion for learning, a respect for diversity, and a commitment to interactive communication in a loving, creative community.

### Scope of Work

Renovations including window replacements, restroom upgrades, safety/security systems improvements, mechanical/electrical/plumbing systems improvements, and ADA code compliance.

### Project Status

The general contractor's surety is currently soliciting pricing bids to complete remaining work on the project and a revised schedule has been requested from the surety.



### Key Facts


Budget: \$3,134,891


Project Type: Renovations

District: District VIII - Juliet K. Stipeche

Location: 10511 La Crosse

## Information

Indicator	ID	Project/School/Facility	Budget
	C-258	Whittier Elementary	\$3,134,891
	Target Construction Start		Target Construction Completion
	2nd Qtr. 2012		TBD
	Phase		% of Phase
	Construction		60%
Project Team			
Manager		Bruce Green	
Architect		Prozign Architects	
Contractor		RHJ-JOC	
CMPA		Johnston, LLC	



# 2007 Bond Projects



## Key Facts

Budget: \$2,610,086

Project Type: Renovations

District: District IX - Lawrence Marshall

Location: 14440 Polo

## Windsor Village Elementary

Windsor Village Elementary is located in southwest Houston, where it offers a Vanguard magnet program. The school's mission is to develop a positive learning community that provides a stimulating environment that fosters a love of learning, promotes independent learners, produces responsible citizens and interacts with the community to develop each child's potential, self-esteem and desire to "Soar to Exemplary Heights."


## Scope of Work

Renovations including safety/security systems improvements, mechanical/electrical/plumbing systems improvements, interior and exterior finishes, technology improvements, and ADA code compliance.

## Project Status

Group 4 project - The Architect's contract is in the process of being finalized.

## Information

Indicator	ID	Project/School/Facility	Budget
	C-260	Windsor Village Elementary	\$2,610,086
	Target Construction Start		Target Construction Completion
	4th Qtr. 2013		3rd Qtr. 2014
	Phase		% of Phase
	Planning		75%
Project Team			
Manager		Travis Stanford	
Architect		VLK Architects	
Contractor		TBD	
CMPA		ATSER	






# Business Assistance (M/WBE) 2007 Bond Report

**Alexis Licata**  
**General Manager, Business Assistance**  
4400 W. 18th Street, Level 1 South  
Houston, Texas 77092  
[BusinessAssistance@houstonisd.org](mailto:BusinessAssistance@houstonisd.org)





HOUSTON INDEPENDENT SCHOOL DISTRICT  
BOND OVERSIGHT COMMITTEE WORKBOOK - MEETING APRIL 30, 2013  
[www.houstonisd.org/bond](http://www.houstonisd.org/bond)

# M/WBE 2007 Bond Report



## HISD Workshops

### How to Do Business with HISD

- Monthly workshops hosted to educate attendees on various topics related to HISD projects.
- Bonding Education Program with local organizations.

### Supplier Diversity Advisory Committee (SDAC)

- In order to build on the ongoing success of our program for minority and women-owned business enterprises (M/WBE), Business Assistance has held monthly meetings with our new Supplier Diversity Advisory Committee since December. The goal of the committee is to provide input on how the district can improve its M/WBE outreach efforts and accountability. A representative from the following organizations have agreed to participate:

- Asian Chamber of Commerce
- Associated General Contractors of America
- Greater Houston Black Chamber of Commerce
- Houston East End Chamber of Commerce
- Houston Hispanic Chamber of Commerce
- Houston Minority Supplier Development Council
- Indo-American Chamber of Commerce of Greater Houston
- National Association of Minority Contractors
- Women's Business Enterprise Alliance
- Women Contractor Association



### Workshop Wednesday

- January 2013 - RFP/RFQ Section Summary
- February 2013 - Procurement Breakdowns a Proposal
- March 2013 - Who is Procurement?

## HISD Bond Events

### Networking Opportunities

- Offered (2) series of workshops titled "Think it Through Thursday" held at regional locations regarding the Bond referendum, bonding issues, the RFQ process and potential opportunities for M/WBE firms.
  - (4) Central Warehouse
  - (4) Teledyne Building





# M/WBE 2007 Bond Report

## Roundtable – 2012 Bond Program

- Provided participants the opportunity to discuss their qualifications should they seek to do business with the district.
  - Architects and Engineers – Carnegie Vanguard High School
  - Land Surveyors – CFS Facility
  - Construction Firms – Delmar Field House

## Community Engagement

- Community workshops were held at high schools in (10) geographic areas. Participants learned about responding to proposals, the current M/WBE program, and details on the 2012 bond program.

## M/WBE Outreach Events

### Asian Advisory Committee

- Opportunities for Asian Businesses to learn about HISD projects

### Asian Chamber of Commerce

- How to Do Business Panel Discussion
- Town Hall Meeting, 2012 Bond Program

### City of Houston

- Meet the Buyer Purchasing Forum

### Government Procurement Connections (GPC) Committee Meeting

- 2012 Government Procurement Connections
- Business Opportunity Networking Fair
- Small Business Lenders Roundtable
- GPC Connections Conference 2013

### Greater Houston Business Forum

- Developing and Hosting Mentor Protégé Program

### Houston Airport System/Office of Business Opportunity

- Runway to Business Opportunities Networking Fair

### Houston Community College Procurement Breakfast

- Monthly Networking Seminars
- Hard Hat Construction Business Forum

### Houston East End Chamber of Commerce

- Luncheon/Procurement Summit, 2012 Bond Program

# M/WBE 2007 Bond Report



## **Houston Hispanic Chamber of Commerce (HHCC)**

- 2012 HHCC Procurement Summit & Business EXPO
- 20th Annual Luncheon & Business EXPO

## **Houston Minority Supplier Development Council (HMSDC)**

- Construction Industry Group Meeting
- Straight Talk, 2012 Bond
- 2012 HMSDC Expo
- Hard Hat Construction & Business Opportunity Forum
- Advisory Committee 2012 Bond Update

## **Indo American Chamber of Commerce of Greater Houston**

- Leadership Luncheon

## **Lake Houston Area Chamber of Commerce**

- Business EXPO Trade Symposium

## **METRO Mentor Protégé /Networking**

- 21st Century Teaming & Partnering Strategies for Small Business Workshop
- Taking Your Business Model to "Disruptive" Levels of Success, Technology, Marketing, Productivity, Innovation
- Interagency Guiding Protégés to Success (IGPS) Government Meeting

## **Women's Business Enterprise Alliance (WBEA) Corporate Advisory Committee**

- Annual 2012 WBEA Expo
- ONLINE WEBINAR "Cutting Edge Technology Tools for Your Business"
- WBEA TX-WBE Town Hall Event
- Monthly Corporate Advisory Meeting

## **Women Contractor Association**

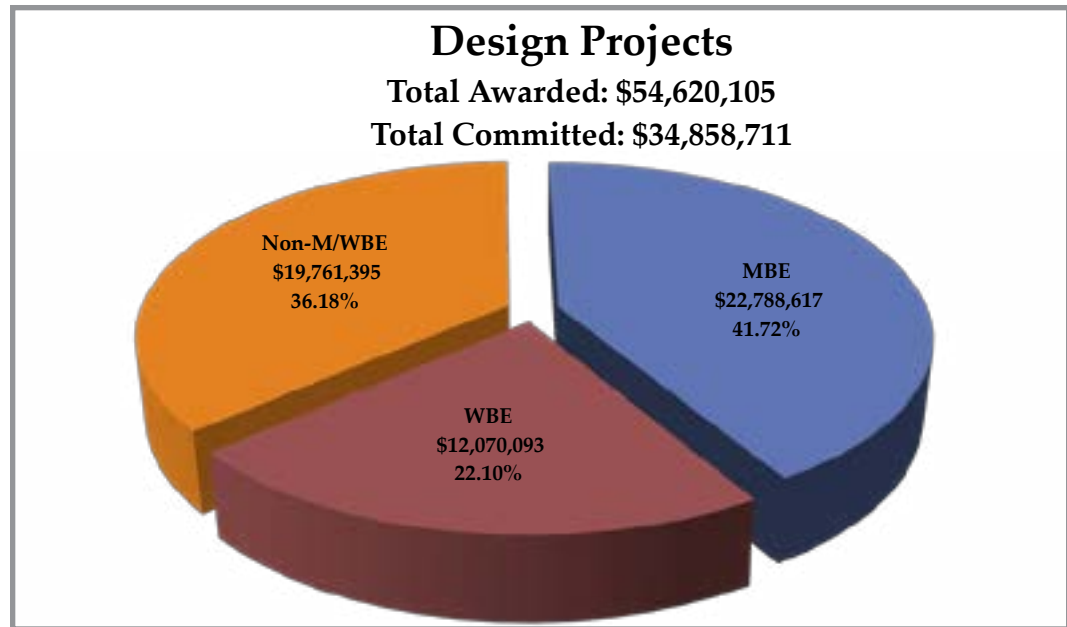
- Leadership Luncheon



# M/WBE 2007 Bond Report

## Certified Minority/Women Owned Businesses Breakdown by Project Type

Calculations based on numbers reported as of March 29, 2013

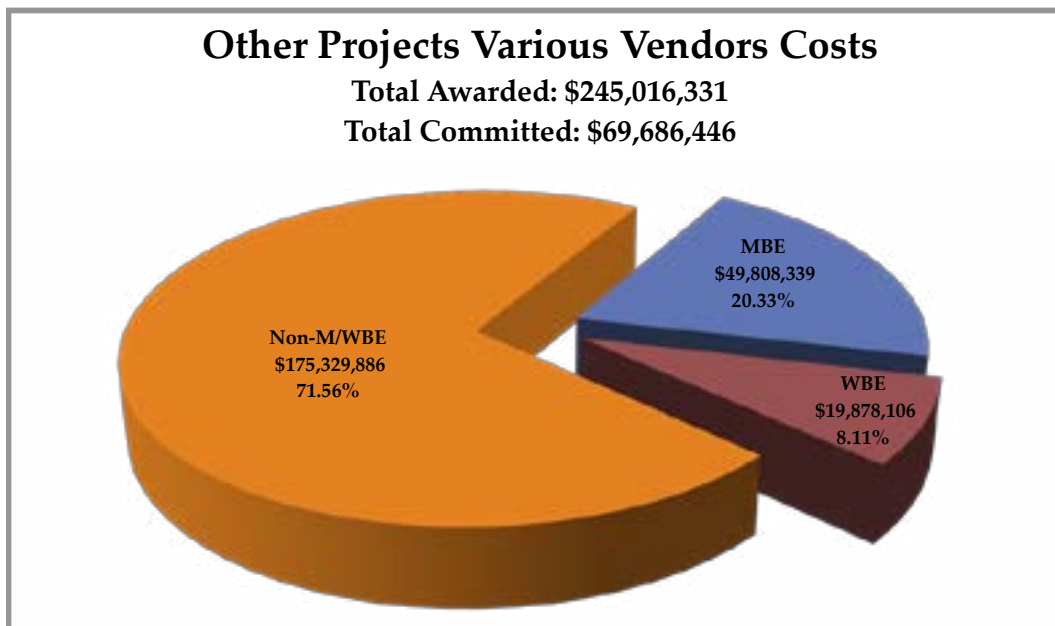
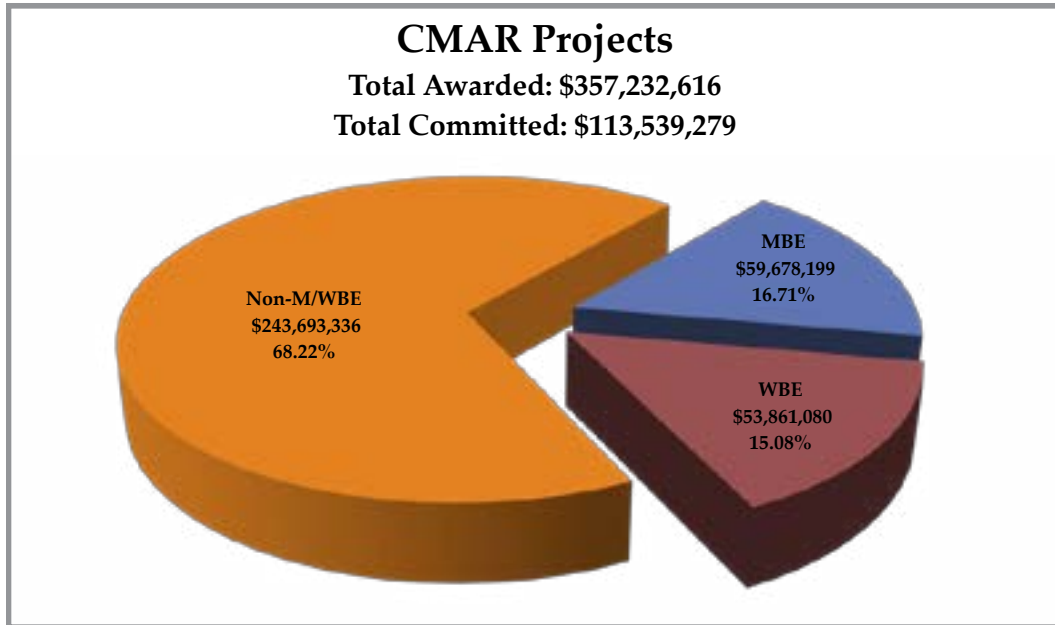


# M/WBE 2007 Bond Report



## Certified Minority/Women Owned Businesses Breakdown by Project Type

Calculations based on numbers reported as of March 29, 2013





# M/WBE 2007 Bond Report

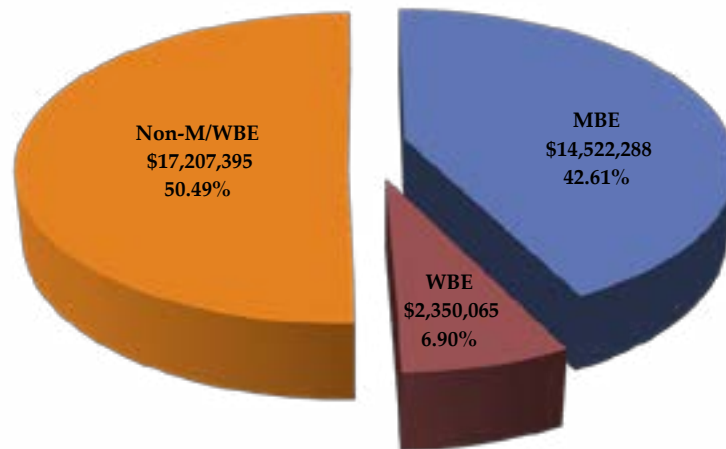
## Certified Minority/Women Owned Businesses Breakdown by Project Type

Calculations based on numbers reported as of March 29, 2013

### CMPA Projects

Total Awarded: \$34,079,747

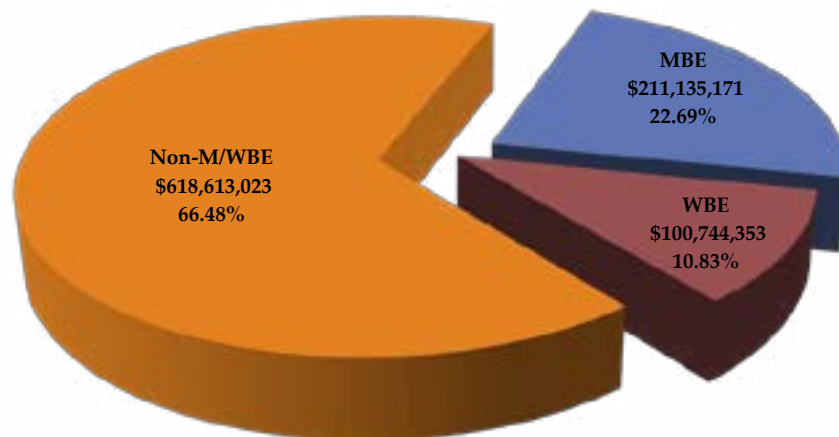
Total Committed: \$16,872,352



### Total Combined Projects

Total Awarded: \$930,492,548

Total Committed: \$311,879,524



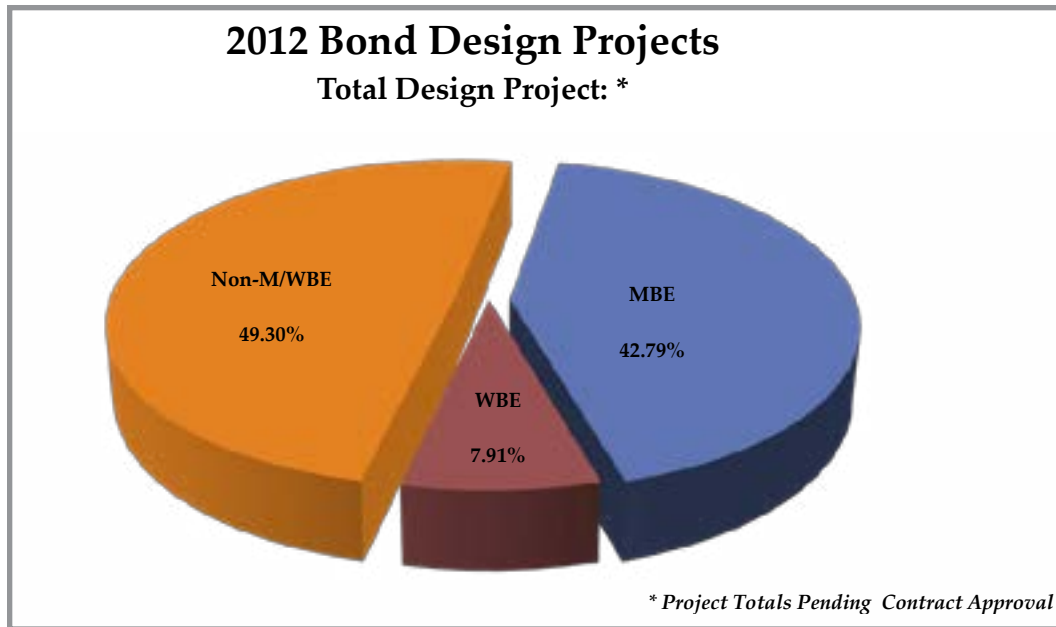


# M/WBE 2012 Bond Report



## Certified Minority/Women Owned Businesses Breakdown by Project Type

Calculations based on numbers reported as of March 29, 2013



# Business Assistance (M/WBE)

# 2007 Bond Report

School Name	Vendor Type	Vendor Name	Contracted Amount	Payments to Date	First Tier MBE Spend	First Tier WBE Spend	Additional MBE Spend	Additional WBE Spend	Second Tier MBE Spend	Second Tier WBE Spend	Total M/WBE Commitment Amount	Total M/WBE Committed Percentage
HOUSTON ACADEMY FOR INTERNATIONAL STUDIES	Architect	PARRA DESIGN GROUP, LTD.	\$ 77,721	\$ 77,721	\$ -	\$ -	\$ -	\$ -	\$ -	\$ -	\$ 77,721	100.00%
HOUSTON ACADEMY FOR INTERNATIONAL STUDIES	Other	VARIOUS VENDORS	\$ 1,715,595	\$ 1,715,595	\$ 470,608	\$ 90,670	\$ -	\$ -	\$ -	\$ -	\$ 561,277	32.72%
		<b>Total</b>	<b>\$ 1,793,316</b>	<b>\$ 1,793,316</b>								
ASHFORD ELEMENTARY SCHOOL	Architect	PMP ARCHITECTS	\$ 71,065	\$ 71,065	\$ -	\$ -	\$ -	\$ -	\$ -	\$ -	\$ 71,065	39.93%
ASHFORD ELEMENTARY SCHOOL	CSP Contractor	STATE CONSTRUCTION, L. P.,	\$ 572,214	\$ 572,214	\$ -	\$ -	\$ -	\$ -	\$ 708,327	\$ 71,897	\$ 780,224	136.35%
ASHFORD ELEMENTARY SCHOOL	Other	VARIOUS VENDORS	\$ 318,058	\$ 318,058	\$ 66,260	\$ 455	\$ -	\$ -	\$ 5,000	\$ -	\$ 71,715	22.55%
		<b>Total</b>	<b>\$ 961,337</b>	<b>\$ 961,337</b>								
BENAVIDEZ ELEMENTARY SCHOOL	Architect	PFLUGER ASSOCIATES LP	\$ 156,359	\$ 156,359	\$ -	\$ -	\$ -	\$ -	\$ 68,716	\$ -	\$ 68,716	43.95%
BENAVIDEZ ELEMENTARY SCHOOL	CSP Contractor	PRIME CONTRACTORS INC.	\$ 1,496,014	\$ 1,496,014	\$ -	\$ -	\$ -	\$ -	\$ 351,674	\$ 40,627	\$ 392,301	26.22%
BENAVIDEZ ELEMENTARY SCHOOL	Other	VARIOUS VENDORS	\$ 413,187	\$ 413,187	\$ 164,352	\$ 80,209	\$ -	\$ -	\$ -	\$ 1,421	\$ 245,982	58.76%
		<b>Total</b>	<b>\$ 2,070,559</b>	<b>\$ 2,065,559</b>								
BUSH ELEMENTARY SCHOOL	Architect	PMP ARCHITECTS	\$ 96,369	\$ 96,369	\$ -	\$ -	\$ -	\$ -	\$ 45,694	\$ -	\$ 45,694	47.42%
BUSH ELEMENTARY SCHOOL	CSP Contractor	STATE CONSTRUCTION, L. P.,	\$ 614,218	\$ 614,218	\$ -	\$ -	\$ -	\$ -	\$ -	\$ -	\$ -	0.00%
BUSH ELEMENTARY SCHOOL	Other	VARIOUS VENDORS	\$ 513,586	\$ 513,586	\$ 85,309	\$ 455	\$ -	\$ -	\$ -	\$ -	\$ 85,764	16.70%
		<b>Total</b>	<b>\$ 1,224,173</b>	<b>\$ 1,224,173</b>								
CROCKETT ELEMENTARY SCHOOL	Architect	Natex Corporation	\$ 432,498	\$ 432,498	\$ -	\$ -	\$ -	\$ -	\$ -	\$ -	\$ 432,498	100.00%
CROCKETT ELEMENTARY SCHOOL	CMAR	COMEX CORPORATION	\$ 5,829,922	\$ 5,829,922	\$ -	\$ -	\$ 277,354	\$ -	\$ -	\$ -	\$ 5,829,922	100.00%
CROCKETT ELEMENTARY SCHOOL	Other	VARIOUS VENDORS	\$ 1,207,139	\$ 1,207,139	\$ 470,168	\$ 122,623	\$ -	\$ -	\$ -	\$ -	\$ 592,791	49.11%
		<b>Total</b>	<b>\$ 7,469,559</b>	<b>\$ 7,469,559</b>								
DAILY ELEMENTARY SCHOOL	Architect	RWS ARCHITECTS, INC.	\$ 12,964	\$ 12,964	\$ -	\$ -	\$ 0	\$ -	\$ -	\$ -	\$ 12,964	100.00%
DAILY ELEMENTARY SCHOOL	CSP Contractor	DESERT EAGLE, LLC	\$ 116,458	\$ 116,458	\$ -	\$ -	\$ -	\$ -	\$ -	\$ -	\$ 116,458	100.00%
DAILY ELEMENTARY SCHOOL	Other	VARIOUS VENDORS	\$ 80,907	\$ 80,907	\$ 50,334	\$ 7,804	\$ -	\$ -	\$ -	\$ -	\$ 58,138	71.86%
		<b>Total</b>	<b>\$ 210,329</b>	<b>\$ 210,329</b>								
GREGG ELEMENTARY SCHOOL	Architect	HERMES ARCHITECTS, INC.	\$ 853,767	\$ 853,767	\$ -	\$ -	\$ -	\$ -	\$ 289,400	\$ 36,000	\$ 325,400	38.11%
GREGG ELEMENTARY SCHOOL	CMAR	ANSLOW BRYANT CONSTRUCTION, LTD.	\$ 11,438,190	\$ 11,438,190	\$ -	\$ -	\$ -	\$ -	\$ 2,953,259	\$ 741,857	\$ 3,695,116	32.31%
GREGG ELEMENTARY SCHOOL	Other	VARIOUS VENDORS	\$ 4,201,598	\$ 4,201,598	\$ 1,033,484	\$ 418,557	\$ -	\$ -	\$ -	\$ -	\$ 1,452,041	34.56%
		<b>Total</b>	<b>\$ 16,493,555</b>	<b>\$ 16,493,555</b>								
PATTERSON ELEMENTARY SCHOOL	Architect	SUSTATA ASSOCIATES A.J.A., INC.	\$ 1,058,522	\$ 1,057,938	\$ 1,058,522	\$ -	\$ 39,850	\$ -	\$ -	\$ -	\$ 1,058,522	100.00%
PATTERSON ELEMENTARY SCHOOL	CMAR	CADENCE WCHANE CONSTRUCTION CO.	\$ 14,099,876	\$ 14,073,763	\$ -	\$ -	\$ -	\$ -	\$ 3,487,760	\$ 467,709	\$ 3,955,069	28.05%
PATTERSON ELEMENTARY SCHOOL	Other	VARIOUS VENDORS	\$ 3,815,252	\$ 3,812,377	\$ 991,331	\$ 464,738	\$ -	\$ -	\$ -	\$ -	\$ 1,456,069	38.16%
		<b>Total</b>	<b>\$ 18,973,649</b>	<b>\$ 18,944,077</b>								
PINEY POINT ELEMENTARY SCHOOL	Architect	VLK ARCHITECTS	\$ 1,087,926	\$ 1,082,776	\$ -	\$ -	\$ -	\$ -	\$ 168,000	\$ 4,025	\$ 172,025	15.81%
PINEY POINT ELEMENTARY SCHOOL	CMAR	TELEPSEN BUILDERS, LP	\$ 15,569,517	\$ 15,569,517	\$ -	\$ -	\$ -	\$ -	\$ 360,761	\$ 1,015,786	\$ 1,376,547	8.84%
PINEY POINT ELEMENTARY SCHOOL	Other	VARIOUS VENDORS	\$ 2,323,750	\$ 2,310,898	\$ 899,134	\$ 377,094	\$ -	\$ -	\$ -	\$ -	\$ 1,276,228	54.92%
		<b>Total</b>	<b>\$ 18,981,192</b>	<b>\$ 18,963,190</b>								
RICE SCHOOL / LA ESCUELA RICE	Architect	VLK ARCHITECTS	\$ 223,150	\$ 223,150	\$ -	\$ -	\$ -	\$ -	\$ 4,500	\$ 48,148	\$ 52,648	23.59%
RICE SCHOOL / LA ESCUELA RICE	CSP Contractor	STATE CONSTRUCTION, L. P.,	\$ 1,981,796	\$ 1,981,796	\$ -	\$ -	\$ -	\$ -	\$ 397,371	\$ 254,272	\$ 651,643	32.88%
RICE SCHOOL / LA ESCUELA RICE	Other	VARIOUS VENDORS	\$ 1,576,081	\$ 1,576,081	\$ 250,959	\$ 44,454	\$ -	\$ -	\$ -	\$ -	\$ 295,413	18.74%
		<b>Total</b>	<b>\$ 3,781,027</b>	<b>\$ 3,781,027</b>								
WESTSIDE HIGH School	Architect	VLK ARCHITECTS	\$ 26,173	\$ 26,173	\$ -	\$ -	\$ -	\$ -	\$ 6,000	\$ -	\$ 6,000	22.92%
WESTSIDE HIGH School	Other	VARIOUS VENDORS	\$ 1,164,588	\$ 1,162,622	\$ 384,134	\$ -	\$ -	\$ -	\$ -	\$ -	\$ 384,134	32.98%
		<b>Total</b>	<b>\$ 1,190,761</b>	<b>\$ 1,188,795</b>								
ALMEDA ELEMENTARY SCHOOL	Architect	ARCHI*TECHNICS / J. INC.	\$ 838,021	\$ 838,021	\$ -	\$ -	\$ -	\$ -	\$ -	\$ -	\$ 838,021	100.00%
ALMEDA ELEMENTARY SCHOOL	CMAR	SATTLERFIELD & PONTIKES CONST.	\$ 12,287,698	\$ 12,276,023	\$ -	\$ -	\$ -	\$ -	\$ 6,492,499	\$ 287,871	\$ 6,780,370	55.18%
ALMEDA ELEMENTARY SCHOOL	Other	VARIOUS VENDORS	\$ 5,021,038	\$ 5,015,156	\$ 1,035,227	\$ 322,573	\$ -	\$ -	\$ -	\$ -	\$ 1,357,800	27.04%
		<b>Total</b>	<b>\$ 18,146,756</b>	<b>\$ 18,129,200</b>								
ANDERSON ELEMENTARY	Architect	SHW GROUP, INC.	\$ 159,094	\$ 159,094	\$ -	\$ -	\$ -	\$ -	\$ 6,500	\$ 42,135	\$ 48,635	30.57%
ANDERSON ELEMENTARY	CSP Contractor	STATE CONSTRUCTION, L. P.,	\$ 2,673,021	\$ 2,673,021	\$ -	\$ -	\$ -	\$ -	\$ 2,251,510	\$ 158,295	\$ 2,409,805	90.15%
ANDERSON ELEMENTARY	Other	VARIOUS VENDORS	\$ 283,043	\$ 250,447	\$ 72,795	\$ 48,016	\$ -	\$ -	\$ -	\$ -	\$ 120,811	42.68%
		<b>Total</b>	<b>\$ 3,115,158</b>	<b>\$ 3,082,562</b>								
ASKEW ELEMENTARY SCHOOL	Architect	PMP ARCHITECTS	\$ 165,924	\$ 156,964	\$ -	\$ -	\$ -	\$ -	\$ -	\$ -	\$ 165,924	100.00%
ASKEW ELEMENTARY SCHOOL	CSP Contractor	HORIZON INTERNATIONAL GROUP	\$ 1,670,042	\$ 1,670,042	\$ 1,670,042	\$ -	\$ 195,301	\$ 43,971	\$ -	\$ -	\$ 34,209	20.62%
ASKEW ELEMENTARY SCHOOL	Other	VARIOUS VENDORS	\$ 752,773	\$ 476,223	\$ 139,258	\$ 36,399	\$ -	\$ -	\$ -	\$ -	\$ 209,865	27.88%
		<b>Total</b>	<b>\$ 2,588,740</b>	<b>\$ 2,303,229</b>								
BARRICK ELEMENTARY SCHOOL	Architect	PBK ARCHITECTS	\$ 236,817	\$ 236,817	\$ -	\$ -	\$ -	\$ -	\$ 37,179	\$ -	\$ 37,179	15.70%
BARRICK ELEMENTARY SCHOOL	CSP Contractor	PRIME CONTRACTORS INC.	\$ 3,557,592	\$ 3,557,591	\$ -	\$ -	\$ -	\$ -	\$ -	\$ -	\$ -	0.00%
BARRICK ELEMENTARY SCHOOL	Other	VARIOUS VENDORS	\$ 767,134	\$ 708,627	\$ 223,305	\$ 184,972	\$ 3,300	\$ -	\$ -	\$ -	\$ 408,276	53.22%
		<b>Total</b>	<b>\$ 4,561,543</b>	<b>\$ 4,503,028</b>								
BELLFORT EARLY CHILDHOOD CENTER	Architect	JOHN KIRKSEY ASSOCIATES INC.	\$ 262,461	\$ 259,585	\$ -	\$ -	\$ -	\$ -	\$ 97,350	\$ -	\$ 97,350	37.09%
BELLFORT EARLY CHILDHOOD CENTER	CMAR	DRYMALLA CONSTRUCTION CO.	\$ 3,084,073	\$ 3,050,818	\$ -	\$ -	\$ -	\$ -	\$ -	\$ -	\$ -	0.00%
BELLFORT EARLY CHILDHOOD CENTER	Other	VARIOUS VENDORS	\$ 914,550	\$ 863,029	\$ 164,236	\$ 45,414	\$ -	\$ -	\$ -	\$ -	\$ 209,650	22.92%
		<b>Total</b>	<b>\$ 4,261,084</b>	<b>\$ 4,173,432</b>								
BENBROOK ELEMENTARY SCHOOL	Architect	CREB ARCHITECTS	\$ 199,349	\$ 196,690	\$ 199,349	\$ -	\$ 4,000	\$ -	\$ -	\$ -	\$ -	100.00%
BENBROOK ELEMENTARY SCHOOL	CMAR	DRYMALLA CONSTRUCTION CO.	\$ 2,108,418	\$ 2,078,927	\$ -	\$ -	\$ -	\$ -	\$ 2,168,127	\$ 347,019	\$ 2,515,146	119.29%
BENBROOK ELEMENTARY SCHOOL	Other	VARIOUS VENDORS	\$ 348,472	\$ 344,226	\$ 200,980	\$ 39,928	\$ -	\$ -	\$ -	\$ -	\$ 240,908	69.13%
		<b>Total</b>	<b>\$ 2,556,239</b>	<b>\$ 2,559,842</b>								

# Business Assistance (M/WBE)

# 2007 Bond Report

School Name	Vendor Type	Vendor Name	Contracted Amount	Payments to Date	First Tier MBE Spend	First Tier WBE Spend	Additional MBE Spend	Additional WBE Spend	Second Tier MBE Spend	Second Tier WBE Spend	Total M/WBE Commitment Amount	Total M/WBE Committed Percentage
BERRY ELEMENTARY SCHOOL	Architect	GENSLER	\$ 878,284	\$ 874,387	\$ -	\$ -	\$ -	\$ -	\$ 264,500	\$ 32,528	\$ 297,028	33.82%
BERRY ELEMENTARY SCHOOL	CMAR	GAMMA CONSTRUCTION COMPANY INC.	\$ 11,769,161	\$ 11,769,161	\$ -	\$ -	\$ -	\$ -	\$ 88,319	\$ 121,200	\$ 209,519	1.78%
BERRY ELEMENTARY SCHOOL	Other	VARIOUS VENDORS	\$ 2,219,295	\$ 2,195,231	\$ 766,761	\$ 305,985	\$ -	\$ -	\$ -	\$ -	\$ 1,072,746	48.34%
		<b>Total</b>	<b>\$ 14,866,740</b>	<b>\$ 14,838,780</b>								
BURBANK MIDDLE SCHOOL	Architect	JOHN KIRKSEY ASSOCIATES INC.	\$ 761,777	\$ 753,777	\$ -	\$ -	\$ -	\$ -	\$ 303,000	\$ 47,500	\$ 350,500	46.01%
BURBANK MIDDLE SCHOOL	CMAR	GAMMA CONSTRUCTION COMPANY INC.	\$ 10,292,741	\$ 10,292,741	\$ -	\$ -	\$ -	\$ -	\$ 4,493,230	\$ 10,047	\$ 4,503,277	43.75%
BURBANK MIDDLE SCHOOL	Other	VARIOUS VENDORS	\$ 2,355,532	\$ 2,178,432	\$ 453,642	\$ 285,393	\$ -	\$ -	\$ 8,332	\$ 1,917	\$ 749,284	31.52%
		<b>Total</b>	<b>\$ 12,399,050</b>	<b>\$ 13,224,949</b>								
CLIFTON MIDDLE SCHOOL	Architect	CREB ARCHITECTS	\$ 434,471	\$ 425,828	\$ 434,471	\$ -	\$ 5,000	\$ 2,700	\$ -	\$ -	\$ 434,471	100.00%
CLIFTON MIDDLE SCHOOL	CMAR	DRYMALLA CONSTRUCTION CO.	\$ 5,847,042	\$ 5,847,042	\$ -	\$ -	\$ -	\$ -	\$ -	\$ -	\$ -	0.00%
CLIFTON MIDDLE SCHOOL	Other	VARIOUS VENDORS	\$ 1,701,043	\$ 1,672,478	\$ 689,719	\$ 376,398	\$ -	\$ -	\$ -	\$ -	\$ 1,066,117	62.67%
		<b>Total</b>	<b>\$ 7,982,556</b>	<b>\$ 7,945,348</b>								
CUNNINGHAM ELEMENTARY SCHOOL	Architect	PAGE SOUTHERLAND PAGE	\$ 600,456	\$ 600,456	\$ -	\$ -	\$ -	\$ -	\$ 72,728	\$ 19,660	\$ 92,388	15.39%
CUNNINGHAM ELEMENTARY SCHOOL	CMAR	DRYMALLA CONSTRUCTION CO.	\$ 80,378	\$ -	\$ -	\$ -	\$ -	\$ -	\$ 2,643,313	\$ 1,565,783	\$ 4,209,096	5236.63%
CUNNINGHAM ELEMENTARY SCHOOL	Other	VARIOUS VENDORS	\$ 15,381,091	\$ 15,364,722	\$ 788,858	\$ 397,295	\$ -	\$ -	\$ -	\$ -	\$ 1,186,153	7.71%
		<b>Total</b>	<b>\$ 16,061,925</b>	<b>\$ 15,965,178</b>								
DAVIS HIGH SCHOOL	Architect	PDG, INC.	\$ 345,663	\$ 299,627	\$ -	\$ -	\$ -	\$ -	\$ -	\$ 67,841	\$ 67,841	19.63%
DAVIS HIGH SCHOOL	CSP Contractor	STATE CONSTRUCTION, L. P.,	\$ 3,984,758	\$ 3,875,022	\$ -	\$ -	\$ -	\$ -	\$ 1,674,871	\$ 418,846	\$ 2,093,717	52.54%
DAVIS HIGH SCHOOL	Other	VARIOUS VENDORS	\$ 642,327	\$ 607,581	\$ 100,766	\$ 50,272	\$ -	\$ -	\$ -	\$ -	\$ 151,038	23.51%
		<b>Total</b>	<b>\$ 4,972,748</b>	<b>\$ 4,782,230</b>								
DEANDA ELEMENTARY SCHOOL	Architect	PROZIGN ARCHITECTS INC.	\$ 633,518	\$ 623,178	\$ -	\$ -	\$ -	\$ -	\$ 138,570	\$ 16,688	\$ 155,258	24.51%
DEANDA ELEMENTARY SCHOOL	CMAR	TURNER CONSTRUCTION COMPANY	\$ 441,635	\$ -	\$ -	\$ -	\$ -	\$ -	\$ 774,213	\$ -	\$ 774,213	175.31%
DEANDA ELEMENTARY SCHOOL	Other	VARIOUS VENDORS	\$ 14,336,482	\$ 14,307,308	\$ 579,795	\$ 319,163	\$ -	\$ -	\$ -	\$ -	\$ 898,957	6.27%
		<b>Total</b>	<b>\$ 15,411,635</b>	<b>\$ 14,930,487</b>								
DECHAUMES ELEMENTARY SCHOOL	Architect	ARTEC ASSOCIATES, INC.	\$ 852,537	\$ 842,962	\$ 852,537	\$ -	\$ 50,576	\$ 155,100	\$ -	\$ -	\$ 852,537	100.00%
DECHAUMES ELEMENTARY SCHOOL	CMAR	DUROTECH, LP	\$ 12,547,494	\$ 12,547,494	\$ -	\$ -	\$ -	\$ -	\$ -	\$ -	\$ -	0.00%
DECHAUMES ELEMENTARY SCHOOL	Other	VARIOUS VENDORS	\$ 4,639,435	\$ 4,567,957	\$ 1,083,187	\$ 322,819	\$ -	\$ -	\$ -	\$ -	\$ 1,406,005	30.31%
		<b>Total</b>	<b>\$ 18,039,466</b>	<b>\$ 17,958,413</b>								
EMERSON ELEMENTARY SCHOOL	Other	VARIOUS VENDORS	\$ 167,085	\$ 155,012	\$ 126,899	\$ 455	\$ -	\$ -	\$ -	\$ -	\$ 127,354	76.22%
		<b>Total</b>	<b>\$ 167,085</b>	<b>\$ 155,012</b>								
FIELD ELEMENTARY SCHOOL	Architect	HILL & SWART ARCHITECTS, INC.	\$ 53,123	\$ 53,123	\$ -	\$ -	\$ -	\$ -	\$ -	\$ -	\$ 53,123	100.00%
FIELD ELEMENTARY SCHOOL	CSP Contractor	STATE CONSTRUCTION, L. P.,	\$ 457,162	\$ 457,162	\$ -	\$ -	\$ -	\$ -	\$ 237,992	\$ 85,940	\$ 323,932	70.86%
FIELD ELEMENTARY SCHOOL	Other	VARIOUS VENDORS	\$ 136,522	\$ 133,560	\$ 58,608	\$ 13,176	\$ -	\$ -	\$ -	\$ -	\$ 71,784	52.58%
		<b>Total</b>	<b>\$ 646,808</b>	<b>\$ 643,845</b>								
FOERSTER ELEMENTARY SCHOOL	Architect	HERMES ARCHITECTS, INC.	\$ 234,270	\$ 234,270	\$ -	\$ -	\$ -	\$ -	\$ 46,193	\$ 7,326	\$ 53,519	22.85%
FOERSTER ELEMENTARY SCHOOL	CSP Contractor	PRIME CONTRACTORS INC.	\$ 2,756,689	\$ 2,756,689	\$ -	\$ -	\$ -	\$ -	\$ 1,744,526	\$ 21,600	\$ 1,766,126	64.07%
FOERSTER ELEMENTARY SCHOOL	Other	VARIOUS VENDORS	\$ 712,696	\$ 699,736	\$ 93,367	\$ 164,585	\$ -	\$ -	\$ -	\$ -	\$ 257,953	36.19%
		<b>Total</b>	<b>\$ 3,703,657</b>	<b>\$ 3,690,694</b>								
FONDREN MIDDLE SCHOOL	Architect	SHW GROUP, INC.	\$ 131,097	\$ 131,097	\$ -	\$ -	\$ -	\$ -	\$ -	\$ 47,060	\$ 47,060	35.90%
FONDREN MIDDLE SCHOOL	CSP Contractor	STATE CONSTRUCTION, L. P.,	\$ 1,502,374	\$ 1,502,374	\$ -	\$ -	\$ -	\$ -	\$ 628,396	\$ 71,100	\$ 699,496	46.50%
FONDREN MIDDLE SCHOOL	Other	VARIOUS VENDORS	\$ 393,938	\$ 389,268	\$ 154,110	\$ 93,702	\$ -	\$ -	\$ -	\$ -	\$ 247,813	62.91%
		<b>Total</b>	<b>\$ 2,027,409</b>	<b>\$ 2,022,739</b>								
FONVILLE MIDDLE SCHOOL	Architect	PBK ARCHITECTS	\$ 564,282	\$ 564,282	\$ -	\$ -	\$ -	\$ -	\$ 109,025	\$ -	\$ 109,025	19.32%
FONVILLE MIDDLE SCHOOL	CSP Contractor	PRIME CONTRACTORS INC.	\$ 6,767,433	\$ 6,767,433	\$ -	\$ -	\$ -	\$ -	\$ 3,071,810	\$ 122,183	\$ 3,193,993	47.20%
FONVILLE MIDDLE SCHOOL	Other	VARIOUS VENDORS	\$ 1,533,403	\$ 1,499,797	\$ 385,906	\$ 164,050	\$ -	\$ -	\$ 11,198	\$ 2,200	\$ 563,354	36.74%
		<b>Total</b>	<b>\$ 8,865,118</b>	<b>\$ 8,831,512</b>								
FROST ELEMENTARY SCHOOL	Architect	RDC ARCHITECTS	\$ 875,044	\$ 875,044	\$ 875,044	\$ -	\$ 325,000	\$ 23,750	\$ -	\$ -	\$ 875,044	100.00%
FROST ELEMENTARY SCHOOL	CMAR	CADENCE WISHANE CONSTRUCTION CO.	\$ 12,337,867	\$ 12,337,867	\$ -	\$ -	\$ -	\$ -	\$ 2,993,217	\$ 364,618	\$ 3,357,836	27.22%
FROST ELEMENTARY SCHOOL	Other	VARIOUS VENDORS	\$ 1,715,600	\$ 1,704,677	\$ 734,959	\$ 306,502	\$ -	\$ -	\$ -	\$ -	\$ 1,041,461	60.71%
		<b>Total</b>	<b>\$ 14,928,510</b>	<b>\$ 14,917,588</b>								
GRADY MIDDLE SCHOOL	Architect	GENSLER	\$ 701,614	\$ 694,643	\$ -	\$ -	\$ -	\$ -	\$ 164,765	\$ 12,000	\$ 176,765	25.19%
GRADY MIDDLE SCHOOL	CMAR	SATTERFIELD & PONTIKES CONST.	\$ 9,565,074	\$ 9,502,350	\$ -	\$ -	\$ -	\$ -	\$ 1,711,922	\$ 488,853	\$ 2,200,775	23.01%
GRADY MIDDLE SCHOOL	Other	VARIOUS VENDORS	\$ 2,347,485	\$ 2,326,290	\$ 983,156	\$ 208,913	\$ 177,949	\$ -	\$ -	\$ -	\$ 1,192,069	50.78%
		<b>Total</b>	<b>\$ 12,614,172</b>	<b>\$ 12,523,283</b>								
HENRY MIDDLE SCHOOL	Architect	PBK ARCHITECTS	\$ 106,441	\$ 106,441	\$ -	\$ -	\$ -	\$ -	\$ 15,458	\$ -	\$ 15,458	14.52%
HENRY MIDDLE SCHOOL	CSP Contractor	PRIME CONTRACTORS INC.	\$ 1,735,068	\$ 1,735,068	\$ -	\$ -	\$ -	\$ -	\$ -	\$ -	\$ -	0.00%
HENRY MIDDLE SCHOOL	Other	VARIOUS VENDORS	\$ 249,383	\$ 246,499	\$ 106,036	\$ 761	\$ -	\$ -	\$ 1,805	\$ -	\$ 108,602	43.55%
		<b>Total</b>	<b>\$ 2,090,892</b>	<b>\$ 2,088,008</b>								
HEROD ELEMENTARY SCHOOL	Architect	JOHN KIRKSEY ASSOCIATES INC.	\$ 914,532	\$ 909,745	\$ -	\$ -	\$ -	\$ -	\$ 26,325	\$ 161,210	\$ 187,535	20.51%
HEROD ELEMENTARY SCHOOL	CMAR	ANSLOW BRYANT CONSTRUCTION, LTD.	\$ 12,118,104	\$ 12,118,104	\$ -	\$ -	\$ -	\$ -	\$ 2,352,486	\$ 226,562	\$ 2,579,048	21.28%
HEROD ELEMENTARY SCHOOL	Other	VARIOUS VENDORS	\$ 2,439,022	\$ 2,439,022	\$ 767,767	\$ 393,392	\$ -	\$ -	\$ -	\$ -	\$ 1,161,159	47.61%
		<b>Total</b>	<b>\$ 15,471,658</b>	<b>\$ 15,466,870</b>								
HORN ELEMENTARY SCHOOL	Architect	ENGLISH + ASSOCIATES ARCHITECTS, IN	\$ 912,230	\$ 912,230	\$ -	\$ -	\$ -	\$ -	\$ -	\$ -	\$ 912,230	100.00%
HORN ELEMENTARY SCHOOL	CMAR	DRYMALLA CONSTRUCTION CO.	\$ 12,299,771	\$ 12,299,771	\$ -	\$ -	\$ -	\$ -	\$ 1,779,732	\$ 2,041,648	\$ 2,041,648	16.60%
HORN ELEMENTARY SCHOOL	Other	VARIOUS VENDORS	\$ 1,862,618	\$ 1,862,618	\$ 745,884	\$ 305,491	\$ -	\$ -	\$ -	\$ -	\$ 1,051,375	56.45%
		<b>Total</b>	<b>\$ 15,074,619</b>	<b>\$ 15,039,719</b>								

# Business Assistance (M/WBE)

# 2007 Bond Report

School Name	Vendor Type	Vendor Name	Contracted Amount	Payments to Date	First Tier MBE Spend	First Tier WBE Spend	Additional MBE Spend	Additional WBE Spend	Second Tier MBE Spend	Second Tier WBE Spend	Total M/WBE Commitment Amount	Total M/WBE Committed Percentage
JONES HIGH SCHOOL	Architect	STOA INTERNATIONAL ARCHITECTS, INC.	\$ 244,007	\$ 229,067	\$ 244,007	\$ -	\$ -	\$ 33,950	\$ -	\$ -	\$ 244,007	100.00%
JONES HIGH SCHOOL	CSP Contractor	PRIME CONTRACTORS INC.	\$ 3,165,202	\$ 3,165,192	\$ -	\$ -	\$ -	\$ -	\$ -	\$ -	\$ -	0.00%
JONES HIGH SCHOOL	Other	VARIOUS VENDORS	\$ 1,525,085	\$ 1,173,472	\$ 85,741	\$ 95,791	\$ -	\$ -	\$ -	\$ -	\$ 181,532	11.90%
		<b>Total</b>	<b>\$ 4,934,294</b>	<b>\$ 4,567,731</b>								
KASHMERE HIGH SCHOOL	Architect	SMITH & COMPANY ARCHITECTS, INC.	\$ 176,363	\$ 135,542	\$ 176,363	\$ -	\$ -	\$ -	\$ -	\$ -	\$ 176,363	100.00%
KASHMERE HIGH SCHOOL	CMAR	COMEX CORPORATION	\$ 1,309,723	\$ 1,292,489	\$ -	\$ 1,309,723	\$ 24,080	\$ -	\$ -	\$ -	\$ 1,309,723	100.00%
KASHMERE HIGH SCHOOL	Other	VARIOUS VENDORS	\$ 948,144	\$ 940,118	\$ 92,971	\$ 109,821	\$ 2,787	\$ -	\$ -	\$ -	\$ 202,792	21.39%
		<b>Total</b>	<b>\$ 2,434,230</b>	<b>\$ 2,368,150</b>								
KELSO ELEMENTARY SCHOOL	Architect	SMITH & COMPANY ARCHITECTS, INC.	\$ 57,391	\$ 56,466	\$ 57,391	\$ -	\$ -	\$ 18,134	\$ -	\$ -	\$ 57,391	100.00%
KELSO ELEMENTARY SCHOOL	CSP Contractor	DT CONSTRUCTION	\$ 711,881	\$ 704,745	\$ -	\$ -	\$ -	\$ -	\$ -	\$ -	\$ 893,058	125.45%
KELSO ELEMENTARY SCHOOL	Other	VARIOUS VENDORS	\$ 279,075	\$ 262,618	\$ 158,020	\$ 16,906	\$ -	\$ -	\$ -	\$ -	\$ 174,926	62.68%
		<b>Total</b>	<b>\$ 1,048,347</b>	<b>\$ 1,023,829</b>								
LANIER MIDDLE SCHOOL	Architect	Natex Corporation	\$ 98,718	\$ 98,718	\$ -	\$ 98,718	\$ -	\$ -	\$ -	\$ -	\$ 98,718	100.00%
LANIER MIDDLE SCHOOL	CSP Contractor	PRIME CONTRACTORS INC.	\$ 1,059,791	\$ 1,059,791	\$ -	\$ -	\$ -	\$ -	\$ 537,145	\$ 537,145	\$ 713,128	67.29%
LANIER MIDDLE SCHOOL	Other	VARIOUS VENDORS	\$ 389,165	\$ 383,467	\$ 108,543	\$ 24,690	\$ -	\$ -	\$ -	\$ -	\$ 133,233	34.24%
		<b>Total</b>	<b>\$ 1,547,674</b>	<b>\$ 1,541,976</b>								
LEE HIGH SCHOOL	Architect	SMITH & COMPANY ARCHITECTS, INC.	\$ 172,227	\$ 166,400	\$ 172,227	\$ -	\$ -	\$ 73,757	\$ -	\$ -	\$ 172,227	100.00%
LEE HIGH SCHOOL	CMAR	CADENCE MCNAME CONSTRUCTION CO.	\$ 1,055,286	\$ 1,055,286	\$ -	\$ -	\$ -	\$ -	\$ 392,836	\$ -	\$ 392,836	37.23%
LEE HIGH SCHOOL	Other	VARIOUS VENDORS	\$ 1,363,179	\$ 1,308,050	\$ 231,399	\$ 125,228	\$ -	\$ -	\$ 780	\$ -	\$ 357,407	26.22%
		<b>Total</b>	<b>\$ 2,590,693</b>	<b>\$ 2,529,735</b>								
LEWIS ELEMENTARY SCHOOL	Architect	MOLINA WALKER ARCHITECTS, INC.	\$ 1,101,510	\$ 1,101,510	\$ -	\$ 1,101,510	\$ -	\$ -	\$ -	\$ -	\$ 1,101,510	100.00%
LEWIS ELEMENTARY SCHOOL	CMAR	DRYMALLA CONSTRUCTION CO.	\$ 13,524,943	\$ 13,524,943	\$ -	\$ -	\$ -	\$ -	\$ 3,423,380	\$ 1,000,408	\$ 4,423,788	32.70%
LEWIS ELEMENTARY SCHOOL	Other	VARIOUS VENDORS	\$ 8,188,354	\$ 8,106,748	\$ 1,119,348	\$ 633,854	\$ -	\$ -	\$ -	\$ -	\$ 1,753,201	21.41%
		<b>Total</b>	<b>\$ 22,816,408</b>	<b>\$ 22,733,202</b>								
LONG MIDDLE SCHOOL	Architect	VIX ARCHITECTS	\$ 489,756	\$ 478,124	\$ -	\$ -	\$ -	\$ -	\$ 2,900	\$ -	\$ 2,900	0.59%
LONG MIDDLE SCHOOL	CSP Contractor	FORT BEND MECHANICAL LTD.	\$ 6,714,910	\$ 6,680,407	\$ -	\$ -	\$ -	\$ -	\$ 1,842,734	\$ 135,770	\$ 1,978,504	29.46%
LONG MIDDLE SCHOOL	Other	VARIOUS VENDORS	\$ 2,081,323	\$ 1,814,274	\$ 618,104	\$ 348,336	\$ 60,750	\$ -	\$ -	\$ -	\$ 966,440	46.43%
		<b>Total</b>	<b>\$ 9,285,989</b>	<b>\$ 8,972,805</b>								
LOVE ELEMENTARY SCHOOL	Architect	Natex Corporation	\$ 51,675	\$ 51,675	\$ -	\$ 51,675	\$ -	\$ -	\$ -	\$ -	\$ 51,675	100.00%
LOVE ELEMENTARY SCHOOL	CSP Contractor	PRIME CONTRACTORS INC.	\$ 694,585	\$ 694,585	\$ -	\$ -	\$ -	\$ -	\$ -	\$ -	\$ -	0.00%
LOVE ELEMENTARY SCHOOL	Other	VARIOUS VENDORS	\$ 139,085	\$ 131,782	\$ 67,293	\$ 16,733	\$ -	\$ -	\$ -	\$ -	\$ 84,026	60.41%
		<b>Total</b>	<b>\$ 885,345</b>	<b>\$ 878,042</b>								
LOVETT ELEMENTARY SCHOOL	Architect	PGAL	\$ 957,975	\$ 957,975	\$ -	\$ -	\$ -	\$ -	\$ 221,460	\$ 141,750	\$ 363,210	37.91%
LOVETT ELEMENTARY SCHOOL	CMAR	DRYMALLA CONSTRUCTION CO.	\$ 12,477,824	\$ 12,477,824	\$ -	\$ -	\$ -	\$ -	\$ 1,498,469	\$ 183,483	\$ 1,681,952	13.48%
LOVETT ELEMENTARY SCHOOL	Other	VARIOUS VENDORS	\$ 2,838,048	\$ 2,827,673	\$ 762,809	\$ 325,939	\$ -	\$ -	\$ -	\$ -	\$ 1,088,748	38.36%
		<b>Total</b>	<b>\$ 16,273,846</b>	<b>\$ 16,263,471</b>								
MARSHALL MIDDLE SCHOOL	Architect	PDG, INC.	\$ 285,800	\$ 273,528	\$ -	\$ -	\$ -	\$ -	\$ 118,721	\$ -	\$ 118,721	41.54%
MARSHALL MIDDLE SCHOOL	CSP Contractor	STATE CONSTRUCTION, L. P.,	\$ 3,074,391	\$ 3,071,311	\$ -	\$ -	\$ -	\$ -	\$ 418,846	\$ 2,101,259	\$ 2,520,100	81.99%
MARSHALL MIDDLE SCHOOL	Other	VARIOUS VENDORS	\$ 1,643,764	\$ 1,572,074	\$ 227,592	\$ 130,012	\$ 600	\$ -	\$ -	\$ -	\$ 357,605	21.76%
		<b>Total</b>	<b>\$ 5,003,955</b>	<b>\$ 4,916,913</b>								
MARTINEZ, C. ELEMENTARY SCHOOL	Architect	PDG, INC.	\$ 126,482	\$ 117,875	\$ -	\$ -	\$ -	\$ -	\$ -	\$ -	\$ -	0.00%
MARTINEZ, C. ELEMENTARY SCHOOL	CSP Contractor	STATE CONSTRUCTION, L. P.,	\$ 1,769,742	\$ 1,710,311	\$ -	\$ -	\$ -	\$ -	\$ -	\$ -	\$ -	0.00%
MARTINEZ, C. ELEMENTARY SCHOOL	Other	VARIOUS VENDORS	\$ 690,763	\$ 679,367	\$ 119,849	\$ 41,615	\$ -	\$ -	\$ -	\$ -	\$ 161,464	23.37%
		<b>Total</b>	<b>\$ 2,586,987</b>	<b>\$ 2,507,554</b>								
MCNAMARA ELEMENTARY SCHOOL	Architect	PDG, INC.	\$ 148,648	\$ 148,648	\$ -	\$ -	\$ -	\$ -	\$ 40,045	\$ -	\$ 40,045	26.94%
MCNAMARA ELEMENTARY SCHOOL	CSP Contractor	FORT BEND MECHANICAL LTD.	\$ 1,542,905	\$ 1,542,905	\$ -	\$ -	\$ -	\$ -	\$ 325,591	\$ 324,115	\$ 649,706	42.11%
MCNAMARA ELEMENTARY SCHOOL	Other	VARIOUS VENDORS	\$ 288,939	\$ 288,939	\$ 93,281	\$ 48,673	\$ -	\$ -	\$ -	\$ -	\$ 141,954	49.13%
		<b>Total</b>	<b>\$ 1,980,492</b>	<b>\$ 1,980,492</b>								
MEMORIAL ELEMENTARY SCHOOL	Architect	HILL & SWART ARCHITECTS, INC.	\$ 56,336	\$ 56,336	\$ 56,336	\$ -	\$ -	\$ -	\$ -	\$ -	\$ 56,336	100.00%
MEMORIAL ELEMENTARY SCHOOL	CSP Contractor	STATE CONSTRUCTION, L. P.,	\$ 615,577	\$ 615,577	\$ -	\$ -	\$ -	\$ -	\$ -	\$ -	\$ -	0.00%
MEMORIAL ELEMENTARY SCHOOL	Other	VARIOUS VENDORS	\$ 99,592	\$ 99,592	\$ 51,102	\$ 12,285	\$ -	\$ -	\$ -	\$ -	\$ 63,387	63.65%
		<b>Total</b>	<b>\$ 771,506</b>	<b>\$ 771,506</b>								
MILNE ELEMENTARY SCHOOL	Architect	SHW GROUP, INC.	\$ 181,089	\$ 181,089	\$ -	\$ -	\$ -	\$ -	\$ 10,000	\$ 69,112	\$ 79,112	43.69%
MILNE ELEMENTARY SCHOOL	CSP Contractor	STATE CONSTRUCTION, L. P.,	\$ 2,084,936	\$ 2,084,936	\$ -	\$ -	\$ -	\$ -	\$ 628,396	\$ -	\$ 628,396	30.14%
MILNE ELEMENTARY SCHOOL	Other	VARIOUS VENDORS	\$ 323,037	\$ 224,366	\$ 77,321	\$ 56,905	\$ -	\$ -	\$ -	\$ -	\$ 134,226	41.55%
		<b>Total</b>	<b>\$ 2,589,062</b>	<b>\$ 2,490,391</b>								
NORTHLINE ELEMENTARY SCHOOL	Architect	SHW GROUP, INC.	\$ 217,537	\$ 217,537	\$ -	\$ -	\$ -	\$ -	\$ 31,123	\$ 93,950	\$ 125,073	57.50%
NORTHLINE ELEMENTARY SCHOOL	CSP Contractor	DT CONSTRUCTION	\$ 2,741,789	\$ 2,741,789	\$ -	\$ -	\$ -	\$ -	\$ 679,569	\$ 208,995	\$ 888,564	32.41%
NORTHLINE ELEMENTARY SCHOOL	Other	VARIOUS VENDORS	\$ 636,803	\$ 611,123	\$ 146,665	\$ 101,457	\$ 4,840	\$ -	\$ -	\$ -	\$ 248,122	38.96%
		<b>Total</b>	<b>\$ 3,595,129</b>	<b>\$ 3,570,449</b>								
OSBORNE ELEMENTARY SCHOOL	Architect	PGAL	\$ 222,483	\$ 216,763	\$ -	\$ -	\$ -	\$ -	\$ 98,000	\$ -	\$ 98,000	44.05%
OSBORNE ELEMENTARY SCHOOL	CSP Contractor	PRIME CONTRACTORS INC.	\$ 2,988,764	\$ 2,988,764	\$ -	\$ -	\$ -	\$ -	\$ -	\$ -	\$ -	0.00%
OSBORNE ELEMENTARY SCHOOL	Other	VARIOUS VENDORS	\$ 748,649	\$ 737,070	\$ 153,485	\$ 100,571	\$ 1,551	\$ -	\$ -	\$ -	\$ 254,056	33.94%
		<b>Total</b>	<b>\$ 3,959,896</b>	<b>\$ 3,942,597</b>								

# Business Assistance (M/WBE)

# 2007 Bond Report

School Name	Vendor Type	Vendor Name	Contracted Amount	Payments to Date	First Tier MBE Spend	First Tier WBE Spend	Additional MBE Spend	Additional WBE Spend	Second Tier MBE Spend	Second Tier WBE Spend	Total M/WBE Commitment Amount	Total M/WBE Committed Percentage
PECK ELEMENTARY SCHOOL	Architect	TAFT ARCHITECTS	\$ 648,698	\$ 634,106	\$ -	\$ -	\$ -	\$ -	\$ 85,000	\$ -	\$ 85,000	13.10%
PECK ELEMENTARY SCHOOL	CMAR	TURNER CONSTRUCTION COMPANY	\$ 336,006	\$ 175,558	\$ -	\$ -	\$ -	\$ -	\$ 718,608	\$ -	\$ 718,608	213.87%
PECK ELEMENTARY SCHOOL	Other	VARIOUS VENDORS	\$ 16,283,883	\$ 16,218,563	\$ 670,380	\$ 360,563	\$ -	\$ -	\$ -	\$ -	\$ 1,030,943	6.34%
		<b>Total</b>	<b>\$ 17,248,586</b>	<b>\$ 17,028,227</b>								
POE ELEMENTARY SCHOOL	Architect	Nixes Corporation	\$ 116,027	\$ 113,768	\$ -	\$ 116,027	\$ -	\$ -	\$ -	\$ -	\$ 116,027	100.00%
POE ELEMENTARY SCHOOL	CSP Contractor	PRIME CONTRACTORS INC.	\$ 1,631,973	\$ 1,631,973	\$ -	\$ -	\$ -	\$ -	\$ -	\$ -	\$ -	0.00%
POE ELEMENTARY SCHOOL	Other	VARIOUS VENDORS	\$ 104,143	\$ 104,143	\$ 50,824	\$ 15,948	\$ -	\$ -	\$ -	\$ -	\$ 66,772	64.12%
		<b>Total</b>	<b>\$ 1,852,143</b>	<b>\$ 1,849,884</b>								
ROOSEVELT ELEMENTARY SCHOOL	Architect	RWS ARCHITECTS, INC.	\$ 646,422	\$ 637,720	\$ -	\$ 646,422	\$ -	\$ 181,285	\$ -	\$ -	\$ 646,422	100.00%
ROOSEVELT ELEMENTARY SCHOOL	CMAR	GAMMA CONSTRUCTION COMPANY INC.	\$ 35,390	\$ -	\$ -	\$ -	\$ -	\$ -	\$ 1,107,311	\$ 6,500	\$ 1,113,811	3147.25%
ROOSEVELT ELEMENTARY SCHOOL	Other	VARIOUS VENDORS	\$ 15,155,873	\$ 15,114,129	\$ 757,855	\$ 294,910	\$ -	\$ -	\$ -	\$ -	\$ 1,052,765	6.95%
		<b>Total</b>	<b>\$ 15,837,685</b>	<b>\$ 15,751,849</b>								
SHADOWBRIAR ELEMENTARY SCHOOL	Architect	PMP ARCHITECTS	\$ 116,269	\$ 116,269	\$ -	\$ -	\$ -	\$ -	\$ -	\$ 43,913	\$ 43,913	37.77%
SHADOWBRIAR ELEMENTARY SCHOOL	CSP Contractor	HORIZON INTERNATIONAL GROUP	\$ 1,499,450	\$ 1,498,950	\$ 1,499,450	\$ -	\$ 144,561	\$ -	\$ -	\$ -	\$ 1,499,450	100.00%
SHADOWBRIAR ELEMENTARY SCHOOL	Other	VARIOUS VENDORS	\$ 304,696	\$ 297,992	\$ 179,729	\$ 16,072	\$ -	\$ -	\$ -	\$ -	\$ 195,801	64.26%
		<b>Total</b>	<b>\$ 1,920,414</b>	<b>\$ 1,913,210</b>								
VALLEY WEST ELEMENTARY SCHOOL	Architect	PMP ARCHITECTS	\$ 407,100	\$ 407,100	\$ -	\$ -	\$ -	\$ -	\$ -	\$ -	\$ -	0.00%
VALLEY WEST ELEMENTARY SCHOOL	CMAR	SATTERFIELD & PONTIKES CONST.	\$ 5,461,425	\$ 5,461,425	\$ -	\$ -	\$ -	\$ -	\$ 4,735,374	\$ -	\$ 4,735,374	81.95%
VALLEY WEST ELEMENTARY SCHOOL	Other	VARIOUS VENDORS	\$ 2,058,239	\$ 1,974,803	\$ 520,064	\$ 217,880	\$ -	\$ -	\$ -	\$ -	\$ 737,943	35.85%
		<b>Total</b>	<b>\$ 7,926,763</b>	<b>\$ 7,843,327</b>								
WELCH MIDDLE SCHOOL	Architect	HERMES ARCHITECTS, INC.	\$ 344,450	\$ 344,450	\$ -	\$ -	\$ -	\$ -	\$ 75,367	\$ 11,954	\$ 87,321	25.35%
WELCH MIDDLE SCHOOL	CSP Contractor	PRIME CONTRACTORS INC.	\$ 4,486,475	\$ 4,486,475	\$ -	\$ -	\$ -	\$ -	\$ -	\$ -	\$ -	0.00%
WELCH MIDDLE SCHOOL	Other	VARIOUS VENDORS	\$ 1,038,232	\$ 1,002,346	\$ 140,393	\$ 105,851	\$ -	\$ -	\$ -	\$ -	\$ 246,244	23.72%
		<b>Total</b>	<b>\$ 5,869,157</b>	<b>\$ 5,833,271</b>								
WHARTON K-8 DUAL LANGUAGE ACADEMY	Architect	PARDA DESIGN GROUP, LTD.	\$ 44,800	\$ 43,904	\$ 44,800	\$ -	\$ -	\$ -	\$ -	\$ -	\$ 44,800	100.00%
WHARTON K-8 DUAL LANGUAGE ACADEMY	Other	VARIOUS VENDORS	\$ 692,054	\$ 627,870	\$ 494,613	\$ 4,320	\$ -	\$ -	\$ -	\$ -	\$ 498,933	72.09%
		<b>Total</b>	<b>\$ 736,854</b>	<b>\$ 671,774</b>								
WHITE ELEMENTARY SCHOOL	Architect	SMITH & COMPANY ARCHITECTS, INC.	\$ 192,417	\$ 186,022	\$ 192,417	\$ -	\$ 77,108	\$ -	\$ -	\$ -	\$ 192,417	100.00%
WHITE ELEMENTARY SCHOOL	CMAR	CADENCE MCSHANE CONSTRUCTION CO.	\$ 2,425,498	\$ 2,208,278	\$ -	\$ -	\$ -	\$ -	\$ 971,991	\$ -	\$ 971,991	40.07%
WHITE ELEMENTARY SCHOOL	Other	VARIOUS VENDORS	\$ 343,210	\$ 316,032	\$ 73,291	\$ 40,583	\$ -	\$ -	\$ -	\$ 2,978	\$ 116,852	34.05%
		<b>Total</b>	<b>\$ 2,961,126</b>	<b>\$ 2,710,332</b>								
ALCOTT ELEMENTARY SCHOOL	Architect	MERRIMAN HOLT ARCHITECTS	\$ 269,860	\$ 263,370	\$ -	\$ -	\$ -	\$ -	\$ 74,032	\$ -	\$ 74,032	27.43%
ALCOTT ELEMENTARY SCHOOL	CSP Contractor	PRIME CONTRACTORS INC.	\$ 3,896,766	\$ 3,857,371	\$ -	\$ -	\$ -	\$ -	\$ 1,144,359	\$ 889,599	\$ 2,033,958	52.20%
ALCOTT ELEMENTARY SCHOOL	Other	VARIOUS VENDORS	\$ 363,869	\$ 338,158	\$ 214,023	\$ -	\$ -	\$ -	\$ -	\$ -	\$ 214,023	58.82%
		<b>Total</b>	<b>\$ 4,530,496</b>	<b>\$ 4,458,899</b>								
ALLEN ELEMENTARY SCHOOL	Architect	MATRIX SPENCER INC	\$ 682,191	\$ 669,776	\$ -	\$ -	\$ -	\$ -	\$ 144,500	\$ -	\$ 144,500	21.18%
ALLEN ELEMENTARY SCHOOL	CMAR	COMEX CORPORATION	\$ 12,454,198	\$ 11,729,068	\$ -	\$ 12,454,198	\$ 241,976	\$ 877,421	\$ -	\$ -	\$ 12,454,198	100.00%
ALLEN ELEMENTARY SCHOOL	Other	VARIOUS VENDORS	\$ 3,744,943	\$ 3,628,488	\$ 872,462	\$ 405,170	\$ -	\$ -	\$ -	\$ -	\$ 1,277,632	34.12%
		<b>Total</b>	<b>\$ 16,881,332</b>	<b>\$ 16,027,332</b>								
ATHERTON ELEMENTARY SCHOOL	Architect	IDG ARCHITECTURE	\$ 665,509	\$ 616,350	\$ 665,509	\$ -	\$ -	\$ -	\$ -	\$ -	\$ 665,509	100.00%
ATHERTON ELEMENTARY SCHOOL	CMAR	CADENCE MCSHANE CONSTRUCTION CO.	\$ 12,656,217	\$ 12,384,421	\$ -	\$ -	\$ -	\$ -	\$ -	\$ -	\$ -	0.00%
ATHERTON ELEMENTARY SCHOOL	Other	VARIOUS VENDORS	\$ 1,595,670	\$ 1,227,210	\$ 355,418	\$ 350,188	\$ -	\$ -	\$ -	\$ -	\$ 705,606	44.22%
		<b>Total</b>	<b>\$ 14,917,396</b>	<b>\$ 14,177,981</b>								
ATTACKS MIDDLE SCHOOL	Architect	STOA INTERNATIONAL ARCHITECTS, INC	\$ 262,709	\$ 255,166	\$ 262,709	\$ -	\$ 27,712	\$ -	\$ -	\$ -	\$ 262,709	100.00%
ATTACKS MIDDLE SCHOOL	CSP Contractor	PRIME CONTRACTORS INC.	\$ 2,921,024	\$ 2,921,024	\$ -	\$ -	\$ -	\$ -	\$ 1,700,048	\$ 367,188	\$ 2,067,236	70.77%
ATTACKS MIDDLE SCHOOL	Other	VARIOUS VENDORS	\$ 455,405	\$ 455,405	\$ 119,169	\$ 4,950	\$ -	\$ -	\$ -	\$ -	\$ 124,119	27.25%
		<b>Total</b>	<b>\$ 3,639,138</b>	<b>\$ 3,631,595</b>								
AUSTIN HIGH SCHOOL	Architect	AUTOARCH	\$ 192,197	\$ 180,280	\$ -	\$ 192,197	\$ -	\$ -	\$ -	\$ -	\$ 192,197	100.00%
AUSTIN HIGH SCHOOL	CSP Contractor	DT CONSTRUCTION	\$ 3,016,862	\$ 2,736,312	\$ -	\$ -	\$ -	\$ -	\$ -	\$ -	\$ -	0.00%
AUSTIN HIGH SCHOOL	Other	VARIOUS VENDORS	\$ 723,651	\$ 706,788	\$ 58,848	\$ 915	\$ -	\$ -	\$ -	\$ 27,311	\$ 87,074	12.03%
		<b>Total</b>	<b>\$ 3,992,710</b>	<b>\$ 3,633,381</b>								
BELLAIRE HIGH SCHOOL	Architect	GENSLER	\$ 884,096	\$ 856,000	\$ -	\$ -	\$ -	\$ -	\$ 186,425	\$ 26,060	\$ 212,485	24.03%
BELLAIRE HIGH SCHOOL	CMAR	SATTERFIELD & PONTIKES CONST.	\$ 11,419,341	\$ 11,003,545	\$ -	\$ -	\$ -	\$ -	\$ 3,866,342	\$ 9,575	\$ 3,875,917	33.94%
BELLAIRE HIGH SCHOOL	Other	VARIOUS VENDORS	\$ 2,016,207	\$ 1,824,513	\$ 791,558	\$ 253,305	\$ -	\$ -	\$ -	\$ -	\$ 1,088,266	53.98%
		<b>Total</b>	<b>\$ 14,319,645</b>	<b>\$ 13,684,058</b>								
BLACK MIDDLE SCHOOL	Architect	FEHR GROSSMAN COX ARCHITECTS, INC.	\$ 386,250	\$ 372,984	\$ -	\$ -	\$ -	\$ -	\$ 138,076	\$ -	\$ 138,076	35.75%
BLACK MIDDLE SCHOOL	CSP Contractor	MINER-DEDERICK CONSTRUCTION	\$ 4,080,720	\$ 4,080,720	\$ -	\$ -	\$ -	\$ -	\$ 1,745,500	\$ 46,018	\$ 1,791,518	44.12%
BLACK MIDDLE SCHOOL	Other	VARIOUS VENDORS	\$ 675,378	\$ 644,273	\$ 255,769	\$ 41,600	\$ -	\$ -	\$ -	\$ -	\$ 297,369	44.03%
		<b>Total</b>	<b>\$ 5,122,348</b>	<b>\$ 5,077,977</b>								
BRIARMEADOW CHARTER	Architect	ARCTEC ASSOCIATES, INC.	\$ 29,055	\$ 26,955	\$ 29,055	\$ -	\$ -	\$ -	\$ -	\$ -	\$ 29,055	100.00%
BRIARMEADOW CHARTER	CSP Contractor	PYRAMID CONSTRUCTORS, INC.	\$ 532,459	\$ 529,155	\$ -	\$ -	\$ -	\$ -	\$ 100,712	\$ -	\$ 100,712	18.91%
BRIARMEADOW CHARTER	Other	VARIOUS VENDORS	\$ 272,402	\$ 271,607	\$ 109,997	\$ 22,840	\$ 20,400	\$ -	\$ -	\$ -	\$ 132,838	48.77%
		<b>Total</b>	<b>\$ 833,916</b>	<b>\$ 827,718</b>								
BROWNING ELEMENTARY SCHOOL	Architect	AMBROSE & MCENANY AND HOUSE ARCHITECTS	\$ 134,045	\$ 128,186	\$ -	\$ -	\$ -	\$ -	\$ 54,918	\$ -	\$ 54,918	40.97%
BROWNING ELEMENTARY SCHOOL	CSP Contractor	BHL-LOC (PRIME)	\$ 1,221,362	\$ 1,221,362	\$ 1,221,362	\$ -	\$ -	\$ -	\$ -	\$ -	\$ 1,221,362	100.00%
BROWNING ELEMENTARY SCHOOL	Other	VARIOUS VENDORS	\$ 464,512	\$ 364,354	\$ 177,462	\$ 83,261	\$ -	\$ -	\$ -	\$ -	\$ 210,723	45.36%
		<b>Total</b>	<b>\$ 1,819,918</b>	<b>\$ 1,115,096</b>								



# Business Assistance (M/WBE)

# 2007 Bond Report

School Name	Vendor Type	Vendor Name	Contracted Amount	Payments to Date	First Tier MBE Spend	First Tier WBE Spend	Additional MBE Spend	Additional WBE Spend	Second Tier MBE Spend	Second Tier WBE Spend	Total M/WBE Commitment Amount	Total M/WBE Committed Percentage
BURNET ELEMENTARY SCHOOL	Architect	AUTOARCH	\$ 73,143	\$ 64,537	\$ -	\$ 73,143	\$ -	\$ -	\$ -	\$ -	\$ 73,143	100.00%
BURNET ELEMENTARY SCHOOL	CSP Contractor	DT CONSTRUCTION	\$ 912,078	\$ 860,668	\$ -	\$ -	\$ -	\$ -	\$ -	\$ -	\$ -	0.00%
BURNET ELEMENTARY SCHOOL	Other	VARIOUS VENDORS	\$ 128,332	\$ 120,679	\$ 25,841	\$ 40,403	\$ -	\$ -	\$ -	\$ -	\$ 66,244	51.62%
	Total		\$ 1,113,553	\$ 1,045,885								
BURRUS ELEMENTARY SCHOOL	Architect	LEWELYN DAVIES SAHNI INC.	\$ 113,452	\$ 105,250	\$ 113,452	\$ -	\$ 20,317	\$ -	\$ -	\$ -	\$ 113,452	100.00%
BURRUS ELEMENTARY SCHOOL	CSP Contractor	HORIZON INTERNATIONAL GROUP	\$ 1,368,322	\$ 708,859	\$ 1,368,322	\$ -	\$ 71,611	\$ -	\$ -	\$ -	\$ 1,368,322	100.00%
BURRUS ELEMENTARY SCHOOL	Other	VARIOUS VENDORS	\$ 231,273	\$ 234,273	\$ 121,043	\$ -	\$ -	\$ -	\$ -	\$ 400	\$ 121,443	48.33%
	Total		\$ 1,733,047	\$ 1,048,860								
CARNEGIE VANGUARD HIGH SCHOOL	Architect	REV DE LA REZA ARCHITECTS	\$ 1,375,274	\$ 1,348,033	\$ 1,375,274	\$ -	\$ 109,000	\$ 16,720	\$ -	\$ -	\$ 1,375,274	100.00%
CARNEGIE VANGUARD HIGH SCHOOL	CMAR	TURNER CONSTRUCTION COMPANY	\$ 15,202,987	\$ 15,086,934	\$ -	\$ -	\$ -	\$ -	\$ 2,064,210	\$ 621,817	\$ 2,686,027	17.67%
CARNEGIE VANGUARD HIGH SCHOOL	Other	VARIOUS VENDORS	\$ 4,391,006	\$ 3,168,430	\$ 924,266	\$ 315,194	\$ -	\$ -	\$ -	\$ -	\$ 1,239,460	28.23%
	Total		\$ 20,969,266	\$ 19,093,387								
CARRILLO ELEMENTARY SCHOOL	Architect	SUSTAITA ASSOCIATES ALIA, INC.	\$ 159,470	\$ 155,436	\$ 159,470	\$ -	\$ -	\$ -	\$ -	\$ -	\$ 159,470	100.00%
CARRILLO ELEMENTARY SCHOOL	CMAR	DRYMALLA CONSTRUCTION CO.	\$ 1,789,464	\$ 1,757,301	\$ -	\$ -	\$ -	\$ -	\$ 2,527,373	\$ 22,750	\$ 2,550,123	142.51%
CARRILLO ELEMENTARY SCHOOL	Other	VARIOUS VENDORS	\$ 113,749	\$ 106,969	\$ 38,510	\$ 39,275	\$ -	\$ -	\$ -	\$ -	\$ 77,785	68.38%
	Total		\$ 2,062,683	\$ 2,019,706								
CARTER CAREER CENTER	Architect	REV DE LA REZA ARCHITECTS	\$ 162,338	\$ 151,175	\$ 162,338	\$ -	\$ -	\$ -	\$ -	\$ -	\$ 162,338	100.00%
CARTER CAREER CENTER	Other	VARIOUS VENDORS	\$ 1,630,502	\$ 1,615,892	\$ 688,943	\$ 252,531	\$ -	\$ -	\$ -	\$ -	\$ 941,474	57.74%
	Total		\$ 1,792,840	\$ 1,767,067								
CONTEMPORARY LEARNING CENTER HIGH SCHOOL (YWCAP)	Other	VARIOUS VENDORS	\$ 1,104,691	\$ 1,097,282	\$ 614,886	\$ 229,352	\$ 22,570	\$ -	\$ -	\$ -	\$ 844,239	76.42%
	Total		\$ 1,104,691	\$ 1,097,282								
CRESPO ELEMENTARY SCHOOL	Architect	PROZIGN ARCHITECTS INC.	\$ 173,512	\$ 147,544	\$ -	\$ -	\$ -	\$ -	\$ 9,100	\$ 2,567	\$ 11,767	6.78%
CRESPO ELEMENTARY SCHOOL	CSP Contractor	RHJ-JOC (PRIME)	\$ 2,141,816	\$ 825,202	\$ 2,141,816	\$ -	\$ 1,038,220	\$ -	\$ -	\$ -	\$ 2,141,816	100.00%
CRESPO ELEMENTARY SCHOOL	Other	VARIOUS VENDORS	\$ 426,806	\$ 366,668	\$ 70,580	\$ 84,511	\$ -	\$ -	\$ -	\$ -	\$ 155,090	36.34%
	Total		\$ 2,742,134	\$ 1,339,414								
DEZAVALA ELEMENTARY SCHOOL	Architect	PARRA DESIGN GROUP LTD.	\$ 57,400	\$ 55,619	\$ 57,400	\$ -	\$ -	\$ -	\$ -	\$ -	\$ 57,400	100.00%
DEZAVALA ELEMENTARY SCHOOL	CSP Contractor	HORIZON INTERNATIONAL GROUP	\$ 531,067	\$ 485,774	\$ 531,067	\$ -	\$ -	\$ -	\$ -	\$ -	\$ 531,067	100.00%
DEZAVALA ELEMENTARY SCHOOL	Other	VARIOUS VENDORS	\$ 140,110	\$ 118,153	\$ 69,839	\$ -	\$ -	\$ -	\$ -	\$ -	\$ 69,839	49.85%
	Total		\$ 728,577	\$ 659,546								
DURKEE ELEMENTARY SCHOOL	Architect	PGAL	\$ 418,021	\$ 394,771	\$ -	\$ -	\$ -	\$ -	\$ 96,000	\$ -	\$ 96,000	22.97%
DURKEE ELEMENTARY SCHOOL	CSP Contractor	PRIME CONTRACTORS INC.	\$ 4,909,475	\$ 4,908,022	\$ -	\$ -	\$ -	\$ -	\$ 1,704,801	\$ -	\$ 1,704,801	34.73%
DURKEE ELEMENTARY SCHOOL	Other	VARIOUS VENDORS	\$ 625,031	\$ 587,159	\$ 111,723	\$ 24,992	\$ -	\$ -	\$ 2,138	\$ -	\$ 138,853	22.22%
	Total		\$ 5,952,527	\$ 5,889,952								
EASTWOOD ACADEMY	Architect	PROZIGN ARCHITECTS INC.	\$ 412,372	\$ 340,114	\$ -	\$ -	\$ -	\$ -	\$ 28,500	\$ 5,734	\$ 34,234	8.30%
EASTWOOD ACADEMY	CMAR	GAMMA CONSTRUCTION COMPANY INC.	\$ 5,457,153	\$ 3,173,120	\$ -	\$ -	\$ -	\$ -	\$ -	\$ -	\$ -	0.00%
EASTWOOD ACADEMY	Other	VARIOUS VENDORS	\$ 547,404	\$ 415,567	\$ 176,699	\$ 48,407	\$ -	\$ -	\$ -	\$ -	\$ 225,106	41.12%
	Total		\$ 6,416,929	\$ 3,928,802								
EDISON MIDDLE SCHOOL	Architect	PARRA DESIGN GROUP LTD.	\$ 58,711	\$ 57,415	\$ 58,711	\$ -	\$ -	\$ -	\$ -	\$ -	\$ 58,711	100.00%
EDISON MIDDLE SCHOOL	CSP Contractor	HORIZON INTERNATIONAL GROUP	\$ 739,575	\$ 710,162	\$ 739,575	\$ -	\$ -	\$ -	\$ -	\$ -	\$ 739,575	100.00%
EDISON MIDDLE SCHOOL	Other	VARIOUS VENDORS	\$ 210,162	\$ 201,029	\$ 74,668	\$ 2,475	\$ -	\$ -	\$ -	\$ -	\$ 77,143	36.71%
	Total		\$ 1,008,448	\$ 968,606								
FLEMING MIDDLE SCHOOL	Architect	ARCTEC ASSOCIATES, INC.	\$ 415,633	\$ 395,426	\$ 415,633	\$ -	\$ -	\$ -	\$ -	\$ -	\$ 415,633	100.00%
FLEMING MIDDLE SCHOOL	CSP Contractor	PRIME CONTRACTORS INC.	\$ 5,618,107	\$ 5,618,107	\$ -	\$ -	\$ -	\$ -	\$ 743,348	\$ 337,000	\$ 1,080,348	19.23%
FLEMING MIDDLE SCHOOL	Other	VARIOUS VENDORS	\$ 1,387,073	\$ 1,240,447	\$ 273,526	\$ 272,103	\$ -	\$ -	\$ -	\$ -	\$ 545,629	39.34%
	Total		\$ 7,420,813	\$ 7,253,980								
FURR HIGH SCHOOL	Architect	PROZIGN ARCHITECTS INC.	\$ 697,206	\$ 674,142	\$ -	\$ -	\$ -	\$ -	\$ -	\$ -	\$ -	0.00%
FURR HIGH SCHOOL	CSP Contractor	JEFFREY C. STONE, INC.	\$ 7,341,391	\$ 7,252,847	\$ -	\$ -	\$ -	\$ -	\$ 11,812	\$ 8,293	\$ 20,105	2.88%
FURR HIGH SCHOOL	Other	VARIOUS VENDORS	\$ 2,190,735	\$ 1,991,408	\$ 333,683	\$ 426,565	\$ -	\$ -	\$ 1,753,300	\$ -	\$ 1,753,300	23.88%
	Total		\$ 10,229,332	\$ 9,918,397								
GALLEGOS ELEMENTARY SCHOOL	Architect	RDC ARCHITECTS	\$ 185,153	\$ 175,157	\$ 185,153	\$ -	\$ 8,000	\$ 9,500	\$ -	\$ -	\$ 185,153	100.00%
GALLEGOS ELEMENTARY SCHOOL	CSP Contractor	PYRAMID CONSTRUCTORS, INC.	\$ 2,201,949	\$ 1,712,140	\$ -	\$ -	\$ -	\$ -	\$ 633,767	\$ 530,000	\$ 1,163,767	52.85%
GALLEGOS ELEMENTARY SCHOOL	Other	VARIOUS VENDORS	\$ 251,605	\$ 243,633	\$ 70,689	\$ 37,987	\$ -	\$ -	\$ -	\$ -	\$ 108,676	43.19%
	Total		\$ 2,638,707	\$ 2,130,930								
GARDEN OAKS ELEMENTARY SCHOOL	Other	VARIOUS VENDORS	\$ 124,481	\$ 124,481	\$ 71,678	\$ 450	\$ -	\$ -	\$ -	\$ -	\$ 72,128	57.94%
	Total		\$ 124,481	\$ 124,481								
GRISOM ELEMENTARY SCHOOL	Architect	MLB AND ASSOCIATES LLC	\$ 206,270	\$ 149,284	\$ 206,270	\$ -	\$ 92,422	\$ -	\$ -	\$ -	\$ 206,270	100.00%
GRISOM ELEMENTARY SCHOOL	Other	VARIOUS VENDORS	\$ 119,374	\$ 114,855	\$ 57,477	\$ 450	\$ -	\$ -	\$ -	\$ -	\$ 57,927	48.53%
	Total		\$ 325,644	\$ 264,138								
HAMILTON MIDDLE SCHOOL	Architect	AMBROSE & MCENANY AND HOUSE ARCHITECTS	\$ 106,330	\$ 100,671	\$ -	\$ -	\$ -	\$ -	\$ 42,725	\$ -	\$ 42,725	40.18%
HAMILTON MIDDLE SCHOOL	CSP Contractor	RHJ-JOC (PRIME)	\$ 1,039,926	\$ 603,033	\$ 1,039,926	\$ -	\$ -	\$ -	\$ -	\$ -	\$ 1,039,926	100.00%
HAMILTON MIDDLE SCHOOL	Other	VARIOUS VENDORS	\$ 708,061	\$ 645,070	\$ 136,439	\$ 133,876	\$ -	\$ -	\$ -	\$ -	\$ 270,315	38.18%
	Total		\$ 1,854,317	\$ 1,348,774								
HARRIS J. R. ELEMENTARY SCHOOL	Architect	SUSTAITA ASSOCIATES ALIA, INC.	\$ 297,246	\$ 259,975	\$ 297,246	\$ -	\$ 9,025	\$ -	\$ -	\$ -	\$ 297,246	100.00%
HARRIS J. R. ELEMENTARY SCHOOL	CMAR	DRYMALLA CONSTRUCTION CO.	\$ 3,123,167	\$ 2,979,492	\$ -	\$ -	\$ -	\$ -	\$ -	\$ -	\$ -	0.00%
HARRIS J. R. ELEMENTARY SCHOOL	Other	VARIOUS VENDORS	\$ 519,667	\$ 163,972	\$ 113,058	\$ 285,978	\$ -	\$ -	\$ -	\$ -	\$ 399,036	76.79%
	Total		\$ 3,940,079	\$ 3,403,439								

# Business Assistance (M/WBE)

# 2007 Bond Report

School Name	Vendor Type	Vendor Name	Contracted Amount	Payments to Date	First Tier WBE Spend	First Tier WBE Spend	Additional MBE Spend	Second Tier MBE Spend	Second Tier WBE Spend	Total M/WBE Commitment Amount	Total M/WBE Committed Percentage
HARRIS, R. P. ELEMENTARY SCHOOL	Architect	AMBROSE & MCENANY AND HOUSE ARCHITECTS	\$ 261,267	\$ 205,906	\$ -	\$ -	\$ -	\$ -	\$ -	\$ -	0.00%
HARRIS, R. P. ELEMENTARY SCHOOL	CSP Contractor	PRIME CONTRACTORS INC.	\$ 3,107,000	\$ 1,046,300	\$ -	\$ -	\$ -	\$ -	\$ -	\$ -	0.00%
HARRIS, R. P. ELEMENTARY SCHOOL	Other	VARIOUS VENDORS	\$ 388,233	\$ 365,955	\$ 62,245	\$ 21,188	\$ -	\$ -	\$ -	\$ 83,432	21.49%
<b>Total</b>			<b>\$ 3,756,500</b>	<b>\$ 1,618,161</b>							
HARVARD ELEMENTARY SCHOOL	Architect	AMBROSE & MCENANY AND HOUSE ARCHITECTS	\$ 63,428	\$ 59,058	\$ -	\$ -	\$ -	\$ -	\$ -	\$ -	40.02%
HARVARD ELEMENTARY SCHOOL	CSP Contractor	RHI-JOC (PRIME)	\$ 682,887	\$ 357,138	\$ 682,887	\$ -	\$ -	\$ -	\$ -	\$ 25,382	100.00%
HARVARD ELEMENTARY SCHOOL	Other	VARIOUS VENDORS	\$ 269,988	\$ 224,641	\$ 78,196	\$ 15,295	\$ -	\$ -	\$ -	\$ 93,491	34.63%
<b>Total</b>			<b>\$ 1,016,303</b>	<b>\$ 640,838</b>							
HELMS ELEMENTARY SCHOOL	Architect	FEHR GROSSMAN COX ARCHITECTS, INC.	\$ 178,403	\$ 175,202	\$ -	\$ -	\$ -	\$ -	\$ -	\$ -	101.44%
HELMS ELEMENTARY SCHOOL	CSP Contractor	HORIZON INTERNATIONAL GROUP	\$ 2,006,809	\$ 1,908,041	\$ 2,006,809	\$ -	\$ -	\$ -	\$ -	\$ 2,006,809	100.00%
HELMS ELEMENTARY SCHOOL	Other	VARIOUS VENDORS	\$ 482,628	\$ 391,856	\$ 86,269	\$ 450	\$ -	\$ -	\$ -	\$ 86,719	17.97%
<b>Total</b>			<b>\$ 2,667,839</b>	<b>\$ 2,475,099</b>							
HENDERSON, J. P. ELEMENTARY SCHOOL	Architect	SUSTAITA ASSOCIATES A.L.J.A., INC.	\$ 103,341	\$ 95,695	\$ 103,341	\$ -	\$ -	\$ -	\$ -	\$ 103,341	100.00%
HENDERSON, J. P. ELEMENTARY SCHOOL	CMAR	DRYMALIA CONSTRUCTION CO.	\$ 1,088,796	\$ 1,021,005	\$ -	\$ -	\$ -	\$ -	\$ -	\$ -	0.00%
HENDERSON, J. P. ELEMENTARY SCHOOL	Other	VARIOUS VENDORS	\$ 235,932	\$ 168,297	\$ 100,107	\$ 3,086	\$ -	\$ -	\$ -	\$ 103,193	43.74%
<b>Total</b>			<b>\$ 1,428,069</b>	<b>\$ 1,284,997</b>							
HERRERA ELEMENTARY SCHOOL	Architect	LEWELYN-DAVIES SAHNI INC.	\$ 138,039	\$ 135,510	\$ 138,039	\$ -	\$ 63,756	\$ -	\$ -	\$ 138,039	100.00%
HERRERA ELEMENTARY SCHOOL	CSP Contractor	HORIZON INTERNATIONAL GROUP	\$ 1,766,618	\$ 1,227,630	\$ 1,766,618	\$ -	\$ 185,199	\$ -	\$ -	\$ 1,766,618	100.00%
HERRERA ELEMENTARY SCHOOL	Other	VARIOUS VENDORS	\$ 192,914	\$ 185,700	\$ 56,656	\$ 96,896	\$ -	\$ -	\$ -	\$ 153,552	79.60%
<b>Total</b>			<b>\$ 2,097,571</b>	<b>\$ 1,548,840</b>							
HIGH SCHOOL FOR PERFORMING & VISUAL ARTS	Architect	SUSTAITA ASSOCIATES A.L.J.A., INC.	\$ 240,952	\$ 238,793	\$ 240,952	\$ -	\$ 10,300	\$ -	\$ -	\$ 240,952	100.00%
HIGH SCHOOL FOR PERFORMING & VISUAL ARTS	CSP Contractor	DT CONSTRUCTION	\$ 3,503,658	\$ 3,441,508	\$ -	\$ -	\$ -	\$ -	\$ -	\$ 805,231	22.98%
HIGH SCHOOL FOR PERFORMING & VISUAL ARTS	Other	VARIOUS VENDORS	\$ 518,130	\$ 461,238	\$ 181,794	\$ 749	\$ -	\$ -	\$ -	\$ 182,543	35.23%
<b>Total</b>			<b>\$ 4,262,740</b>	<b>\$ 4,141,538</b>							
HOBBY ELEMENTARY SCHOOL	Architect	SMITH & COMPANY ARCHITECTS, INC.	\$ 152,620	\$ 150,663	\$ 152,620	\$ -	\$ 55,345	\$ -	\$ -	\$ 152,620	100.00%
HOBBY ELEMENTARY SCHOOL	CSP Contractor	DT CONSTRUCTION	\$ 2,260,145	\$ 2,251,526	\$ -	\$ -	\$ -	\$ -	\$ -	\$ -	0.00%
HOBBY ELEMENTARY SCHOOL	Other	VARIOUS VENDORS	\$ 427,505	\$ 400,621	\$ 152,973	\$ 20,193	\$ -	\$ -	\$ -	\$ 173,166	40.51%
<b>Total</b>			<b>\$ 2,840,270</b>	<b>\$ 2,802,810</b>							
HOLLAND MIDDLE SCHOOL	Architect	AMBROSE & MCENANY AND HOUSE ARCHITECTS	\$ 154,822	\$ 130,844	\$ -	\$ -	\$ -	\$ -	\$ -	\$ -	0.00%
HOLLAND MIDDLE SCHOOL	CSP Contractor	PRIME CONTRACTORS INC.	\$ 1,981,431	\$ 1,181,820	\$ -	\$ -	\$ -	\$ -	\$ -	\$ -	0.00%
HOLLAND MIDDLE SCHOOL	Other	VARIOUS VENDORS	\$ 400,509	\$ 388,113	\$ 93,134	\$ -	\$ -	\$ -	\$ -	\$ 93,134	23.25%
<b>Total</b>			<b>\$ 2,536,763</b>	<b>\$ 1,700,777</b>							
ISAACS ELEMENTARY SCHOOL	Architect	ENGLISH & ASSOCIATES ARCHITECTS, IN	\$ 181,798	\$ 180,091	\$ -	\$ 181,798	\$ 5,000	\$ -	\$ -	\$ 181,798	100.00%
ISAACS ELEMENTARY SCHOOL	CMAR	COMEX CORPORATION	\$ 2,562,352	\$ 2,544,583	\$ 2,562,352	\$ -	\$ -	\$ -	\$ -	\$ 2,562,352	100.00%
ISAACS ELEMENTARY SCHOOL	Other	VARIOUS VENDORS	\$ 405,631	\$ 375,900	\$ 204,493	\$ 22,381	\$ -	\$ -	\$ -	\$ 226,874	55.93%
<b>Total</b>			<b>\$ 3,149,780</b>	<b>\$ 3,102,574</b>							
JACKSON MIDDLE SCHOOL	Architect	AUTOARCH	\$ 722,554	\$ 707,730	\$ -	\$ 722,554	\$ -	\$ -	\$ -	\$ 722,554	100.00%
JACKSON MIDDLE SCHOOL	CSP Contractor	JEFFREY C. STONE, INC.	\$ 9,155,717	\$ 9,114,662	\$ -	\$ -	\$ -	\$ -	\$ -	\$ 2,619,900	28.61%
JACKSON MIDDLE SCHOOL	Other	VARIOUS VENDORS	\$ 2,723,859	\$ 2,314,279	\$ 765,045	\$ 317,906	\$ -	\$ -	\$ -	\$ 1,082,950	39.76%
<b>Total</b>			<b>\$ 12,602,130</b>	<b>\$ 12,136,671</b>							
JEFFERSON ELEMENTARY SCHOOL	Architect	CORGAN ASSOCIATES, INC.	\$ 69,396	\$ 65,348	\$ -	\$ -	\$ -	\$ -	\$ -	\$ 30,700	44.24%
JEFFERSON ELEMENTARY SCHOOL	CSP Contractor	RHI-JOC, INC.	\$ 827,900	\$ 688,689	\$ 827,900	\$ -	\$ 205,000	\$ 272,902	\$ -	\$ 827,900	100.00%
JEFFERSON ELEMENTARY SCHOOL	Other	VARIOUS VENDORS	\$ 133,130	\$ 124,263	\$ 43,650	\$ -	\$ -	\$ -	\$ -	\$ 43,650	32.79%
<b>Total</b>			<b>\$ 1,030,426</b>	<b>\$ 858,300</b>							
JOHNSTON MIDDLE SCHOOL	Architect	RWS ARCHITECTS, INC.	\$ 424,052	\$ 372,045	\$ -	\$ 424,052	\$ -	\$ -	\$ -	\$ 424,052	100.00%
JOHNSTON MIDDLE SCHOOL	CSP Contractor	FORT BEND MECHANICAL LTD.	\$ 3,852,394	\$ 3,674,838	\$ -	\$ -	\$ -	\$ -	\$ 211,940	\$ 681,331	17.69%
JOHNSTON MIDDLE SCHOOL	Other	VARIOUS VENDORS	\$ 1,560,801	\$ 1,526,152	\$ 295,675	\$ 312,999	\$ -	\$ -	\$ -	\$ 608,674	39.00%
<b>Total</b>			<b>\$ 5,837,247</b>	<b>\$ 5,573,035</b>							
JORDAN HIGH SCHOOL	Architect	ESPA CORP, INC.	\$ 119,417	\$ 89,876	\$ 119,417	\$ -	\$ -	\$ -	\$ -	\$ 119,417	100.00%
JORDAN HIGH SCHOOL	CSP Contractor	ICI CONSTRUCTION INC.	\$ 1,450,813	\$ 915,200	\$ -	\$ -	\$ -	\$ -	\$ 400,000	\$ 400,000	27.57%
JORDAN HIGH SCHOOL	Other	VARIOUS VENDORS	\$ 439,574	\$ 432,774	\$ 214,834	\$ 9,070	\$ -	\$ -	\$ -	\$ 223,904	50.94%
<b>Total</b>			<b>\$ 2,009,804</b>	<b>\$ 1,437,804</b>							
KASHMERE GARDENS ELEMENTARY SCHOOL	Architect	HILL & SWART ARCHITECTS, INC.	\$ 105,986	\$ 83,586	\$ 105,986	\$ -	\$ -	\$ -	\$ -	\$ 105,986	100.00%
KASHMERE GARDENS ELEMENTARY SCHOOL	CSP Contractor	FORT BEND MECHANICAL LTD.	\$ 1,332,138	\$ 1,268,589	\$ -	\$ -	\$ -	\$ 92,437	\$ 79,995	\$ 172,432	12.94%
KASHMERE GARDENS ELEMENTARY SCHOOL	Other	VARIOUS VENDORS	\$ 284,239	\$ 260,499	\$ 45,643	\$ 149,953	\$ -	\$ -	\$ -	\$ 195,596	68.81%
<b>Total</b>			<b>\$ 1,722,362</b>	<b>\$ 1,612,673</b>							
KEY MIDDLE SCHOOL	Architect	POLYTECH, INC.	\$ 112,201	\$ 112,201	\$ -	\$ -	\$ -	\$ -	\$ 30,500	\$ 44,180	39.38%
KEY MIDDLE SCHOOL	Other	VARIOUS VENDORS	\$ 3,482,772	\$ 3,448,394	\$ 175,617	\$ 968	\$ -	\$ -	\$ -	\$ 176,585	5.07%
<b>Total</b>			<b>\$ 3,594,972</b>	<b>\$ 3,560,595</b>							
LOCKHART ELEMENTARY SCHOOL	Architect	HARRISONKORNBURG ARCHITECTS, LLC	\$ 980,943	\$ 954,693	\$ 980,943	\$ -	\$ -	\$ -	\$ -	\$ 980,943	100.00%
LOCKHART ELEMENTARY SCHOOL	CMAR	TURNER CONSTRUCTION COMPANY	\$ 13,894,769	\$ 13,746,079	\$ -	\$ -	\$ -	\$ 2,035,586	\$ 772,736	\$ 2,808,322	20.21%
LOCKHART ELEMENTARY SCHOOL	Other	VARIOUS VENDORS	\$ 3,110,785	\$ 3,012,069	\$ 743,801	\$ 499,093	\$ -	\$ -	\$ -	\$ 1,242,894	39.95%
<b>Total</b>			<b>\$ 17,986,497</b>	<b>\$ 17,712,842</b>							
MADISON HIGH SCHOOL	Architect	MOLINA WALKER ARCHITECTS, INC.	\$ 329,452	\$ 320,423	\$ -	\$ 329,452	\$ 17,000	\$ -	\$ -	\$ 329,452	100.00%
MADISON HIGH SCHOOL	CSP Contractor	DT CONSTRUCTION	\$ 4,140,171	\$ 4,132,800	\$ -	\$ -	\$ -	\$ 905,069	\$ 209,426	\$ 1,114,495	26.92%
MADISON HIGH SCHOOL	Other	VARIOUS VENDORS	\$ 1,981,140	\$ 1,772,505	\$ 309,812	\$ 116,907	\$ -	\$ 160,763	\$ -	\$ 426,718	21.54%
<b>Total</b>			<b>\$ 6,450,762</b>	<b>\$ 6,225,728</b>							

# Business Assistance (M/WBE)

# 2007 Bond Report

School Name	Vendor Type	Vendor Name	Contracted Amount	Payments to Date	First Tier MBE Spend	First Tier WBE Spend	Additional MBE Spend	Additional WBE Spend	Second Tier MBE Spend	Second Tier WBE Spend	Total M/WBE Commitment Amount	Total M/WBE Committed Percentage
MARTINEZ R. ELEMENTARY SCHOOL	Architect	ENGLISH + ASSOCIATES ARCHITECTS, IN	\$ 195,867	\$ 185,636	\$ -	\$ -	\$ -	\$ -	\$ -	\$ -	\$ 195,867	100.00%
MARTINEZ R. ELEMENTARY SCHOOL	CSP Contractor	PRIME CONTRACTORS INC.	\$ 2,051,623	\$ 2,001,827	\$ -	\$ -	\$ -	\$ -	\$ -	\$ -	\$ -	0.00%
MARTINEZ R. ELEMENTARY SCHOOL	Other	VARIOUS VENDORS	\$ 379,789	\$ 152,769	\$ 96,758	\$ 26,703	\$ -	\$ -	\$ -	\$ -	\$ 123,460	32.51%
<b>Total</b>			<b>\$ 2,627,279</b>	<b>\$ 2,340,232</b>								
MITCHELL ELEMENTARY SCHOOL	Architect	BRAVE ARCHITECTURE	\$ 160,604	\$ 157,381	\$ 160,604	\$ -	\$ 3,500	\$ 69,925	\$ -	\$ -	\$ 160,604	100.00%
MITCHELL ELEMENTARY SCHOOL	CSP Contractor	PRIME CONTRACTORS INC.	\$ 2,539,354	\$ 2,508,590	\$ -	\$ -	\$ -	\$ -	\$ 369,300	\$ -	\$ 1,325,385	52.19%
MITCHELL ELEMENTARY SCHOOL	Other	VARIOUS VENDORS	\$ 512,429	\$ 486,882	\$ 243,618	\$ 57,296	\$ -	\$ -	\$ -	\$ -	\$ 300,914	58.72%
<b>Total</b>			<b>\$ 3,212,388</b>	<b>\$ 3,152,853</b>								
MONTGOMERY ELEMENTARY SCHOOL	Architect	STUDIO RED ARCHITECTS	\$ 224,099	\$ 219,722	\$ -	\$ -	\$ -	\$ -	\$ 53,845	\$ -	\$ 53,845	24.03%
MONTGOMERY ELEMENTARY SCHOOL	CSP Contractor	DRYMALLA CONSTRUCTION CO.	\$ 2,358,314	\$ 2,336,400	\$ -	\$ -	\$ -	\$ -	\$ 423,967	\$ 200,086	\$ 624,053	26.46%
MONTGOMERY ELEMENTARY SCHOOL	Other	VARIOUS VENDORS	\$ 559,103	\$ 269,237	\$ 159,783	\$ 39,988	\$ -	\$ -	\$ 290	\$ -	\$ 200,061	35.78%
<b>Total</b>			<b>\$ 3,141,516</b>	<b>\$ 2,825,359</b>								
OATES ELEMENTARY SCHOOL	Architect	SUSTAITA ASSOCIATES ALIA, INC.	\$ 96,729	\$ 94,026	\$ 96,729	\$ -	\$ -	\$ -	\$ -	\$ -	\$ 96,729	100.00%
OATES ELEMENTARY SCHOOL	CSP Contractor	DRYMALLA CONSTRUCTION CO.	\$ 1,272,971	\$ 1,264,702	\$ -	\$ -	\$ -	\$ -	\$ -	\$ -	\$ -	0.00%
OATES ELEMENTARY SCHOOL	Other	VARIOUS VENDORS	\$ 424,941	\$ 385,284	\$ 45,298	\$ 86,894	\$ -	\$ -	\$ -	\$ -	\$ 132,192	31.11%
<b>Total</b>			<b>\$ 1,794,641</b>	<b>\$ 1,744,012</b>								
PETERSEN ELEMENTARY SCHOOL	Architect	STUDIO RED ARCHITECTS	\$ 161,338	\$ 158,192	\$ -	\$ -	\$ -	\$ -	\$ 39,045	\$ -	\$ 39,045	24.20%
PETERSEN ELEMENTARY SCHOOL	CSP Contractor	DRYMALLA CONSTRUCTION CO.	\$ 2,091,620	\$ 2,091,617	\$ -	\$ -	\$ -	\$ -	\$ 779,840	\$ -	\$ 779,840	37.28%
PETERSEN ELEMENTARY SCHOOL	Other	VARIOUS VENDORS	\$ 245,597	\$ 221,051	\$ 59,769	\$ 95,769	\$ -	\$ -	\$ -	\$ -	\$ 155,538	63.33%
<b>Total</b>			<b>\$ 2,498,556</b>	<b>\$ 2,470,860</b>								
PLEASANTVILLE ELEMENTARY SCHOOL	Architect	RDC ARCHITECTS	\$ 266,059	\$ 252,709	\$ 266,059	\$ -	\$ -	\$ -	\$ -	\$ -	\$ 266,059	100.00%
PLEASANTVILLE ELEMENTARY SCHOOL	CSP Contractor	PYRAMID CONSTRUCTORS, INC.	\$ 3,425,542	\$ 2,542,703	\$ -	\$ -	\$ -	\$ -	\$ -	\$ -	\$ -	0.00%
PLEASANTVILLE ELEMENTARY SCHOOL	Other	VARIOUS VENDORS	\$ 219,675	\$ 199,307	\$ 63,516	\$ 1,701	\$ -	\$ -	\$ -	\$ -	\$ 65,218	29.69%
<b>Total</b>			<b>\$ 3,911,276</b>	<b>\$ 2,994,719</b>								
REAGAN K-8 EDUCATIONAL CENTER	Architect	PIBK ARCHITECTS	\$ 1,622,726	\$ 1,580,786	\$ -	\$ -	\$ -	\$ -	\$ 220,550	\$ 127,575	\$ 348,125	21.45%
REAGAN K-8 EDUCATIONAL CENTER	CSP Contractor	ANSLOW BRYANT CONSTRUCTION, LTD.	\$ 21,410,252	\$ 21,114,589	\$ -	\$ -	\$ -	\$ -	\$ -	\$ -	\$ 64,354	0.30%
REAGAN K-8 EDUCATIONAL CENTER	Other	VARIOUS VENDORS	\$ 4,624,966	\$ 4,520,408	\$ 1,136,438	\$ 554,581	\$ -	\$ -	\$ -	\$ -	\$ 1,691,019	36.56%
<b>Total</b>			<b>\$ 27,657,944</b>	<b>\$ 27,215,783</b>								
SAM HOUSTON MATH SCIENCE AND TECHNOLOGY CENTER	Architect	CORGAN ASSOCIATES, INC.	\$ 518,087	\$ 505,521	\$ -	\$ -	\$ -	\$ -	\$ 173,362	\$ 8,100	\$ 181,462	35.03%
SAM HOUSTON MATH SCIENCE AND TECHNOLOGY CENTER	CSP Contractor	MORGANT TEXAS, INC.	\$ 8,664,715	\$ 8,652,952	\$ -	\$ -	\$ -	\$ -	\$ 2,011,991	\$ 19,848	\$ 2,031,839	23.45%
SAM HOUSTON MATH SCIENCE AND TECHNOLOGY CENTER	Other	VARIOUS VENDORS	\$ 1,098,235	\$ 1,065,677	\$ 373,628	\$ 134,057	\$ -	\$ -	\$ -	\$ -	\$ 507,685	46.23%
<b>Total</b>			<b>\$ 10,281,036</b>	<b>\$ 10,224,150</b>								
SCARBOROUGH HIGH SCHOOL	Architect	CDG ARCHITECTURE & INTERIOR DESIGN, INC	\$ 696,792	\$ 690,095	\$ -	\$ -	\$ -	\$ -	\$ 9,800	\$ 31,220	\$ 41,020	5.89%
SCARBOROUGH HIGH SCHOOL	CSP Contractor	DRYMALLA CONSTRUCTION CO.	\$ 8,568,632	\$ 8,568,632	\$ -	\$ -	\$ -	\$ -	\$ 2,585,000	\$ -	\$ 2,585,000	30.17%
SCARBOROUGH HIGH SCHOOL	Other	VARIOUS VENDORS	\$ 2,427,890	\$ 2,109,599	\$ 637,414	\$ 170,236	\$ -	\$ -	\$ -	\$ -	\$ 807,650	33.27%
<b>Total</b>			<b>\$ 11,693,314</b>	<b>\$ 11,368,326</b>								
SCARBOROUGH ELEMENTARY SCHOOL	Architect	PGAL	\$ 290,437	\$ 281,988	\$ -	\$ -	\$ -	\$ -	\$ 83,000	\$ -	\$ 83,000	28.58%
SCARBOROUGH ELEMENTARY SCHOOL	CSP Contractor	PRIME CONTRACTORS INC.	\$ 3,817,575	\$ 3,817,575	\$ -	\$ -	\$ -	\$ -	\$ -	\$ -	\$ -	0.00%
SCARBOROUGH ELEMENTARY SCHOOL	Other	VARIOUS VENDORS	\$ 774,367	\$ 759,120	\$ 216,440	\$ 33,867	\$ -	\$ -	\$ 179,800	\$ -	\$ 430,107	55.54%
<b>Total</b>			<b>\$ 4,882,379</b>	<b>\$ 4,858,683</b>								
SCOTT ELEMENTARY SCHOOL	Architect	ESPA CORP, INC.	\$ 918,954	\$ 874,283	\$ 918,954	\$ -	\$ -	\$ -	\$ -	\$ -	\$ 918,954	100.00%
SCOTT ELEMENTARY SCHOOL	CSP Contractor	CADENCE MC SHANE CONSTRUCTION CO.	\$ 12,839,035	\$ 8,900,871	\$ -	\$ -	\$ -	\$ -	\$ 2,027,290	\$ 289,926	\$ 2,317,216	18.05%
SCOTT ELEMENTARY SCHOOL	Other	VARIOUS VENDORS	\$ 3,518,853	\$ 3,424,070	\$ 820,747	\$ 75,663	\$ -	\$ -	\$ -	\$ -	\$ 896,410	25.47%
<b>Total</b>			<b>\$ 17,276,842</b>	<b>\$ 13,199,225</b>								
SMITH EDUCATION CENTER (YMCPA)	Architect	REV DE LA REZA ARCHITECTS	\$ 135,471	\$ 135,471	\$ 135,471	\$ -	\$ -	\$ -	\$ -	\$ -	\$ 135,471	100.00%
SMITH EDUCATION CENTER (YMCPA)	CSP Contractor	PRIME CONTRACTORS INC.	\$ 794,515	\$ 794,515	\$ -	\$ -	\$ -	\$ -	\$ 176,250	\$ 13,551	\$ 189,801	23.89%
SMITH EDUCATION CENTER (YMCPA)	Other	VARIOUS VENDORS	\$ 2,784,633	\$ 2,700,653	\$ 1,120,945	\$ 492,233	\$ -	\$ -	\$ -	\$ -	\$ 1,613,178	57.93%
<b>Total</b>			<b>\$ 3,714,619</b>	<b>\$ 3,630,639</b>								
SMITH ELEMENTARY SCHOOL	Architect	BRAVE ARCHITECTURE	\$ 809,719	\$ 687,874	\$ 809,719	\$ -	\$ 113,677	\$ -	\$ -	\$ -	\$ 809,719	100.00%
SMITH ELEMENTARY SCHOOL	CSP Contractor	COMEX CORPORATION	\$ 5,705,900	\$ 1,574,103	\$ 5,705,900	\$ -	\$ -	\$ -	\$ -	\$ -	\$ 5,705,900	100.00%
SMITH ELEMENTARY SCHOOL	Other	VARIOUS VENDORS	\$ 2,866,991	\$ 2,829,004	\$ 372,353	\$ 270,380	\$ -	\$ -	\$ -	\$ -	\$ 642,733	22.42%
<b>Total</b>			<b>\$ 9,382,610</b>	<b>\$ 5,090,981</b>								
SOUTHMAYD ELEMENTARY SCHOOL	Architect	PERSPECTIVA	\$ 472,178	\$ 472,178	\$ 472,178	\$ -	\$ 225,780	\$ 29,730	\$ -	\$ -	\$ 472,178	100.00%
SOUTHMAYD ELEMENTARY SCHOOL	CSP Contractor	MORGANT TEXAS, INC.	\$ 8,700,829	\$ 936,065	\$ -	\$ -	\$ -	\$ -	\$ -	\$ -	\$ -	0.00%
SOUTHMAYD ELEMENTARY SCHOOL	Other	VARIOUS VENDORS	\$ 583,877	\$ 407,960	\$ 344,570	\$ 3,699	\$ -	\$ -	\$ -	\$ -	\$ 348,269	59.65%
<b>Total</b>			<b>\$ 9,756,885</b>	<b>\$ 1,816,203</b>								
STERLING HIGH SCHOOL	Architect	HUERTA + ASSOCIATES ARCHITECTS	\$ 224,855	\$ 178,492	\$ 224,855	\$ -	\$ 60,000	\$ -	\$ -	\$ -	\$ 224,855	100.00%
STERLING HIGH SCHOOL	Other	VARIOUS VENDORS	\$ 1,451,498	\$ 1,419,226	\$ 132,357	\$ 50,824	\$ -	\$ -	\$ -	\$ -	\$ 183,181	12.62%
<b>Total</b>			<b>\$ 1,676,353</b>	<b>\$ 1,597,718</b>								
SUGAR GROVE ACADEMY	Architect	COURTNEY HARPER + PARTNERS	\$ 242,224	\$ 213,634	\$ -	\$ -	\$ -	\$ -	\$ -	\$ -	\$ 242,224	100.00%
SUGAR GROVE ACADEMY	CSP Contractor	HORIZON INTERNATIONAL GROUP	\$ 2,558,309	\$ 2,483,915	\$ 2,558,309	\$ -	\$ -	\$ -	\$ -	\$ -	\$ 2,558,309	100.00%
SUGAR GROVE ACADEMY	Other	VARIOUS VENDORS	\$ 553,329	\$ 502,894	\$ 24,830	\$ 1,601	\$ -	\$ -	\$ -	\$ -	\$ 26,431	4.78%
<b>Total</b>			<b>\$ 3,353,863</b>	<b>\$ 3,200,444</b>								
SUTTON ELEMENTARY SCHOOL	Architect	PFUGGER ASSOCIATES LP	\$ 396,898	\$ 383,783	\$ -	\$ -	\$ -	\$ -	\$ 151,870	\$ -	\$ 151,870	38.26%
SUTTON ELEMENTARY SCHOOL	CSP Contractor	SOLIDARITY CONTRACTING LLC	\$ 3,557,658	\$ 3,003,985	\$ -	\$ -	\$ -	\$ -	\$ 54,752	\$ -	\$ 60,622	1.70%
SUTTON ELEMENTARY SCHOOL	Other	VARIOUS VENDORS	\$ 420,233	\$ 373,469	\$ 119,703	\$ 59,168	\$ -	\$ -	\$ -	\$ -	\$ 178,871	42.56%
<b>Total</b>			<b>\$ 4,374,789</b>	<b>\$ 3,761,236</b>								

# Business Assistance (M/WBE)

# 2007 Bond Report

School Name	Vendor Type	Vendor Name	Contracted Amount	Payments to Date	First Tier MBE Spend	First Tier WBE Spend	Additional MBE Spend	Additional WBE Spend	Second Tier MBE Spend	Second Tier WBE Spend	Total M/WBE Commitment Amount	Total M/WBE Committed Percentage
THOMAS MIDDLE SCHOOL	Architect	ARCHITECTNICS / J. INC.	\$ 132,189	\$ 84,132	\$ 132,189	\$ -	\$ -	\$ 52,500	\$ -	\$ -	\$ 132,189	100.00%
THOMAS MIDDLE SCHOOL	Other	VARIOUS VENDORS	\$ 2,365,484	\$ 2,131,622	\$ 156,313	\$ 22,283	\$ -	\$ -	\$ -	\$ -	\$ 178,596	7.55%
		<b>Total</b>	<b>\$ 2,497,673</b>	<b>\$ 2,215,754</b>								
WASHINGTON HIGH SCHOOL	Architect	POLYTECH, INC.	\$ 53,061	\$ 53,061	\$ -	\$ -	\$ -	\$ -	\$ -	\$ -	\$ 58,879	110.97%
WASHINGTON HIGH SCHOOL	Other	VARIOUS VENDORS	\$ 1,118,201	\$ 1,102,842	\$ 168,666	\$ 131,715	\$ -	\$ -	\$ -	\$ -	\$ 183,063	43.23%
		<b>Total</b>	<b>\$ 1,171,262</b>	<b>\$ 1,155,903</b>								
WESTBURY HIGH SCHOOL	Architect	RWS ARCHITECTS, INC.	\$ 182,726	\$ 180,513	\$ -	\$ 182,726	\$ -	\$ 14,421	\$ -	\$ -	\$ 182,726	100.00%
WESTBURY HIGH SCHOOL	CSP Contractor	FORT BEND MECHANICAL LTD.	\$ 1,631,378	\$ 1,626,609	\$ -	\$ -	\$ -	\$ -	\$ 151,112	\$ 19,200	\$ 170,312	10.44%
WESTBURY HIGH SCHOOL	Other	VARIOUS VENDORS	\$ 3,295,185	\$ 3,048,784	\$ 730,334	\$ 88,283	\$ -	\$ -	\$ -	\$ -	\$ 818,617	24.84%
		<b>Total</b>	<b>\$ 5,109,290</b>	<b>\$ 4,855,906</b>								
WHIDBY ELEMENTARY SCHOOL	Architect	BROWN REYNOLDS WATFORD, ARCHITECTS,	\$ 263,027	\$ 260,204	\$ -	\$ -	\$ -	\$ -	\$ 20,730	\$ 69,900	\$ 90,630	34.40%
WHIDBY ELEMENTARY SCHOOL	CWAP	COMEX CORPORATION	\$ 3,243,491	\$ 3,210,942	\$ -	\$ 3,243,291	\$ 79,797	\$ 223,489	\$ -	\$ -	\$ 3,243,291	100.00%
WHIDBY ELEMENTARY SCHOOL	Other	VARIOUS VENDORS	\$ 394,027	\$ 366,452	\$ 211,214	\$ 1,950	\$ -	\$ -	\$ -	\$ -	\$ 213,164	54.10%
		<b>Total</b>	<b>\$ 3,900,744</b>	<b>\$ 3,837,597</b>								
WHITTIER ELEMENTARY SCHOOL	Architect	PROZIGN ARCHITECTS INC.	\$ 157,271	\$ 138,372	\$ -	\$ -	\$ -	\$ -	\$ 4,200	\$ 3,148	\$ 7,348	4.67%
WHITTIER ELEMENTARY SCHOOL	CSP Contractor	BHI-JOC (PRIME)	\$ 1,991,665	\$ 1,014,401	\$ 1,991,665	\$ -	\$ -	\$ -	\$ -	\$ -	\$ 1,991,665	100.00%
WHITTIER ELEMENTARY SCHOOL	Other	VARIOUS VENDORS	\$ 290,938	\$ 272,673	\$ 73,090	\$ 52,327	\$ -	\$ -	\$ -	\$ -	\$ 125,417	43.11%
		<b>Total</b>	<b>\$ 2,439,874</b>	<b>\$ 1,425,446</b>								
WOODSON PK-8 SCHOOL	Architect	MERRIMAN HOLT ARCHITECTS	\$ 108,358	\$ 106,423	\$ -	\$ -	\$ -	\$ -	\$ 26,238	\$ -	\$ 26,238	24.21%
WOODSON PK-8 SCHOOL	CSP Contractor	PRIME CONTRACTORS INC.	\$ 1,073,489	\$ 794,741	\$ -	\$ -	\$ -	\$ -	\$ -	\$ -	\$ -	0.00%
WOODSON PK-8 SCHOOL	Other	VARIOUS VENDORS	\$ 494,446	\$ 473,385	\$ 43,825	\$ 65,434	\$ -	\$ -	\$ -	\$ -	\$ 109,239	22.09%
		<b>Total</b>	<b>\$ 1,676,294</b>	<b>\$ 1,374,549</b>								
YATES HIGH SCHOOL	Architect	HARRISONKONBERG ARCHITECTS, LLC	\$ 228,746	\$ 214,217	\$ 228,746	\$ -	\$ -	\$ 50,500	\$ -	\$ -	\$ 228,746	100.00%
YATES HIGH SCHOOL	CSP Contractor	PYRAMID CONSTRUCTORS, INC.	\$ 1,907,311	\$ 1,907,311	\$ -	\$ -	\$ -	\$ -	\$ 419,432	\$ -	\$ 419,432	21.99%
YATES HIGH SCHOOL	Other	VARIOUS VENDORS	\$ 1,748,888	\$ 1,530,288	\$ 216,312	\$ 24,914	\$ -	\$ -	\$ -	\$ -	\$ 241,225	13.79%
		<b>Total</b>	<b>\$ 3,884,946</b>	<b>\$ 3,651,816</b>								
BURBANK ELEMENTARY SCHOOL	Architect	Natex Corporation	\$ 198,831	\$ 60,025	\$ -	\$ 198,831	\$ 16,770	\$ -	\$ -	\$ -	\$ 198,831	100.00%
BURBANK ELEMENTARY SCHOOL	Other	VARIOUS VENDORS	\$ 153,870	\$ 140,980	\$ 27,394	\$ 450	\$ -	\$ -	\$ -	\$ -	\$ 27,844	18.10%
		<b>Total</b>	<b>\$ 352,701</b>	<b>\$ 201,005</b>								
CULLEN MIDDLE SCHOOL	Architect	RDC ARCHITECTS	\$ 606,355	\$ 483,189	\$ 606,355	\$ -	\$ 161,500	\$ 26,000	\$ -	\$ -	\$ 606,355	100.00%
CULLEN MIDDLE SCHOOL	CSP Contractor	DT CONSTRUCTION	\$ 8,677,065	\$ 343,990	\$ -	\$ -	\$ -	\$ -	\$ 883,500	\$ 2,370,000	\$ 3,253,500	37.50%
CULLEN MIDDLE SCHOOL	Other	VARIOUS VENDORS	\$ 965,989	\$ 900,160	\$ 77,116	\$ 122,400	\$ -	\$ -	\$ -	\$ -	\$ 199,515	20.65%
		<b>Total</b>	<b>\$ 10,249,409</b>	<b>\$ 1,727,338</b>								
CHATHAM ELEMENTARY SCHOOL	Other	VARIOUS VENDORS	\$ 192,652	\$ -	\$ -	\$ -	\$ -	\$ -	\$ -	\$ -	\$ -	0.00%
		<b>Total</b>	<b>\$ 192,652</b>	<b>\$ -</b>								
DAVILA ELEMENTARY SCHOOL	Architect	MOLINA WALKER ARCHITECTS, INC.	\$ 250,306	\$ 222,048	\$ -	\$ 250,306	\$ -	\$ -	\$ -	\$ -	\$ 250,306	100.00%
DAVILA ELEMENTARY SCHOOL	CSP Contractor	PRIME CONTRACTORS INC.	\$ 1,977,935	\$ 1,914,075	\$ -	\$ -	\$ -	\$ -	\$ -	\$ -	\$ -	0.00%
DAVILA ELEMENTARY SCHOOL	Other	VARIOUS VENDORS	\$ 234,671	\$ 206,746	\$ 132,485	\$ 14,490	\$ -	\$ -	\$ -	\$ -	\$ 146,975	62.63%
		<b>Total</b>	<b>\$ 2,462,913</b>	<b>\$ 2,342,869</b>								
DEADY MIDDLE SCHOOL	Architect	PERSPECTIVA	\$ 112,529	\$ 112,529	\$ 112,529	\$ -	\$ 178,488	\$ 17,340	\$ -	\$ -	\$ 112,529	100.00%
DEADY MIDDLE SCHOOL	Other	VARIOUS VENDORS	\$ 326,436	\$ 269,553	\$ 146,791	\$ 54,364	\$ -	\$ -	\$ -	\$ -	\$ 201,156	61.62%
		<b>Total</b>	<b>\$ 438,964</b>	<b>\$ 382,082</b>								
GARCIA ELEMENTARY SCHOOL	Architect	Natex Corporation	\$ 74,233	\$ 21,560	\$ -	\$ 74,233	\$ 7,700	\$ -	\$ -	\$ -	\$ 74,233	100.00%
GARCIA ELEMENTARY SCHOOL	Other	VARIOUS VENDORS	\$ 65,289	\$ 55,409	\$ 54,734	\$ 450	\$ -	\$ -	\$ -	\$ -	\$ 55,184	84.52%
		<b>Total</b>	<b>\$ 139,522</b>	<b>\$ 76,969</b>								
GARDEN VILLAS ELEMENTARY SCHOOL	Architect	MERRIMAN HOLT ARCHITECTS	\$ 362,501	\$ 353,889	\$ -	\$ -	\$ -	\$ -	\$ 102,765	\$ -	\$ 102,765	28.35%
GARDEN VILLAS ELEMENTARY SCHOOL	CSP Contractor	PRIME CONTRACTORS INC.	\$ 4,940,173	\$ 4,790,315	\$ -	\$ -	\$ -	\$ -	\$ -	\$ -	\$ -	0.00%
GARDEN VILLAS ELEMENTARY SCHOOL	Other	VARIOUS VENDORS	\$ 384,955	\$ 338,749	\$ 200,966	\$ 961	\$ -	\$ -	\$ -	\$ -	\$ 201,927	52.45%
		<b>Total</b>	<b>\$ 5,687,629</b>	<b>\$ 5,482,953</b>								
HOLDEN ELEMENTARY SCHOOL	Other	VARIOUS VENDORS	\$ -	\$ -	\$ -	\$ -	\$ -	\$ -	\$ -	\$ -	\$ -	NDIV/01
		<b>Total</b>	<b>\$ -</b>	<b>\$ -</b>								
LAMAR HIGH SCHOOL	Architect	VLK ARCHITECTS	\$ 450,834	\$ 412,054	\$ -	\$ -	\$ -	\$ -	\$ 20,000	\$ 142,580	\$ 162,580	36.06%
LAMAR HIGH SCHOOL	CSP Contractor	RHI-JOC (PRIME)	\$ 4,101,097	\$ 2,978,228	\$ 4,101,097	\$ -	\$ -	\$ -	\$ -	\$ -	\$ 4,101,097	100.00%
LAMAR HIGH SCHOOL	Other	VARIOUS VENDORS	\$ 2,853,115	\$ 2,380,630	\$ 1,323,659	\$ 43,354	\$ -	\$ -	\$ -	\$ -	\$ 1,367,013	47.91%
		<b>Total</b>	<b>\$ 7,405,047</b>	<b>\$ 5,770,912</b>								
LYONS ELEMENTARY SCHOOL	Architect	Natex Corporation	\$ 93,992	\$ 26,338	\$ -	\$ 93,992	\$ 9,000	\$ -	\$ -	\$ -	\$ 93,992	100.00%
LYONS ELEMENTARY SCHOOL	Other	VARIOUS VENDORS	\$ 70,527	\$ 59,937	\$ 19,481	\$ 39,612	\$ -	\$ -	\$ -	\$ -	\$ 59,093	83.79%
		<b>Total</b>	<b>\$ 164,519</b>	<b>\$ 86,275</b>								
MACARTHUR ELEMENTARY SCHOOL	Other	VARIOUS VENDORS	\$ 64,213	\$ 64,213	\$ 19,181	\$ 45,032	\$ -	\$ -	\$ -	\$ -	\$ 64,213	100.00%
		<b>Total</b>	<b>\$ 64,213</b>	<b>\$ 64,213</b>								
MCREYNOLDS MIDDLE SCHOOL	Architect	AUTOARCH	\$ 584,435	\$ 501,315	\$ -	\$ 584,435	\$ -	\$ -	\$ -	\$ -	\$ 584,435	100.00%
MCREYNOLDS MIDDLE SCHOOL	CWAP	SATTERFIELD & POINTEK CONST.	\$ 7,865,270	\$ 5,037,474	\$ -	\$ -	\$ -	\$ -	\$ -	\$ -	\$ -	0.00%
MCREYNOLDS MIDDLE SCHOOL	Other	VARIOUS VENDORS	\$ 444,550	\$ 361,511	\$ 108,918	\$ 83,220	\$ -	\$ -	\$ -	\$ -	\$ 192,138	43.22%
		<b>Total</b>	<b>\$ 8,894,255</b>	<b>\$ 5,900,301</b>								

# Business Assistance (M/WBE)

# 2007 Bond Report

School Name	Vendor Type	Vendor Name	Contracted Amount	Payments to Date	First Tier MBE Spend	First Tier WBE Spend	Additional MBE Spend	Additional WBE Spend	Second Tier MBE Spend	Second Tier WBE Spend	Total M/WBE Commitment Amount	Total M/WBE Committed Percentage
NEFF/WHITE RELIEF	Architect	PDG, INC.	\$ 890,493	\$ 868,793	\$ -	\$ -	\$ -	\$ -	\$ 123,575	\$ 92,000	\$ 215,575	24.21%
NEFF/WHITE RELIEF	CMAR	SATTERFIELD & PONTIKES CONST.	\$ 11,717,212	\$ 11,372,707	\$ -	\$ -	\$ -	\$ -	\$ -	\$ -	\$ -	0.00%
NEFF/WHITE RELIEF	Other	VARIOUS VENDORS	\$ 2,509,753	\$ 2,423,231	\$ 655,680	\$ 340,710	\$ -	\$ -	\$ -	\$ -	\$ 996,390	39.70%
		<b>Total</b>	<b>\$ 15,117,458</b>	<b>\$ 14,664,731</b>								
NORTH HOUSTON EARLY COLLEGE HIGH SCHOOL	Architect	GENSLER	\$ 74,835	\$ 30,125	\$ -	\$ -	\$ -	\$ -	\$ -	\$ -	\$ -	0.00%
NORTH HOUSTON EARLY COLLEGE HIGH SCHOOL	Other	VARIOUS VENDORS	\$ 319,551	\$ 319,536	\$ -	\$ 3,818	\$ -	\$ -	\$ -	\$ -	\$ 3,818	1.19%
		<b>Total</b>	<b>\$ 394,386</b>	<b>\$ 349,661</b>								
PORT HOUSTON ELEMENTARY SCHOOL	Architect	STDA INTERNATIONAL ARCHITECTS, INC.	\$ 42,982	\$ 31,161	\$ 42,982	\$ -	\$ -	\$ -	\$ -	\$ -	\$ 42,982	100.00%
PORT HOUSTON ELEMENTARY SCHOOL	Other	VARIOUS VENDORS	\$ 44,504	\$ 33,789	\$ 6,425	\$ -	\$ -	\$ -	\$ -	\$ -	\$ 6,425	14.44%
		<b>Total</b>	<b>\$ 87,486</b>	<b>\$ 64,950</b>								
REVERE MIDDLE SCHOOL	Architect	CLARK GORDON ASSOCIATES INC	\$ 53,378	\$ 48,742	\$ -	\$ 53,378	\$ -	\$ -	\$ -	\$ -	\$ 53,378	100.00%
REVERE MIDDLE SCHOOL	Other	VARIOUS VENDORS	\$ 695,906	\$ 688,434	\$ 292,631	\$ 2,463	\$ -	\$ -	\$ -	\$ -	\$ 295,096	42.34%
		<b>Total</b>	<b>\$ 750,284</b>	<b>\$ 737,176</b>								
RIVER OAKS ELEMENTARY SCHOOL	Other	VARIOUS VENDORS	\$ 165,434	\$ 159,617	\$ 80,290	\$ -	\$ -	\$ -	\$ -	\$ -	\$ 88,349	53.40%
		<b>Total</b>	<b>\$ 165,434</b>	<b>\$ 159,617</b>								
ROSS ELEMENTARY SCHOOL	Architect	HARRISONKORNBERG ARCHITECTS, LLC	\$ 66,775	\$ 60,807	\$ 66,775	\$ -	\$ -	\$ -	\$ -	\$ -	\$ 66,775	100.00%
ROSS ELEMENTARY SCHOOL	Other	VARIOUS VENDORS	\$ 1,014,856	\$ 956,560	\$ 326,166	\$ 149,555	\$ -	\$ -	\$ 69,310	\$ -	\$ 545,031	53.71%
		<b>Total</b>	<b>\$ 1,081,632</b>	<b>\$ 1,017,367</b>								
RYAN MIDDLE SCHOOL	Architect	HARRISONKORNBERG ARCHITECTS, LLC	\$ 389,209	\$ 269,954	\$ 389,209	\$ -	\$ 137,000	\$ -	\$ -	\$ -	\$ 389,209	100.00%
RYAN MIDDLE SCHOOL	Other	VARIOUS VENDORS	\$ 618,767	\$ 618,767	\$ 52,461	\$ 36,550	\$ -	\$ -	\$ -	\$ -	\$ 89,011	14.39%
		<b>Total</b>	<b>\$ 1,007,977</b>	<b>\$ 888,721</b>								
SHARPSTOWN HIGH SCHOOL	Architect	PDG, INC.	\$ 137,342	\$ 127,342	\$ -	\$ -	\$ -	\$ -	\$ -	\$ 18,455	\$ 18,455	14.49%
SHARPSTOWN HIGH SCHOOL	CSP Contractor	FORT BEND MECHANICAL LTD.	\$ 1,536,264	\$ 1,536,264	\$ -	\$ -	\$ -	\$ -	\$ 371,558	\$ 165,151	\$ 539,709	35.13%
SHARPSTOWN HIGH SCHOOL	Other	VARIOUS VENDORS	\$ 1,206,460	\$ 1,206,460	\$ 112,975	\$ -	\$ -	\$ -	\$ -	\$ -	\$ 141,950	11.77%
		<b>Total</b>	<b>\$ 2,870,067</b>	<b>\$ 2,870,067</b>								
SHERMAN ELEMENTARY SCHOOL	Architect	PERSPECTIVA	\$ 667,096	\$ 667,096	\$ 667,096	\$ -	\$ 280,500	\$ 18,500	\$ -	\$ -	\$ 667,096	100.00%
SHERMAN ELEMENTARY SCHOOL	CMAR	COMEX CORPORATION	\$ 12,167,024	\$ 5,062,475	\$ -	\$ 12,167,024	\$ -	\$ -	\$ -	\$ -	\$ 12,167,024	100.00%
SHERMAN ELEMENTARY SCHOOL	Other	VARIOUS VENDORS	\$ 2,982,403	\$ 2,453,732	\$ 384,425	\$ 36,999	\$ -	\$ -	\$ -	\$ -	\$ 421,424	14.13%
		<b>Total</b>	<b>\$ 15,816,522</b>	<b>\$ 8,183,303</b>								
SINCLAIR ELEMENTARY SCHOOL	Other	VARIOUS VENDORS	\$ 504,946	\$ 504,946	\$ 97,271	\$ 25,083	\$ -	\$ -	\$ -	\$ -	\$ 122,354	24.23%
		<b>Total</b>	<b>\$ 504,946</b>	<b>\$ 504,946</b>								
STEVENSON MIDDLE SCHOOL	Architect	RWS ARCHITECTS, INC.	\$ 198,526	\$ 177,364	\$ -	\$ 198,526	\$ -	\$ 40,000	\$ -	\$ -	\$ 198,526	100.00%
STEVENSON MIDDLE SCHOOL	CSP Contractor	PRIME CONTRACTORS INC	\$ 2,235,500	\$ 2,142,060	\$ -	\$ -	\$ -	\$ -	\$ -	\$ -	\$ -	0.00%
STEVENSON MIDDLE SCHOOL	Other	VARIOUS VENDORS	\$ 357,263	\$ 298,689	\$ 96,117	\$ 124,300	\$ -	\$ -	\$ -	\$ -	\$ 220,417	61.70%
		<b>Total</b>	<b>\$ 2,791,289</b>	<b>\$ 2,618,113</b>								
THE RUSK SCHOOL	Architect	STDA INTERNATIONAL ARCHITECTS, INC.	\$ 490,990	\$ 355,510	\$ 490,990	\$ -	\$ -	\$ -	\$ -	\$ -	\$ 490,990	100.00%
THE RUSK SCHOOL	Other	VARIOUS VENDORS	\$ 724,135	\$ 674,945	\$ 135,255	\$ 150,134	\$ -	\$ -	\$ -	\$ -	\$ 285,390	39.41%
		<b>Total</b>	<b>\$ 1,215,125</b>	<b>\$ 1,030,455</b>								
WALTRIP HIGH SCHOOL	Architect	GENSLER	\$ 1,133,845	\$ 1,064,611	\$ -	\$ -	\$ -	\$ -	\$ 270,440	\$ 36,244	\$ 306,684	27.05%
WALTRIP HIGH SCHOOL	CSP Contractor	FORT BEND MECHANICAL LTD.	\$ 12,000,793	\$ 6,996,134	\$ -	\$ -	\$ -	\$ -	\$ 2,027,003	\$ 2,439,600	\$ 4,466,603	36.61%
WALTRIP HIGH SCHOOL	Other	VARIOUS VENDORS	\$ 2,851,110	\$ 2,132,721	\$ 1,110,249	\$ 297,332	\$ -	\$ -	\$ -	\$ -	\$ 1,407,581	49.37%
		<b>Total</b>	<b>\$ 16,185,748</b>	<b>\$ 10,193,466</b>								
WORTHING HIGH SCHOOL	Architect	MOLINA WALKER ARCHITECTS, INC.	\$ 1,124,460	\$ 913,280	\$ -	\$ 1,124,460	\$ 17,000	\$ 12,500	\$ -	\$ -	\$ 1,124,460	100.00%
WORTHING HIGH SCHOOL	CSP Contractor	FORT BEND MECHANICAL LTD.	\$ 14,188,534	\$ 3,910,871	\$ -	\$ -	\$ -	\$ -	\$ 1,021,925	\$ 243,679	\$ 1,265,604	8.92%
WORTHING HIGH SCHOOL	Other	VARIOUS VENDORS	\$ 1,564,067	\$ 1,299,770	\$ 260,552	\$ 134,550	\$ -	\$ -	\$ -	\$ -	\$ 395,102	25.26%
		<b>Total</b>	<b>\$ 16,877,061</b>	<b>\$ 6,123,921</b>								
CAGE ELEMENTARY SCHOOL	Architect	REV DE LA REZA ARCHITECTS	\$ 42,000	\$ 3,150	\$ 42,000	\$ -	\$ -	\$ -	\$ -	\$ -	\$ 42,000	100.00%
CAGE ELEMENTARY SCHOOL	Other	VARIOUS VENDORS	\$ 64,326	\$ 46,033	\$ 25,143	\$ -	\$ -	\$ -	\$ -	\$ -	\$ 25,143	39.09%
		<b>Total</b>	<b>\$ 106,326</b>	<b>\$ 49,183</b>								
CODWELL ELEMENTARY SCHOOL	Architect	PRK ARCHITECTS	\$ 19,319	\$ -	\$ -	\$ -	\$ -	\$ -	\$ 5,409	\$ 386	\$ 5,796	30.00%
CODWELL ELEMENTARY SCHOOL	Other	VARIOUS VENDORS	\$ 52,631	\$ 45,669	\$ 19,181	\$ 28,479	\$ -	\$ -	\$ -	\$ -	\$ 47,660	90.55%
		<b>Total</b>	<b>\$ 71,950</b>	<b>\$ 45,669</b>								
CONDIT ELEMENTARY SCHOOL	Architect	CFEB ARCHITECTS	\$ 22,835	\$ 10,275	\$ 22,835	\$ -	\$ -	\$ -	\$ -	\$ -	\$ 22,835	100.00%
CONDIT ELEMENTARY SCHOOL	Other	VARIOUS VENDORS	\$ 158,605	\$ 126,980	\$ 131,327	\$ 455	\$ -	\$ -	\$ -	\$ -	\$ 131,782	83.09%
		<b>Total</b>	<b>\$ 181,440</b>	<b>\$ 137,255</b>								
DODSON ELEMENTARY SCHOOL	Architect	PRK ARCHITECTS	\$ 20,109	\$ -	\$ -	\$ -	\$ -	\$ -	\$ 5,631	\$ 402	\$ 6,033	30.00%
DODSON ELEMENTARY SCHOOL	Other	VARIOUS VENDORS	\$ 73,226	\$ 67,370	\$ 28,092	\$ 37,707	\$ -	\$ -	\$ -	\$ -	\$ 65,799	89.86%
		<b>Total</b>	<b>\$ 93,335</b>	<b>\$ 67,370</b>								
DOWLING MIDDLE SCHOOL	Other	VARIOUS VENDORS	\$ 412,286	\$ 412,286	\$ 228,272	\$ 700	\$ -	\$ -	\$ -	\$ -	\$ 228,972	55.54%
		<b>Total</b>	<b>\$ 412,286</b>	<b>\$ 412,286</b>								
DURHAM ELEMENTARY SCHOOL	Architect	RWS ARCHITECTS, INC.	\$ 30,485	\$ 6,859	\$ -	\$ 30,485	\$ 152	\$ 6,097	\$ -	\$ -	\$ 30,485	100.00%
DURHAM ELEMENTARY SCHOOL	Other	VARIOUS VENDORS	\$ 75,360	\$ 68,460	\$ 64,228	\$ -	\$ -	\$ -	\$ -	\$ -	\$ 64,228	85.23%
		<b>Total</b>	<b>\$ 105,846</b>	<b>\$ 75,319</b>								
ELROD ELEMENTARY SCHOOL	Architect	CFEB ARCHITECTS	\$ 35,685	\$ 16,059	\$ 35,685	\$ -	\$ -	\$ -	\$ -	\$ -	\$ 35,685	100.00%
ELROD ELEMENTARY SCHOOL	Other	VARIOUS VENDORS	\$ 207,936	\$ 207,936	\$ 204,620	\$ 1,786	\$ -	\$ -	\$ -	\$ -	\$ 206,406	99.26%
		<b>Total</b>	<b>\$ 243,621</b>	<b>\$ 223,995</b>								



# Business Assistance (M/WBE)

# 2007 Bond Report

School Name	Vendor Type	Vendor Name	Contracted Amount	Payments to Date	First Tier WBE Spend	First Tier MBE Spend	Additional MBE Spend	Additional WBE Spend	Second Tier MBE Spend	Second Tier WBE Spend	Total M/WBE Commitment Amount	Total M/WBE Committed Percentage
FRANKLIN ELEMENTARY SCHOOL	Architect	COURTNEY HARPER + PARTNERS ARCHITECTS, L.C.	\$ 34,300	\$ 2,573	\$ -	\$ -	\$ -	\$ -	\$ -	\$ -	\$ 34,300	100.00%
FRANKLIN ELEMENTARY SCHOOL	Other	VARIOUS VENDORS	\$ 576,347	\$ 552,881	\$ 33,020	\$ 34,679	\$ -	\$ -	\$ -	\$ -	\$ 67,700	11.75%
		<b>Total</b>	<b>\$ 610,647</b>	<b>\$ 555,453</b>								
GOLFCREST ELEMENTARY SCHOOL	Architect	PBK ARCHITECTS	\$ 54,627	\$ -	\$ -	\$ -	\$ -	\$ -	\$ -	\$ -	\$ 54,627	100.00%
GOLFCREST ELEMENTARY SCHOOL	Other	VARIOUS VENDORS	\$ 73,796	\$ 67,436	\$ 63,975	\$ 450	\$ -	\$ -	\$ 15,296	\$ 1,093	\$ 16,388	30.00%
		<b>Total</b>	<b>\$ 128,423</b>	<b>\$ 67,436</b>								
MANDARIN CHINESE LANGUAGE IMMERSION MAGNET SCHOOL	Architect	MOLINA WALKER ARCHITECTS, INC.	\$ 63,151	\$ 61,229	\$ -	\$ -	\$ -	\$ -	\$ -	\$ -	\$ 63,151	100.00%
MANDARIN CHINESE LANGUAGE IMMERSION MAGNET SCHOOL	Other	VARIOUS VENDORS	\$ 509,356	\$ 415,161	\$ 404,008	\$ 3,562	\$ -	\$ -	\$ -	\$ -	\$ 407,570	80.02%
		<b>Total</b>	<b>\$ 572,507</b>	<b>\$ 476,390</b>								
HIGH SCHOOL FOR LAW ENFORCEMENT & CRIMINAL JUSTICE	Architect	REV DE LA REZA ARCHITECTS	\$ 49,000	\$ 3,675	\$ 49,000	\$ -	\$ -	\$ -	\$ -	\$ -	\$ 49,000	100.00%
HIGH SCHOOL FOR LAW ENFORCEMENT & CRIMINAL JUSTICE	Other	VARIOUS VENDORS	\$ 218,768	\$ 208,562	\$ 34,367	\$ 53,775	\$ -	\$ -	\$ -	\$ -	\$ 88,142	40.29%
		<b>Total</b>	<b>\$ 267,768</b>	<b>\$ 212,237</b>								
HOGG MIDDLE SCHOOL	Architect	ENGLISH + ASSOCIATES ARCHITECTS, IN	\$ 367,850	\$ 28,405	\$ -	\$ -	\$ -	\$ -	\$ -	\$ -	\$ 367,850	100.00%
HOGG MIDDLE SCHOOL	CSP Contractor	HORIZON INTERNATIONAL GROUP	\$ 491,143	\$ 491,143	\$ 491,143	\$ -	\$ -	\$ -	\$ -	\$ -	\$ 491,143	100.00%
HOGG MIDDLE SCHOOL	Other	VARIOUS VENDORS	\$ 1,315,165	\$ 1,298,652	\$ 376,736	\$ 48,191	\$ 6,000	\$ -	\$ -	\$ -	\$ 424,928	32.31%
		<b>Total</b>	<b>\$ 2,174,158</b>	<b>\$ 1,818,199</b>								
KOLTER ELEMENTARY SCHOOL	Architect	GREB ARCHITECTS	\$ 27,319	\$ 12,294	\$ 27,319	\$ -	\$ -	\$ -	\$ -	\$ -	\$ 27,319	100.00%
KOLTER ELEMENTARY SCHOOL	Other	VARIOUS VENDORS	\$ 69,394	\$ 65,144	\$ 64,404	\$ 455	\$ -	\$ -	\$ -	\$ -	\$ 64,859	93.46%
		<b>Total</b>	<b>\$ 96,713</b>	<b>\$ 77,438</b>								
LAW ELEMENTARY SCHOOL	Other	VARIOUS VENDORS	\$ 278,809	\$ 218,427	\$ 32,248	\$ 65,938	\$ -	\$ -	\$ -	\$ -	\$ 98,186	35.22%
		<b>Total</b>	<b>\$ 278,809</b>	<b>\$ 218,427</b>								
MACGREGOR ELEMENTARY SCHOOL	Architect	RWS ARCHITECTS, INC.	\$ 35,390	\$ 7,963	\$ 35,390	\$ 169	\$ 7,063	\$ -	\$ -	\$ -	\$ 35,390	100.00%
MACGREGOR ELEMENTARY SCHOOL	Other	VARIOUS VENDORS	\$ 480,659	\$ 289,082	\$ 67,777	\$ 216,620	\$ -	\$ -	\$ -	\$ -	\$ 284,397	59.17%
		<b>Total</b>	<b>\$ 516,049</b>	<b>\$ 297,045</b>								
MILBY HIGH SCHOOL	Architect	COURTNEY HARPER + PARTNERS ARCHITECTS, L.C.	\$ 126,011	\$ 9,461	\$ -	\$ -	\$ -	\$ -	\$ -	\$ -	\$ 126,011	100.00%
MILBY HIGH SCHOOL	Other	VARIOUS VENDORS	\$ 759,888	\$ 744,627	\$ 135,306	\$ 5,269	\$ -	\$ -	\$ -	\$ -	\$ 140,575	18.50%
		<b>Total</b>	<b>\$ 885,899</b>	<b>\$ 754,088</b>								
PARKER ELEMENTARY SCHOOL	Architect	GREB ARCHITECTS	\$ 123,932	\$ 55,770	\$ 123,932	\$ -	\$ 4,957	\$ 1,240	\$ -	\$ -	\$ 123,932	100.00%
PARKER ELEMENTARY SCHOOL	Other	VARIOUS VENDORS	\$ 107,154	\$ 103,829	\$ 97,500	\$ 455	\$ -	\$ -	\$ -	\$ -	\$ 97,955	91.42%
		<b>Total</b>	<b>\$ 231,086</b>	<b>\$ 159,599</b>								
PUGH ELEMENTARY SCHOOL	Architect	REV DE LA REZA ARCHITECTS	\$ 140,000	\$ 10,500	\$ 140,000	\$ -	\$ -	\$ -	\$ -	\$ -	\$ 140,000	100.00%
PUGH ELEMENTARY SCHOOL	Other	VARIOUS VENDORS	\$ 73,402	\$ 64,423	\$ 19,181	\$ 40,926	\$ -	\$ -	\$ -	\$ -	\$ 60,107	81.89%
		<b>Total</b>	<b>\$ 213,402</b>	<b>\$ 74,923</b>								
ROGERS MIDDLE SCHOOL	Architect	SUSTAITA ASSOCIATES AIA, INC	\$ 307,168	\$ 25,947	\$ 307,168	\$ -	\$ -	\$ -	\$ -	\$ -	\$ 307,168	100.00%
ROGERS MIDDLE SCHOOL	Other	VARIOUS VENDORS	\$ 605,949	\$ 550,784	\$ 19,318	\$ 22,684	\$ -	\$ -	\$ 96,220	\$ 22,229	\$ 160,451	26.48%
		<b>Total</b>	<b>\$ 913,016</b>	<b>\$ 776,731</b>								
SANCHEZ ELEMENTARY SCHOOL	Architect	COURTNEY HARPER + PARTNERS ARCHITECTS, L.C.	\$ 31,513	\$ 2,377	\$ -	\$ -	\$ -	\$ -	\$ -	\$ -	\$ 31,513	100.00%
SANCHEZ ELEMENTARY SCHOOL	Other	VARIOUS VENDORS	\$ 71,827	\$ 63,953	\$ 19,631	\$ 39,547	\$ -	\$ -	\$ -	\$ -	\$ 59,178	82.39%
		<b>Total</b>	<b>\$ 103,340</b>	<b>\$ 66,330</b>								
SHEARN ELEMENTARY SCHOOL	Architect	GREB ARCHITECTS	\$ 103,995	\$ 46,797	\$ 103,995	\$ -	\$ -	\$ 1,040	\$ -	\$ -	\$ 103,995	100.00%
SHEARN ELEMENTARY SCHOOL	Other	VARIOUS VENDORS	\$ 142,946	\$ 131,771	\$ 60,344	\$ 65,967	\$ -	\$ -	\$ -	\$ -	\$ 126,310	88.36%
		<b>Total</b>	<b>\$ 246,941</b>	<b>\$ 178,568</b>								
SOUTH EARLY COLLEGE HIGH SCHOOL (EMPOWERMENT)	Other	VARIOUS VENDORS	\$ 3,752	\$ 3,752	\$ -	\$ -	\$ -	\$ -	\$ -	\$ -	\$ -	0.00%
		<b>Total</b>	<b>\$ 3,752</b>	<b>\$ 3,752</b>								
WAINWRIGHT ELEMENTARY SCHOOL	Architect	RWS ARCHITECTS, INC.	\$ 130,223	\$ 29,300	\$ -	\$ 130,223	\$ 651	\$ 26,044	\$ -	\$ -	\$ 130,223	100.00%
WAINWRIGHT ELEMENTARY SCHOOL	Other	VARIOUS VENDORS	\$ 397,059	\$ 127,114	\$ 26,850	\$ -	\$ -	\$ -	\$ -	\$ -	\$ 26,850	6.76%
		<b>Total</b>	<b>\$ 527,282</b>	<b>\$ 156,414</b>								
WINDSOR VILLAGE ELEMENTARY SCHOOL	Other	VARIOUS VENDORS	\$ 108,829	\$ 83,405	\$ 81,161	\$ 450	\$ -	\$ -	\$ -	\$ -	\$ 81,611	74.99%
		<b>Total</b>	<b>\$ 108,829</b>	<b>\$ 83,405</b>								
INTERNATIONAL HIGH SCHOOL @ SHARPSTOWN	Architect	PDG, INC	\$ 287,997	\$ 251,782	\$ -	\$ -	\$ -	\$ -	\$ 25,800	\$ 5,300	\$ 31,100	10.80%
INTERNATIONAL HIGH SCHOOL @ SHARPSTOWN	CSP Contractor	DT CONSTRUCTION	\$ 3,293,491	\$ 3,279,993	\$ -	\$ -	\$ -	\$ -	\$ 794,949	\$ 85,872	\$ 880,821	26.74%
INTERNATIONAL HIGH SCHOOL @ SHARPSTOWN	Other	VARIOUS VENDORS	\$ 1,174,024	\$ 1,069,832	\$ 410,700	\$ 211,724	\$ -	\$ -	\$ -	\$ -	\$ 622,424	53.02%
		<b>Total</b>	<b>\$ 4,755,511</b>	<b>\$ 4,601,606</b>								
GRIMES ELEMENTARY SCHOOL	Architect	SMITH & COMPANY ARCHITECTS, INC.	\$ 189,433	\$ 135,105	\$ 189,433	\$ -	\$ -	\$ -	\$ -	\$ -	\$ 189,433	100.00%
GRIMES ELEMENTARY SCHOOL	Other	VARIOUS VENDORS	\$ 223,099	\$ 220,068	\$ 33,209	\$ 20,722	\$ -	\$ -	\$ -	\$ -	\$ 53,931	24.17%
		<b>Total</b>	<b>\$ 412,532</b>	<b>\$ 355,173</b>								
MCDADE ELEMENTARY SCHOOL	Other	VARIOUS VENDORS	\$ 396,303	\$ 178,295	\$ 32,261	\$ 1,412	\$ -	\$ -	\$ -	\$ -	\$ 33,673	8.50%
		<b>Total</b>	<b>\$ 396,303</b>	<b>\$ 178,295</b>								
RHOADS ELEMENTARY SCHOOL	Architect	MERRIMAN HOLT ARCHITECTS	\$ 135,926	\$ 100,084	\$ -	\$ -	\$ -	\$ -	\$ 37,434	\$ -	\$ 37,434	27.54%
RHOADS ELEMENTARY SCHOOL	Other	VARIOUS VENDORS	\$ 102,430	\$ 96,946	\$ 19,181	\$ 450	\$ -	\$ -	\$ -	\$ -	\$ 19,631	19.17%
		<b>Total</b>	<b>\$ 238,355</b>	<b>\$ 197,030</b>								
SCHOOL ATHLETICS	Architect	Natex Corporation	\$ 931,269	\$ 811,862	\$ -	\$ 931,269	\$ 100,000	\$ -	\$ -	\$ -	\$ 931,269	100.00%
SCHOOL ATHLETICS	Other	VARIOUS VENDORS	\$ 2,869,708	\$ 2,864,499	\$ 389,295	\$ 6,077	\$ -	\$ -	\$ -	\$ -	\$ 395,372	13.68%
		<b>Total</b>	<b>\$ 3,801,977</b>	<b>\$ 3,676,362</b>								
TURNAROUND PROJECTS	Other	VARIOUS VENDORS	\$ 425,055	\$ 420,403	\$ 397,353	\$ -	\$ -	\$ -	\$ -	\$ -	\$ 397,353	93.48%
		<b>Total</b>	<b>\$ 425,055</b>	<b>\$ 420,403</b>								

School Name	Vendor Type	Vendor Name	Contracted Amount	Payments to Date	First Tier MBE Spend	First Tier WBE Spend	Additional MBE Spend	Additional WBE Spend	Second Tier MBE Spend	Second Tier WBE Spend	Total M/WBE Commitment Amount	Total M/WBE Committed Percentage
AECOM SERVICES INC.	CMWA	AECOM SERVICES INC	\$ 6,633,174	\$ 6,306,364	\$ -	\$ -	\$ -	\$ -	\$ 1,865,000	\$ 959,806	\$ 2,824,806	42.59%
		Total	\$ 6,633,174	\$ 6,306,364								
ATSER, L.P.	CMWA	ATSER, L.P.	\$ 7,507,952	\$ 7,138,043	\$ 7,507,952	\$ -	\$ 1,900,000	\$ -	\$ -	\$ -	\$ 7,507,952	100.00%
		Total	\$ 7,507,952	\$ 7,138,043								
JOHNSTON, LLC	CMWA	JOHNSTON, LLC	\$ 7,601,151	\$ 7,226,650	\$ -	\$ -	\$ -	\$ -	\$ 1,850,000	\$ 384,890	\$ 2,234,890	29.40%
		Total	\$ 7,601,151	\$ 7,226,650								
RICE & GARDNER CONSULTANTS, INC.	CMWA	RICE & GARDNER CONSULTANTS, INC.	\$ 6,383,523	\$ 6,069,013	\$ -	\$ -	\$ -	\$ -	\$ 1,001,362	\$ 1,005,369	\$ 2,006,731	31.44%
		Total	\$ 6,383,523	\$ 6,069,013								
TURNER-TREVINO-HISD JV	CMWA	TURNER-TREVINO-HISD JV	\$ 5,953,947	\$ 5,660,602	\$ -	\$ -	\$ -	\$ -	\$ 2,297,974	\$ -	\$ 2,297,974	38.60%
		Total	\$ 5,953,947	\$ 5,660,602								
		Design & Construction Total	\$ 651,386,469	\$ 578,153,129	\$ 42,602,640	\$ 53,516,838	\$ 4,861,372	\$ 2,615,404	\$ 104,201,905	\$ 24,993,364	\$ 235,320,726	34.59%
		Other Project Cost Total (Various Vendors)	\$ 245,016,331	\$ 232,122,559	\$ 49,617,989	\$ 19,374,452	\$ 300,748	\$ 160,783	\$ 190,350	\$ 503,654	\$ 69,686,448	28.44%
		CMWA Total	\$ 34,079,747	\$ 32,400,672	\$ 7,507,952	\$ -	\$ 1,900,000	\$ -	\$ 7,014,336	\$ 2,350,065	\$ 16,872,352	49.51%
		Grand Total*	\$ 930,492,548	\$ 842,676,361	\$ 99,728,581	\$ 72,891,270	\$ 7,062,120	\$ 2,776,167	\$ 111,406,591	\$ 27,853,083	\$ 311,879,524	33.52%

Certified M/WBE firm by one of the following agencies: City of Houston (COH), Houston Minority Supplier Development Council (HMSDC), and/or Women's Business Enterprise Alliance (WBEA).

First Tier Spend is defined as a certified M/WBE firm that invoices HISD directly for goods and/or services. (All invoices paid by HISD.)

Additional Spend is defined as a certified M/WBE firm that subcontracts with another certified M/WBE firm for goods and/or services. (All invoices paid by First Tier M/WBE firm; Additional Spend is not included in the Total M/WBE Commitment.)

Second Tier Spend is defined as a Non-M/WBE firm who subcontracts with a certified M/WBE firm for goods and/or services. (All invoices paid by non-M/WBE firm.)

\*Grand Total Contracted Amount = Budgeting's Pre-Encumbrance + Encumbrance + Actual + CMPA TOTALS

NOTE: Various Vendor spend would be inclusive of additional construction costs (including Hazardous Material Removal, HVAC (DBR), Other Program Cost, Safety/Security, Science Infrastructure, Tracks and T-Building); Other Program Costs (including Management, Project Reserves and Soft Costs); Furnishings/Equipment Costs (including furniture, library books, other equipment, science equipment and technology); and Land Purchase Costs (including Land Purchases, Appraisals, and Environmental Testing).



# Bond Planning

---

**Sue Robertson**

**General Manager, Facilities Planning**


Construction and Facility Services (CFS)

3200 Center St.

Houston, Texas 77007

[brober12@houstonisd.org](mailto:brober12@houstonisd.org)





HOUSTON INDEPENDENT SCHOOL DISTRICT  
BOND OVERSIGHT COMMITTEE WORKBOOK - MEETING APRIL 30, 2013  
[www.houstonisd.org/bond](http://www.houstonisd.org/bond)



# Bond Planning



## Executive Summary

On Nov. 6, 2012, Houston voters approved a \$1.89 billion bond — by a margin of nearly 2-1 — to replace and repair 40 schools across the district, including 29 high schools. Since then, the district has been vigorously planning to implement the new and renovated campuses, with design beginning in 2013 and construction slated to begin in 2014.

Schools across the country are being built and redesigned for 21st century needs, and HISD will be at the forefront of that movement by focusing on integrating innovative strategies and designs to boost student achievement in all 2012 bond campuses. Some common features include natural lighting, flexible spaces and furniture, spaces that provide opportunity for collaboration and hands-on learning, and green designs.

The bond program also includes work that will benefit students across the district, including \$100 million in technology upgrades, \$44.7 million to replace regional field houses and improve athletic facilities, \$35 million to renovate middle school restrooms, and \$17.3 million for safety and security improvements.

The entire program will be spread out over the next six to eight years to help control costs and allow the district to gradually phase in a 4.85-cent property tax rate increase over the next five years.

Over the past five months, the district has been diligently engaging the community through meetings, informational sessions, and equipping each campus with the tools to create 21st century schools that meet the needs of their students and community.



## 2012 Bond Phasing Schedule

### Group 1

- Planning and Design — Early / Mid 2013
- Anticipated Construction to Begin — Mid / Late 2014
  - Condit Elementary
  - DeBakey High School
  - Furr High School
  - Grady Middle School
  - HSPVA
  - Lee High School
  - Mandarin Chinese Language Immersion School
  - Milby High School
  - North Early College High School
  - Relief Elementary School





# Bond Planning

## Group 1 *(continued)*

- Sharpstown High School
- South Early College High School
- Sterling High School
- Waltrip High School
- Booker T. Washington High School
- Worthing High School
- Young Men's College Prep

## Group 2

- Planning and Design - Early / Mid 2014
- Anticipated Construction to Begin – Mid / Late 2015
  - Bellaire High School
  - Davis High School
  - Dowling Middle School
  - Eastwood Academy
  - Lamar High School
  - Parker Elementary School
  - Yates High School

## Group 3

- Planning and Design – Early / Mid 2015
- Anticipated Construction to Begin – Mid / Late 2016
  - Askew Elementary School
  - High School for Law Enforcement & Criminal Justice
  - Sam Houston High School
  - Jordan High School
  - Young Women's College Prep

## Group 4

- Planning and Design — Late 2015 / Early 2016
- Anticipated Construction to Begin — Mid 2017
  - Austin High School
  - Garden Oaks Montessori K-8 School
  - Jones High School
  - Kashmere High School
  - Madison High School
  - Pilgrim Academy K-8
  - Scarborough High School
  - Sharpstown International School
  - Westbury High School
  - Wharton Dual Language School K-8
  - Wilson Montessori School K-8

# Bond Planning



## Request for Qualifications (RFQ)

The district has released a number of RFQs for services to support the 2012 Bond. HISD received 85 responses to the RFQ for Architecture and Engineering Services, and 23 selections have been approved by the Board. Recommendations for three additional projects will be made at the May Board Meeting. An advisory committee comprised of architects from each of the local architecture schools was formed to provide input and feedback to the selection committee during the process. In addition, school communities provided feedback in many of these projects.

There were 19 responses to an RFQ for Program Management services, firms have been interviewed, and the selection committee is in deliberation. An RFQ for 15 different types of professional services has also been released. There were 85 respondents, and recommendations have been approved by the Board for Environmental Services, Geotechnical Services, Real Estate Appraisal, and Surveying and Platting. Additional recommendations for other services, such as materials testing, hazardous materials consulting, etc., are expected to be made at a later date.

## Community and School Outreach

### Project Advisory Teams (PATs)

- PATs comprised of stakeholders, administrators, teachers, students, parents, and community members are being formed at each bond campus, and monthly meeting schedules are being established to actively engage a wide variety of stakeholders in making decisions about planning and design issues throughout the project.
- Members have received handbooks to use as a resource during the facility planning and construction phase.

### 'Building the Future' & 'Building 21st Century Schools' Symposia

- Events on Dec. 14 and March 6 helped attendees, including community stakeholders, school faculty, and administrators, envision the future for their new learning environments.
- Both events featured design and education experts who emphasized the importance of using the bond program to rethink instruction and move beyond traditional classroom models into 21st century learning models.

### Community Meetings and Engagement

- Several Phase 1 bond campuses have held meetings to address concerns of the community regarding construction and design. Additionally, these meetings also informed community members about the district's goal for each facility.
- As planning continues, each bond campus will have at least three community meetings to discuss project parameters.





# Bond Planning

## Student Engagement

- Focus groups were conducted on Jan. 31 with about 60 students from bond campuses to get student feedback about the necessary changes on their campus.

## Committees

- A 21st Century Schools Advisory Committee has been formed to provide guidance and input for HISD concerning planning, design, and construction issues. Members of this committee come from professional organizations, such as the Council of Educational Facility Planners and the American Institute of Architects, as well engineers and sustainable design experts.

## District Meetings


- Internal meetings have been held with key school administrators on topics including core academics, career and technical education, special education, physical education, athletics, etc.



# Bond Communications Report

**Sylvia Wood**  
**Sr. Manager, Bond Communications**  
4400 W. 18th Street, 2E11  
Houston, Texas 77092  
[bondinfo@houstonisd.org](mailto:bondinfo@houstonisd.org)





HOUSTON INDEPENDENT SCHOOL DISTRICT  
BOND OVERSIGHT COMMITTEE WORKBOOK - MEETING APRIL 30, 2013  
[www.houstonisd.org/bond](http://www.houstonisd.org/bond)



# Bond Communications Report



## Executive Summary

The Communications team has been developing an organizational model that will ensure that the district can fulfill its pledge of having a quality bond program that is transparent, accountable, and responsive to businesses, neighborhoods, parents, and schools. The team is building regular communications channels to distribute timely and accurate information about the 2012 bond program through web updates, eNews articles, email blasts, press releases, fliers, Academic Services memos, pamphlets, community outreach events, webinars, social media, videos, and blogs.



## Recent Accomplishments

### Business Outreach

#### How to Do Business with HISD/Supplier Diversity

- Produced new informational materials to be distributed at events sponsored by HISD's Office of Business Assistance, including a pamphlet on Supplier Diversity Initiatives; one-page handouts on securing a bond and resolving vendor disputes; and a projects-at-a-glance summary.
- Helped publicize the networking event for primes and subs on April 3 at Delmar-Tusa Fieldhouse. Efforts included pre-event press release, fliers, online article, and social media reminders.
- Working with the Office of Business Assistance to develop materials around certified payroll.
- Wrote two articles about the new Supplier Diversity Advisory Committee, which was launched to help the district build on the success of its M/WBE program in the 2012 bond.
- Facilitating bond updates to the district's Hispanic, African American, and Asian advisory committees.
- Provided [houstonisd.org](http://houstonisd.org) coverage of Workshop Wednesdays.

### Media Relations

#### Press releases/media advisories

- **03-06-2013:** Board of Education to Consider Three More Contracts for Work Related to 2012 Bond
- **03-04-2013:** 'Building 21st Century Schools' the Focus of 2012 Bond Program Event for Schools and Staff
- **02-12-2013:** Board of Education to Consider Contract Recommendations on 2012 Bond Projects
- **02-11-2013:** Peck Elementary Students Plant Trees Donated by Trees for Houston
- **02-08-2013:** Community Input Sought of Rebuilding of Booker T. Washington High School



# Bond Communications Report

- **01-31-2013:** Community Input Sought on Relocation of DeBakey High School for Health Professions
- **01-30-2013:** HISD Soliciting Professional Services to Build New Schools
- **01-29-2013:** Community Input Sought on Relocation of High School for Law Enforcement and Criminal Justice
- **01-17-2013:** HISD Seeks Volunteers for Bond Oversight Committee
- **01-07-2013:** Board President Television Show Takes an Up Close Look at Next Steps in 2012 Bond Program

## HOUSTONISD.ORG Coverage

### Web stories/blog entries

- **03-26-2013:** Video Series Continues on 2012 Bond Topics
- **03-25-2013:** 2012 Bond Program Shaping Instruction as Much as Construction
- **03-21-2013:** HISD Kicking Off Series of Networking Events for Construction Firms
- **03-20-2013:** HISD Bond Schools Include Campus Art that Inspires Students
- **03-08-2013:** HISD SPARK Parks Offer Options for Students and Community
- **03-08-2013:** School Tours Give HISD Educators Firsthand Look at 21st Century Learning
- **03-07-2013:** Houston Hispanic Architects & Engineers Group Hears Update on 2012 Bond
- **03-07-2013:** 21st Century Schools Symposium Stresses the Importance of Community
- **03-06-2013:** Board to Consider 3 More Contracts for Work Related to 2012 Bond
- **02-28-2013:** Wilson Elementary School 'Flips the Switch' on Donated Solar Panels
- **02-28-2013:** Rusk School Breaks Ground on New Addition
- **02-25-2013:** District's Blueprint Archives a Resource for Architects in Bond Program
- **02-22-2013:** Comprehensive Website Keeps Public Informed About Bond Programs
- **02-22-2013:** FF&E Team Busy Outfitting Schools with Items They Need
- **02-21-2013:** HISD Announces Meetings to Discuss School Transition Plans
- **02-21-2013:** Asian Advisory Committee Hears About Efforts to Enhance M/WBE Participation for 2012 Bond
- **02-21-2013:** New HISD Board President Anna Eastman Discusses 2012 Bond Program and Upcoming HISD Survey
- **02-18-2013:** Small-Business Owner Finds Success Doing Business with HISD
- **02-15-2013:** Peck ES Students Plant Trees Donated by Trees for Houston
- **02-14-2013:** Board Awards Contracts for 2012 Bond Work
- **02-14-2013:** Berry Elementary School Wins Design Awards
- **02-14-2013:** Plenty of Time to Join Project Advisory Teams for 2012 Bond Program
- **02-13-2013:** Community Meeting at Booker T. Washington Draws a Big Crowd
- **02-12-2013:** Board of Education to Consider Contract Recommendations on 2012 Bond Projects
- **02-11-2013:** 2007 Bond Principals Share Their Insights and Experiences
- **02-08-2013:** YMCPA Community Turns Out to Hear About Bond Project at Campus
- **02-07-2013:** Vendors, Suppliers Get Tips on HISD Bidding Process

# Bond Communications Report



- **02-06-2013:** DeBakey Community Encouraged to Make Voices Heard on Planning of New School
- **02-05-2013:** HISD, City Recognized for Environmentally Sustainable Buildings
- **02-05-2013:** New Monthly eNewsletter Provides Information on Bond Projects
- **01-28-2013:** Majority of Work Under 2007 Bond is Complete; 20 New Schools Open
- **01-25-2013:** New Committee Looks to Boost HISD's Supplier Diversity Initiatives
- **01-23-2013:** HISD to Hear from Students on Planning Phase of 2012 Bond
- **01-16-2013:** Reagan K-8 Officially Dedicated, Honoring Former HISD Superintendent
- **01-16-2013:** HSPVA Neighbors Discuss Bond Program, Future of Existing School
- **01-15-2013:** Firms Submit Architectural, Engineering Qualifications for 2012 Bond
- **01-15-2013:** African American Advisory Committee Gets Update on 2012 Bond Program
- **01-14-2013:** Reagan K-8 Center to dedicate new school on Wednesday
- **01-09-2013:** HISD to Dedicate Billy Reagan K-8 Educational Center
- **01-07-2013:** Want to do business with HISD? Register for 'Workshop Wednesday'

## Community and School Outreach

### Project Advisory Teams

- Produced, designed, edited, and distributed 240 bilingual handbooks to bond campuses for use by PAT teams.

### Bond Oversight Committee

- Produced, designed, edited, and distributed handbooks for members.

### '21st Century Schools' Symposium

- Coordinated HISD photo/TV coverage on day of event on March 6.
- Provided media relations support at event.
- Publicized event through social media and district website.

## Community Engagement

- Organized four student focus groups, facilitated by UH and Rice professors, to gather input from HISD students on what they would like to see in the new high schools. The focus groups were held on Jan. 31 and were recorded to be transcribed in order to assist with planning efforts, including the districtwide Ed Specs and Design Guidelines.
- Launched a new monthly eNewsletter on bond activities, titled *Building Awareness*. The April issue is the third installment of the newsletter, with 2,240 subscribers to date.
- Developed a plan to help shape 2013 activities and outreach.
- Helping to inform the public about work under the 2012 bond through a series of community meetings at bond schools.
- Compiling a master contact list that includes affected stakeholders and interested businesses and community members.
- Answering questions submitted to [bondinfo@houstonisd.org](mailto:bondinfo@houstonisd.org).
- Assisting CFS as needed to help coordinate community meetings at bond campuses.



# Bond Communications Report

## Principal Awareness

- Worked with CFS to get video coverage of schools recently built in Dallas that exemplify 21st Century Learning.
- Helped develop a list of frequently asked questions to inform principals on the construction timeline.

## Multimedia/Video

- Launched a new video series for TV and the web on 2012 bond topics, including designing a new school, procurement, insurance, green building standards, and supplier diversity.
- Working on additional video topics including project advisory teams, real estate acquisition and planning/designing schools.
- Coordinated guests from CFS to tape Mike Lunceford's show, which aired three times a week in January 2013.
- Wrote and taped a webinar on "How to Do Business with the District" that lives on the Bond programs section of the website.

## School Dedications/Groundbreakings/Recognition

- Drafted talking points for Superintendent Terry Grier, who attended the Jan. 16 dedication of Billy Reagan K-8 school.
- Wrote talking points for Superintendent Terry Grier, who attended an event at Cunningham Elementary, which was recently awarded Gold LEED Certification.

## Press Coverage

- HISD says security 'top' priority in new schools (KRIV), *March 19, 2013*
- Houston ISD Begins Rolling Out \$2 Billion Bond Program (KUHF), *March 6, 2013*
- HISD recommends more architects for bond projects (Houston Business Journal), *March 6, 2013*
- Houston to see new generation of green schools (KUHF), *Feb. 5, 2013*
- HISD board split over layoffs; OKs contracts for 2012 bond projects (River Oaks Examiner), *Feb. 15, 2013*
- With \$2 billion in bonds, HISD looking to expand M/WBE participation (The Leader), *Feb. 2, 2013*
- Grier's goal is to end HISD's digital divide (Houston Chronicle), *Feb. 1, 2013*
- Referendum's approval may boost district (Insight), *Jan. 25, 2013*
- Houston ISD to Price First Piece of Record Bond Package (The Bond Buyer), *Jan. 18, 2013*
- Sandy Hook tragedy prompts new safety designs at Houston area schools (Houston Business Journal), *Jan. 18, 2013*
- HISD deadlines on architect, engineer qualifications (Houston Business Journal), *Jan. 15, 2013*

## Twitter

- **03-26-2013:** Want to know more about the 2012 bond? You can learn more through a series of videos produced by HISD <http://blogs.houstonisd.org/news/2013/03/26/video-series-continues-on-2012-bond-topics/> ...
- **03-25-2013:** 2012 bond program shaping instruction as much as construction in #HISD <http://bit.ly/YPYU5U>

# Bond Communications Report



- **03-22-2013:** Did you know HISD works with schools to help build SPARK parks? Do you have one in your neighborhood? <http://blogs.houstonisd.org/news/2013/03/08/hisd-spark-parks-offer-options-for-students-and-community/>
- **03-21-2013:** Looking to do construction work in the 2012 bond program? Join us! <http://blogs.houstonisd.org/news/2013/03/21/hisd-kicking-off-series-of-networking-events-for-construction-firms>
- **03-20-2013:** Some of our newest schools have beautiful murals on campus helping to increase school pride among students <http://blogs.houstonisd.org/news/2013/03/20/hisd-bond-schools-include-campus-art-that-inspires-students/> ...
- **03-20-2013:** #HISD bond program to rebuild 2 early college high schools, which help students save on tuition <http://nbcnews.to/WHoBu2>
- **03-20-2013:** Study shows American schools are woefully out of date. #HISD bond program to update Houston's high schools <http://bit.ly/10hVWvn>
- **03-20-2013:** HISD is seeking firms to supply mural-painting services to schools <http://blogs.houstonisd.org/news/2013/03/20/hisd-bond-schools-include-campus-art-that-inspires-students/> ...
- **03-07-2013:** Teachers, students, and staff heard from experts on how to craft modern schools under the 2012 bond <http://blogs.houstonisd.org/news/2013/03/07/21st-century-schools-symposium-stresses-the-importance-of-community/> ...
- **03-07-2013:** HISD COO Leo Bobadilla is addressing the Houston Hispanic Architects & Engineers group on the 2012 bond program
- **03-06-2013:** Christian Carlson, NBBJ Architects, on building 21st century schools: "Don't start talking about buildings — start with ideas."
- **03-06-2013:** Mick Normington of the Texas Workforce Commission: more demand for mgmt positions and those with degrees
- **03-06-2013:** "We have a financial and economic imperative to make schools better."
- **03-06-2013:** Steven Bingler of Concordia Architects is addressing the crowd on Systems Thinking for modern schools [pic.twitter.com/watluCBwRp](http://pic.twitter.com/watluCBwRp)
- **03-06-2013:** Big crowd at #HISD's "Building 21st Century Schools" event. Students, staff envisioning the future
- **03-05-2013:** Who's going to build and design some of HISD's newest schools from the 2012 bond program? <http://blogs.houstonisd.org/communitynews/?p=1741> ...

## In Their Words

*"We are committed to moving forward as quickly and as carefully as possible to ensure a quality program that will give our students and teachers the tools they need to support 21st century learning."*

—HISD Superintendent of Schools Terry Grier

*"We've promised a program that is responsible and accountable to HISD taxpayers."*

—Leo Bobadilla, HISD Chief Operating Officer

*"The goal of the 2012 bond program is to ensure we are designing facilities that reflect the importance of collaboration, creativity, critical thinking, and problem-solving."*

—Sue Robertson, HISD General Manager, Facilities Planning

*"It is extremely important that awarded contractors are reporting correct wages, time, and taxes for all workers associated with their bond project."*

—Alexis Licata, HISD General Manager, Office of Business Assistance





# Bond Communications Report

- **03-05-2013:** Have you subscribed to HISD's bond eNewsletter? Read the latest issue and subscribe at the bottom: <http://bit.ly/XLVfGw>
- **03-01-2013:** A symposium on March 6 will address the effort to build modern schools under the 2012 bond program <http://blogs.houstonisd.org/news/2013/03/01/building-21st-century-schools-at-the-forefront-of-bond-program/>
- **02-28-2013:** Wilson Montessori's solar panels are up and running! <http://blogs.houstonisd.org/news/2013/02/28/wilson-elementary-school-flips-the-switch-on-donated-solar-panels/>
- **02-28-2013:** The Rusk School's new building is under way — one of the final projects under the 2007 bond. <http://blogs.houstonisd.org/news/2013/02/25/rusk-school-breaks-ground-on-new-addition/>
- **02-25-2013:** Did you know HISD keeps archival blueprints of every school? Find out how they're helping bond architects and planners <http://blogs.houstonisd.org/news/2013/02/25/districts-blueprint-archives-a-resource-for-architects-in-bond-program/>
- **02-22-2013:** Want to know more about HISD's bond projects? <http://blogs.houstonisd.org/news/2013/02/22/comprehensive-website-keeps-public-informed-about-bond-programs/>
- **02-15-2013:** Want to do business with HISD? Read about one business owner's experience <http://blogs.houstonisd.org/news/2013/02/18/small-business-owner-finds-doing-business-with-hisd-easy-to-navigate/>
- **02-15-2013:** Peck ES students plant trees donated by Trees for Houston [tinyurl.com/c47a9zv](http://tinyurl.com/c47a9zv)
- **02-14-2013:** Want to help guide the new school in your community? Here's how you can do it! <http://blogs.houstonisd.org/news/2013/02/14/plenty-of-time-to-join-project-advisory-teams-for-2012-bond-program/>
- **02-13-2013:** Washington HS community offers input on the upcoming project to rebuild the school <http://blogs.houstonisd.org/news/2013/02/13/community-meeting-at-booker-t-washington-draws-big-crowd/>
- **02-12-2013:** The Booker T. Washington community is giving us great feedback at tonight's community meeting #2012bond
- **02-11-2013:** Professors and deans from local colleges of engineering are consulting with #HISD as we select architects and engineers for new schools
- **02-11-2013:** Also on the school board agenda: Hiring architecture and engineering firms for the first group of #HISD 2012 bond projects
- **02-11-2013:** 2007 HISD Bond Principals Share Their Insights and Experience. [wp.me/p22HL1-1gX](http://wp.me/p22HL1-1gX)
- **02-08-2013:** Read what the YMCPA community had to say about the 2012 bond <http://hisdnews.wordpress.com/2013/02/08/ymcpa-community-turns-out-to-hear-about-bond-project-at-campus/>
- **02-06-2013:** What are your ideas for the new DeBakey HS? <http://hisdnews.wordpress.com/2013/02/06/deb>
- **02-05-2013:** DeBakey High School for Health Professions is beginning its community conversation on how the 2012 bond will impact the campus!
- **02-05-2013:** HISD is committed to building green, and that effort is getting national notice. <http://hisdnews.wordpress.com/2013/02/05/his...>
- **02-05-2013:** Want to stay informed about the 2012 bond? Check out our new monthly eNewsletter [hisdnews.wordpress.com/2013/02/05/new...](http://hisdnews.wordpress.com/2013/02/05/new...)

# Bond Communications Report



- **02-04-2013:** HISD is reaching out to the minority business community to share opportunities for work on new schools. [hisdnews.wordpress.com/2013/02/04/dis ...](http://hisdnews.wordpress.com/2013/02/04/dis...)
- **02-04-2013:** HSLECJ community gathers to talk about ideas for new school <http://hisdnews.wordpress.com/2013/02/04/hig...>
- **02-04-2013:** Modern classrooms, useful outdoor areas, and upgraded technology are a few items HISD students want in new schools <http://tinyurl.com/bdgcw3k>
- **01-31-2013:** We're ready to hear your ideas about the new High School for Law Enforcement at tonight's community conversation! #2012bond
- **01-30-2013:** Want to do business with #HISD? Check out these opportunities! [bit.ly/XSYwDB](http://bit.ly/XSYwDB)
- **01-29-2013:** HISD wants your input on the relocation of High School for Law Enforcement & Criminal Justice! <http://hisdnews.wordpress.com/2013/01/29/community-input-sought-on-relocation-of-high-school-for-law-enforcement-and-criminal-justice/>
- **01-28-2013:** Most of the work under HISD's 2007 Bond Program has been completed [tinyurl.com/bgv9wdr](http://tinyurl.com/bgv9wdr)
- **01-25-2013:** Read how green schools are saving \$100,000 a year on average, a figure to consider as HISD embarks on its bond program [tinyurl.com/aub5fu6](http://tinyurl.com/aub5fu6)
- **01-23-2013:** Students will have an important voice in how new schools will be built [bit.ly/WngRsn](http://bit.ly/WngRsn)
- **01-17-2013:** Interested in serving on the committee that will monitor bond activities? Applications are being accepted [bit.ly/13lg7TP](http://bit.ly/13lg7TP)
- **01-17-2013:** Have you seen the newly dedicated Billy Reagan K-8 Educational Center? [bit.ly/Xh1Jwd](http://bit.ly/Xh1Jwd)
- **01-15-2013:** The Billy Reagan K-8 Educational Center's dedication has officially begun! [pic.twitter.com/f3nw9NvK](http://pic.twitter.com/f3nw9NvK)
- **01-14-2013:** Come out to the dedication of the new Billy Reagan Educational K-8 Center on Wednesday! [bit.ly/SyQQtT](http://bit.ly/SyQQtT)
- **01-14-2013:** Learn more about how the 2012 bond program will impact HSPVA tomorrow at 7 - 8:30 p.m. at the HSPVA Band Room; 4001 Stanford Street 77006!

## Facebook

- **03-26-2013:** Want to know more about the 2012 bond? You can learn more through a series of videos produced by HISD <http://blogs.houstonisd.org/news/2013/03/26/video-series-continues-on-2012-bond-topics/>
- **03-25-2013:** What kind of career training do you think will help prepare high school students for jobs of the future? <http://blogs.houstonisd.org/news/2013/03/25/2012-bond-program-shaping-instruction-as-much-as-construction/>
- **03-22-2013:** Did you know HISD works with schools to help build SPARK parks? Do you have one in your neighborhood? <http://blogs.houstonisd.org/news/2013/03/08/hisd-spark-parks-offer-options-for-students-and-community/>



# Bond Communications Report

- **03-21-2013:** Looking to do construction work in the 2012 bond program? Join us! <http://blogs.houstonisd.org/news/2013/03/21/hisd-kicking-off-series-of-networking-events-for-construction-firms/>
- **03-20-2013:** HISD is seeking firms to provide mural-painting services for schools <http://blogs.houstonisd.org/news/2013/03/20/hisd-bond-schools-include-campus-art-that-inspires-students/>
- **03-08-2013:** Have you been wondering what 21st century learning looks like? Check out these school video tours and tell us what you think would work well at your campus <http://blogs.houstonisd.org/news/2013/03/08/school-tours-give-hisd-educators-firsthand-look-at-21st-century-learning/>
- **03-07-2013:** Teachers, students, and staff heard from experts on how to craft modern schools under the 2012 bond <http://blogs.houstonisd.org/news/2013/03/07/21st-century-schools-symposium-stresses-the-importance-of-community/>
- **03-05-2013:** Have you subscribed to HISD's bond eNewsletter? Read the latest issue and subscribe at the bottom: [bit.ly/XLVfGw](http://bit.ly/XLVfGw)
- **03-01-2013:** A symposium on March 6 will address the effort to build modern schools under the 2012 bond program <http://blogs.houstonisd.org/news/2013/03/01/building-21st-century-schools-at-the-forefront-of-bond-program/>
- **02-28-2013:** Wilson Montessori's solar panels are up and running! <http://blogs.houstonisd.org/news/2013/02/28/wilson-elementary-school-flips-the-switch-on-donated-solar-panels/>
- **02-28-2013:** The Rusk School's new building is under way! The addition is one of the final projects under the 2007 bond <http://blogs.houstonisd.org/news/2013/02/25/rusk-school-breaks-ground-on-new-addition/>
- **02-25-2013:** Did you know HISD keeps archival blueprints of every school? Find out how they're helping bond architects and planners <http://blogs.houstonisd.org/news/2013/02/25/districts-blueprint-archives-a-resource-for-architects-in-bond-program/>
- **02-22-2013:** Want to know more about HISD's bond projects? <http://blogs.houstonisd.org/news/2013/02/22/comprehensive-website-keeps-public-informed-about-bond-programs/>
- **02-21-2013:** Learn more about how the district is helping minority- and women-owned businesses <http://blogs.houstonisd.org/news/2013/02/21/asian-advisory-committee-hears-about-efforts-to-enhance-mwbe-participation-for-2012-bond/>
- **02-18-2013:** Want to do business with HISD? Read about one business owner's experience <http://blogs.houstonisd.org/news/2013/02/18/small-business-owner-finds-doing-business-with-hisd-easy-to-navigate/>
- **02-15-2013:** Peck ES students plant trees donated by Trees for Houston <http://tinyurl.com/c47a9zv>
- **02-14-2013:** Want to help guide the new school in your community? Here's how you can do it! <http://blogs.houstonisd.org/news/2013/02/14/plenty-of-time-to-join-project-advisory-teams-for-2012-bond-program/>
- **02-13-2013:** The Washington HS community had plenty of input on the upcoming project to rebuild the school <http://blogs.houstonisd.org/news/2013/02/13/community-meeting-at-booker-t-washington-draws-big-crowd/>

# Bond Communications Report



- **02-12-2013:** The Booker T. Washington community is giving us excellent feedback at tonight's community meeting! #2012bond
- **02-11-2013:** What advice do principals whose schools were built under the 2007 bond have to give to principals whose schools will be built under the 2012 bond? Find out at <http://bit.ly/VbGCP3>
- **02-08-2013:** Members of the YMCPA community discussed last night what the 2012 bond would mean for the fifth ward campus <http://hisdnews.wordpress.com/2013/02/08/ymcpa-community-turns-out-to-hear-about-bond-project-at-campus/>
- **02-06-2013:** What are your ideas for building the new DeBakey HS? <http://hisdnews.wordpress.com/2013/02/06/debakey-community-encouraged-to-make-voices-heard-on-planning-of-new-school/>
- **02-05-2013:** HISD is committed to building green, and that effort is getting national notice <http://hisdnews.wordpress.com/2013/02/05/hisd-city-recognized-for-environmentally-sustainable-buildings/>
- **02-05-2013:** Want to stay informed about the 2012 bond? Check out our new monthly eNewsletter. To subscribe, email [bondnewsletter@houstonisd.org](mailto:bondnewsletter@houstonisd.org) <http://hisdnews.wordpress.com/2013/02/05/new-monthly-e-newsletter-provides-information-on-bond-projects/>
- **02-04-2013:** HISD is reaching out to the minority business community to share opportunities for work in the construction of new schools <http://hisdnews.wordpress.com/2013/02/04/district-works-to-ensure-hispanic-community-is-well-informed-about-bond/>
- **02-04-2013:** HSLECJ community gathers to talk about ideas for new school <http://hisdnews.wordpress.com/2013/02/04/high-school-for-law-enforcement-community-shares-thoughts-on-future-of-school/>
- **01-29-2013:** Come learn how the 2012 bond will impact the High School for Law Enforcement and Criminal Justice <http://tinyurl.com/bdketrp>
- **01-28-2013:** HISD is making great progress on 2007 bond projects and has its eye on completing the remainder under that program in the next two years <http://hisdnews.wordpress.com/2013/01/28/majority-of-work-under-2007-bond-is-complete-with-20-new-schools-open/>
- **01-25-2013:** Read how green schools are saving \$100,000 per year on average — something to keep in mind as HISD repairs or rebuilds 40 of its schools under the 2012 bond program [http://www.nxtbook.com/nxtbooks/stratton/learningbydesign\\_2012fall/#/0](http://www.nxtbook.com/nxtbooks/stratton/learningbydesign_2012fall/#/0)
- **01-23-2013:** What should newly built schools look like? <http://hisdnews.wordpress.com/2013/01/23/hisd-to-hear-from-students-on-planning-phase-of-2012-bond-2/>
- **01-17-2013:** Interested in serving on the committee that will monitor bond activities? Applications are being accepted <http://hisdnews.wordpress.com/2013/01/17/hisd-seeks-volunteers-for-bond-oversight-committee/>
- **01-16-2013:** Have you seen this new school? More than 200 people turned out today for the dedication <http://hisdnews.wordpress.com/2013/01/16/reagan-k-8-officially-dedicated-honoring-former-hisd-superintendent/>




# Bond Communications Report

- **01-14-2013:** Come out to the dedication of the new Reagan K-8 campus on Wednesday from 10 a.m. to 11:30 a.m. <http://hisdnews.wordpress.com/2013/01/14/reagan-k-8-center-to-dedicate-new-school-on-wednesday/>
- **01-14-2013:** Come learn more about how the 2012 bond program will impact the High School for the Performing and Visual Arts tomorrow from 7 p.m. - 8:30 p.m. at the HSPVA Band Room; 4001 Stanford Street; 77006!
- **01-11-2013:** The Jan. 15 deadline is fast approaching for engineers and architects to submit their qualifications to take part in the 2012 bond program. What do you think the high school of the future should look like? <http://hisdnews.wordpress.com/2012/12/21/deadline-extended-for-hisds-rfq-on-architectural-engineering-services/>








# Glossary

---



HOUSTON INDEPENDENT SCHOOL DISTRICT  
BOND OVERSIGHT COMMITTEE WORKBOOK - MEETING APRIL 30, 2013  
[www.houstonisd.org/bond](http://www.houstonisd.org/bond)



## Glossary of Terms

### **BAS**

Building Automation System (HVAC and lighting controls)

### **Change order**

A modification to the original construction contract authorizing a change in the work or an adjustment in the amount of the contract or the contract time. The original contract price may not be increased by more than 25% by change order.

### **Competitive Bidding**

A procurement method by which a governmental entity contracts with a contractor for the construction, alteration, rehabilitation, or repair of a facility by awarding the contract to the lowest responsible bidder.

### **Competitive Sealed Proposal (CSP)**

A procurement method by which a governmental entity may request proposals and pricing information based on the scope of work provided, rank the offers, negotiate a contract, and then award the project to the contractor that offers the best value to the entity.

### **Construction commissioning**

A collaborative process whose purpose is to ensure that buildings and systems perform according to contract.

### **Commissioning agent**

An independent party, unaffiliated with the design team or contractors, that takes charge of the construction commissioning process.

### **Construction documents**

Extremely detailed drawings and specifications showing and describing all of the details required to construct the building.

### **Construction Manager at Risk (CMAR)**

A construction delivery method by which a governmental entity contracts with an architect or engineer for design and construction phase services and contracts separately with a construction manager-at-risk to serve as the general contractor and to provide consultation during the design and construction, rehabilitation, alteration, or repair of a facility. A CMAR is selected based upon qualifications and price proposal that would provide the best value for the governmental entity.

### **Daylighting**

A planned energy conservation strategy that utilizes illumination from sunlight.



# Glossary

## Design development

Process in which schematic design drawings are further developed to include more detail, including: detailed site plan; room layouts; door and window types; interior and exterior elevations; reflected ceiling plans; plumbing, mechanical, structural, and electrical drawings; and kitchen layouts.

## Design team

A group of professionals from architectural and engineering firms that is engaged to design a facility.

## Encumbrance Accounting

The recognition of commitments that will subsequently become expenditures when goods and services are received. Encumbrances are posted for documents such as purchase estimates, purchase orders, and contracts.

## FF&E

Furniture, fixtures, and equipment. This describes all contents that are not a permanent part of the structure.

## Hard costs

Expenses associated with direct construction of a project.

## HVAC

Heating, ventilation, and air-conditioning

## Job Order Contract (JOC)

A procurement method used for maintenance, repair, alteration, renovation, remediation, or minor construction of a facility when the work is of a recurring nature, but the delivery times, type, and quantities of work required are indefinite.

## Leadership in Energy and Environmental Design (LEED)

A building certification process developed by the U.S. Green Building Council (USGBC) to enhance environmental awareness among architects and building contractors and to encourage the design and construction of energy-efficient, water-conserving buildings that use sustainable or green resources and materials.

## MEP

Mechanical/electrical and plumbing systems.

## Program or Concept design

Single-line drawings that illustrate room adjacencies and scale



## **Schematic Design**

Typically includes a simple site plan, floor plans, simple building cross-sections, an outline specification with general information about building systems, a table comparing required square footages from the educational specifications with actual square footages shown on the drawings, a preliminary estimate of cost options, and three-dimensional depictions of the exterior of the building.

## **Schedule of values**

An itemization of costs that comprises the entire contract amount.

## **Scope-to-Budget**

An analytical review conducted by the architectural/engineering team to ensure the proposed scope of work and project requirements are aligned with the established construction budget. The approved findings from this review become the basis for the design and preparation of the construction documents.


## **Soft costs**

A construction industry term, but more specifically a contractor accounting term for an expense item that is not considered direct construction cost. Soft costs include architectural, engineering, financing, legal fees, and other pre- and post-construction expenses.

## **Swing space**

A school building or a portion of an existing school building or other facility that will house the student population and its teachers and staff during the school-construction process.






HOUSTON INDEPENDENT SCHOOL DISTRICT  
BOND OVERSIGHT COMMITTEE WORKBOOK - MEETING APRIL 30, 2013  
[www.houstonisd.org/bond](http://www.houstonisd.org/bond)



# Appendix

---



HOUSTON INDEPENDENT SCHOOL DISTRICT  
BOND OVERSIGHT COMMITTEE WORKBOOK - MEETING APRIL 30, 2013  
[www.houstonisd.org/bond](http://www.houstonisd.org/bond)

Office of Superintendent of Schools  
Board of Education Meeting of February 14, 2013

Office of Business Operations  
Leo Bobadilla, Chief Operating Officer

**SUBJECT: AUTHORITY TO NEGOTIATE, EXECUTE, AND AMEND  
CONTRACTS WITH DESIGN FIRMS FOR THE 2012 BOND  
PROGRAM**

The Houston Independent School District's (HISD) 2012 Facilities Capital Program was approved by voters on November 6, 2012.

A request for qualifications for Architectural-Engineering Services was issued on December 3, 2012, and HISD received 85 statements of qualifications (SOQ) from design firms on January 15, 2013.

To assist the HISD selection committee, an Architectural Advisory Committee comprised of professors from the University of Houston, Rice University, and Prairie View A&M University Schools of Architecture was assembled to offer its expertise in the area of 21<sup>st</sup> century school design.

In accordance with Texas Government Code Chapter 2254, and in consultation with legal counsel, the design firm selection followed a formal qualification review process. The HISD selection committee conducted an initial review of all submitted SOQs and 36 firms were invited to provide oral presentations. All firms, including firms not invited to provide oral presentations, will remain under consideration for other 2012 Bond projects. The list of the most highly qualified firms for selected 2012 Facilities Capital Program projects is attached.

Approval of this board item will authorize the superintendent of schools or a designee to negotiate, execute, and amend contracts at a fair and reasonable fee not to exceed seven percent of the construction cost, plus a 10 percent contingency of the negotiated design fee and the actual cost of necessary consultants not included in the fee for basic design services, such as surveying, geotechnical engineering, and roof construction observation. Each contract will be established with fixed-fee compensation based on a formulated construction cost.

Furthermore, approval of this item will authorize the superintendent of schools or a designee to negotiate, execute, and amend contracts with the next most highly qualified firm for each project should negotiations with the most highly qualified firm be unsuccessful.

COST/FUNDING SOURCE(S): The cost for the recommended actions will be funded by 2012 Bond Program funds.

STAFFING IMPLICATIONS: None

ORGANIZATIONAL GOALS/IMPACT: This agenda item supports HISD Goal 4: Increase Management Effectiveness and Efficiency and is aligned to Core Initiative 4: Data-Driven Accountability.

THIS ITEM DOES NOT REQUIRE CONSULTATION.

THIS ITEM DOES NOT ESTABLISH, MODIFY, OR DELETE BOARD POLICY.

RECOMMENDED: That the Board of Education authorize the superintendent of schools or a designee to negotiate, execute, and amend contracts with design firms for the 2012 Facilities Capital Program schools listed on the attachment, effective February 15, 2013.



**NEW**

02/11/13

Attachment G-4

**DESIGN CONTRACTS**

<b>Project</b>	<b>A/E Firm</b>	<b>MWBE Commitment</b>
Middle School Restroom Renovations (Additional firms may be brought forward for Board of Education approval at a future date)	Robert Adams, Inc.	100% (MWBE Firm)
	VCS	25% (Non-MWBE Firm with MWBE Consultants)
	English & Associates, Inc.	100% (MWBE Firm with additional MWBE spend*)
	Courtney Harper + Partners, Inc.	100% (MWBE Firm with additional MWBE spend*)
North Houston Early College High School	RdIR Architects, Inc.	100% (MWBE Firm with additional MWBE spend*)
South Early College High School	Smith & Company Architects, Inc.	100% (MWBE Firm with additional MWBE spend*)
Waltrip High School Partial Replacement and General Renovations	Gensler	25% (Non-MWBE Firm with MWBE Consultants)
Worthing High School New Facility Incorporating New 2-Story Classroom Wing	Molina Walker Architects, Inc.	100% (MWBE Firm)

\* Proposed MWBE firm has committed to subcontracting with additional MWBE firms



Office of Superintendent of Schools  
Board of Education Meeting of March 7, 2013

Office of Business Operations  
Leo Bobadilla, Chief Operating Officer

**SUBJECT: AUTHORITY TO NEGOTIATE, EXECUTE, AND AMEND  
CONTRACTS WITH DESIGN FIRMS FOR SELECTED 2012  
FACILITIES CAPITAL PROGRAM PROJECTS**

The Houston Independent School District's (HISD) 2012 Facilities Capital Program was approved by voters on November 6, 2012.

A request for qualifications for Architectural-Engineering Services was issued on December 3, 2012, and HISD received 85 statements of qualifications (SOQ) from design firms on January 15, 2013.

To assist the HISD selection committee, an Architectural Advisory Committee comprised of professors from the University of Houston, Rice University, and Prairie View A&M University Schools of Architecture was assembled to offer its expertise in the area of 21<sup>st</sup> century school design.

In accordance with Texas Government Code Chapter 2254, and in consultation with legal counsel, the design firm selection followed a formal qualification review process. The HISD selection committee conducted an initial review of all submitted SOQs and 36 firms were invited to provide oral presentations. All firms, including firms not invited to provide oral presentations, will remain under consideration for other 2012 Bond projects. The list of the most highly qualified firms for selected 2012 Facilities Capital Program projects ~~will be forthcoming~~ is attached.

Approval of this board item will authorize the superintendent of schools or a designee to negotiate, execute, and amend contracts at a fair and reasonable fee not to exceed seven percent of the construction costs, plus a 10 percent contingency of the negotiated design fee and the actual cost of necessary consultants not included in the fee for basic design services, such as surveying, geotechnical engineering, and roof construction observation. Each contract will be established with fixed-fee compensation based on a formulated construction cost.

Furthermore, approval of this item will authorize the superintendent of schools or a designee to negotiate, execute, and amend contracts with the next most highly qualified firm for each project should negotiations with the most highly qualified firm be unsuccessful.

COST/FUNDING SOURCE(S): The cost for the recommended actions will be funded by 2012 Bond Program funds.

STAFFING IMPLICATIONS: None

ORGANIZATIONAL GOALS/IMPACT: This agenda item supports HISD Goal 4: Increase Management Effectiveness and Efficiency and is aligned to Core Initiative 4: Data-Driven Accountability.

THIS ITEM DOES NOT REQUIRE CONSULTATION.

THIS ITEM DOES NOT ESTABLISH, MODIFY, OR DELETE BOARD POLICY.

RECOMMENDED: That the Board of Education authorize the superintendent of schools or a designee to negotiate, execute, and amend contracts with design firms for the 2012 Facilities Capital Program schools, effective March 8, 2013.

**DESIGN CONTRACTS**

<b>Project</b>	<b>A/E Firm</b>	<b>M/WBE Commitment</b>
Mandarin Chinese Language Immersion K-8 School	PBK Architects	25% (Non-M/WBE Firm with M/WBE consultants)
Grady Middle School Renovations and Addition	Natex Corporation	100% (M/WBE Firm with additional M/WBE spend*)
Condit Elementary School	VLK Architects	25% (Non-M/WBE Firm with M/WBE consultants)

\* Proposed M/WBE firm has committed to subcontracting with additional M/WBE firms





Office of Superintendent of Schools  
Board of Education Meeting of April 11, 2013

Office of Business Operations  
Leo Bobadilla, Chief Operating Officer

**SUBJECT: AUTHORITY TO NEGOTIATE, EXECUTE, AND AMEND  
CONTRACTS WITH DESIGN FIRMS FOR SELECTED 2012  
FACILITIES CAPITAL PROGRAM PROJECTS**

The Houston Independent School District's (HISD) 2012 Facilities Capital Program was approved by voters on November 6, 2012.

A request for qualifications for architectural-engineering services was issued on December 3, 2012. HISD received 85 statements of qualifications (SOQ) from design firms on January 15, 2013.

To assist the HISD selection committee, an Architectural Advisory Committee comprised of professors from the University of Houston, Rice University, and Prairie View A&M University Schools of Architecture was assembled to offer its expertise in the area of 21<sup>st</sup> century school design.

In addition to the Advisory Committee input, stakeholders from each facility were invited to attend a second round of Architectural/Engineering presentations. The list of the most highly qualified firms for selected 2012 Facilities Capital Program projects ~~will be forthcoming~~ is attached.

In accordance with Texas Government Code Chapter 2254, and in consultation with legal counsel, the design firm selection followed a formal qualification review process. The HISD selection committee conducted an initial review of all submitted SOQs and 36 firms were invited to provide oral presentations. All firms, including firms not invited to provide oral presentations, will remain under consideration for other 2012 Bond projects.

Approval of this board item will authorize the superintendent of schools or a designee to negotiate, execute, and amend contracts at a fair and reasonable fee not to exceed seven percent of the construction costs, plus a 10 percent contingency of the negotiated design fee and the actual cost of necessary consultants not included in the fee for basic design services, such as surveying, geotechnical engineering, and roof construction observation. Each contract will be established with fixed-fee compensation based on a formulated construction cost.

Furthermore, approval of this item will authorize the superintendent of schools or a designee to negotiate, execute, and amend contracts with the next most highly

qualified firm for each project should negotiations with the most highly qualified firm be unsuccessful.

COST/FUNDING SOURCE(S): The cost for the recommended actions will be funded by 2012 Bond Program funds.

STAFFING IMPLICATIONS: None

ORGANIZATIONAL GOALS/IMPACT: This agenda item supports HISD Goal 4: Increase Management Effectiveness and Efficiency and is aligned to Core Initiative 4: Data-Driven Accountability.

THIS ITEM DOES NOT REQUIRE CONSULTATION.

THIS ITEM DOES NOT ESTABLISH, MODIFY, OR DELETE BOARD POLICY.

RECOMMENDED: That the Board of Education authorize the superintendent of schools or a designee to negotiate, execute, and amend contracts with design firms for the 2012 Facilities Capital Program schools, effective April 12, 2013.

## DESIGN CONTRACTS

Project	A/E Firm	M/WBE Commitment
Bellaire High School	PBK Architects	25% (Non-MWBE Firm with MWBE Consultants)
Davis High School	Bay-IBI	27% (Non-MWBE Firm with MWBE Consultants)
Furr High School	ERO Architects	100% (MWBE Firm w/ additional MWBE spend*)
Lamar High School	Perkins + Will	30% (Non-MWBE Firm with MWBE Consultants)
Lee High School	WHR	25% (Non-MWBE Firm with MWBE Consultants)
Milby High School	John Kirksey Associates, Architects, Inc.	25% (Non-MWBE Firm with MWBE Consultants)
Sharpstown High School	Muñoz Architects	100% (MWBE Firm w/ additional MWBE spend*)
Relief Elementary School	English and Associates	100% (MWBE Firm w/ additional MWBE spend*)
Sterling High School	SHW Group	25% (Non-MWBE Firm with MWBE Consultants)
Washington High School	Fanning Howey-House Partnership	35% (Non-MWBE Firm with MWBE Consultants)
Yates High School	Moody-Nolan/Huerta Associates	100% (MWBE Firm w/ additional MWBE spend*)
Young Men's College Preparatory Academy	Harrison-Kornberg	100% (MWBE Firm w/ additional MWBE spend*)

\* Proposed M/WBE firm has committed to subcontracting with additional M/WBE firms





Office of Superintendent of Schools  
Board of Education Meeting of April 11, 2013

Office of Business Operations  
Leo Bobadilla, Chief Operating Officer

**SUBJECT: APPROVAL OF PRIMARY CONSTRUCTION METHODS FOR DISTRICT CONSTRUCTION CONTRACTS, CRITERIA FOR SELECTION OF CONTRACTORS, AND DELEGATION OF EVALUATION AUTHORITY**

On October 21, 1999, in response to Senate Bill 669, the Houston Independent School District (HISD) Board of Education approved competitive bidding as the primary construction delivery method for the district, while retaining the option to designate other “default methods” in the future.

On April 27, 2000, the HISD Board of Education approved competitive sealed proposals as primary construction delivery method for projects equal to and greater than \$300,000, and approved selection criteria for evaluation and ranking. On July 8, 2004, and again on November 11, 2010, the HISD Board of Education approved revisions to criteria for evaluation and selection of contracts for competitive sealed proposals.

Job order contracting was also approved on April 27, 2000, for minor recurring construction work for projects not to exceed \$200,000 per annum. On March 10, 2005, the HISD Board of Education approved a change from \$200,000 to \$300,000 per project for job order contracts.

On April 8, 2004, the HISD Board of Education approved selection criteria and evaluation method for construction manager-at-risk projects. On October 8, 2008, the HISD Board of Education approved the construction manager-at-risk construction method for new construction projects in the 2007 Facilities Capital Program.

On February 10, 2011, the HISD Board of Education approved revisions to the previously established construction delivery methods based on experience with these methods. The revisions also aligned the construction manager-at-risk selection criteria more closely with the selection criteria for a competitive sealed proposal.

On September 13, 2012, the HISD Board of Education approved changes in criteria for evaluation and selection of contractors for the competitive sealed proposal construction delivery method.

At this time, the administration recommends revisions to approved construction delivery methods based on experience with these methods since 2000 and changes in the construction field.

The attached resolution, which has been reviewed and approved by HISD Legal Representatives, incorporates all proposed revisions to delivery methods and selection criteria and will be applicable to those projects advertised for construction after April 12, 2013, and where design efforts that are underway are not adversely affected.

It also authorizes the superintendent of schools or a designee to determine which construction/project delivery method provides best value based upon the identified delivery method selection criteria; to evaluate and rank bids, competitive sealed proposals, qualifications and proposals for construction manager-at-risk, and qualifications and proposals for design/build; to negotiate competitive sealed proposals, proposals for construction manager-at-risk with the proposed selected offeror, and proposals for design/build with the proposed selected offeror (and with the next competitive sealed proposal, construction manager-at-risk or design/build offerors in the order of selection ranking if agreement cannot be reached with prior offerors); and to recommend the final contractor selections to the HISD Board of Education for approval and award of contracts.

COST/FUNDING SOURCE(S): No increase to program budget.

STAFFING IMPLICATIONS: None

ORGANIZATIONAL GOALS/IMPACT: This agenda item supports HISD Goal 4: Increase Management Effectiveness and Efficiency and is aligned to Core Initiative 4: Data-Driven Accountability.

THIS ITEM DOES NOT REQUIRE CONSULTATION.

THIS ITEM DOES NOT ESTABLISH, MODIFY, OR DELETE BOARD POLICY.

RECOMMENDED: That the Board of Education approve the resolution determining the construction delivery methods that provide the best value for the district, subject to subsequent board approval of other methods for designated individual or groups of construction contracts as determined by the board; approve the criteria for evaluation and ranking of offerors for construction services to the district; and authorize the superintendent of schools or a designee to evaluate and rank bids, and to negotiate with offerors for construction services as provided in the resolution, effective April 12, 2013.

HOUSTON INDEPENDENT SCHOOL DISTRICT  
RESOLUTION AUTHORIZING THE DETERMINATION OF PRIMARY  
CONSTRUCTION METHODS THAT PROVIDE THE BEST VALUE FOR THE  
DISTRICT, ESTABLISHMENT OF CRITERIA FOR SELECTION OF CONSTRUCTION  
CONTRACTORS, AND DELEGATION OF EVALUATION AUTHORITY.

WHEREAS, Section 2267.056(a) of the Texas Government Code provides that the board of trustees of a school district that is considering a construction contract using a method specific by Chapter 2267 must, before advertising, determine which method provides the best value for the district; and

WHEREAS, Section 2267.053(a) of the Texas Government Code provides that the board of trustees of a school district may delegate its authority under Chapter 2267 to a designated representative, committee, or other person.

WHEREAS, the HISD Board of Education has previously approved construction delivery methods based upon experience with those methods.

THEREFORE, BE IT RESOLVED BY THE BOARD OF EDUCATION OF THE HOUSTON INDEPENDENT SCHOOL DISTRICT THAT:

All of the above paragraphs are incorporated and made a part of this Resolution; and

That the Board of Education determines in accordance with Chapter 2267 of the Texas Government Code, subject to the provisions hereinafter set forth, the following:

(1) That all construction/project delivery methods provided for in Chapter 2267 may be considered, and the following factors are to be used in determining which construction/project delivery method provides the best value to HISD: (a) schedule/phasing necessity; (b) scope definition; (c) project complexity; and (d) other project-specific considerations. See Attachment A.

(2) That when the Job Order Contracting (Delivery Order Contracting) construction/project delivery method is determined to be best value for the district, each project shall not exceed \$500,000 and aggregate contracts for an offeror shall not exceed \$1,000,000 per annum per campus without approval of the Board of Education.

(3) That the construction manager-at-risk may be selected using either a one-step or two-step process as proscribed in Section 2267.253 of the Texas Government Code.

(4) That the Board of Education determines and selects that the criteria listed in Attachment B hereto be designated as the criteria to be included in the request for competitive bids and be used to determine the lowest responsible bidder, that the criteria listed in Attachment B-1 hereto be designated as the criteria to be included in the competitive sealed proposals and to be used to evaluate those construction offerors,

that the criteria listed in Attachment B-2 hereto be designated as the criteria to be included in requests for proposals or qualifications for construction manager-at-risk (one-step and two-step process) and be used to evaluate those construction offerors, and that the criteria listed in Attachment B-3 hereto be designated as the criteria to be included in requests for qualifications and proposal for design-build and be used to evaluate those construction offerors.

(5) That the Board of Education rescinds its prior designation of primary delivery methods for all construction contracts of the District as described in the February 11, 2011 Resolution.

(6) That the Board of Education determines and delegates to the Superintendent of Schools and his designated staff the authority to (a) determine the best value construction/project delivery methods based upon the identified criteria, (b) evaluate and rank bids, competitive sealed proposals, construction manager-at-risk qualifications and proposals, and design-build qualifications and proposals, (c) on all non-competitive bidding proposals negotiate with the proposed selected offeror and with the next offerors in the order of selection ranking if agreement cannot be reached with prior offers, (d) to recommend the final contractor selection to the Board for approval and award of contract, and (e) to perform any and all other acts deemed necessary by the Superintendent of Schools to implement and carry out the contractor selection process.

(7) That any future action to be made by the Board of Education related (a) to determinations to be made by the Board of Education on construction delivery methods for individual projects or groups of projects, or an alternative primary method of delivery, (b) to selection of criteria for evaluation of bids and proposals, and (c) to delegation of authority for evaluation of bids and proposals, all as set forth herein, may be made by approval of the Board of Education through the regular agenda approval process and without the necessity of formal resolution for any such future determination.

Passed, approved, and adopted this \_\_\_\_\_ day of \_\_\_\_\_ 2013.

Houston Independent School District

By: \_\_\_\_\_  
Anna Eastman, President  
Board of Education

ATTEST:

\_\_\_\_\_  
Rhonda Skillern-Jones, Secretary  
Board of Education

## Delivery Method Selection Criteria

Construction Delivery Method/Project Category	Delivery Method Criteria	
	Current	Proposed
Competitive Bidding/ for all project types	Less than \$1 million	<b>Staff will consider the following factors in determining the best value delivery method for a project:</b> <ul style="list-style-type: none"> <li>• Schedule/Phasing of Project</li> <li>• Scope Definition</li> <li>• Project Complexity</li> <li>• Other project-specific considerations</li> </ul>
Competitive Sealed Proposals/ for renovation projects	\$1 million and above	
Competitive Sealed Proposals/ for new construction and renovation/expansion projects	\$1 million to \$5 million	
Construction Manager-at-Risk / for new construction and renovation/expansion projects	\$5 million and above	
Design-Build/ for all project types	N/A	
Job Order Contracts/for minor projects of reoccurring nature	\$300,000 per project not to exceed \$1 million per campus per year	<ul style="list-style-type: none"> <li>• \$500,000 per project not to exceed \$1 million per campus per year</li> <li>• Maintenance, repair, alteration, renovation, remediation, or minor construction of a facility when work is of recurring nature but the delivery times, type, and quantities of work required are indefinite.</li> </ul>



## Competitive Bidding Selection Criteria

<b>Current</b>	<b>Proposed</b>
the purchase price	The price
the reputation of the vendor and of the vendor's goods or services	The offeror's experience and reputation
the quality of the vendor's goods or services	The quality of the offeror's goods or services
the extent to which the goods or services meet the district's needs	The impact on the ability of the district to comply with laws and rules relating to historically underutilized businesses
the vendor's past relationship with the district	The offeror's safety record
the impact on the ability of the district to comply with laws and rules relating to historically underutilized businesses	The offeror's proposed personnel
the total long-term cost to the district to acquire the vendor's goods or services	The offeror's financial capability is appropriate to the size and scope of the project
any other relevant factor specifically listed in the request for bids	Any other relevant factor specifically listed in the request for bids

## Competitive Sealed Proposals Selection Criteria

<b>Percentage</b>	<b>Quantitative Criteria</b>
45%	Contract Amount
2%	Proposed Duration (days)
	<b>Qualitative Criteria</b>
15%	GC Qualifications
5%	Subcontractor Qualifications
8%	GC Relevant Experience
5%	GC Safety Record
10%	MWBE Plan / Compliance
2%	Cost Savings / Methodology
5%	GC Proposed Personnel
3%	Bonding and Stability

## Construction Manager-at-Risk (CMAR) Selection Criteria

### Criteria for One-Step Process

Current		Proposed	
Percentage	Criteria	Percentage	Criteria
5%	Cost of Pre-Construction Services	5%	Cost of Pre-Construction Services
30%	Cost of Construction Services	20%	Cost of Construction Services
30%	Cost of General Conditions	20%	Cost of General Conditions
3%	CMAR Qualifications	15%	CMAR Qualifications
3%	CMAR Relevant Experience	10%	CMAR Relevant Experience
3%	Safety Record	5%	Safety Record
10%	M/WBE Plan and Record of Compliance	10%	M/WBE Plan and Record of Compliance
3%	Cost Savings and Phasing: Total Long-Term Cost to HISD to Acquire the Contractor's Services	2%	Construction Methodology and Phasing Strategy
10%	CMAR Proposed Personnel	10%	CMAR Proposed Personnel
3%	Bond and Financial Stability	3%	Bond and Financial Stability

### Criteria for Two-Step Process

#### First Step: Qualifications

Percentage	Criteria
27%	CMAR Qualifications
18%	CMAR Relevant Experience
10%	Safety Record
18%	M/WBE Plan and Record of Compliance
4%	Construction Methodology and Phasing Strategy
18%	CMAR Proposed Personnel
5%	Bond and Financial Stability

#### Second Step: Proposals

Percentage	Criteria
10%	Cost of Pre-Construction Services
45%	Cost of Construction Services
45%	Cost of General Conditions

## Design-Build Selection Criteria

### First Step: Qualifications

Percentage	Criteria
5%	Quality and Completeness of the Statement of Qualifications
15%	Design-Build Experience and Reputation
5%	Safety Record
15%	Technical Competence and Capability to Perform
5%	Past Performance of the Firm
5%	Past Performance of the Proposed Personnel
15%	Record of Compliance with Schedule and Budget
10%	Demonstrated Quality Assurance/Quality Control Methodology During Design
10%	Demonstrated Quality Assurance/Quality Control Methodology During Construction
10%	M/WBE Plan and Record of Compliance
5%	Bond and Stability

### Second Step: Additional Information

Percentage	Criteria
20%	Demonstrated Competence, Qualifications, and Ability
20%	Demonstrated Feasibility To Implement the Project as Proposed
20%	Demonstrated Ability to Meet the Schedule and Budget
20%	Demonstrated Cost Methodology
20%	Quality of the Presentation/Interview