



Bond Oversight Committee Workbook

Meeting October 28, 2014

Presented by

HISD

Construction & Facilities Services
SERVICE EXCELLENCE

Bond Oversight Committee Meeting
October 28, 2014 | 8:30 a.m.

Table of Contents

Bond Program Oversight Committee Charter	5
Executive Summary	13
2012 Project Update Report	21
2012 Bond Phasing Schedule	25
Bond Schedule — Group 1	27
Bond Schedule — Group 2	63
Bond Schedule — Group 3	81
Bond Schedule — Group 4	91
Districtwide Projects	115
2007 Project Update Report	123
Business Assistance (M/WBE) 2007/2012 Bond Report	157
2007/2012 Bond Financial Reports	175
2007 Bond — Project Budget/Commitment/Available Funds Report	179
2007 Bond — Contingency Report	187
2012 Bond — Project Budget/Commitment/Available Funds Report	193
Bond Communications Report	197
Glossary	207
Appendix	213



It is the policy of the Houston Independent School District not to discriminate on the basis of age, color, handicap or disability, ancestry, national origin, marital status, race, religion, sex, veteran status, political affiliation, sexual orientation, gender identity and/or gender expression in its educational or employment programs and activities.

Welcome

COMMITTEE MEMBERS

Michael G. Davis

Martin Debrovner

Jessica Diaz

Robert M. Eury

D.V. “Sonny” Flores

Craig Johnson

David Quan

Phoebe Tudor

Gary J. White



Bond Program Oversight Committee Charter

Revised December 14, 2012

Background

The Declaration of Beliefs and Visions for the Houston Independent School District ("HISD", the "District") states the primary goal of HISD is to increase student achievement. The District's Bond Programs impact the following additional goals that exist to support the primary goal:

- **Goal 3: Provide a Safe Environment** — The District shall create a safe environment conducive to learning for all students and provide safety and security measures at District schools and facilities, and while attending District-related events.
- **Goal 4: Increase Management Effectiveness and Efficiency** — The District shall have a decentralized organizational structure that will promote autonomy and innovation in schools. With a districtwide commitment to performance over compliance and a shared accountability system in place, the District shall employ best practices of administrative principles to make optimal use of District resources and taxpayer dollars.
- **Goal 5: Improve Public Support and Confidence in Schools** — The schools belong to the people; hence, the board, administration, and support staff are public servants who exist to support the schools and the relationship between teachers, students, and parents. Public confidence will increase as the District increases transparency, accountability at all levels, and meaningful engagement of the community.
- **Goal 6: Create a Positive District Culture** — The District's clearly articulated purpose will serve as the catalyst for creating a powerful sense of community and a shared direction among personnel, parents, students, and the public. Because the District realizes the value of investing in human capital, the District will work to attract and retain the best teachers and staff members, and create working conditions in which their talents can flourish.

The Bond Program Oversight Committee ("Committee") plays a critical, strategic role in assisting the District while completing these goals.

Purpose of Charter

The Board of Education ("Board") for the District desires to make continual improvements to existing programs. As a result, the Bond Program Oversight Committee Charter ("Charter") is adopted to explain the mission, purpose, structure, membership, duties, responsibilities, and expectations. This Charter supersedes the previously adopted charter dated August 30, 2010.

Committee Mission

The HISD Board, in response to community interest in the effective and efficient use of bond proceeds, has established a mechanism to encourage greater accountability, transparency, public support, and confidence by creating the Committee. The Committee is an independent citizens' Committee that is responsible to the Superintendent, Board, and general public (in that order).

The Committee's charge is to monitor all applicable Bond funded construction projects and help interested Houstonians to stay informed about new construction and renovation projects in the District. Its purpose is to monitor performance and compliance in order to confirm that HISD implements Bond Program work in conformance with the program approved by the Board and make recommendations to maximize available resources to achieve construction goals in the most effective and cost efficient manner. Its focus should be oversight rather than limited to hindsight.

Committee Structure and Membership

- a) The Committee has up to nine voting members, including a Chairperson and Vice Chairperson, who are appointed by the Superintendent. Formal action from the Committee requires a majority vote of the quorum present. Individual members of the Committee shall not exercise authority for the Committee as a whole and shall not act independently of the Committee. Written applications will be reviewed by members of the District's Executive Leadership team for each applicant's experiences and qualifications. The Executive Leadership team will submit recommendations to the Superintendent for approval and appointment to the Committee.
- b) Appointments will be staggered for one year and two year terms. Terms may be extended for additional one or two year terms upon approval by the Superintendent.
- c) The Committee will approve meeting minutes, review and approve the reasonableness of reports from the District, and approve the issuance of status reports and other communications from the Committee.
- d) All meetings will be open to the general public.
- e) Membership on the Committee shall consist of interested persons from the following groups who can remain objective and independent with the District's best interest at heart:
 - 1. Special preference for members with expertise or knowledge in the areas of building design/engineering, construction, construction project management, and/or finance.
 - 2. Members active in a business organization representing the business community located in the District.
 - 3. Members who are parents or guardians of a child enrolled in the District and also active in a parent-teacher organization.
 - 4. Members of the community at-large.
- f) The Committee members receive no direct or indirect compensation from the District for their services as members of the Committee.
- g) The Committee members may not have an active contract or be seeking a contract with the District or with any contractor or sub-contractors associated with the Bond Programs.
- h) The Committee may not include any employee or official of the District, or any vendor, contractor or consultant of the District.
- i) A Committee member serves the general interest of the public as opposed to any personal interest or special interest group.
- j) If a Committee member moves outside of the District's geographic boundaries, resigns, violates the Ethics Policy contained herein, fails to attend two consecutive Committee meetings without reasonable excuse, or otherwise becomes unable to serve on the Committee, the Superintendent may declare the position on the Committee to be vacant and appoint another qualified person to the Committee.

Committee Duties and Responsibilities

The Committee shall inform the Superintendent, Board, and general public (in that order) concerning the District's overall project management of all Bond Programs, including but not limited to:

- a) Review periodic reports produced by the District to verify effective and efficient use of bond proceeds and compliance with the purposes set forth in the Bond Programs as approved by the Board. See reports issued by the District in the "District Duties and Responsibilities" section below.
- b) Ensure that bond revenues are expended for the purpose set forth in the Bond Programs as approved by the Board of Education, and that any deferred proposals or plans where considered necessary are appropriate.
- c) Validate that no bond funds are used for any teacher or administrative salaries or other school operating expense, other than administrative salaries whose primary purpose is to manage the District's Bond Programs.
- d) Review efforts by the District to maximize bond revenues by balancing best value, quality, and efficiency in meeting the District's goals and priorities.
- e) Evaluate risks and related controls associated with the District's Bond Programs, determine focus areas and strategic approach to review, and communicate any findings and recommendations for improvement via a periodic independent report to the Superintendent, Board, and general public. To maximize these efforts, the Committee may recommend the performance of specific audit projects based on its risk assessments and communications to the Board Audit Committee and HISD Office of Inspector General.
- f) Coordinate with the Superintendent's designee to visit District facilities and grounds for which bond proceeds have been or will be expended, in accordance with any necessary access procedures.
- g) Review copies of other bond reports published by the District.
- h) Review any performance audits of the District's Bond Programs to ensure the District is taking appropriate action to remediate any deficiencies identified in such reports.
- i) Review operational audits conducted by the HISD Office of Inspector General to ensure the adequacy of scope, management action plans, and remediation efforts of the District.
- j) Review any financial audits of the District's Bond Programs to ensure the District is taking appropriate action to remediate any deficiencies identified in such reports.
- k) Provide periodic status reports and an annual report regarding the results of its activities, in addition to any Committee findings, recommendations, and management action plans, to the Superintendent and Board. These reports should include the Committee's opinion regarding the District's remediation efforts for any recommendations included in the performance audits, operational audits, or financial audits mentioned above and will be made available to the general public by inclusion on the District's website and other communication avenues.
- l) Perform other reasonable duties requested by the Superintendent.
- m) Disclose and sign an annual conflict of interest statement for existing conflicts and re-submit if any conflicts arise during a Committee member's tenure.

- n) Any perceived allegation of wrongdoing; potential waste, fraud, misuse or abuse; or non-compliance with Local, State, Federal laws/regulations, or District policies that becomes known to the Committee shall be communicated to the Superintendent, who shall refer such matters to the Board, Ethics and Compliance Officer, Office of Inspector General, and outside legal counsel where appropriate.

The Committee provides counsel and input to the administration and the Board, but it does not have management or policy-setting responsibilities. Also, the Committee does not have a fiduciary responsibility to the District or Board, nor are its members personally liable to the District or Board. The Committee is not responsible for:

- a) Approval of construction contracts or change orders;
- b) Appropriation of construction funds;
- c) Handling of legal matters;
- d) Approval of construction plans and schedules;
- e) Approval of the District's maintenance plan;
- f) Approval of the sale of bonds;
- g) Establishment of priorities and order of construction for the bond projects;
- h) Selection of architects, engineers, construction managers, project managers, and such other professional service firms;
- i) Approval of the design for each project including exterior materials, paint color, interior finishes, site plan and construction means or methods;
- j) Selection of independent audit firm(s), performance audit consultants and such other consultants as are necessary to support the performance of the Bond Programs;
- k) Setting or approving schedules of design and construction activities;
- l) Investigations of alleged wrongdoing; potential waste, fraud, misuse or abuse; or non-compliance with Local, State, Federal laws/regulations, or District policies.
- m) Directing the activities of staff or consultants; or
- n) Activities, roles or responsibilities that have been delegated to staff or consultants by the Superintendent or his designee.

Committee Meetings

- a) The Committee shall meet at least quarterly to review the District's Bond Program's status and related information, and to perform other duties as provided herein. The Superintendent, Chairperson, or Vice Chairperson may convene additional meetings, if necessary.
- b) All Committee meetings shall be held within the District's geographic boundaries.
- c) Minutes will be prepared by a representative of the District and will be distributed to the Committee within 15 business days. The minutes will be voted upon for the record at the next scheduled Committee meeting.

District Duties and Responsibilities

- a) The Chief Operating Officer shall act as the Superintendent's designee to the Committee.
- b) The Superintendent or his designee shall oversee management's action plan to respond to any written report from the Committee with findings or suggestions for improvement within 15 business days. All recommendations and management action plans from inception to date will be tracked and made available to the Committee and Board. The District's website and other communication avenues will also publicize the Committee's report and management's action plan for use by the general public.
- c) The District shall have a commitment to the Committee, provide open communication, and provide necessary technical and administrative assistance in a timely fashion as follows:
 - 1. Provision of a meeting room, including any necessary audio/visual equipment;
 - 2. Preparation and copies of any documentary meeting materials, such as agendas and reports; and distribution of those materials to the Committee in a timely manner;
 - 3. Provision of a quarterly summary progress report covering the Bond Programs;
 - 4. Access to other information to effectively perform its oversight function.
 - 5. Retention of all Committee meeting records, and providing public access to such records on the District's website; and
 - 6. Notify the public of Committee meeting times and locations. The meetings are open to the public.
- d) Summary progress reports will communicate and provide an explanation for the following attributes in a clear concise manner. As part of reporting, HISD will identify projects that experience a significant impact to schedule, budget, or scope of work. Detail reports can be provided upon the Committee's request.
 - 1. Project schedules with anticipated completion dates and current status.
 - 2. Project scope
 - 3. Contingency report (change allowance, encumbrances, and available budget)
 - 4. Expenditure reports
 - 5. Status of Minority/or Woman Owned Business Enterprise (M/WBE)
- e) The appropriate District staff, District consultants, and/or designees shall attend all Committee proceedings in order to provide a status update for their area of responsibility as it relates to the Bond Programs and answer any questions from Committee members.
- f) The Office of Inspector General will consider the input and specific audit requests of the Committee and HISD management during its development of the Annual Audit Plan. Audit projects conducted by the Office of Inspector General will be completed by the issuance of a formal audit report, which will be provided to the Board Audit Committee and made available to the Committee. Such reports will be publicized on the District's website for use by the general public.

- g) The District acknowledges that the Committee may request certain information that is sensitive or legally privileged. The District will use the counsel of its legal advisor to comply with such requests within the limits of Texas law and the best interest of the District.

Ethics Policy

This Ethics Policy provides general guidelines for Committee members to follow in carrying out their roles. Not all ethical issues that Committee members face are covered in this Policy. However, this Policy captures some of the critical areas that help define ethical and professional conduct for Committee members. The provisions of this Policy were developed from existing laws, rules, policies and procedures as well as from concepts that define generally accepted good business practices. Committee members are expected to strictly adhere to the provisions of this Ethics Policy.

Policy

CONFLICT OF INTEREST. A Committee member shall not make or influence a District decision related to: (1) any contract funded by bond proceeds or (2) any construction project that will benefit the Committee member's outside employment, business, or provide a financial benefit to the Committee member or a family member, such as a spouse, child, parent, or sibling.

OUTSIDE EMPLOYMENT. A Committee member shall not use his or her authority over a particular matter to negotiate future employment with any person or organization that relates to: (1) any contract funded by bond proceeds; or (2) any construction project. A Committee member shall not make or influence a District decision related to any construction project involving the interest of a person with whom the member has an agreement concerning current or future employment, or remuneration of any kind. For a period of one (1) year after leaving the Committee, a former Committee member may not represent any person or organization for compensation in connection with any matter pending before the District that, as a Committee member, he or she participated in personally and substantially.

COMMITMENT TO UPHOLD LAW. A Committee member shall uphold the federal and Texas Constitutions, the laws and regulations of the United States and the State of Texas, and the policies, procedures, rules and regulations of the Houston Independent School District.

COMMITMENT TO DISTRICT. A Committee member shall place the interests of the District above any personal or business interest of the member.

MEMBER CERTIFICATION. A Committee member shall certify his or her understanding of Committee's Ethics Policy and disclose and sign an annual conflict of interest statement for existing conflicts and re-submit if any conflicts arise during their tenure.



Executive Summary

Executive Summary

As we move into the Fourth Quarter of 2014, there is much progress to report in the 2012 Bond Program.

In the next three months, construction is slated to start on all of the Group 1 projects, as well as renovations at Butler and Barnett fieldhouses and middle school restrooms.

This work will mark a tangible milestone in the bond program, and we expect it will bring public attention and questions to what is happening in the different school communities and with individual projects.

As you know, we're committed to staying within scope and budget on this \$1.89 billion program. In recent months, inflation has increased tremendously. So, as we ramp up construction, all projects will undergo a final scope-to-budget review that may necessitate some changes or modifications.

Every project has a list of wants that exceeds the stated budget. And we expect tough conversations and decisions around how to make necessary compromises. Our mission, however, won't change — and that's to create 21st century facilities that will serve generations of HISD students.

In the 2007 bond program, there were a number of construction projects that saw significant progress or were completed in the third quarter of 2014. Among the schools with significant progress were Southmayd Elementary, Wainwright Elementary, Hogg Middle School and Pugh Elementary. As previously committed, all construction 2007 projects will be complete by the end of 2014.



Demolition work in August clears the way for construction to begin on a new Milby High School.



Waltrip High School Principal Andria Schur participates in a community meeting discussion on Thursday, Aug. 21, at the school.

Project Highlights

Sterling Aviation High School

The school will feature a hangar to be used for the aviation program, which will be visible at the entrance to the school as well as from the second floor. No matter where one is in the school, it is visible and serves as the heart of the school.

Booker T. Washington High School

As an engineering-focused high school, the Project Advisory Team asked for the engineering labs to be located at the front of the school along the main corridor that connects all of the learning neighborhoods. This allows the labs to be visible not only to visitors but to students as they move to the gym and other programs so they can be engaged in the focus of the school.

High School for Law Enforcement and Criminal Justice

The courtroom and law library serve as the center piece of this project. Additionally, the Career and Technical Education (CTE) learning centers are highly visible from the core of the school. This allows forensic science, for example, to be seen and serve as a reminder of the school's concentration.

Parker Elementary School

As one of HISD's prominent magnet programs, the new Parker is being designed with music in mind. In addition to the appropriate music learning centers, the Project Advisory team made sure to include a performance space.

Milby High School

Milby will keep the historically significant portion of their existing campus. Work is underway at Milby and in addition to new 21st century learning spaces, the new Milby will include CTE spaces for culinary arts and cosmetology. These programs will be taught in partnership with local businesses so that the students will receive real world experiences to serve them after high school.

Design Milestones

Design Work Progressing: About 90 percent of the Group 1 school projects have entered into the Construction Documents Phase of the design process, with 11 of those projects already starting the regulatory process with the City of Houston. Of those, 2 have received their building permit. All of the other projects are completing their Design Development Phase and are entering into the Construction Documents Phase. All of the Group 1 school projects are scheduled to begin construction work before the end of the year. An IT/Design summit was held with a local industry expert.

Districtwide Upgrades

Middle School Restrooms: Design has commenced on Phase 1 projects consisting of 15 facilities. Phase 1 projects have been separated into Phase 1(a) and Phase 1(b). Construction is underway on Phase 1(a) projects. Phase 1(b) project designs are concluding and are being submitted to the City of Houston for permitting.

Safety and Security: A safety and security assessment of all District facilities has been completed. Six priorities have been established and approved by CFS and the Threat Assessment Team. The priorities include replacement of fire alarm devices, replacement of CCTV devices, improvements to campus entryways, improvements to two-way communications systems, and interior door hardware.

Architect Selection

The latest round of design contract recommendations comes ahead of schedule in response to the booming construction market in Houston. Although architect selections for schools in Groups 3 and 4 of the program weren't slated to take place until next year, the district wanted to move forward as quickly as possible to minimize the impact of escalating construction cost inflation.

HISD officials reviewed the qualifications submitted by 55 architectural firms seeking to do work on this portion of the program, which includes seven high schools, four K – 8 schools, two schools that serve students in grades 6 – 12, and one elementary school. Contracts for the first two groups of school projects were awarded in 2013.

As part of the selection process for the latest round of design contracts, the district invited members of each school's community to hear presentations by the finalists selected for each project. The recommendations slated for the Board of Education on Oct. 1 are consistent with the feedback received from each school community.

2012 BOND PROGRAM KEY FACTS

- \$1.89 billion in bond funding
- 40 schools to be built or renovated by 2020
- Middle school restroom renovations underway
- Design meetings ongoing for Group 2 schools
- Planning meetings ongoing for Group 3 & 4 schools
- Real estate acquisitions underway
- Construction has commenced on 6 sites



Dogan Elementary School Principal Tarriek Rideaux, with Trustee Rhonda Skillern-Jones and other HISD staff members, cuts the ribbon at the official dedication for the school on Monday, Sept. 29.

Real Estate Purchases

The Real Estate Department is currently purchasing 150 individual properties, including residential, commercial and retail properties, for expansion of current school sites and new school sites as an integral part of the 2012 Bond Program. These properties total about 90 acres and will be utilized for expansion of school sites at Booker T. Washington High School, Lee High School, Sharpstown High School, Richard Dowling Middle School, Pilgrim Academy, Stephen F. Austin High School, Jefferson Davis High School, James Madison High School and Westbury High School, as well as new school sites for the High School for Law Enforcement and the new Mark White Elementary School. These acquisitions are currently underway and are expected to be completed during the last quarter of 2014. In addition, the department fielded approximately 50 inquiries regarding surplus HISD properties.

2007 BOND PROGRAM KEY FACTS

- \$805 million in bond funding
- New fencing installed at 131 schools
- More than 8,800 security cameras installed
- 23 new schools open and serving students
- 2 schools renovated and expanded (Crockett and Valley West Elementary schools)
- All original 2007 projects are wrapping up construction or have been completed
- Final financial closeout procedures has commenced on the majority of the 2007 projects



HISD Supplier Diversity staff talk with potential vendors on Thursday, Sept. 25, during the Houston Minority Supplier Development Council expo at the George R. Brown Convention Center.

M/WBE Networking Activities

The Office of Business Assistance held and participated in multiple programs to promote HISD business and bid opportunities during the third quarter. The Supplier Diversity team sponsored three 'Workshop Wednesday' meetings which are held monthly to provide information to M/WBEs on topics of interest including How to Write a Successful Business Plan and The Benefits of Becoming M/WBE Certified.

The team participated in the Houston Minority Supplier Development Council (HMSDC) Expo which is one of the largest networking events for minority businesses in Houston; they also hosted booths at the Greater Houston Business Procurement Forum, Contractors Construction College, Greater Heights Chamber of Commerce, and the UH Small Business Development Center. In conjunction with Cadence McShane Construction, the team sponsored a pre-bid M/WBE outreach event at Sterling High School.

For the second consecutive year, HISD was awarded the Top 25 Contractors — Supplier Diversity Champion Award by D-MARS.com, Houston's African-American Business Journal. The Office of Business Assistance continues to effectively respond to M/WBE email and telephone inquiries. Their contact list has grown to over 2,000 names of minority companies that are interested in doing business with the district; this group receives frequent notices of upcoming business opportunities, networking events and pre-bid construction meetings.

Planning

Project Advisory Teams (PATs) have been formed for all Group 3 and 4 schools, and meetings are currently underway. The PAT Handbook has been updated to better serve the school teams and to ensure they are informed on all aspects of their project's budget and scope.

Based on positive feedback from Group 1 and 2 PATs, school site tours will soon be scheduled for Group 3 and 4 PATs. These tours of Houston-area schools have proven to be an effective tool in helping the teams to better understand the features of 21st century schools and visualize how similar elements might work in their own schools.

Group 3 campuses are 6 to 9 months ahead of the original schedule, and are expected to begin holding design charrettes in the second quarter of 2015.

Group 4 campuses are also ahead of schedule, by about 15 to 18 months. This early start from Groups 3 and 4 gives us the potential and flexibility to accelerate the anticipated construction timeline for these projects should conditions warrant.

The district continues to be diligent in engaging stakeholders through community meetings, informational sessions, web and social media, as well as working with principals and school personnel to provide proactive communications.

Community Engagement

Community meetings were held at 11 schools during the third quarter, including: Lamar High School, Milby High School, Davis High School, Mark White Elementary School, Washington High School, Waltrip High School, Grady Middle School, Bellaire High School, Yates High School, Sharpstown High School and Furr High School. An open house and ribbon cutting was held to celebrate the opening of the new Dogan Elementary School. The bond communications team has been working diligently to engage stakeholders and keep them informed of community meetings. The team has coordinated the distribution of fliers, emails, and social media. They are working with school principals and trustees to make school messenger callouts, not just to the bond school, but also to the entire feeder pattern involved. The team also has supplied letters and marquee messages for principals, scripts for callouts to parents, and made follow-up/reminder calls to schools. The team continues to grow its subscriber list to its award-winning monthly bond eNewsletter, *Building Excellence*, also monitoring incoming questions at bond@HoustonISD.org. To ensure that all interested parties have access to information on PAT activities, the website is regularly updated with both meeting schedules and meeting minutes.



2012 Project Update Report

2012 FACILITIES CAPITAL PROGRAM

HISD CAPITAL IMPROVEMENT PROGRAM — 2012 Facilities Capital Program — Page 1 of 1

Project	Scope of Work	Proposed Project Budget
High Schools:		\$
Austin High School	New facility preserving the architecturally significant building structure for a campus accommodating 1,800 – 2,000 students.	68,429,000
Bellaire High School	New 2,800 – 3,100 student school that will incorporate the recently completed science classroom and laboratory wing.	106,724,000
Davis High School	New facility preserving the architecturally significant building structure for a campus accommodating 1,500 – 1,700 students.	46,764,000
DeBaKey High School	New 900 – 1,000 student health professions school.	64,512,000
Eastwood Academy	New facility that will incorporate the new 2 story classroom wing for a campus accommodating 500 students.	10,875,000
Furr High School	New 1,100 – 1,300 student school.	55,100,000
Houston High School	New 2,550 – 2,750 student school that will incorporate the new science classroom and laboratory wing.	101,428,000
HSPVA	New 750 student performing and visual arts school.	80,178,000
Jones High School	Renovations to existing school facilities.	1,125,000
Jordan High School	New 600 – 800 student school.	36,693,000
Kashmere High School	Renovations to existing school facilities and site improvements.	17,000,000
Lamar High School	New facility preserving the architecturally significant building structure for a campus accommodating 2,800 – 3,100 students.	107,974,000
Lee High School	New 1,700 – 1,900 student school.	73,801,000
Madison High School	New 1,900 – 2,100 student school that will incorporate recent science and classroom building renovations.	82,736,000
Milby High school	New facility preserving the architecturally significant building structure for a campus accommodating 1,800 – 2,000 students.	68,810,000
North Early College	New 400 student early college school.	13,500,000
Scarborough High School	Renovations to existing school facilities and site improvements.	12,566,000
Sharpstown High School	New 1,300 – 1,500 student school.	54,944,000
Sharpstown International High School	Renovations to existing school facilities and site improvements.	6,125,000
South Early College	New 400 student early college school.	13,500,000
Sterling High School	New 1,600 – 1,800 student school.	72,304,000
Waltrip High School	Partial replacement and general renovations to accommodate 1,800 – 2,000 students.	30,115,000
Washington High School	New 1,100 – 1,300 student school.	51,732,000
Westbury High School	Partial replacement and general renovations to accommodate 2,300 – 2,500 students.	40,006,000
Worthing High School	New facility that will incorporate the new 2 story classroom wing for a campus accommodating 1,100 – 1,300 students.	30,180,000
Yates High School	New 1,300 – 1,500 student school.	59,481,000
Young Men's College Prep.	Partial replacement and general renovations to complement portions of the Howard Payne Carter Career Center for a campus accommodating 900 – 1,000 students.	28,675,000
Young Women's College Prep.	Partial replacement and general renovations for a campus accommodating 900 – 1,000 students.	27,159,000
	High School Subtotal	\$1,362,436,000
Middle Schools:		
Dowling Middle School	New 1,300 – 1,500 student school.	59,125,000
Grady Middle School	New addition to complete multi-phase master plan for the campus.	14,825,000
	Middle School Subtotal	\$73,950,000
K-8s:		
Garden Oaks Montessori K-8 School	New addition and general renovations of the existing facilities accommodating 750 – 900 students.	26,678,000
Mandarin Chinese Language Immersion School at Gordon K-8	New 750 – 900 student school.	32,161,000
Pilgrim Academy K-8	New addition for a campus accommodating 750 – 900 students.	7,989,000
Wharton	School Athletics *	44,675,000.00
Dual Language School K-8	New addition and general renovations of the existing facilities accommodating 750 – 900 students.	35,603,000
Wilson Montessori School K-8	New addition and general renovations of the existing facilities accommodating 750 – 900 students.	18,914,000
	K-8 Subtotal	\$121,345,000
Elementary Schools:		
Askew Elementary School	850 student new school — replacement.	26,632,000
Parker Elementary School	850 student new school — replacement.	29,485,000
Relief Elementary School	750 student new school to be built in the west Houston area.	23,417,000
	Elementary Subtotal	\$79,534,000
All Schools		\$1,637,265,000
Districtwide Projects:		
District Athletic Improvements	Replacement of regional field house(s) and athletic facility improvements.	44,675,000
District Wide Land Acquisition	Districtwide funds to supplement significant site/parking constraints.	55,767,000
Middle School Restroom Renovation	Districtwide middle school restroom renovations.	35,000,000
Districtwide Technology	Districtwide technology improvements.	100,000,000
Districtwide Safety and Security	Districtwide safety and security improvements.	17,293,000
	Districtwide Total	\$252,735,000
	Grand Total	\$1,890,000,000

1. Funding within this bond for North and South Early College will be combined with funds previously allocated from the 2007 bond for these projects to meet the schools programmatic needs.
2. HSPVA moved to district 8 due to a proposed site for the new school located at 1300 Capital.
3. Program costs allocated to each project budget will be separated into various program budgets to provide better oversight and financial management, at a later date.
4. New schools / replacement projects will undergo a school site specific ed-spec development process and all schools will undergo a scope to budget process.
5. Project budgets include allocations for planning, design, construction, administration, and other related costs.
6. The current allocation for the Young Men's College Preparatory Academy (YMCPA) will allow for a demolition of the EO Smith facility, the addition of a smaller facility, and the renovation of the HP Carter facility for use by the YMCPA. An alternate plan for the project to include the demolition of both the EO Smith and HP Carter facilities and the building of a new school would cost an additional \$13,727,000.
7. Condit ES will be rebuilt and funded from surplus bond funds and/or the sale of real estate.
8. High School for Law Enforcement and Criminal Justice will be rebuilt and funded from surplus bond funds and/or the sale of real estate.

2012 Bond Phasing Schedule

Group 1

- Planning and Design — Early / Mid 2013
- Anticipated Construction to Begin — Mid / Late 2014
 - Condit Elementary
 - DeBakey High School
 - Furr High School
 - Grady Middle School
 - HSPVA
 - Lee High School
 - Mandarin Chinese Language Immersion School
 - Milby High School
 - North Early College High School
 - Relief Elementary School
 - Sharpstown High School
 - South Early College High School
 - Sterling High School
 - Waltrip High School
 - Booker T. Washington High School
 - Worthing High School
 - Young Men's College Prep

Group 2

- Planning and Design - Early / Mid 2014
- Anticipated Construction to Begin – Mid / Late 2015
 - Bellaire High School
 - Davis High School
 - Dowling Middle School
 - Eastwood Academy
 - High School for Law Enforcement & Criminal Justice
 - Lamar High School
 - Parker Elementary School
 - Yates High School

Group 3

- Planning and Design – Early / Mid 2015
- Anticipated Construction to Begin – Mid / Late 2016
 - Askew Elementary School
 - Sam Houston High School
 - Jordan High School
 - Young Women’s College Prep

Group 4

- Planning and Design — Late 2015 / Early 2016
- Anticipated Construction to Begin — Mid 2017
 - Austin High School
 - Garden Oaks Montessori K – 8 School
 - Jones High School
 - Kashmere High School
 - Madison High School
 - Pilgrim Academy K – 8
 - Scarborough High School
 - Sharpstown International School
 - Westbury High School
 - Wharton Dual Language School K – 8
 - Wilson Montessori School K – 8



Bond Schedule — Group 1

2012 Project Update Report

Traffic Light Summary



Green light indicates the project is on schedule, on budget, and there are no pending issues of concern.

Yellow light indicates a project may have budget or schedule concerns, and there are issues that bear monitoring.

Red light indicates a project has significant budget and/or schedule concerns, and there are issues to be addressed.

Yellow Light Summary Report

Worthing High School

The initial schedule called for the completion of the 1st phase of the project in the 2nd quarter of 2015. After breaking ground, the contractor discovered that the existing piers and foundation work needed to be redone. This has pushed the project out to the 3rd quarter of 2015. There is a pending lawsuit seeking restitution of funds associated with the cost of the rework.

Mickey Leland College Preparatory Academy (formerly YMCPA)

Project design work and demolition activities are temporarily suspended pending resolution of mediation.

Red Light Summary Report

None

*Every project undergoes a scope-to-budget process to validate the final scope of work.

**KEY FACTS**

Budget
\$24,293,919

Trustee
Michael L. Lunceford

Location
7000 South 3rd

Condit Elementary

Condit Elementary School, originally built in 1909, moved to its current facility in Bellaire in 1914, with an addition built in 1927. The pre-K – 5 campus is a Vanguard neighborhood school.

Funds allocated from the 2007 bond program will be used to maintain a safe and suitable learning environment until a new facility is constructed as part of the 2012 bond program.

Scope of Work

New elementary school for 750 students.

Project Status

100% Construction Documents have been submitted and under review by both HISD and City of Bellaire Permit Department.

Bond Schedule — Group 1


■ Planning and Design Start — Early/Mid 2013

■ Construction Start — Mid/Late 2014

2013				2014				2015				2016				2017			
Q1	Q2	Q3	Q4	Q1	Q2	Q3	Q4	Q1	Q2	Q3	Q4	Q1	Q2	Q3	Q4	Q1	Q2	Q3	Q4
■						■													

Condit Elementary — continued

Information

Indicator	ID	Project/School/Facility	Budget
	C-130	Condit Elementary	\$24,293,919
	Planning and Design Start		Construction Start
	Early/Mid 2013		Mid/Late 2014
	Phase		% of Phase
	Construction Documents		100%
Project Team			
HISD Manager		Chris Koeper	
Architect		VLK Architects	
Contractor		DivisionOne Construction	
Program Manager		Heery International, Inc.	

Milestones Completed

Programming/Conceptual Design	✓
Schematic Design Phase	✓
Design Development	✓
Construction Documents	✓
Bid & Award	
Construction Start	
Construction Complete	



**KEY FACTS**

Budget
\$64,512,000

Trustee
Paula Harris

Location
2160 Herman Pressler
Street

DeBakey High School

The Michael E. DeBakey High School for Health Professions is dedicated to providing a rigorous and comprehensive pre-college program for students pursuing careers in medicine, health care, and/or the sciences.

HISD is working with the Texas Medical Center to find a new home for the school in the heart of the medical center so that students will have access to some of the best facilities in the world.

Scope of Work

New school for 900-1,000 students.

Project Status

60% Construction Documents are underway. Demolition/Excavation package is currently being prepared for pricing.

Bond Schedule — Group 1


■ Planning and Design Start — Early/Mid 2013

■ Construction Start — Mid/Late 2014

2013				2014				2015				2016				2017			
Q1	Q2	Q3	Q4	Q1	Q2	Q3	Q4	Q1	Q2	Q3	Q4	Q1	Q2	Q3	Q4	Q1	Q2	Q3	Q4

DeBakey High School — continued

Information

Indicator	ID	Project/School/Facility	Budget
	C-026	DeBakey High School	\$64,512,000
	Planning and Design Start		Construction Start
	Early/Mid 2013		Mid/Late 2014
	Phase		% of Phase
	Construction Documents		50%
Project Team			
HISD Manager		Chris Koeper	
Architect		WHR Lake-Flato	
Contractor		Tellepsen Builders, L.P.	
Program Manager		Heery International, Inc.	

Milestones Completed

Programming/Conceptual Design	✓
Schematic Design Phase	✓
Design Development	✓
Construction Documents	
Bid & Award	
Construction Start	
Construction Complete	



**KEY FACTS**

Budget
\$55,100,000

Trustee
Juliet K. Stipeche

Location
520 Mercury Dr.

Furr High School

Furr High School opened in the fall of 1961 on Houston's east side.

The campus currently includes nine school buildings and 15 temporary buildings.

Funds allocated from the 2007 bond program will be used to maintain a safe and suitable learning environment until a new facility is constructed as part of the 2012 bond program.

Scope of Work

New high school to accommodate 1,000 – 1,300 students.

Project Status

60% Construction Documents have been submitted and under review by HISD. A/E is working towards final submission of 100% documents. Site demolition package has been issued to contractor for pricing.

Bond Schedule — Group 1


■ Planning and Design Start — Early/Mid 2013

■ Construction Start — Mid/Late 2014

2013				2014				2015				2016				2017			
Q1	Q2	Q3	Q4	Q1	Q2	Q3	Q4	Q1	Q2	Q3	Q4	Q1	Q2	Q3	Q4	Q1	Q2	Q3	Q4
■						■													

Furr High School — continued

Information

Indicator	ID	Project/School/Facility	Budget
	C-004	Furr High School	\$55,100,000
	Planning and Design Start		Construction Start
	Early/Mid 2013		Mid/Late 2014
	Phase		% of Phase
	Construction Documents		80%
Project Team			
HISD Manager		Steve Hoyt	
Architect		ERO Architects Inc.	
Contractor		KBR Building Group, LLC	
Program Manager		Rice & Gardner Consultants, Inc.	

Milestones Completed

Programming/Conceptual Design	✓
Schematic Design Phase	✓
Design Development	✓
Construction Documents	
Bid & Award	
Construction Start	
Construction Complete	



**KEY FACTS**

Budget
\$14,825,000

Trustee
Harvin C. Moore

Location
5215 San Felipe St.

Grady Middle School

Grady Middle School, located in Houston's Galleria area, was originally built in 1949 and was replaced by a new main school building completed in 2012.

Scope of Work

New addition to complete multi-phase master plan for the campus.

Project Status

City of Houston permit has been received. GMP has been issued and CMAR has mobilized on site.

Bond Schedule — Group 1


Planning and Design Start — Early/Mid 2013

Construction Start — Mid/Late 2014

2013				2014				2015				2016				2017			
Q1	Q2	Q3	Q4	Q1	Q2	Q3	Q4	Q1	Q2	Q3	Q4	Q1	Q2	Q3	Q4	Q1	Q2	Q3	Q4

Grady Middle School — continued

Information

Indicator	ID	Project/School/Facility		Budget
	C-068	Grady Middle School		\$14,825,000
	Planning and Design Start		Construction Start	
	Early/Mid 2013		Mid/Late 2014	
	Phase		% of Phase	
	Construction		5%	
Project Team				
HISD Manager		Steve Hoyt		
Architect		Natex Architects Inc.		
Contractor		DivisionOne Construction		
Program Manager		Rice & Gardner Consultants, Inc.		

Milestones Completed

Programming/Conceptual Design	✓
Schematic Design Phase	✓
Design Development	✓
Construction Documents	✓
Bid & Award*	✓
Construction Start*	✓
Construction Complete	

* Early construction package is underway. Design is continuing on remaining phases of work.





KEY FACTS

Budget
\$80,178,000

Trustee
Juliet K. Stipeche

Location
1300 Capitol St.

High School for the Performing and Visual Arts (HSPVA)

HSPVA is a Vanguard neighborhood school and a national model for combining arts and academics. The current facility was constructed in 1981.

Under the 2012 bond program, a new facility will be built in downtown Houston near other arts and theatrical venues. HISD will take advantage of property already owned by the district on an entire city block that will be used as the new site.

Scope of Work

New performing and visual arts school to accommodate 750 students.

Project Status

60% Construction Documents are underway. Demolition/Excavation Package is currently being prepared for pricing.

Bond Schedule — Group 1


■ Planning and Design Start — Early/Mid 2013

■ Construction Start — Mid/Late 2014

2013				2014				2015				2016				2017			
Q1	Q2	Q3	Q4	Q1	Q2	Q3	Q4	Q1	Q2	Q3	Q4	Q1	Q2	Q3	Q4	Q1	Q2	Q3	Q4
■						■													

High School for the Performing and Visual Arts — continued

Information

Indicator	ID	Project/School/Facility	Budget
	C-025	High School for the Performing and Visual Arts	\$80,178,000
	Planning and Design Start		Construction Start
	Early/Mid 2013		Mid/Late 2014
	Phase		% of Phase
	Construction Documents		60%
Project Team			
HISD Manager		Steve Hoyt	
Architect		Gensler	
Contractor		Cadence McShane Construction, LLC	
Program Manager		Rice & Gardner Consultants, Inc.	

Milestones Completed

Programming/Conceptual Design	✓
Schematic Design Phase	✓
Design Development	✓
Construction Documents	
Bid & Award	
Construction Start	
Construction Complete	

**KEY FACTS**

Budget
\$73,801,000

Trustee
Harvin C. Moore

Location
6529 Beverly Hill St.

Lee High School

Lee High School was originally built in 1962 in west Houston.

Funds allocated from the 2007 bond program will be used to maintain a safe and suitable learning environment until a new facility is constructed as part of the 2012 bond program.

Scope of Work

New school for 1,700 – 1,900 students.

Project Status

60% Construction Documents are underway. Early demolition package is currently being prepared.

Bond Schedule — Group 1


Planning and Design Start — Early/Mid 2013

Construction Start — Mid/Late 2014

2013				2014				2015				2016				2017			
Q1	Q2	Q3	Q4	Q1	Q2	Q3	Q4	Q1	Q2	Q3	Q4	Q1	Q2	Q3	Q4	Q1	Q2	Q3	Q4

Lee High School — continued

Information

Indicator	ID	Project/School/Facility	Budget
	C-009	Lee High School	\$73,801,000
	Planning and Design Start		Construction Start
	Early/Mid 2013		Mid/Late 2014
	Phase		% of Phase
	Construction Documents		50%
Project Team			
HISD Manager		Chris Koeper	
Architect		WHR Lake-Flato	
Contractor		Satterfield and Pontikes Construction, Inc.	
Program Manager		URS - Skanska	

Milestones Completed

Programming/Conceptual Design	✓
Schematic Design Phase	✓
Design Development	✓
Construction Documents	
Bid & Award	
Construction Start	
Construction Complete	



**KEY FACTS**

Budget
\$32,161,000

Trustee
Michael L. Lunceford

Location
5400 block of West
Alabama Street

Mandarin Chinese Language Immersion Magnet School

The Mandarin Chinese Language Immersion Magnet School was built in 1953 in Bellaire as a small elementary school.

In the fall of 2012, the school became the first in HISD to offer full-immersion Mandarin Chinese instruction for pre-kindergarten through the second grade. The school will be adding additional grades each year. The school will eventually become a K-8 campus with a goal to create bilingual students who are college and career ready.

Scope of Work

New school for 750 – 900 students.

Project Status

60% Construction Documents have been submitted for HISD review. Early package submission was released in 3rd quarter 2014.


Bond Schedule — Group 1

■ Planning and Design Start — Early/Mid 2013

■ Construction Start — Mid/Late 2014

2013				2014				2015				2016				2017			
Q1	Q2	Q3	Q4	Q1	Q2	Q3	Q4	Q1	Q2	Q3	Q4	Q1	Q2	Q3	Q4	Q1	Q2	Q3	Q4
■						■													

Mandarin Chinese Language Immersion Magnet School — continued Information

Indicator	ID	Project/School/Facility	Budget
	C-460	Mandarin Chinese Language Immersion	\$32,161,000
	Planning and Design Start		Construction Start
	Early/Mid 2013		Mid/Late 2014
	Phase		% of Phase
	Construction Documents		50%
Project Team			
HISD Manager		Chris Koeper	
Architect		PBK Architects	
Contractor		Satterfield & Pontikes Construction, Inc.	
Program Manager		Heery International, Inc.	

Milestones Completed

Programming/Conceptual Design	✓
Schematic Design Phase	✓
Design Development	✓
Construction Documents	
Bid & Award	
Construction Start	
Construction Complete	





KEY FACTS

Budget
\$42,402,000

Trustee
Rhonda Skillern-Jones

Location
1701 Bringhurst

Mickey Leland College Preparatory Academy (formerly YMCPA)

Students who attend Mickey Leland College Prep experience a small and inclusive environment enriched with a rigorous college preparatory curriculum, in partnership with The College Board. The Vanguard neighborhood school has a rich Science, Technology, Engineering and Math (STEM) program. The school emphasizes critical thinking, student confidence, and intellectual and social development.

The school, formerly Young Men's College Preparatory Academy (YMCPA) and E. O. Smith Education Center, was transformed into an all-male college preparatory academy in 2011. The school serves grades 6 – 7 and 9 – 10. Subsequent grades will be added until the school serves grades 6 – 12. The first graduating class will walk across the stage in 2015.

Scope of Work

New facility for a campus accommodating 900 – 1,000 students.

Project Status

Design Development has been submitted and currently under review by HISD. Team is further exploring incorporating design elements of HP Carter into the new project.

Project design work and demolition activities are temporarily suspended pending resolution of legal dispute.


Bond Schedule — Group 1

■ Planning and Design Start — Early/Mid 2013

■ Construction Start — Mid/Late 2014

2013				2014				2015				2016				2017			
Q1	Q2	Q3	Q4	Q1	Q2	Q3	Q4	Q1	Q2	Q3	Q4	Q1	Q2	Q3	Q4	Q1	Q2	Q3	Q4
■						■													


Mickey Leland College Preparatory Academy (formerly YMCPA) — continued Information

Indicator	ID	Project/School/Facility	Budget
	C-067	Mickey Leland College Preparatory Academy (formerly YMCPA)	\$42,402,000
	Planning and Design Start		Construction Start
	Early/Mid 2013		Mid/Late 2014
	Phase		% of Phase
	Design Development		95%
Project Team			
HISD Manager		Steve Hoyt	
Architect		Harrison Kornberg with Corgan Associates	
Contractor		KBR Building Group, LLC	
Program Manager		Rice & Gardner Consultants, Inc.	

Milestones Completed

Programming/Conceptual Design	✓
Schematic Design Phase	✓
Design Development	
Construction Documents	
Bid & Award	
Construction Start	
Construction Complete	



**KEY FACTS**

Budget
\$68,810,000

Trustee
Manuel Rodriguez Jr.

Location
1601 Broadway

Milby High School

Milby High School was constructed in 1926 in east Houston. The campus has seen numerous additions over the years.

Funds allocated from the 2007 bond program will be used to maintain a safe and suitable learning environment until a new facility is constructed as part of the 2012 bond program.

Scope of Work

New school preserving the architecturally significant building structure to accommodate 1,800 – 2,000 students.

Project Status

60% Construction Documents are underway. Phase 3 demolition package is currently out to bid.

Bond Schedule — Group 1


Planning and Design Start — Early/Mid 2013

Construction Start — Mid/Late 2014

2013				2014				2015				2016				2017			
Q1	Q2	Q3	Q4	Q1	Q2	Q3	Q4	Q1	Q2	Q3	Q4	Q1	Q2	Q3	Q4	Q1	Q2	Q3	Q4

Milby High School — continued

Information

Indicator	ID	Project/School/Facility	Budget
	C-011	Milby High School	\$68,810,000
	Planning and Design Start		Construction Start
	Early/Mid 2013		Mid/Late 2014
	Phase		% of Phase
	Construction Documents/Const 50%/10%		50%/10%
Project Team			
HISD Manager		Chris Koeper	
Architect		Kirksey	
Contractor		Tellepsen Builders, LP	
Program Manager		Heery International, Inc.	

Milestones Completed

Programming/Conceptual Design	✓
Schematic Design Phase	✓
Design Development	✓
Construction Documents	
Bid & Award	
Construction Start	
Construction Complete	





KEY FACTS

Budget
\$13,500,000

Trustee
Anna Eastman

Location
8001 Fulton

North Houston Early College High School

North Houston Early College High School is one of five early college campuses in HISD that offers students the chance to earn college credits while still in high school. The NHECHS mission is to prepare students for tomorrow's workforce — especially in the fields of science, technology, engineering, and mathematics.

Funding from the 2012 bond program for a new North Houston Early College High School facility will be added to funds identified in the 2007 bond program to build a new high school classroom building and related site improvements at the Houston Community College – Northline Campus.

Scope of Work

New school for 400 students.

Project Status

Early construction package was started earlier this year to install utilities in the right-of-way and across the campus. Design is continuing on remaining phases of work.

Bond Schedule — Group 1


Planning and Design Start — Early/Mid 2013

Construction Start — Mid/Late 2014

2013				2014				2015				2016				2017			
Q1	Q2	Q3	Q4	Q1	Q2	Q3	Q4	Q1	Q2	Q3	Q4	Q1	Q2	Q3	Q4	Q1	Q2	Q3	Q4

North Houston Early College High School — continued

Information

Indicator	ID	Project/School/Facility	Budget
	C-308	North Houston Early College High School	\$13,500,000
	Planning and Design Start		Construction Start
	Early/Mid 2013		Mid/Late 2014
	Phase		% of Phase
	Construction Documents		90%
Project Team			
HISD Manager		Travis Stanford	
Architect		RdLR Architects	
Contractor		Drymalla	
Program Manager		Kwame Building Group	

Milestones Completed

Programming/Conceptual Design	✓
Schematic Design Phase	✓
Design Development	✓
Construction Documents	
Bid & Award*	✓
Construction Start (<i>see project status</i>)*	✓
Construction Complete	



**KEY FACTS**

Budget
\$54,944,000

Trustee
Greg Meyers

Location
7504 Bissonnet St.

Sharpstown High School

Sharpstown High School is a Vanguard neighborhood school with a variety of special programs, including Business Management and Administration, Career Development, Finance, Health Science, and Information Technology.

Scope of Work

New school for 1,300 – 1,500 students.

Project Status

60% Construction Documents are underway. Demolition package is currently being prepared for pricing.

Bond Schedule — Group 1


Planning and Design Start — Early/Mid 2013

Construction Start — Mid/Late 2014

2013				2014				2015				2016				2017			
Q1	Q2	Q3	Q4	Q1	Q2	Q3	Q4	Q1	Q2	Q3	Q4	Q1	Q2	Q3	Q4	Q1	Q2	Q3	Q4

Sharpstown High School — continued

Information

Indicator	ID	Project/School/Facility	Budget
	C-023	Sharpstown High School	\$54,944,000
	Planning and Design Start		Construction Start
	Early/Mid 2013		Mid/Late 2014
	Phase		% of Phase
	Construction Documents		60%
Project Team			
HISD Manager		Chris Koeper	
Architect		Kell-Munoz Co.	
Contractor		KBR Building Group, LLC	
Program Manager		URS - Skanska	

Milestones Completed

Programming/Conceptual Design	✓
Schematic Design Phase	✓
Design Development	✓
Construction Documents	
Bid & Award	
Construction Start	
Construction Complete	



**KEY FACTS**

Budget
\$13,500,000

Trustee
Paula Harris

Location
1990 Airport Blvd.

South Early College High School

HISD currently has five early college campuses that offer students the chance to earn college credits while still in high school.

Funding under the 2012 bond program for a new South Early College High School facility will be added to funds identified in the 2007 bond program to build a new high school classroom building and related site improvements for students at the Houston Community College – South Campus.

Scope of Work

New school for 400 students.

Project Status

100% Construction Documents have been submitted and under review by both HISD and City of Houston permit department. The GMP package is being developed and prepared by CMAR.

Bond Schedule — Group 1


Planning and Design Start — Early/Mid 2013

Construction Start — Mid/Late 2014

2013				2014				2015				2016				2017			
Q1	Q2	Q3	Q4	Q1	Q2	Q3	Q4	Q1	Q2	Q3	Q4	Q1	Q2	Q3	Q4	Q1	Q2	Q3	Q4

South Early College High School — continued

Information

Indicator	ID	Project/School/Facility	Budget
	C-454	South Early College High School	\$13,500,000
	Planning and Design Start		Construction Start
	Early/Mid 2013		Mid/Late 2014
	Phase		% of Phase
	Construction Documents		100%
Project Team			
HISD Manager		Travis Stanford	
Architect		Smith & Co.	
Contractor		Drymalla	
Program Manager		Kwame Building Group	

Milestones Completed

Programming/Conceptual Design	✓
Schematic Design Phase	✓
Design Development	✓
Construction Documents	✓
Bid & Award*	✓
Construction Start*	✓
Construction Complete	

* Early construction package is underway. Design is continuing on remaining phases of work.

**KEY FACTS**

Budget
\$72,304,000

Trustee
Paula Harris

Location
11625 Martindale Rd.

Sterling High School

Sterling High School, constructed in 1965, consists of five main school buildings. The Vanguard neighborhood school offers specialized programs such as Marketing, Aviation Sciences, community-based vocational Instruction, and speech therapy.

Scope of Work

New school for 1,600 – 1,800 students.

Project Status

100% Construction Documents have been submitted and currently under review by City of Houston permitting department. Pricing for the GMP is currently underway.

Bond Schedule — Group 1


Planning and Design Start — Early/Mid 2013

Construction Start — Mid/Late 2014

2013				2014				2015				2016				2017			
Q1	Q2	Q3	Q4	Q1	Q2	Q3	Q4	Q1	Q2	Q3	Q4	Q1	Q2	Q3	Q4	Q1	Q2	Q3	Q4

Sterling High School — continued

Information

Indicator	ID	Project/School/Facility	Budget
	C-014	Sterling High School	\$72,304,000
	Planning and Design Start		Construction Start
	Early/Mid 2013		Mid/Late 2014
	Phase		% of Phase
	Construction Documents		95%
Project Team			
HISD Manager		Chris Koeper	
Architect		SHW Group	
Contractor		Cadence McShane Construction, LLC	
Program Manager		Heery International, Inc.	

Milestones Completed

Programming/Conceptual Design	✓
Schematic Design Phase	✓
Design Development	✓
Construction Documents	✓
Bid & Award	
Construction Start	
Construction Complete	



**KEY FACTS**

Budget
\$30,115,000

Trustee
Anna Eastman

Location
1900 West 34th St.

Waltrip High School

Waltrip High School opened in 1959 in the Oak Forest neighborhood in north Houston. The school offers a Research & Technology Magnet Program. The goal is to prepare all students to be college or career ready.

The work completed within the 2007 bond program has been incorporated into the plans for the 2012 bond program.

Scope of Work

Partial replacement and general renovations to accommodate 1,800 – 2,000 students.

Project Status

60% Construction Documents have been submitted and are currently under review. Architect to continue work on 100% CD's while submittal under review. Phase 1 construction package is underway.

Bond Schedule — Group 1


Planning and Design Start — Early/Mid 2013

Construction Start — Mid/Late 2014

2013				2014				2015				2016				2017			
Q1	Q2	Q3	Q4	Q1	Q2	Q3	Q4	Q1	Q2	Q3	Q4	Q1	Q2	Q3	Q4	Q1	Q2	Q3	Q4

Waltrip High School — continued

Information

Indicator	ID	Project/School/Facility	Budget
	C-015	Waltrip High School	\$30,115,000
	Planning and Design Start		Construction Start
	Early/Mid 2013		Mid/Late 2014
	Phase		% of Phase
	Construction Documents/Const 50%/10%		80%/15%
Project Team			
HISD Manager		Steve Hoyt	
Architect		Gensler	
Contractor		Satterfield & Pontikes	
Program Manager		Rice & Gardner Consultants, Inc.	

Milestones Completed

Programming/Conceptual Design	✓
Schematic Design Phase	✓
Design Development	✓
Construction Documents	
Bid & Award*	✓
Construction Start*	✓
Construction Complete	

* Early construction package is underway. Design is continuing on remaining phases of work.





KEY FACTS

Budget
\$51,732,000

Trustee
Rhonda Skillern-Jones

Location
119 E. 39th St.

Washington High School

Booker T. Washington High School was constructed in 1958 in the northwest part of Houston.

Booker T. Washington was named after the education pioneer and features a specialized program for students interested in the engineering professions.

Funds allocated from the 2007 bond program will be used to maintain a safe and suitable learning environment until the new facility is constructed as part of the 2012 bond program.

Scope of Work

New school for 1,100 – 1,300 students.

Project Status

100% Construction Documents are being finalized. Demolition of homes to commence 4th quarter 2014.

Bond Schedule — Group 1


■ Planning and Design Start — Early/Mid 2013

■ Construction Start — Mid/Late 2014

2013				2014				2015				2016				2017			
Q1	Q2	Q3	Q4	Q1	Q2	Q3	Q4	Q1	Q2	Q3	Q4	Q1	Q2	Q3	Q4	Q1	Q2	Q3	Q4

Washington High School — continued

Information

Indicator	ID	Project/School/Facility	Budget
	C-016	Washington High School	\$51,732,000
	Planning and Design Start		Construction Start
	Early/Mid 2013		Mid/Late 2014
	Phase		% of Phase
	Construction Documents		95%
Project Team			
HISD Manager		Travis Stanford	
Architect		Fanning-Howey/House Partners	
Contractor		KBR Building Group, LLC	
Program Manager		Kwame Building Group	

Milestones Completed

Programming/Conceptual Design	✓
Schematic Design Phase	✓
Design Development	✓
Construction Documents	
Bid & Award	
Construction Start	
Construction Complete	



**KEY FACTS**

Budget
\$23,417,000

Trustee
Harvin Moore

Location
Old Farm Road between
Buffalo Bayou and
Westheimer

Mark White Elementary

Demographic projections and current student populations indicate a need for a new elementary school in the west Houston area.

Scope of Work

New school for 750 students.

Project Status

Design Development package is submitted and is currently being reviewed by HISD. Architectural/engineering team is working with the City of Houston to obtain various regulatory approvals. A/E preparing early site and utility package.

Bond Schedule — Group 1


Planning and Design Start — Early/Mid 2013

Construction Start — Mid/Late 2014

2013				2014				2015				2016				2017			
Q1	Q2	Q3	Q4	Q1	Q2	Q3	Q4	Q1	Q2	Q3	Q4	Q1	Q2	Q3	Q4	Q1	Q2	Q3	Q4

Mark White Elementary— continued

Information

Indicator	ID	Project/School/Facility	Budget
	TBD	Mark White Elementary	\$23,417,000
	Planning and Design Start		Construction Start
	Early/Mid 2013		Mid/Late 2014
	Phase		% of Phase
	Design Development		95%
Project Team			
HISD Manager		Steve Hoyt	
Architect		English & Associates	
Contractor		DivisionOne Construction	
Program Manager		Rice & Gardner Consultants, Inc.	

Milestones Completed

Programming/Conceptual Design	✓
Schematic Design Phase	✓
Design Development	
Construction Documents	
Bid & Award	
Construction Start	
Construction Complete	

**KEY FACTS**

Budget
\$30,180,000

Trustee
Wanda Adams

Location
9215 Scott

Worthing High School

Worthing High School provides a comprehensive academic curriculum, along with career and technology programs. The main building at Worthing High School was constructed in 1959.

A classroom wing was promised under the 2007 bond program and has been incorporated into the plans for the 2012 bond program.

Scope of Work

New facility that will incorporate the new two-story classroom wing for a campus accommodating 1,100 – 1,300 students.

Project Status

A/E is working on Design Development plans incorporating comments and adjustments requested by HISD. Early foundation construction package for the 2007 portion is underway.

Bond Schedule — Group 1


■ Planning and Design Start — Early/Mid 2013

■ Construction Start — Mid/Late 2014

2013				2014				2015				2016				2017			
Q1	Q2	Q3	Q4	Q1	Q2	Q3	Q4	Q1	Q2	Q3	Q4	Q1	Q2	Q3	Q4	Q1	Q2	Q3	Q4
■						■													

Worthing High School — continued

Information

Indicator	ID	Project/School/Facility	Budget
	C-019	Worthing High School	\$30,180,000
	Planning and Design Start		Construction Start
	Early/Mid 2013		Mid/Late 2014
	Phase		% of Phase
	Design Development/Const		60%/15%
Project Team			
HISD Manager		Travis Stanford	
Architect		Molina Walker Architects	
Contractor		B3Ci	
Program Manager		Kwame Building Group	

Milestones Completed

Programming/Conceptual Design	✓
Schematic Design Phase	✓
Design Development	
Construction Documents	
Bid & Award*	✓
Construction Start*	✓
Construction Complete	

* Early construction package is underway. Design is continuing on remaining phases of work.





Bond Schedule — Group 2

2012 Project Update Report

**KEY FACTS**

Budget
\$106,724,000

Trustee
Michael L. Lunceford

Location
5100 Maple, Bellaire

Bellaire High School

Bellaire High School is a Vanguard neighborhood school that serves more than 3,700 students and includes a variety of special programs, including IB, Health Science, World Languages, and Finance. The campus consists of one main building, built in 1955 with a 1981 addition, four smaller buildings, and a new science classroom building. The campus also has several temporary buildings.

Scope of Work

New school for 2,800 – 3,100 students that will incorporate the recently completed science classroom and laboratory wing.

Project Status

Schematic Design work is underway and the Project Team is working closely with the PAT and the Bellaire community on site layout and other issues. The A/E has initiated some early regulatory procedures with the City of Bellaire.

Bond Schedule — Group 2


Planning and Design Start — Early/Mid 2014

Construction Start — Mid/Late 2015

2013				2014				2015				2016				2017			
Q1	Q2	Q3	Q4	Q1	Q2	Q3	Q4	Q1	Q2	Q3	Q4	Q1	Q2	Q3	Q4	Q1	Q2	Q3	Q4

Bellaire High School — continued

Information

Indicator	ID	Project/School/Facility	Budget
	C-002	Bellaire High School	\$106,724,000
	Planning and Design Start		Construction Start
	Early/Mid 2014		Mid/Late 2015
	Phase		% of Phase
	Schematic Design		25%
Project Team			
HISD Manager		Chris Koeper	
Architect		PBK Architects	
Contractor		Turner Construction Company	
Program Manager		Heery International, Inc.	

Milestones Completed

Programming/Conceptual Design	✓
Schematic Design Phase	
Design Development	
Construction Documents	
Bid & Award	
Construction Start	
Construction Complete	



**KEY FACTS**

Budget
\$46,764,000

Trustee
Anna Eastman

Location
1101 Quitman

Davis High School

Jefferson Davis High School was built in 1926 in Houston's northside. The school features a magnet for Culinary Arts and Hotel Management as part of an academic program that seeks to prepare students for college and careers.

An addition to the school was completed in 1978, and several temporary buildings have been added over the years.

Funds allocated from the 2007 bond program will be used to maintain a safe and suitable learning environment until a new facility is constructed as part of the 2012 bond program.

Scope of Work

New facility preserving the architecturally significant building structure for a school accommodating 1,500 – 1,700 students.

Project Status

Work on the Schematic Design package is nearing completion. The Project Team is reviewing options for increasing parking capacity, playfields, and student green space. The A/E has initiated some early regulatory procedures with the City of Houston.

Bond Schedule — Group 2


Planning and Design Start — Early/Mid 2014

Construction Start — Mid/Late 2015

2013				2014				2015				2016				2017			
Q1	Q2	Q3	Q4	Q1	Q2	Q3	Q4	Q1	Q2	Q3	Q4	Q1	Q2	Q3	Q4	Q1	Q2	Q3	Q4

Davis High School — continued

Information

Indicator	ID	Project/School/Facility	Budget
	C-003	Davis High School	\$46,764,000
	Planning and Design Start		Construction Start
	Early/Mid 2014		Mid/Late 2015
	Phase		% of Phase
	Schematic Design		90%
Project Team			
HISD Manager		Chris Koeper	
Architect		Bay-IBI Group Architects	
Contractor		H.J. Russell & Company	
Program Manager		Heery International, Inc.	

Milestones Completed

Programming/Conceptual Design	✓
Schematic Design Phase	
Design Development	
Construction Documents	
Bid & Award	
Construction Start	
Construction Complete	



**KEY FACTS**

Budget
\$59,125,000

Trustee
Wanda Adams

Location
14000 Stancliff

Dowling Middle School

Dowling Middle School serves students in grades 6 through 8 in south Houston. The school offers a fine arts program as part of an academic program to prepare students for high school.

The main building at Dowling Middle School was constructed in 1966, and over the years the campus has grown to include several small ancillary buildings and 17 temporary classroom buildings.

Funds allocated from the 2007 bond program will be used to maintain a safe and suitable learning environment until a new facility is constructed as part of the 2012 bond program.

Scope of Work

New school for 1,300 – 1,500 students.

Project Status

Schematic Design to be submitted October 6, 2014. Work on the Design Development submittal is nearing completion. A/E is finalizing the Design Development cost estimate and reconciling it with project scope.

Bond Schedule — Group 2


Planning and Design Start — Early/Mid 2014

Construction Start — Mid/Late 2015

2013				2014				2015				2016				2017			
Q1	Q2	Q3	Q4	Q1	Q2	Q3	Q4	Q1	Q2	Q3	Q4	Q1	Q2	Q3	Q4	Q1	Q2	Q3	Q4

Dowling Middle School — continued

Information

Indicator	ID	Project/School/Facility	Budget
	C-075	Dowling Middle School	\$59,125,000
	Planning and Design Start		Construction Start
	Early/Mid 2014		Mid/Late 2015
	Phase		% of Phase
	Schematic Design		95%
Project Team			
HISD Manager		Steve Hoyt	
Architect		Harrison Kornberg	
Contractor		Turner Construction Company	
Program Manager		Rice & Gardner Consultants, Inc.	

Milestones Completed

Programming/Conceptual Design	✓
Schematic Design Phase	
Design Development	
Construction Documents	
Bid & Award	
Construction Start	
Construction Complete	



**KEY FACTS**

Budget
\$10,875,000

Trustee
Juliet K. Stipeche

Location
1315 Dumble St.

Eastwood Academy

Eastwood Academy is college preparatory charter high school southeast of downtown Houston. All of Eastwood Academy's students take a rigorous college-preparatory curriculum and complete 80 hours of community volunteer work prior to graduation.

Funding was provided in the 2007 bond program to build a new two-story classroom building that was in Phase I.

Scope of Work

New facility that will incorporate the new 2 story classroom wing for a campus accommodating 500 students.

Project Status

Schematic Design is progressing. Issues requiring resolution with COH Public Works and Planning are proceeding. Acquisition of abandoned street row is required.

Bond Schedule — Group 2


■ Planning and Design Start — Early/Mid 2014

■ Construction Start — Mid/Late 2015

2013				2014				2015				2016				2017			
Q1	Q2	Q3	Q4	Q1	Q2	Q3	Q4	Q1	Q2	Q3	Q4	Q1	Q2	Q3	Q4	Q1	Q2	Q3	Q4

Eastwood Academy — continued

Information

Indicator	ID	Project/School/Facility	Budget
	C-301	Eastwood Academy	\$10,875,000
	Planning and Design Start		Construction Start
	Early/Mid 2014		Mid/Late 2015
	Phase		% of Phase
	Schematic Design		90%
Project Team			
HISD Manager		Steve Hoyt	
Architect		Prozign	
Contractor		Comex Corporation	
Program Manager		Rice & Gardner Consultants, Inc.	

Milestones Completed

Programming/Conceptual Design	✓
Schematic Design Phase	
Design Development	
Construction Documents	
Bid & Award	
Construction Start	
Construction Complete	



**KEY FACTS**

Budget
\$39,998,131

Trustee
Juliet K. Stipeche

Location
Scott between Pease
and Coyle

High School for Law Enforcement & Criminal Justice (HSLECJ)

The mission of the High School for Law Enforcement & Criminal Justice is to provide students and staff with a safe facility where a strong academic education is given in conjunction with an in-depth study of Law Enforcement and Criminal Justice.

Funds allocated from the 2007 bond program will be used to maintain a safe and suitable learning environment until a new facility is constructed as part of the 2012 bond program.

Scope of Work

The school will be rebuilt and funded from surplus bond monies or from real estate sale proceeds.

Project Status

Finalizing Design Development drawings and preparation to start Construction Document drawings. Project start date pending site acquisition closing date and available funding.

Bond Schedule — Group 2


■ Planning and Design Start — Early/Mid 2014

■ Construction Start — Mid/Late 2015

2013				2014				2015				2016				2017			
Q1	Q2	Q3	Q4	Q1	Q2	Q3	Q4	Q1	Q2	Q3	Q4	Q1	Q2	Q3	Q4	Q1	Q2	Q3	Q4

High School for Law Enforcement and Criminal Justice — continued

Information

Indicator	ID	Project/School/Facility	Budget
	C-034	High School for Law Enforcement and Criminal Justice	\$39,998,131
	Planning and Design Start		Construction Start
	Early/Mid 2014		Mid/Late 2015
	Phase		% of Phase
	Design Development		90%
Project Team			
HISD Manager		Steve Hoyt	
Architect		Page DLR	
Contractor		B3Ci	
Program Manager		Rice & Gardner Consultants, Inc.	

Milestones Completed

Programming/Conceptual Design	✓
Schematic Design Phase	✓
Design Development	
Construction Documents	
Bid & Award	
Construction Start	
Construction Complete	

**KEY FACTS**

Budget
\$107,974,000

Trustee
Harvin C. Moore

Location
3325 Westheimer Rd.

Lamar High School

Lamar High School offers an International Baccalaureate World School and a magnet program in Business Administration. The campus consists of four main school buildings and several small ancillary buildings. The original main building was constructed in 1937, with additions in 1987.

Funds allocated from the 2007 bond program will be used to maintain a safe and suitable learning environment until a new facility is constructed as part of the 2012 bond program.

Scope of Work

New facility preserving the architecturally significant building structure for a campus accommodating 2,800 – 3,100 students.

Project Status

Schematic Design is underway.

Bond Schedule — Group 2


Planning and Design Start — Early/Mid 2014

Construction Start — Mid/Late 2015

2013				2014				2015				2016				2017			
Q1	Q2	Q3	Q4	Q1	Q2	Q3	Q4	Q1	Q2	Q3	Q4	Q1	Q2	Q3	Q4	Q1	Q2	Q3	Q4

Lamar High School — continued

Information

Indicator	ID	Project/School/Facility	Budget
	C-008	Lamar High School	\$107,974,000
	Planning and Design Start		Construction Start
	Early/Mid 2014		Mid/Late 2015
	Phase		% of Phase
	Schematic Design		15%
Project Team			
HISD Manager		Chris Koeper	
Architect		Perkins-Will	
Contractor		Gilbane Building Company	
Program Manager		Heery International, Inc.	

Milestones Completed

Programming/Conceptual Design	✓
Schematic Design Phase	
Design Development	
Construction Documents	
Bid & Award	
Construction Start	
Construction Complete	



**KEY FACTS**

Budget
\$29,485,000

Trustee
Wanda Adams

Location
10626 Atwell

Parker Elementary

Parker Elementary in southwest Houston is a music magnet school.

The original campus of Parker Elementary School was constructed in 1959. The campus also includes five temporary classroom buildings.

Funds allocated from the 2007 bond program will be used to maintain a safe and suitable learning environment until a new facility is constructed as part of the 2012 bond program.

Scope of Work

New school for 850 students.

Project Status

Schematic Design Phase is submitted and is currently being reviewed by HISD.

Bond Schedule — Group 2


Planning and Design Start — Early/Mid 2014

Construction Start — Mid/Late 2015

2013				2014				2015				2016				2017			
Q1	Q2	Q3	Q4	Q1	Q2	Q3	Q4	Q1	Q2	Q3	Q4	Q1	Q2	Q3	Q4	Q1	Q2	Q3	Q4

Parker Elementary — continued

Information

Indicator	ID	Project/School/Facility	Budget
	C-215	Parker Elementary	\$29,485,000
	Planning and Design Start		Construction Start
	Early/Mid 2014		Mid/Late 2015
	Phase		% of Phase
	Schematic Design		95%
Project Team			
HISD Manager		Chris Koeper	
Architect		Brave Architecture	
Contractor		Brae Burn Construction	
Program Manager		URS-Skanska	

Milestones Completed

Programming/Conceptual Design	✓
Schematic Design Phase	
Design Development	
Construction Documents	
Bid & Award	
Construction Start	
Construction Complete	





KEY FACTS

Budget
\$59,481,000

Trustee
Paula Harris

Location
3703 Sampson

Yates High School

Yates High School, located in Houston's third ward, provides a comprehensive college preparatory curriculum that features a magnet communications program.

The main building at Yates High School was constructed in 1958.

Funds allocated from the 2007 bond program were used to maintain a safe and suitable learning environment until a new facility is constructed as part of the 2012 bond program.

Scope of Work

New school for 1,300 – 1,500 students.

Project Status

Work on the Schematic Design drawings is underway and the project team is working, closely with the PAT and 3rd Ward community on the site layout and other key issues. The Final Schematic Design package is scheduled to be submitted in early 4th quarter.

Bond Schedule — Group 2


■ Planning and Design Start — Early/Mid 2014

■ Construction Start — Mid/Late 2015

2013				2014				2015				2016				2017			
Q1	Q2	Q3	Q4	Q1	Q2	Q3	Q4	Q1	Q2	Q3	Q4	Q1	Q2	Q3	Q4	Q1	Q2	Q3	Q4

Yates High School — continued

Information

Indicator	ID	Project/School/Facility	Budget
	C-020	Yates High School	\$59,481,000
	Planning and Design Start		Construction Start
	Early/Mid 2014		Mid/Late 2015
	Phase		% of Phase
	Schematic Design		15%
Project Team			
HISD Manager		Travis Stanford	
Architect		Moody Nolan	
Contractor		Turner Construction	
Program Manager		Kwame Building Group	

Milestones Completed

Programming/Conceptual Design	✓
Schematic Design Phase	
Design Development	
Construction Documents	
Bid & Award	
Construction Start	
Construction Complete	





Bond Schedule — Group 3

2012 Project Update Report

**KEY FACTS**

Budget
\$26,632,000

Trustee
Greg Meyers

Location
11200 Wood Lodge Drive

Askew Elementary

Askew Elementary School is a pre-K – 5 school with a Vanguard magnet and a bilingual education program. The campus includes 22 classrooms in temporary buildings.

Scope of Work

New school for 850 students.

Project Status

The first PAT meeting was held. Members were introduced to the planning, design and construction process, 21st century learning environments and charged with developing Guiding Principles. The PAT also received the revised PAT handbooks.

Bond Schedule — Group 3


Planning and Design Start — Early/Mid 2015

Construction Start — Mid/Late 2016

2013				2014				2015				2016				2017			
Q1	Q2	Q3	Q4	Q1	Q2	Q3	Q4	Q1	Q2	Q3	Q4	Q1	Q2	Q3	Q4	Q1	Q2	Q3	Q4

Askew Elementary — continued

Information

Indicator	ID	Project/School/Facility	Budget
	C-274	Askew Elementary	\$26,632,000
	Planning and Design Start		Construction Start
	Early/Mid 2015		Mid/Late 2016
	Phase		% of Phase
	Planning		8%
Project Team			
HISD Manager		Steve Hoyt	
Architect		TBD	
Contractor		TBD	
Program Manager		Rice & Gardner Consultants, Inc.	

Milestones Completed

Programming/Conceptual Design	
Schematic Design Phase	
Design Development	
Construction Documents	
Bid & Award	
Construction Start	
Construction Complete	



**KEY FACTS**

Budget
\$36,693,000

Trustee
Rhonda Skillern-Jones

Location
5800 Eastex Freeway

Jordan High School

Barbara Jordan High School for Careers features HISD's only career magnet school. Located in northeast Houston, the school provides real-world experiences in a variety of professions, from advertising and graphic design to automotive repair.

The goal of the program is to graduate students who are college and career ready.

Scope of Work

New school for 600 – 800 students.

Project Status

The first PAT meeting was held. Members were introduced to the planning, design and construction process, 21st century learning environments and charged with developing Guiding Principles. The PAT also received the revised PAT handbooks.

Bond Schedule — Group 3


■ Planning and Design Start — Early/Mid 2015

■ Construction Start — Mid/Late 2016

2013				2014				2015				2016				2017			
Q1	Q2	Q3	Q4	Q1	Q2	Q3	Q4	Q1	Q2	Q3	Q4	Q1	Q2	Q3	Q4	Q1	Q2	Q3	Q4

Jordan High School for Careers — continued

Information

Indicator	ID	Project/School/Facility	Budget
	C-033	Jordan High School for Careers	\$36,693,000
	Planning and Design Start		Construction Start
	Early/Mid 2015		Mid/Late 2016
	Phase		% of Phase
	Planning		8%
Project Team			
HISD Manager		Chris Koeper	
Architect		TBD	
Contractor		TBD	
Program Manager		Heery International, Inc.	

Milestones Completed

Programming/Conceptual Design	
Schematic Design Phase	
Design Development	
Construction Documents	
Bid & Award	
Construction Start	
Construction Complete	





KEY FACTS

Budget
\$101,428,000

Trustee
Anna Eastman

Location
9400 Irvington

Sam Houston High School

Sam Houston High School was built in 1934 in north Houston and is one of HISD's largest comprehensive high schools.

Over the years, the school has undergone several renovations, most recently the addition of a new science and laboratory building to support the school's mission to prepare students for college and careers.

Scope of Work

New school that incorporates the new science classroom and laboratory wing for 2,550 – 2,750 students.

Project Status

The first PAT meeting was held. Members were introduced to the planning, design and construction process, 21st century learning environments and charged with developing Guiding Principles. The PAT also received the revised PAT handbooks.

Bond Schedule — Group 3


■ Planning and Design Start — Early/Mid 2015

■ Construction Start — Mid/Late 2016

2013				2014				2015				2016				2017			
Q1	Q2	Q3	Q4	Q1	Q2	Q3	Q4	Q1	Q2	Q3	Q4	Q1	Q2	Q3	Q4	Q1	Q2	Q3	Q4

Sam Houston High School — continued

Information

Indicator	ID	Project/School/Facility	Budget
	C-310	Sam Houston High School	\$101,428,000
	Planning and Design Start		Construction Start
	Early/Mid 2015		Mid/Late 2016
	Phase		% of Phase
	Planning		8%
Project Team			
HISD Manager		Chris Koeper	
Architect		TBD	
Contractor		TBD	
Program Manager		URS - Skanska	

Milestones Completed

Programming/Conceptual Design	
Schematic Design Phase	
Design Development	
Construction Documents	
Bid & Award	
Construction Start	
Construction Complete	



**KEY FACTS**

Budget
\$27,159,000

Trustee
Paula Harris

Location
1906 Cleburne

Young Women's College Preparatory Academy (YWCPA)

YWCPA opened in the falls of 2011 in midtown Houston to allow young women to experience a small and inclusive environment enriched with a rigorous college preparatory curriculum.

The school is planning on becoming a 6 – 12 school and currently enrolls students in grades 6, 7, 9, and 10.

Scope of Work

Partial replacement and general renovations for a campus accommodating 900 – 1,000 students.

Project Status

The first PAT meeting was held. Members were introduced to the planning, design and construction process, 21st century learning environments and charged with developing Guiding Principles. The PAT also received the revised PAT handbooks.

Bond Schedule — Group 3


■ Planning and Design Start — Early/Mid 2015

■ Construction Start — Mid/Late 2016

2013				2014				2015				2016				2017			
Q1	Q2	Q3	Q4	Q1	Q2	Q3	Q4	Q1	Q2	Q3	Q4	Q1	Q2	Q3	Q4	Q1	Q2	Q3	Q4

Young Women's College Preparatory Academy — continued

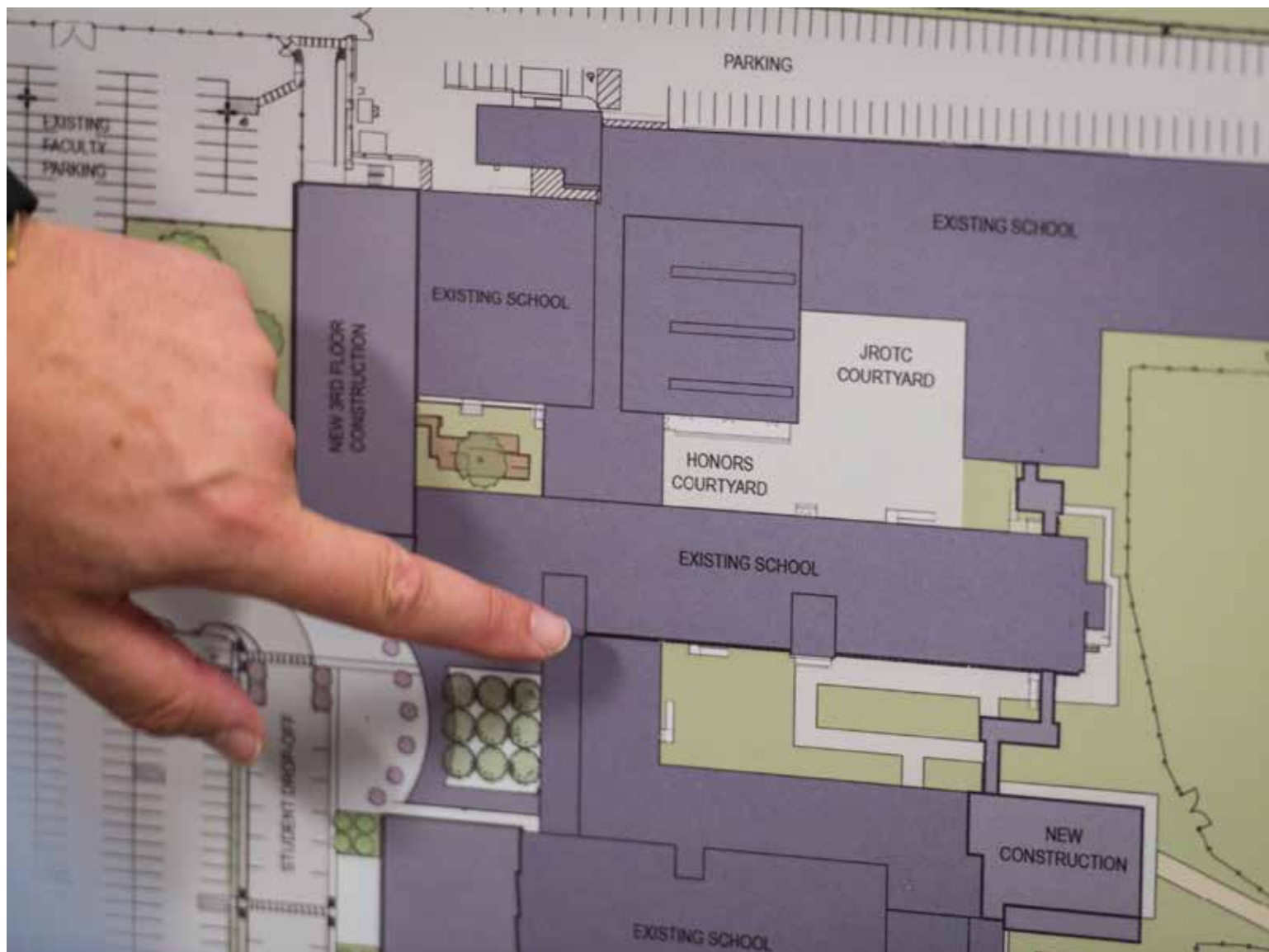
Information

Indicator	ID	Project/School/Facility	Budget
	C-029	Young Women’s College Preparatory Academy	\$27,159,000
	Planning and Design Start		Construction Start
	Early/Mid 2015		Mid/Late 2016
	Phase		% of Phase
	Planning		8%
Project Team			
HISD Manager		Chris Koeper	
Architect		TBD	
Contractor		TBD	
Program Manager		Heery International, Inc.	

Milestones Completed

Programming/Conceptual Design	
Schematic Design Phase	
Design Development	
Construction Documents	
Bid & Award	
Construction Start	
Construction Complete	





Bond Schedule — Group 4

2012 Project Update Report

**KEY FACTS**

Budget
\$68,429,000

Trustee
Juliet K. Stipeche

Location
1700 Dumble St.

Austin High School

Stephen F. Austin High School is located in Houston's East End. The campus features a magnet program in the teaching professions and offers all students a curriculum to prepare for college and career.

The school's main building was built in 1937.

Funds allocated from the 2007 bond program will be used to maintain a safe and suitable learning environment until a new facility is constructed as part of the 2012 bond program.

Scope of Work

New facility preserving the architecturally significant building structure for a campus accommodating 1,800 – 2,000 students.

Project Status

The first PAT meeting was held. Members were introduced to the planning, design and construction process, 21st century learning environments and charged with developing Guiding Principles. The PAT also received the revised PAT handbooks.

Bond Schedule — Group 4


■ Planning and Design Start — Early/Mid 2016

■ Construction Start — Mid/Late 2017

2013				2014				2015				2016				2017			
Q1	Q2	Q3	Q4	Q1	Q2	Q3	Q4	Q1	Q2	Q3	Q4	Q1	Q2	Q3	Q4	Q1	Q2	Q3	Q4

Austin High School — continued

Information

Indicator	ID	Project/School/Facility	Budget
	C-001	Austin High School	\$68,429,000
	Planning and Design Start		Construction Start
	Late 2015/Early 2016		Mid 2017
	Phase		% of Phase
	Planning		8%
Project Team			
HISD Manager		Chris Koeper	
Architect		TBD	
Contractor		TBD	
Program Manager		Heery International, Inc.	

Milestones Completed

Programming/Conceptual Design	
Schematic Design Phase	
Design Development	
Construction Documents	
Bid & Award	
Construction Start	
Construction Complete	





KEY FACTS

Budget
\$26,678,000

Trustee
Anna Eastman

Location
901 Sue Barnett Drive

Garden Oaks Montessori K-8

Garden Oaks Elementary school is located in Houston's Garden Oaks neighborhoods, north of 610.

The school features a Montessori magnet with environmental sciences with the goal of empowering students with 21st century learning tools. The original school was built in 1979 with an addition built in 1981. The school was last renovated in 2005.

Currently, the campus relies on eight temporary buildings, as well as a temporary restroom.

Scope of Work

New addition and general renovations of the existing facilities to accommodate 750 – 900 students.

Project Status

The first PAT meeting was held. Members were introduced to the planning, design and construction process, 21st century learning environments and charged with developing Guiding Principles. The PAT also received the revised PAT handbooks..

Bond Schedule — Group 4


■ Planning and Design Start — Early/Mid 2016

■ Construction Start — Mid/Late 2017

2013				2014				2015				2016				2017			
Q1	Q2	Q3	Q4	Q1	Q2	Q3	Q4	Q1	Q2	Q3	Q4	Q1	Q2	Q3	Q4	Q1	Q2	Q3	Q4

Garden Oaks Elementary — continued

Information

Indicator	ID	Project/School/Facility	Budget
	C-157	Garden Oaks Montessori K-8	\$26,678,000
	Planning and Design Start		Construction Start
	Late 2015/Early 2016		Mid 2017
	Phase		% of Phase
	Planning		8%
Project Team			
HISD Manager		Steve Hoyt	
Architect		TBD	
Contractor		TBD	
Program Manager		Rice & Gardner Consultants, Inc.	

Milestones Completed

Programming/Conceptual Design	
Schematic Design Phase	
Design Development	
Construction Documents	
Bid & Award	
Construction Start	
Construction Complete	



**KEY FACTS**

Budget
\$1,125,000

Trustee
Paula Harris

Location
7414 St. Lo Rd.

Jones High School

Jones High School was constructed in 1956 in southeast Houston.

Scope of Work

Renovations to existing school facilities.

Project Status

First phase of construction activities are complete. Second phase of work is scheduled to start and be completed in the summer of 2015.

Bond Schedule — Group 4


Planning and Design Start — Early/Mid 2016

Construction Start — Mid/Late 2017

2013				2014				2015				2016				2017			
Q1	Q2	Q3	Q4	Q1	Q2	Q3	Q4	Q1	Q2	Q3	Q4	Q1	Q2	Q3	Q4	Q1	Q2	Q3	Q4

Jones High School — continued

Information

Indicator	ID	Project/School/Facility	Budget
	C-006	Jones High School	\$1,125,000
	Planning and Design Start		Construction Start
	Late 2015/Early 2016		Mid 2017
	Phase		% of Phase
	Construction		50%
Project Team			
HISD Manager		Randy Adams	
Architect		N/A	
Contractor		P2MG	
Program Manager		N/A	

Milestones Completed

Programming/Conceptual Design	✓
Schematic Design Phase	✓
Design Development	✓
Construction Documents	✓
Bid & Award	✓
Construction Start	✓
Construction Complete	





KEY FACTS

Budget
\$17,000,000

Trustee
Rhonda Skillern-Jones

Location
6900 Wileyvale Rd.

Kashmere High School

Kashmere High School is located on Houston's northeast side and features music and fine arts magnet as well as a curriculum to prepare students for college and careers.

The school was constructed in 1969 and was last renovated in 2000.

Scope of Work

Renovations to existing school facilities and site improvements.

Project Status

The first PAT meeting was held. Members were introduced to the planning, design and construction process, 21st century learning environments and charged with developing Guiding Principles. The PAT also received the revised PAT handbooks.

Bond Schedule — Group 4


■ Planning and Design Start — Early/Mid 2016

■ Construction Start — Mid/Late 2017

2013				2014				2015				2016				2017			
Q1	Q2	Q3	Q4	Q1	Q2	Q3	Q4	Q1	Q2	Q3	Q4	Q1	Q2	Q3	Q4	Q1	Q2	Q3	Q4

Kashmere High School — continued

Information

Indicator	ID	Project/School/Facility	Budget
	C-007	Kashmere High School	\$17,000,000
	Planning and Design Start		Construction Start
	Late 2015/Early 2016		Mid 2017
	Phase		% of Phase
	Planning		8%
Project Team			
HISD Manager		Chris Koeper	
Architect		TBD	
Contractor		TBD	
Program Manager		URS - Skanska	

Milestones Completed

Programming/Conceptual Design	
Schematic Design Phase	
Design Development	
Construction Documents	
Bid & Award	
Construction Start	
Construction Complete	



**KEY FACTS**

Budget
\$82,736,000

Trustee
Wanda Adams

Location
13719 White Heather Dr.

Madison High School

The mission of James Madison High School for Meteorology and Space Science is to equip students to meet the challenge of the 21st century by providing a “hands-on” commitment-oriented curriculum that promotes skill development for gainful employment and academic excellence for college preparation.

The school, located in southwest Houston, is a campus that consists of five school buildings and 21 temporary buildings.

Scope of Work

New school for 1,900 – 2,100 students that will incorporate recent science and classroom building renovations.

Project Status

The first PAT meeting was held. Members were introduced to the planning, design and construction process, 21st century learning environments and charged with developing Guiding Principles. The PAT also received the revised PAT handbooks.

Bond Schedule — Group 4


■ Planning and Design Start — Early/Mid 2016

■ Construction Start — Mid/Late 2017

2013				2014				2015				2016				2017			
Q1	Q2	Q3	Q4	Q1	Q2	Q3	Q4	Q1	Q2	Q3	Q4	Q1	Q2	Q3	Q4	Q1	Q2	Q3	Q4

Madison High School — continued

Information

Indicator	ID	Project/School/Facility	Budget
	C-010	Madison High School	\$82,736,000
	Planning and Design Start		Construction Start
	Late 2015/Early 2016		Mid 2017
	Phase		% of Phase
	Planning		8%
Project Team			
HISD Manager		Chris Koeper	
Architect		TBD	
Contractor		TBD	
Program Manager		Heery International, Inc.	

Milestones Completed

Programming/Conceptual Design	
Schematic Design Phase	
Design Development	
Construction Documents	
Bid & Award	
Construction Start	
Construction Complete	





KEY FACTS

Budget
\$7,989,000

Trustee
Harvin C. Moore

Location
6302 Skyline Dr.

Pilgrim Academy

Pilgrim Academy was built in 2007 as a new elementary school in the Galleria area that has since expanded with a middle school program.

The school is currently using temporary classrooms for its middle school students.

Scope of Work

New addition for a campus accommodating 750 – 900 students.

Project Status

The first PAT meeting was held. Members were introduced to the planning, design and construction process, 21st century learning environments and charged with developing Guiding Principles. The PAT also received the revised PAT handbooks.

Bond Schedule — Group 4


■ Planning and Design Start — Early/Mid 2016

■ Construction Start — Mid/Late 2017

2013				2014				2015				2016				2017			
Q1	Q2	Q3	Q4	Q1	Q2	Q3	Q4	Q1	Q2	Q3	Q4	Q1	Q2	Q3	Q4	Q1	Q2	Q3	Q4

Pilgrim Academy — continued

Information

Indicator	ID	Project/School/Facility	Budget
	C-218	Pilgrim Academy	\$7,989,000
	Planning and Design Start		Construction Start
	Late 2015/Early 2016		Mid 2017
	Phase		% of Phase
	Planning		8%
Project Team			
HISD Manager		Chris Koeper	
Architect		TBD	
Contractor		TBD	
Program Manager		Heery International, Inc.	

Milestones Completed

Programming/Conceptual Design	
Schematic Design Phase	
Design Development	
Construction Documents	
Bid & Award	
Construction Start	
Construction Complete	





KEY FACTS

Budget
\$12,566,000

Trustee
Anna Eastman

Location
4141 Costa Rica Rd.

Scarborough High School

Scarborough High School is part of HISD's Houston Innovative Learning Zone program, a partnership between the district and Houston Community College to provide industry certification and associate's degrees in specialized fields. Scarborough's program is in Network Computer Systems Administration.

The original buildings at the school were constructed in 1966. Funds were provided in the 2007 bond program for certain renovations.

Scope of Work

Renovations to existing school facilities and site improvements.

Project Status

The first PAT meeting was held. Members were introduced to the planning, design and construction process, 21st century learning environments and charged with developing Guiding Principles. The PAT also received the revised PAT handbooks.

Bond Schedule — Group 4


■ Planning and Design Start — Early/Mid 2016

■ Construction Start — Mid/Late 2017

2013				2014				2015				2016				2017			
Q1	Q2	Q3	Q4	Q1	Q2	Q3	Q4	Q1	Q2	Q3	Q4	Q1	Q2	Q3	Q4	Q1	Q2	Q3	Q4

Scarborough High School — continued

Information

Indicator	ID	Project/School/Facility	Budget
	C-024	Scarborough High School	\$12,566,000
	Planning and Design Start		Construction Start
	Late 2015/Early 2016		Mid 2017
	Phase		% of Phase
	Planning		8%
Project Team			
HISD Manager		Chris Koeper	
Architect		TBD	
Contractor		TBD	
Program Manager		URS - Skanska	

Milestones Completed

Programming/Conceptual Design	
Schematic Design Phase	
Design Development	
Construction Documents	
Bid & Award	
Construction Start	
Construction Complete	



**KEY FACTS**

Budget
\$6,125,000

Trustee
Greg Meyers

Location
8330 Triola Lane

Sharpstown International

HISD, in partnership with Asia Society International Studies Schools Network, developed a new high school in August 2007 called the International High School at Sharpstown.

In 2011 – 2012 school year, International High School and Sharpstown Middle School were consolidated to be the first 6 – 12 grade levels magnet program in HISD, with an international studies focus called Sharpstown International School.

Scope of Work

Renovations to existing school facilities and site improvements.

Project Status

The first PAT meeting was held. Members were introduced to the planning, design and construction process, 21st century learning environments and charged with developing Guiding Principles. The PAT also received the revised PAT handbooks.

Bond Schedule — Group 4


■ Planning and Design Start — Early/Mid 2016

■ Construction Start — Mid/Late 2017

2013				2014				2015				2016				2017			
Q1	Q2	Q3	Q4	Q1	Q2	Q3	Q4	Q1	Q2	Q3	Q4	Q1	Q2	Q3	Q4	Q1	Q2	Q3	Q4

Sharpstown International — continued

Information

Indicator	ID	Project/School/Facility	Budget
	C-081	Sharpstown International	\$6,125,000
	Planning and Design Start		Construction Start
	Late 2015/Early 2016		Mid 2017
	Phase		% of Phase
	Planning		8%
Project Team			
HISD Manager		Steve Hoyt	
Architect		TBD	
Contractor		TBD	
Program Manager		Rice & Gardner Consultants, Inc.	

Milestones Completed

Programming/Conceptual Design	
Schematic Design Phase	
Design Development	
Construction Documents	
Bid & Award	
Construction Start	
Construction Complete	



**KEY FACTS**

Budget
\$40,006,000

Trustee
Wanda Adams

Location
11911 Chimney Rock Rd.

Westbury High School

Westbury High School consists of five main school buildings. The original campus was constructed in 1961 and additions to the main school building were constructed in 1983, 1995, and 2004. Westbury is a Vanguard neighborhood school with special programs in Business Management and Administration, Health Science, A/V Technology, and Communications.

Scope of Work

Partial replacement and general renovations to accommodate 2,300 – 2,500 students.

Project Status

The first PAT meeting was held. Members were introduced to the planning, design and construction process, 21st century learning environments and charged with developing Guiding Principles. The PAT also received the revised PAT handbooks.

Bond Schedule — Group 4


Planning and Design Start — Early/Mid 2016

Construction Start — Mid/Late 2017

2013				2014				2015				2016				2017			
Q1	Q2	Q3	Q4	Q1	Q2	Q3	Q4	Q1	Q2	Q3	Q4	Q1	Q2	Q3	Q4	Q1	Q2	Q3	Q4

Westbury High School — continued

Information

Indicator	ID	Project/School/Facility	Budget
	C-017	Westbury High School	\$40,006,000
	Planning and Design Start		Construction Start
	Late 2015/Early 2016		Mid 2017
	Phase		% of Phase
	Planning		8%
Project Team			
HISD Manager		Steve Hoyt	
Architect		TBD	
Contractor		TBD	
Program Manager		Rice & Gardner Consultants, Inc.	

Milestones Completed

Programming/Conceptual Design	
Schematic Design Phase	
Design Development	
Construction Documents	
Bid & Award	
Construction Start	
Construction Complete	



**KEY FACTS**

Budget
\$35,603,000

Trustee
Juliet K. Stipeche

Location
900 West Gray St.

Wharton Dual Language Academy

Wharton Dual Language Academy, in the Montrose area, offers a developmental bilingual program. Wharton was built as a small elementary school in 1929. It currently has seven temporary classroom buildings.

Funds allocated from the 2007 bond program will be used to maintain a safe and suitable learning environment until a new addition and general renovations are completed within the 2012 bond program.

Scope of Work

New addition and general renovations of the existing facilities to accommodate 750 – 900 students.

Project Status

The first PAT meeting was held. Members were introduced to the planning, design and construction process, 21st century learning environments and charged with developing Guiding Principles. The PAT also received the revised PAT handbooks.

Bond Schedule — Group 4


■ Planning and Design Start — Early/Mid 2016

■ Construction Start — Mid/Late 2017

2013				2014				2015				2016				2017			
Q1	Q2	Q3	Q4	Q1	Q2	Q3	Q4	Q1	Q2	Q3	Q4	Q1	Q2	Q3	Q4	Q1	Q2	Q3	Q4

Wharton Dual Language Academy — continued

Information

Indicator	ID	Project/School/Facility	Budget
	C-256	Wharton Dual Language Academy	\$35,603,000
	Planning and Design Start		Construction Start
	Late 2015/Early 2016		Mid 2017
	Phase		% of Phase
	Planning		8%
Project Team			
HISD Manager		Chris Koeper	
Architect		TBD	
Contractor		TBD	
Program Manager		Heery International, Inc.	

Milestones Completed

Programming/Conceptual Design	
Schematic Design Phase	
Design Development	
Construction Documents	
Bid & Award	
Construction Start	
Construction Complete	



**KEY FACTS**

Budget
\$18,914,000

Trustee
Paula Harris

Location
2100 Yupon

Wilson Montessori School

Wilson Montessori School K-8, located in the Montrose area, was constructed as a small elementary school in 1924 and was renovated in 2004. In February of 2005, HISD and Friends of Montessori (FOM) entered into an agreement to create HISD's first All-Montessori school. The campus has six temporary classroom buildings.

Scope of Work

New addition and general renovations to accommodate 750 – 900 students.

Project Status

The first PAT meeting was held. Members were introduced to the planning, design and construction process, 21st century learning environments and charged with developing Guiding Principles. The PAT also received the revised PAT handbooks.

Bond Schedule — Group 4


Planning and Design Start — Early/Mid 2016

Construction Start — Mid/Late 2017

2013				2014				2015				2016				2017			
Q1	Q2	Q3	Q4	Q1	Q2	Q3	Q4	Q1	Q2	Q3	Q4	Q1	Q2	Q3	Q4	Q1	Q2	Q3	Q4

Wilson Montessori School — continued

Information

Indicator	ID	Project/School/Facility	Budget
	C-259	Wilson Montessori School	\$18,914,000
	Planning and Design Start		Construction Start
	Late 2015/Early 2016		Mid 2017
	Phase		% of Phase
	Planning		8%
Project Team			
HISD Manager		Steve Hoyt	
Architect		TBD	
Contractor		TBD	
Program Manager		Rice & Gardner Consultants, Inc.	

Milestones Completed

Programming/Conceptual Design	
Schematic Design Phase	
Design Development	
Construction Documents	
Bid & Award	
Construction Start	
Construction Complete	





Districtwide Projects

2012 Project Update Report

DISTRICTWIDE PROJECTS

2012 Project Update Report

Technology upgrades at all HISD schools: \$100 million

Bond funds will allow the implementation of a robust, reliable infrastructure and appropriate technology tools that will support the expertise and knowledge of our teachers, administrators and staff to enable them to stay current with technology and applications used in academic and business environments.

Technology needs identified in the bond proposal were prioritized to meet the requirements of an increasingly Internet-driven method of delivering instructional content. Critical projects include:

- Network Equipment Upgrades or Replacements to improve the reliability and availability of the network, so students can take advantage of the educational resources delivered through high-speed Internet. Much of the district's network equipment is more than seven years old, is obsolete, and the probability of failure is high.
- Wireless Network Expansion will allow the school community to access the Internet and create a more flexible teaching and learning environment for our students.
- Telephony System is more than 10 years old, no longer upgradeable and has a high failure rate. A modern and reliable phone system is essential for safety across the district.
- Instructional Delivery Devices, such as projectors, interactive displays, and instructional devices, will be integrated into classrooms to promote active student engagement. This will provide teachers with a common ground to share and collaborate through a standard, interactive learning environment.

Project Status

All Phase 1 schools are scheduled for wireless expansion and network improvements with Challenge HS, Westside HS, Pin Oak MS, Shadowbriar MS and Westbriar MS nearing completion. Inventory teams have completed the assessment of the instructional collaboration capabilities at the high school and middle school campus levels and will continue with elementary sites through fall 2014. The districtwide telephony system replacement is in the design and planning phase, and 35 sites with existing voiceover IP systems have been upgraded to the latest platform.

Middle school restroom renovations: \$35 million

Renovations of the restrooms in middle schools across HISD.

Project Status

Design has commenced on Phase 1 projects consisting of 15 facilities. Phase 1 projects have been separated into Phase 1(a) and Phase 1(b). Construction is underway on Phase 1(a) projects. Phase 1(b) project designs are concluding and are being submitted to the City of Houston for permitting.

Districtwide Projects — continued

Safety and security improvements: \$17.3 million

Improvements include fencing, security cameras and access control.

Project Status

A safety and security assessment of all District facilities has been completed. Six priorities have been established and approved by CFS and the Threat Assessment Team. The priorities include replacement of fire alarm devices, replacement of CCTV devices, improvements to campus entryways, improvements to two-way communication system, and interior door hardware. Some high-priority safety and security work has been completed or is ongoing.

Land acquisition: \$55.8 million

Funds to supplement significant site/parking constraints.

Project Status

The Real Estate Department is currently purchasing 150 individual properties, including residential, commercial and retail properties, for expansion of current school sites and new school sites as an integral part of the 2012 Bond Program. These properties total about 90 acres and will be utilized for expansion of school sites at Booker T. Washington High School, Lee High School, Sharpstown High School, Richard Dowling Middle School, Pilgrim Academy, Stephen F. Austin High School, Jefferson Davis High School, James Madison High School and Westbury High School, as well as new school sites for the High School for Law Enforcement and the new Mark White Elementary School. These acquisitions are currently underway and are expected to be completed during the last quarter of 2014. In addition, the department fielded approximately 50 inquiries regarding surplus HISD properties.

**KEY FACTS**

Budget
\$4,804,255

Location
6800 Fairway Drive

Barnett Fieldhouse

Barnett Fieldhouse is a multipurpose facility including an 8,000-seat football stadium, baseball fields and a fieldhouse.


Scope of Work*

Regional field house(s) and athletic facility improvements.

Project Status

Construction documents are underway.

Information

Indicator	ID	Project/School/Facility		Budget
	C-661	Barnett Fieldhouse		\$4,804,255
	Target Construction Start		Target Construction Completion	
	4th Qtr. 2014		3rd Qtr. 2016	
	Phase		% of Phase	
	Construction Documents		75%	
Project Team				
Manager		Travis Stanford		
Architect		PBK Architects		
Contractor		DivisionOne Construction		
CMPA		Jacobs Project Management Co.		

NOTE: The funding and scope of work to be completed as a part of the 2007 bond program has been incorporated into the plans for the 2012 bond program.

*Every project undergoes a scope-to-budget process to validate the final scope of work.

**KEY FACTS**

Budget
\$4,591,811

Location
13755 South Main Street

Butler Fieldhouse

Butler Fieldhouse is a multipurpose facility including an 8,000-seat football stadium, baseball fields and a fieldhouse.


Scope of Work*

Regional field house(s) and athletic facility improvements.

Project Status

Construction documents are underway.

Information

Indicator	ID	Project/School/Facility		Budget
	C-662	Butler Fieldhouse		\$4,591,811
	Target Construction Start		Target Construction Completion	
	4th Qtr. 2014		3rd Qtr. 2016	
	Phase		% of Phase	
	Construction Documents		75%	
Project Team				
Manager		Travis Stanford		
Architect		PBK Architects		
Contractor		DivisionOne Construction		
CMPA		Jacobs Project Management Co.		

NOTE: The funding and scope of work to be completed as a part of the 2007 bond program has been incorporated into the plans for the 2012 bond program.

*Every project undergoes a scope-to-budget process to validate the final scope of work.

**KEY FACTS**

Budget
\$35,278,934

Location
2020 Mangum Road

Delmar Fieldhouse

Delmar Fieldhouse is a multipurpose facility including a 12,000-seat football stadium, baseball fields, and a fieldhouse.


Scope of Work*

Replacement of Regional field house(s) and athletic facility improvements.

Project Status

A/E is incorporating required revisions into construction documents. Early construction package is underway. The detail design is continuing on remaining phases of work.

Information

Indicator	ID	Project/School/Facility	Budget
	C-663	Delmar Fieldhouse	\$35,278,934
	Target Construction Start		Target Construction Completion
	4th Qtr. 2013		3rd Qtr. 2015
	Phase		% of Phase
	Construction Documents/Const		70%/10%
Project Team			
Manager		Sizwe Lewis	
Architect		PBK Architects	
Contractor		DivisionOne Construction	
CMPA		Jacobs Project Management Co.	
Notes			
Early construction package is underway. Design is continuing on remaining phases of work.			

NOTE: The funding and scope of work to be completed as a part of the 2007 bond program has been incorporated into the plans for the 2012 bond program.

*Every project undergoes a scope-to-budget process to validate the final scope of work.



2007 Project Update Report

Traffic Light Summary



Green light indicates the project is on schedule, on budget, and there are no pending issues of concern.

Yellow light indicates a project may have budget or schedule concerns, and there are issues that bear monitoring.

Red light indicates a project has significant budget and/or schedule concerns, and there are issues to be addressed.

Yellow Light Summary Report

Codwell Elementary

The renovation of this school has been suspended and the students relocated to Rhoads ES. HISD Administration is working with the school leadership to determine next steps.

Red Light Summary Report

None

*Every project undergoes a scope-to-budget process to validate the final scope of work.

**KEY FACTS**

Budget
\$6,752,946

Project Type
Renovations

Trustee
Paula M. Harris

District
District IV

Location
2610 Elgin

Baylor College of Medicine at Ryan

Baylor College of Medicine at Ryan is located in Houston's third ward.


Scope of Work*

Renovations including safety/security systems improvements, mechanical/electrical/plumbing systems improvements, restrooms upgrade, bus drive creation, renovation of science labs, and new administration area.

Project Status

Phase 2 is near completion. Canopy and bus drive is in progress. New boiler(s) and Chiller installation is moving forward.

Information

Indicator	ID	Project/School/Facility	Budget
	C-066	Baylor College of Medicine at Ryan	\$6,752,946
	Target Construction Start		Target Construction Completion
	2nd Qtr. 2013		4th Qtr. 2014
	Phase		% of Phase
	Construction		90%
Project Team			
Manager		Sizwe Lewis	
Architect		Harrison Kornberg Architects	
Contractor		DivisionOne Construction	
CMPA		N/A	

*Every project undergoes a scope-to-budget process to validate the final scope of work.

**KEY FACTS**

Budget
\$2,956,760

Project Type
Renovations

Trustee
Anna Eastman

District
District I

Location
607 Northwood

Browning Elementary

Browning Elementary enrolls students in north-central Houston on the eastern edge of the Heights Community. The school is committed to leading students to the path of college and career readiness by excelling through the arts.


Scope of Work*

Renovations including safety/security systems improvements, mechanical/electrical/plumbing systems improvements, electrical improvements, suspended ceiling, exterior wall finishes, PA system, door hardware, restrooms upgrade, paving improvements, and ADA code compliance.

Project Status

Final permit inspections are being performed on the renovation contract. Revised closeout documents are being submitted. The upgrade to the main electrical service is complete.

Information

Indicator	ID	Project/School/Facility	Budget
	C-120	Browning Elementary	\$2,956,760
	Target Construction Start		Target Construction Completion
	4th Qtr. 2013		2nd Qtr. 2014
	Phase		% of Phase
	Closeout		75%
Project Team			
Manager		Meredith Smith	
Architect		Ambrose McEnany & House Architects	
Contractor		ICI Construction	
CMPA		AECOM Design	
Notes			
The original general contractor was RHJ-JOC Inc., which defaulted on their contract in December 2012. HISD has since negotiated with the surety company and contracted with a completion contractor to restart and complete the construction scope, as noted in the information section above.			

*Every project undergoes a scope-to-budget process to validate the final scope of work.

**KEY FACTS**

Budget
\$4,898,886

Project Type
Renovations

Trustee
Anna Eastman

District
District I

Location
216 Tidwell

Burbank Elementary

Burbank Elementary is a fine arts and physical development magnet school in the northside area of Houston. It offers programs in the following areas: music, visual art, gymnastics, violin, percussion, dance/drill and team sports.


Scope of Work*

Renovations including safety/security systems improvements, mechanical/electrical/plumbing systems improvements, and ADA code compliance.

Project Status

The renovation project is complete and being closed out.

Information

Indicator	ID	Project/School/Facility	Budget
	C-122	Burbank Elementary	\$4,898,886
	Target Construction Start		Target Construction Completion
	2nd Qtr. 2013		2nd Qtr. 2014
	Phase		% of Phase
	Closeout		95%
Project Team			
Manager		Meredith Smith	
Architect		Natex Corporation	
Contractor		Prime Contractors	
CMPA		AECOM Design	
Notes			
A separate roof project is anticipated to be presented for approval to the school board in April 2014, with construction scheduled to occur through the third quarter 2014.			

*Every project undergoes a scope-to-budget process to validate the final scope of work.



KEY FACTS

Budget
\$1,140,626

Project Type
Renovations

Trustee
Juliet K. Stipeche

District
District VIII

Location
1575 Chantilly

Cage Elementary

Cage Elementary is located on Houston's eastside, where its goal is to educate students for success in a changing world.


Scope of Work*

Renovations including safety/security systems improvements, mechanical/electrical/plumbing systems improvements, and ADA code compliance.

Project Status

The summer renovation of restrooms, lighting replacement, and accessibility ramp replacement is complete and being closed out. Additional safety/security scope is being reviewed and priced.

Information

Indicator	ID	Project/School/Facility		Budget
	C-287	Cage Elementary		\$1,140,626
	Target Construction Start		Target Construction Completion	
	2nd Qtr. 2014		4th Qtr. 2014	
	Phase		% of Phase	
	Closeout		25%	
Project Team				
Manager		Meredith Smith		
Architect		RdLR Architects		
Contractor		KBR		
CMPA		AECOM Design		

*Every project undergoes a scope-to-budget process to validate the final scope of work.



KEY FACTS

Budget
\$1,755,413

Project Type
Renovations

Trustee
Wanda Adams

District
District IX

Location
5225 Tavenor

Codwell Elementary

Codwell Elementary offers a magnet program in fine arts and physical development. The school was built in 1970 and is located in south Houston.


Scope of Work*

Renovations including safety/security systems improvements, mechanical/electrical/plumbing systems improvements, lighting, playground equipment, technology improvements, and ADA code compliance.

Project Status

The renovation of this school has been suspended and the students relocated to Rhoads ES. HISD Administration is working with the school leadership to determine next steps.

Information

Indicator	ID	Project/School/Facility	Budget
	C-123	Codwell Elementary	\$1,755,413
	Target Construction Start		Target Construction Completion
	2nd Qtr. 2014		4th Qtr. 2014
	Phase		% of Phase
	Construction		On Hold
Project Team			
Manager		Meredith Smith	
Architect		PBK Architects	
Contractor		Prime Contractors	
CMPA		AECOM Design	
Notes			
The project schedule has been adjusted to reflect the negotiated schedule with the awarded contractor.			

*Every project undergoes a scope-to-budget process to validate the final scope of work.

**KEY FACTS**

Budget
\$15,310,098

Project Type
Renovations

Trustee
Paula M. Harris

District
District IV

Location
6900 Scott

Cullen Middle School

Cullen Middle School is located in southeast Houston.

Scope of Work*

Renovations including safety/security, mechanical/electrical/plumbing system improvements, parking repairs, science laboratory upgrades, exterior window replacement, and ADA code compliance.

Project Status

The renovation project is complete and closed-out.

Information

Indicator	ID	Project/School/Facility	Budget
	C-044	Cullen Middle School	\$15,310,098
	Target Construction Start		Target Construction Completion
	4th Qtr. 2012		2nd Qtr. 2014
	Phase		% of Phase
	Complete		100%
Project Team			
Manager		Travis Stanford	
Architect		RDC Architects	
Contractor		DT Construction Co.	
CMPA		AECOM Design	
Notes			
A separate roof project is anticipated to be presented for approval to the school board in April 2014, with construction scheduled to occur through the fourth quarter 2014.			

*Every project undergoes a scope-to-budget process to validate the final scope of work.

**KEY FACTS**

Budget
\$3,516,752

Project Type
Renovations

Trustee
Manuel Rodriguez Jr.

District
District III

Location
2500 Broadway

Deady Middle School

Deady Middle School is a Communication Arts magnet. The school was built in 1929 as part of the Harrisburg Independent School District in Harrisburg, Texas. The City of Houston later incorporated Harrisburg.


Scope of Work*

Renovations including safety/security systems improvements, mechanical/electrical/plumbing systems improvements, and ADA code compliance. New Windows and Doors.

Project Status

The change order for the completion of the elevator has been approved. Structural steel is due on site the week of October 6 with installation to follow. Completion is expected by the end of November.

Information

Indicator	ID	Project/School/Facility		Budget
	C-045	Deady Middle School		\$3,516,752
	Target Construction Start		Target Construction Completion	
	3rd Qtr. 2013		2nd Qtr. 2014	
	Phase		% of Phase	
	Construction		95%	
Project Team				
Manager		Meredith Smith		
Architect		Collaborate Architects		
Contractor		Prime Contractors		
CMPA		AECOM Design		

*Every project undergoes a scope-to-budget process to validate the final scope of work.

**KEY FACTS**

Budget
\$1,432,454

Project Type
Renovations

Trustee
Manuel Rodriguez Jr.

District
District III

Location
7101 Canal

Franklin Elementary

Franklin Elementary is located east of downtown Houston, almost equidistant between the Port of Houston's ship channel and the University of Houston. The school was originally built in 1913 and underwent a significant renovation in 1978.


Scope of Work*

Renovations including safety/security systems improvements, mechanical/electrical/plumbing systems improvements, and ADA code compliance.

Project Status

The renovation work is substantially complete and the project is being closed out.

Information

Indicator	ID	Project/School/Facility	Budget
	C-155	Franklin Elementary	\$1,432,454
	Target Construction Start		Target Construction Completion
	2nd Qtr. 2014		4th Qtr. 2014
	Phase		% of Phase
	Closeout		60%
Project Team			
Manager		Meredith Smith	
Architect		Courtney Harper + Partners Architects	
Contractor		Jamail + Smith	
CMPA		AECOM Design	
Annual Vendors		Harrison Alarm	

*Every project undergoes a scope-to-budget process to validate the final scope of work.

**KEY FACTS**

Budget
\$1,521,658

Project Type
Renovations

Trustee
Rhonda Skillern-Jones

District
District II

Location
9550 Aldine-Westfield

Garcia Elementary

Garcia Elementary is located in northeast Houston. The school's vision is a community that maximizes the potential for the whole child to be a successful, joyous lifelong learner in a diverse world.


Scope of Work*

Renovations including safety/security systems improvements, mechanical systems upgrades, fire alarm upgrade, intercom replacement, markerboard replacement, flooring and fencing replacement, site work, and ADA code compliance.

Project Status

The renovation project is complete and closed-out. The final pay application will be submitted with the closeout documents for Burbank ES.

Information

Indicator	ID	Project/School/Facility		Budget
	C-283	Garcia Elementary		\$1,521,658
	Target Construction Start		Target Construction Completion	
	2nd Qtr. 2013		1st Qtr. 2014	
	Phase		% of Phase	
	Closeout		95%	
Project Team				
Manager		Meredith Smith		
Architect		Natex Corporation		
Contractor		Prime Contractors		
CMPA		AECOM Design		

*Every project undergoes a scope-to-budget process to validate the final scope of work.



KEY FACTS

Budget
\$2,214,831

Project Type
Renovations

Trustee
Manuel Rodriguez Jr.

District
District III

Location
7414 Fairway

Golfcrest Elementary

Golfcrest Elementary is located in south Houston and was built in 1949. An addition was built in 1991. The school's mission is to be a community of lifelong learners, where students achieve high levels of academic and social success while participating in a safe, orderly, and inclusive environment.


Scope of Work*

Renovations including safety/security systems improvements, mechanical/electrical/plumbing systems improvements, roofing repairs, technology improvements, and ADA code compliance.

Project Status

The creation of a new science classroom and additional conference rooms is substantially complete. The renovation contract is ready for closeout.

Information

Indicator	ID	Project/School/Facility	Budget
	C-159	Golfcrest Elementary	\$2,214,831
	Target Construction Start		Target Construction Completion
	1st Qtr. 2014		3rd Qtr. 2014
	Phase		% of Phase
	Construction		95%
Project Team			
Manager		Meredith Smith	
Architect		PBK Architects	
Contractor		Prime Contractors	
CMPA		AECOM Design	
Notes			
The project schedule has been adjusted to reflect the negotiated schedule with the awarded contractor.			

*Every project undergoes a scope-to-budget process to validate the final scope of work.

**KEY FACTS**

Budget
\$3,948,795

Project Type
Renovations

Trustee
Wanda Adams

District
District IX

Location
4900 Simsbrook

Grissom Elementary

Grissom Elementary is located in southwest Houston. The goal is to prepare students for the rigors of middle school and beyond with a focus on college readiness. The original school was built in 1966, and named after Virgil I. Grissom, one of the original NASA Project Mercury astronauts and a United States Air Force pilot.


Scope of Work*

Renovations including safety/security improvements, mechanical/electrical/plumbing system improvements, exterior doors, door hardware, restrooms upgrade, replacement of new elevator, and ADA code compliance.

Project Status

Closeout documents and the final pay application have been reviewed and are being submitted to HISD.

Information

Indicator	ID	Project/School/Facility	Budget
	C-262	Grissom Elementary	\$3,948,795
	Target Construction Start		Target Construction Completion
	3rd Qtr. 2013		2nd Qtr. 2014
	Phase		% of Phase
	Closeout		65%
Project Team			
Manager		Meredith Smith	
Architect		MLB and Associates	
Contractor		Prime Contractors	
CMPA		AECOM Design	

*Every project undergoes a scope-to-budget process to validate the final scope of work.

**KEY FACTS**

Budget
\$2,823,535

Project Type
Renovations

Trustee
Anna Eastman

District
District I

Location
139 East 20th St.

Hamilton Middle School

Hamilton Middle Schools is a Vanguard magnet program located in the historic Houston Heights. The school, built in 1919, is designed in the neo-gothic style with soaring towers at its entrance.


Scope of Work*

Renovations including safety/security systems improvements, mechanical/electrical/plumbing systems improvements, exterior doors, door hardware, restrooms upgrade, replacement of new elevator, and ADA code compliance.

Project Status

Final permit inspections are being performed. Revised closeout documents are being submitted.

Information

Indicator	ID	Project/School/Facility	Budget
	C-049	Hamilton Middle School	\$2,823,535
	Target Construction Start		Target Construction Completion
	4th Qtr. 2013		2nd Qtr. 2014
	Phase		% of Phase
	Closeout		75%
Project Team			
Manager		Meredith Smith	
Architect		Ambrose McEnany & House Architects	
Contractor		ICI Construction	
CMPA		AECOM Design	
Notes			
The original general contractor was RHJ-JOC Inc., which defaulted on their contract in December 2012. HISD has since negotiated with the surety company and contracted with a completion contractor to restart and complete the construction scope, as noted in the information section above.			

*Every project undergoes a scope-to-budget process to validate the final scope of work.

**KEY FACTS**

Budget
\$1,703,938

Project Type
Renovations

Trustee
Anna Eastman

District
District I

Location
810 Harvard

Harvard Elementary

Harvard Elementary is located in the historic Houston Heights, where it offers an international baccalaureate program. The mission of the school is to empower each student with global awareness, knowledge, skills, and values necessary to make a better world.


Scope of Work*

Renovations including safety/security systems improvements, mechanical/electrical/plumbing systems improvements, lighting, exterior, interior doors and hardware, window replacements, restrooms upgrade, fencing and ADA code compliance.

Project Status

Final permit inspections are being performed. Revised closeout documents are being submitted.

Information

Indicator	ID	Project/School/Facility	Budget
	C-169	Harvard Elementary	\$1,703,938
	Target Construction Start		Target Construction Completion
	4th Qtr. 2013		2nd Qtr. 2014
	Phase		% of Phase
	Closeout		40%
Project Team			
Manager		Meredith Smith	
Architect		Ambrose McEnany & House Architects	
Contractor		ICI Construction	
CMPA		AECOM Design	
Notes			
The original general contractor was RHJ-JOC Inc., which defaulted on their contract in December 2012. HISD has since negotiated with the surety company and contracted with a completion contractor to restart and complete the construction scope, as noted in the information section above.			

*Every project undergoes a scope-to-budget process to validate the final scope of work.

**KEY FACTS**

Budget
\$10,616,355

Project Type
Renovations

Trustee
Anna Eastman

District
District I

Location
1100 Merrill

Hogg Middle School

Hogg Middle School is located in the historic Heights area of Houston. The school offers a magnet program for Science, Technology, Engineering, and Mathematics. The school was named after James S. Hogg, the first native born governor of Texas. The Hogg estate donated the land on which Hogg Junior High School was built in 1926.


Scope of Work*

Renovations including safety/security systems improvements, mechanical/electrical/plumbing systems improvements, new lighting, a new bus canopy, paving repairs, restroom upgrades, improved interior finishes, auditorium seating, bleachers, signage, and ADA code compliance.

Project Status

Installation of the new auditorium seating is complete. Renovations in the science building are substantially complete and the renovation of the first floor restrooms will be complete in October. Upgrades to the main electrical service are scheduled for winter break. HVAC system replacement is ongoing. Installation of the new PA system is complete.

Information

Indicator	ID	Project/School/Facility	Budget
	C-053	Hogg Middle School	\$10,616,355
	Target Construction Start		Target Construction Completion
	1st Qtr. 2014		4th Qtr. 2014
	Phase		% of Phase
	Construction		55%
Project Team			
Manager		Meredith Smith	
Architect		English + Associates Architects	
Contractor		Comex Corporation	
CMPA		AECOM Design	
Notes			
In addition to the 2007 scope of work the 2012 restroom renovation work will continue with the same project team through third quarter 2015.			

*Every project undergoes a scope-to-budget process to validate the final scope of work.

**KEY FACTS**

Budget
\$10,779,749

Project Type
Renovations

Trustee
Michael L. Lunceford

District
District V

Location
10410 Manhattan

Johnston Middle School

Johnston Middle School is located in the Meyerland area of Houston. The school was built in 1959 and offers a magnet program for the performing and visual arts.


Scope of Work*

Renovations including safety/security systems improvements, mechanical/electrical/plumbing systems improvements, exterior and interior finishes, science laboratory upgrades, and ADA code compliance.

Project Status

Construction is near completion.

Information

Indicator	ID	Project/School/Facility	Budget
	C-055	Johnston Middle School	\$10,779,749
	Target Construction Start		Target Construction Completion
	2nd Qtr. 2014		4th Qtr. 2014
	Phase		% of Phase
	Construction		95%
Project Team			
Manager		Meredith Smith	
Architect		RWS Architects	
Contractor		ICI Construction	
CMPA		Rice & Gardner Consultants, Inc.	
Notes			
Phase 1 was completed and project team is in final negotiations for close-out of the original contract.			

*Every project undergoes a scope-to-budget process to validate the final scope of work.

**KEY FACTS**

Budget
\$4,348,962

Project Type
Renovations

Trustee
Rhonda Skillern-Jones

District
District II

Location
4000 Kelley

Key Middle School

Key Middle School is located in the Kashmere Gardens area of northeast Houston.


Scope of Work*

Renovations include safety/security systems improvements, mechanical/electrical/plumbing systems, fire alarm repair, intercom replacement, door and hardware replacement, science lab venting and fume hoods, site work, construction of a fire truck access lane, and ADA code compliance.

Project Status

The lighting replacement is complete with final permit inspections proceeding. The project will be closed out in October.

Information

Indicator	ID	Project/School/Facility	Budget
	C-079	Key Middle School	\$4,348,962
	Target Construction Start		Target Construction Completion
	2nd Qtr. 2014		3rd Qtr. 2014
	Phase		% of Phase
	Closeout		70%
Project Team			
Manager		Meredith Smith	
Architect		Hill + Swart Architects, Inc.	
Contractor		KBR	
CMPA		AECOM Design	

*Every project undergoes a scope-to-budget process to validate the final scope of work.

**KEY FACTS**

Budget
\$1,658,041

Project Type
Renovations

Trustee
Wanda Adams

District
District IX

Location
12401 South Coast

Law Elementary

Law Elementary is located in southeast Houston where it offers a focus on Science, Technology, Engineering and Math (STEM).


Scope of Work*

Renovations including safety/security systems improvements, mechanical/electrical/plumbing systems improvements, technology improvements, and ADA code compliance.

Project Status

The renovation project is substantially complete, punchlist work is ongoing, and closeout documents are being prepared.

Information

Indicator	ID	Project/School/Facility		Budget
	C-263	Law Elementary		\$1,658,041
	Target Construction Start		Target Construction Completion	
	2nd Qtr. 2014		3rd Qtr. 2014	
	Phase		% of Phase	
	Closeout		95%	
Project Team				
Manager		Meredith Smith		
Architect		PBK Architects		
Contractor		Prime Contractors		
CMPA		AECOM Design		
Notes				
The project schedule has been adjusted to reflect the negotiated schedule with the awarded contractor.				

*Every project undergoes a scope-to-budget process to validate the final scope of work.



KEY FACTS

Budget
\$1,902,951

Project Type
Renovations

Trustee
Anna Eastman

District
District I

Location
800 Roxella

Lyons Elementary

Lyons Elementary is located in north Houston and offers an academic program that prepares young people for the rigors of middle school. The facility was built in 1970.


Scope of Work*

Renovations include safety/security systems improvements, mechanical and electrical systems upgrades, fire alarm upgrade, intercom replacement, markerboard replacement, parking lot expansion, flooring replacement, site work, and ADA code compliance.

Project Status

The renovation project is complete and being closed out. The final pay application will be submitted with the close out documents for Burbank ES.

Information

Indicator	ID	Project/School/Facility		Budget
	C-128	Lyons Elementary		\$1,902,951
	Target Construction Start		Target Construction Completion	
	2nd Qtr. 2013		1st Qtr. 2014	
	Phase		% of Phase	
	Closeout		65%	
Project Team				
Manager		Meredith Smith		
Architect		Natex Architects		
Contractor		Prime Contractors		
CMPA		AECOM Design		

*Every project undergoes a scope-to-budget process to validate the final scope of work.

**KEY FACTS**

Budget
\$1,042,813

Project Type
Renovations

Trustee
Paula M. Harris

District
District IV

Location
4801 LaBranch

MacGregor Elementary

MacGregor Elementary, located in south central Houston, was originally opened in 1922 under the name of Southmore. The name was changed to MacGregor in 1930. The school offers a music and science magnet program.


Scope of Work*

Renovations including replacing electrical system components, resolution of structural issues, door repairs, PA system and ADA code compliance, tree trimming and treatment, and masonry repairs.

Project Status

The project is substantially complete and closeout documents are being reviewed.

Information

Indicator	ID	Project/School/Facility	Budget
	C-201	MacGregor Elementary	\$1,042,813
	Target Construction Start		Target Construction Completion
	2nd Qtr. 2013		2nd Qtr. 2014
	Phase		% of Phase
	Closeout		50%
Project Team			
Manager		Meredith Smith	
Architect		RWS Architects	
Contractor		Jamail & Smith, Ohms Electric, CLS, AMS	
CMPA		AECOM Design	

*Every project undergoes a scope-to-budget process to validate the final scope of work.



KEY FACTS

Budget
\$839,304

Project Type
Renovations

Trustee
Juliet K. Stipeche

District
District VIII

Location
1800 McCarty

Port Houston Elementary

Port Houston Elementary is located in east Houston, where it offers an academic program to prepare its students for the rigors of middle school.


Scope of Work*

Renovations including safety/security systems improvements, mechanical/electrical/plumbing systems improvements, and ADA code compliance.

Project Status

Installation of the new lighting and marker boards will be complete in October. Replacement of the main electrical service weather head has been approved.

Information

Indicator	ID	Project/School/Facility	Budget
	C-222	Port Houston Elementary	\$839,304
	Target Construction Start		Target Construction Completion
	2nd Qtr. 2014		3rd Qtr. 2014
	Phase		% of Phase
	Construction		80%
Project Team			
Manager		Meredith Smith	
Architect		STOA International Architects	
Contractor		Jamail + Smith	
CMPA		AECOM Design	
Annual Vendor		Atlas Signs	

*Every project undergoes a scope-to-budget process to validate the final scope of work.

**KEY FACTS**

Budget
\$3,434,141

Project Type
Renovations

Trustee
Juliet K. Stipeche

District
District VIII

Location
1147 Kress

Pugh Elementary

Pugh Elementary is located in the Denver Harbor area of Houston, where it offers a magnet program in technology and science.


Scope of Work*

Renovations, including safety/security systems improvements, mechanical/electrical/plumbing systems improvements, and ADA code compliance.

Project Status

Renovation of the pre-K classrooms, administrative offices and restrooms, and replacement of exterior canopy walkways was complete at the end of the summer. Phase 2 student restroom renovations will be complete in mid-October with the next restroom renovation phase to follow.

Information

Indicator	ID	Project/School/Facility		Budget
	C-223	Pugh Elementary		\$3,434,141
	Target Construction Start		Target Construction Completion	
	2nd Qtr. 2014		4th Qtr. 2014	
	Phase		% of Phase	
	Construction		70%	
Project Team				
Manager		Meredith Smith		
Architect		RdLR Architects		
Contractor		Level Infrastructure, LLC		
CMPA		AECOM Design		

*Every project undergoes a scope-to-budget process to validate the final scope of work.

**KEY FACTS**

Budget
\$8,177,171

Project Type
Renovations

Trustee
Harvin C. Moore

District
District VII

Location
5840 San Felipe

T.H. Rogers K-8

T.H. Rogers is devoted to providing the best education for special needs and gifted children from across the district for students in grades K-8.


Scope of Work*

Renovations including storefront and curtain wall replacement, HVAC replacement and repairs, electrical panel replacement, electrical upgrades, door and window replacement, ceramic tile floor and carpet replacement, restroom renovations, plumbing fixture replacements, drinking fountain additions, millwork upgrades, suspended ceiling repairs and replacement, abatement, PA additions and signage.

Project Status

The project is substantially complete and is being closed out.

Information

Indicator	ID	Project/School/Facility		Budget
	C-039	T.H. Rogers K-8		\$8,177,171
	Target Construction Start		Target Construction Completion	
	2nd Qtr. 2013		2nd Qtr. 2014	
	Phase		% of Phase	
	Closeout		95%	
Project Team				
Manager		Meredith Smith		
Architect		Sustaita Architects		
Contractor		DT Construction		
CMPA		Rice & Gardner Consultants, Inc.		
Notes				
In addition to the 2007 scope of work additional restroom renovations work was added to accommodate the special needs of this school. This additional scope will be completed late second quarter 2014.				

*Every project undergoes a scope-to-budget process to validate the final scope of work.

**KEY FACTS**

Budget
\$3,916,464

Project Type
Renovations

Trustee
Rhonda Skillern-Jones

District
District II

Location
2819 Bay

Ross Elementary

Ross Elementary is located in northeast Houston, where it offers a magnet program in Science, Technology, Engineering and Mathematics (STEM). The goal of the school is to provide students with the preparatory tools necessary to become successful Americans and to be able to assimilate and compete in a rapidly changing, multicultural, and technological society.


Scope of Work*

Renovations including safety/security systems improvements, mechanical/electrical/plumbing systems improvements, roof repairs, restrooms upgrade, science laboratory upgrades, elevator installation, and ADA code compliance.

Project Status

The renovation work is substantially complete and the project is being closed out.

Information

Indicator	ID	Project/School/Facility		Budget
	C-232	Ross Elementary		\$3,916,464
	Target Construction Start		Target Construction Completion	
	2nd Qtr. 2014		3rd Qtr. 2014	
	Phase		% of Phase	
	Closeout		75%	
Project Team				
Manager		Meredith Smith		
Architect		Harrison Kornberg Architects		
Contractor		Jamail + Smith		
CMPA		AECOM Design		
Annual Vendor		Ohms Electric, Harrison Alarm		

*Every project undergoes a scope-to-budget process to validate the final scope of work.

**KEY FACTS**

Budget
\$11,514,609

Project Type
Expansions

Trustee
Juliet K. Stipeche

District
District VIII

Location
2805 Garrow

Rusk Elementary

The Rusk School enrolls students in grades K-8 at its campus near Houston's downtown. The school offers a magnet program in Science, Technology, Engineering and Mathematics (STEM).


Scope of Work*

A middle school addition and renovations including safety/security systems improvements, mechanical/electrical/plumbing systems improvements, and ADA code compliance.

Project Status

The school has moved into the new addition. Final site work, punch list and closeout is ongoing.

Information

Indicator	ID	Project/School/Facility	Budget
	C-234	Rusk Elementary	\$11,514,609
	Target Construction Start		Target Construction Completion
	1st Qtr. 2013		2nd Qtr. 2014
	Phase		% of Phase
	Closeout		95%
Project Team			
Manager		Meredith Smith	
Architect		STOA International Architects	
Contractor		Satterfield & Pontikes	
CMPA		Rice & Gardner Consultants, Inc.	
Notes			
A separate roof project is anticipated to be presented for approval to the school board in April 2014, with construction scheduled to occur through the third quarter 2014.			

*Every project undergoes a scope-to-budget process to validate the final scope of work.

**KEY FACTS**

Budget
\$854,366

Project Type
Renovations

Trustee
Manuel Rodriguez Jr.

District
District III

Location
2700 Berkley

Sanchez Elementary

Sanchez Elementary is located in southeast Houston, where the school's mission is to provide equal opportunities for all students with emphasis on academic growth, social development, cultural enrichment, and parental involvement.


Scope of Work*

Renovations including safety/security systems improvements, mechanical/electrical/plumbing systems improvements and ADA compliance.

Project Status

The renovation work is substantially complete and project is being closed out.

Information

Indicator	ID	Project/School/Facility		Budget
	C-281	Sanchez Elementary		\$854,366
	Target Construction Start		Target Construction Completion	
	2nd Qtr. 2014		3rd Qtr. 2014	
	Phase		% of Phase	
	Closeout		75%	
Project Team				
Manager		Meredith Smith		
Architect		Courtney Harper + Partners Architects		
Contractor		Jamail + Smith		
CMPA		AECOM Design		

*Every project undergoes a scope-to-budget process to validate the final scope of work.

**KEY FACTS**

Budget
\$17,050,846

Project Type
Expansions

Trustee
Rhonda Skillern-Jones

District
District II

Location
4802 Chrystell

Smith Elementary

Katherine Smith Elementary school is located in northwest Houston. The school opened in 1954 and was named for longtime educator Katherine Hoyt Smith (1876-1970).


Scope of Work*

School expansion.

Project Status

Construction for the final phase (cafeteria, library and parking lot) is underway. The parking lot is 90% complete and is use by the school staff. Sitework and foundation for the building is approximately 20% and progressing well. Work is on schedule for Fall semester 2015 occupancy.

Information

Indicator	ID	Project/School/Facility	Budget
	C-242	Smith Elementary	\$17,050,846
	Target Construction Start		Target Construction Completion
	2nd Qtr. 2014		4th Qtr. 2014
	Phase		% of Phase
	Construction: Final Phase		5%
Project Team			
Manager		Travis Stanford	
Architect		Brave Architecture	
Contractor		Comex Corporation	
CMPA		N/A	
Notes			
The additional scope of work, including the library and cafeteria will be completed second quarter 2015.			

*Every project undergoes a scope-to-budget process to validate the final scope of work.

**KEY FACTS**

Budget
\$13,493,587

Project Type
Expansions

Trustee
Manuel Rodriguez Jr.

District
District III

Location
1800 Coral

Southmayd Elementary

Southmayd Elementary is located in southeast Houston. The mission of the school is to provide opportunities that challenge, support, and encourage successful learning for all students. The original school was built in 1936.


Scope of Work*

Renovations including safety/security systems improvements, mechanical/electrical/plumbing systems improvements, and ADA code compliance. This project will include two additions to the school, a new multi-purpose building and a new Administration/Library wing. An additional project to replace the roof is currently planned for the third quarter 2014.

Project Status

The construction is near completion.

Information

Indicator	ID	Project/School/Facility	Budget
	C-244	Southmayd Elementary	\$13,493,587
	Target Construction Start		Target Construction Completion
	3rd Qtr. 2012		2nd Qtr. 2014
	Phase		% of Phase
	Construction		90%
Project Team			
Manager		Meredith Smith	
Architect		Collaborate Architects	
Contractor		Morganti Construction	
CMPA		Rice & Gardner Consultants, Inc.	
Notes			
A separate roof project was approved by the school board in April 2014, with construction scheduled to occur through the third quarter 2014.			

*Every project undergoes a scope-to-budget process to validate the final scope of work.

**KEY FACTS**

Budget
\$3,177,976

Project Type
Renovations

Trustee
Rhonda Skillern-Jones

District
District II

Location
5330 Milwee

Wainwright Elementary

Wainwright Elementary is located in northwest Houston, where it offers a science and math magnet program to give students an opportunity to do science lab experiments, study live animals, engage in mathematical projects, and gain computer literacy.


Scope of Work*

Renovations including safety/security systems improvements, replacing lighting, flooring, casework, ceilings in classrooms, revising administration area, new PA building alarm and fire alarm system.

Project Status

The renovation work is substantially complete, punchlist work is underway, and the project is being closed out.

Information

Indicator	ID	Project/School/Facility		Budget
	C-252	Wainwright Elementary		\$3,177,976
	Target Construction Start		Target Construction Completion	
	1st Qtr. 2014		4th Qtr. 2014	
	Phase		% of Phase	
	Closeout		25%	
Project Team				
Manager		Meredith Smith		
Architect		RWS Architects		
Contractor		Comex Corporation		
CMPA		AECOM Design		

*Every project undergoes a scope-to-budget process to validate the final scope of work.

**KEY FACTS**

Budget
\$4,252,358

Project Type
Renovations

Trustee
Wanda Adams

District
District IX

Location
14440 Polo

Windsor Village Elementary

Windsor Village Elementary is located in southwest Houston, where it offers a Vanguard magnet program. The school's mission is to develop a positive learning community that provides a stimulating environment that fosters a love of learning, promotes independent learners, produces responsible citizens and interacts with the community to develop each child's potential, self-esteem and desire to "Soar to Exemplary Heights."


Scope of Work*

Renovations including safety/security systems improvements, mechanical/electrical/plumbing systems improvements, interior and exterior finishes, technology improvements, and ADA code compliance.

Project Status

The window replacement, marker board/window blinds replacement package, and student restroom renovation summer work packages are complete and being closed out.

Information

Indicator	ID	Project/School/Facility	Budget
	C-260	Windsor Village Elementary	\$4,252,358
	Target Construction Start		Target Construction Completion
	2nd Qtr. 2014		4th Qtr. 2014
	Phase		% of Phase
	Closeout		25%
Project Team			
Manager		Meredith Smith	
Architect		VLK Architects	
Contractor		Renovation — Patriot Construction; Window Replacement — Jamail & Smith	
CMPA		AECOM Design	

*Every project undergoes a scope-to-budget process to validate the final scope of work.



Business Assistance (M/WBE) 2007/2012 Bond Report

Alexis Licata
General Manager, Business Assistance
4400 W. 18th Street, Level 1 South
Houston, Texas 77092
BusinessAssistance@HoustonISD.org

HISD Acknowledgments

Supplier Diversity Champion Award

- 2014 Top 25 Prime Contractors, D-Mars Publications

HISD Workshops

Workshop Wednesday

- July – “Let’s Talk Finance” Alternative Lending, When the Banks Turn You Down
Presented by Richard Gianni of ACCION Texas
- August – “How to Present Your Products/Services & Increase Your Chances to Win Contracts”
Presented by Juan Maldonado of Jamail & Smith Construction, LP
- September – “How to Submit a Successful Business Plan”
Presented by Cynthia Nevels of Integrality

HISD Events

HISD Networking Events

- M/WBE Outreach with Cadence McShane Construction Company @ Sterling Aviation H. S.

M/WBE Outreach Events

Greater Houston Business Procurement Forum

- Greater Houston Business Procurement Forum-Houston Community College

Contractors Construction College

- Kingdom Builders Center

Greater Heights Chamber of Commerce

- “Gateway to Local Government” at the Sheraton Brookhollow

UH Small Business Development Center

- Doing Business with HISD

Capital One Bank

- Getting Down to Business

Houston Minority Supplier Development Council

- HMSDC Expo 2014-Energizing the Economy

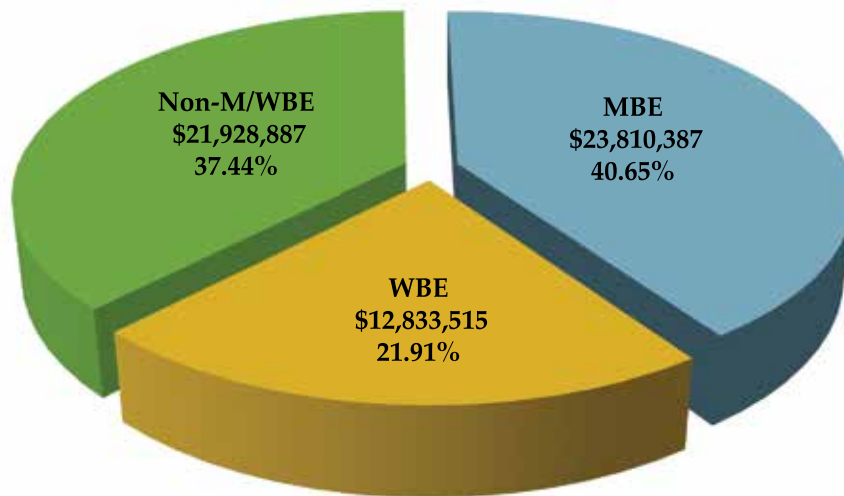
Certified Minority/Women Owned Businesses Breakdown by Project Type

Calculations based on numbers reported as of September 30, 2014.

2007 Design Projects

Total Awarded: \$58,572,789

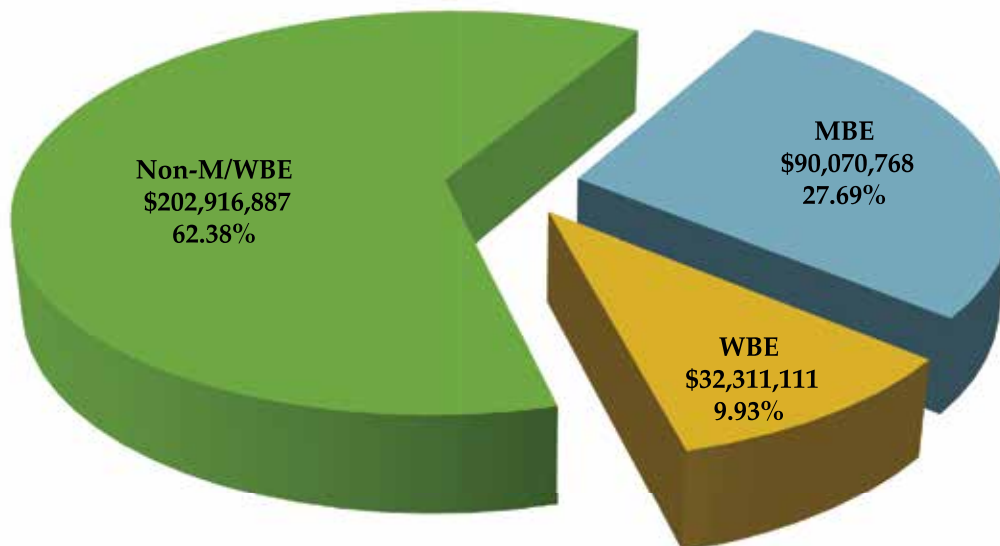
Total Committed: \$36,643,902



2007 CSP Contractors Projects

Total Awarded: \$325,298,766

Total Committed: \$122,381,879



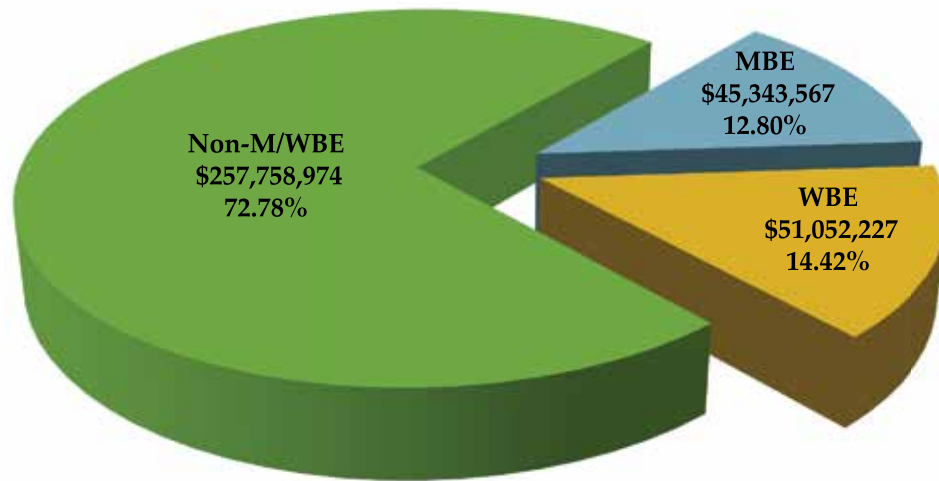
Certified Minority/Women Owned Businesses Breakdown by Project Type

Calculations based on numbers reported as of September 30, 2014.

2007 CMAR Projects

Total Awarded: \$354,154,768

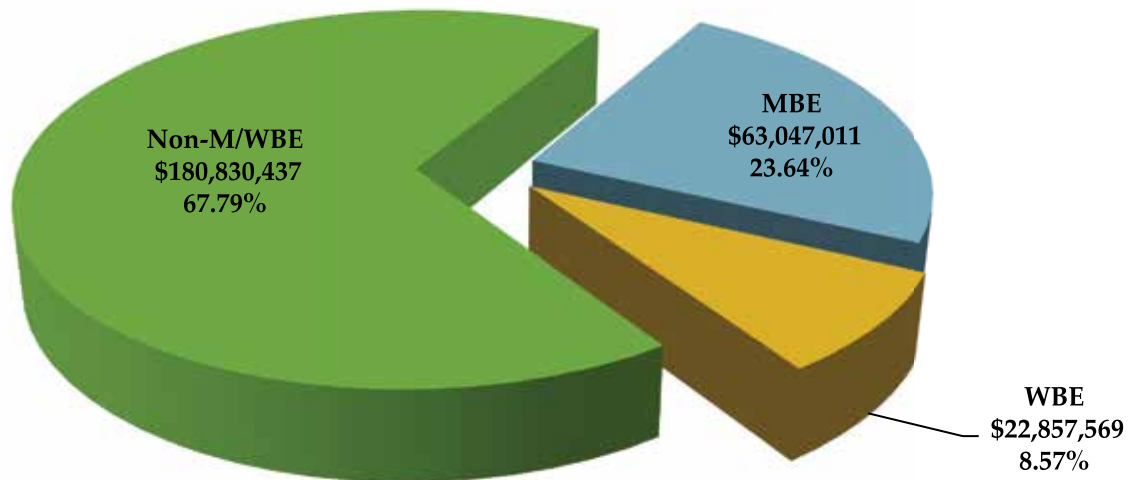
Total Committed: \$96,395,794



2007 Other Projects Various Vendors Costs

Total Awarded: \$266,735,017

Total Committed: \$85,904,580



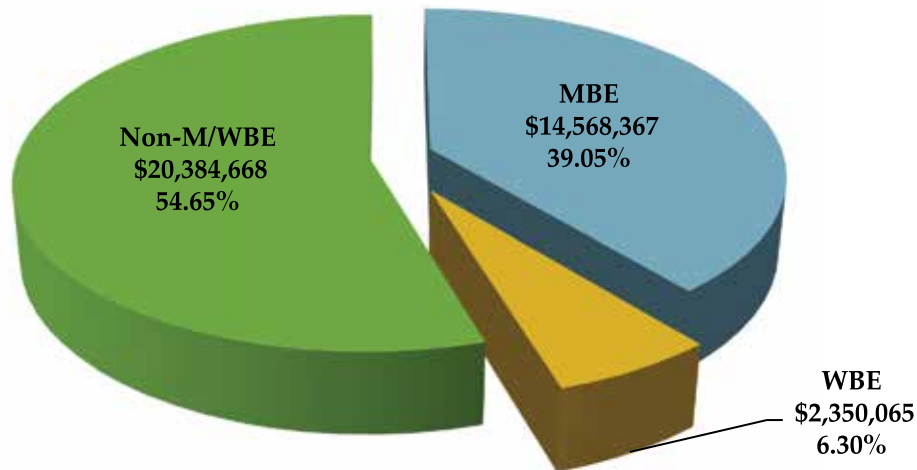
Certified Minority/Women Owned Businesses Breakdown by Project Type

Calculations based on numbers reported as of September 30, 2014.

2007 CMPA Projects

Total Awarded: \$37,303,099

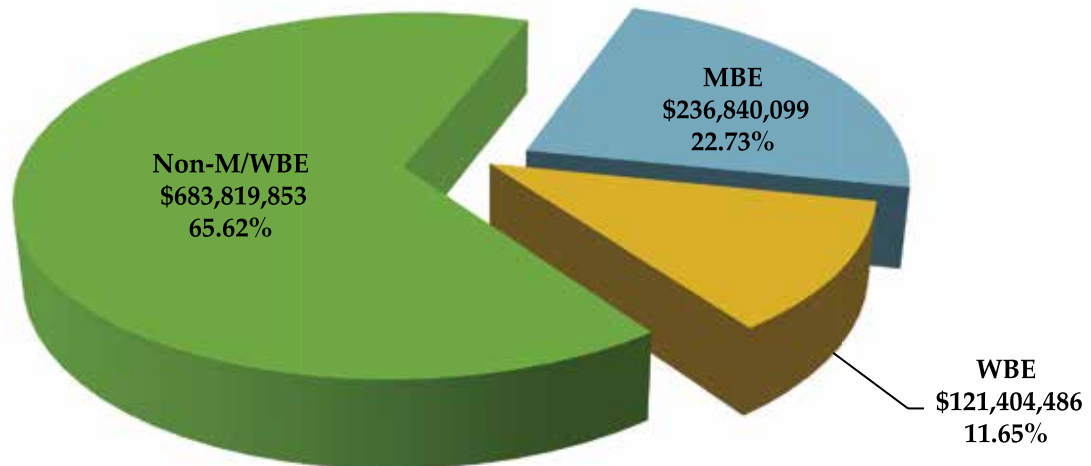
Total Committed: \$16,918,432



2007 Total Combined Projects

Total Awarded: \$1,042,064,438

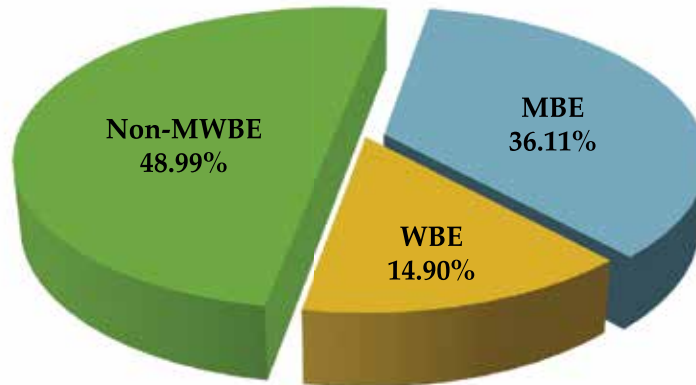
Total Committed: \$358,244,585



Certified Minority/Women Owned Businesses Breakdown by Project Type

Calculations based on numbers reported as of September 30, 2014.

2012 Professional Service Projects*



* Design and Program Management Firms

2012 CMAR Projects*

Project	Awarded CMAR	M/WBE Commitment
Athletic-MAW Pavillion (NF)	Pepper-Lawson Const., L. P.	21%
Bellaire H. S.	Turner Construction Company	20%
Condit M. S.	DivisionOne Const. LLC	30%
Davis High School	H. J. Russell & Company	100%
Debakey H. S.	Tellepsen Builders, L. P.	20%
Delmar Fieldhouse	DivisionOne Const. LLC	30%
Dowling M. S.	Turner Const. Company	20%
Furr H. S.	Comex Corporation	100%
Eastwood Academy	KBR Building Group, LLC	30%
Grady M. S.	DivisionOne Const. LLC	30%
HS for Law Enf. & Crim. Just.	Balfour/3Ci a J. V. (B3Ci)	30%
HSPVA	Cadence McShane Const., LLC	21%
Lamar H. S.	Gilbane Building Company	30%
Lee H. S.	Satterfield & Pontikes Const., Inc.	20%
Mand. Chin. Lang. Immer.	Satterfield & Pontikes Const., Inc.	20%

Project	Awarded CMAR	M/WBE Commitment
Milby H. S.	Tellepsen Builders, L. P.	20%
North Forest H. S.	Balfour/3Ci a J. V. (B3Ci)	35%
NF Early Childhood Center	Drymalla Const. Company, Inc.	20%
N. Houston Early College H. S.	Drymalla Const. Company, Inc.	20%
Parker M. S.	Brae Burn Const. Company, LTD, LLP	25%
Relief Elementary	DivisionOne Construction LLC	30%
Sharpstown H. S.	KBR Building Group, LLC	30%
South Early College H. S.	Drymalla Const. Company, Inc.	20%
Sterling H. S.	Cadence McShane Const., LLC	21%
Waltrip H. S.	Satterfield & Pontikes Const., Inc.	20%
Washington H. S.	KBR Building Group, LLC	30%
Worthing H. S.	Balfour/3Ci a Joint Venture (B3Ci)	40%
Yates H. S.	Turner Construction Company	20%
Young Men's College Prep	KBR Building Group, LLC	30%

*M/WBE Percentage reflects CMAR's commitment. GMP estimate TBD.

School Name	Vendor / Project Type	Vendor Name	Contracted Amount	Payments to Date	First Tier MBE Spend	First Tier WBE Spend	Additional MBE Spend	Additional WBE Spend	Second Tier MBE Spend	Second Tier WBE Spend	Total M/WBE Commitment Amount	Total M/WBE Committed Percentage
HOUSTON ACADEMY FOR INTERNATIONAL STUDIES	Architect	PARRIA DESIGN GROUP, LTD.	\$ 77,721	\$ 77,721	\$ 77,721	\$ -	\$ -	\$ -	\$ -	\$ -	\$ 77,721	100.00%
HOUSTON ACADEMY FOR INTERNATIONAL STUDIES	Other	VARIOUS VENDORS	\$ 1,715,595	\$ 1,715,595	\$ 470,608	\$ 90,670	\$ -	\$ -	\$ -	\$ -	\$ 561,277	32.72%
		Total	\$ 1,793,316	\$ 1,793,316								
ASHFORD ELEMENTARY SCHOOL	Architect	PMP ARCHITECTS	\$ -	\$ -	\$ -	\$ -	\$ -	\$ -	\$ -	\$ 28,374	\$ 28,374	39.93%
ASHFORD ELEMENTARY SCHOOL	CSP Contractor	STATE CONSTRUCTION, L.P.	\$ 572,214	\$ 572,214	\$ -	\$ -	\$ -	\$ -	\$ 708,327	\$ 71,897	\$ 780,224	136.35%
ASHFORD ELEMENTARY SCHOOL	Other	VARIOUS VENDORS	\$ 372,831	\$ 359,151	\$ 106,707	\$ 455	\$ -	\$ -	\$ 5,000	\$ -	\$ 112,162	30.08%
		Total	\$ 1,016,110	\$ 1,002,430								
BENAVIDEZ ELEMENTARY SCHOOL	Architect	PELLUGER ASSOCIATES LP	\$ 156,359	\$ 156,359	\$ -	\$ -	\$ -	\$ -	\$ 68,716	\$ -	\$ 68,716	43.95%
BENAVIDEZ ELEMENTARY SCHOOL	CSP Contractor	PRIME CONTRACTORS INC.	\$ 1,496,014	\$ 1,496,014	\$ -	\$ -	\$ -	\$ -	\$ 351,744	\$ 40,627	\$ 392,301	26.22%
BENAVIDEZ ELEMENTARY SCHOOL	Other	VARIOUS VENDORS	\$ 431,043	\$ 431,043	\$ 254,071	\$ 80,209	\$ -	\$ -	\$ -	\$ 1,421	\$ 335,701	66.06%
		Total	\$ 2,160,556	\$ 2,083,415								
BUSH ELEMENTARY SCHOOL	Architect	PMP ARCHITECTS	\$ 96,369	\$ 96,369	\$ -	\$ -	\$ -	\$ -	\$ -	\$ 45,694	\$ 45,694	47.42%
BUSH ELEMENTARY SCHOOL	CSP Contractor	STATE CONSTRUCTION, L.P.	\$ 614,218	\$ 614,218	\$ -	\$ -	\$ -	\$ -	\$ -	\$ -	\$ -	0.00%
BUSH ELEMENTARY SCHOOL	Other	VARIOUS VENDORS	\$ 726,647	\$ 513,586	\$ 85,309	\$ 455	\$ -	\$ -	\$ -	\$ -	\$ 85,764	11.80%
		Total	\$ 1,437,233	\$ 1,224,173								
CROCKETT ELEMENTARY SCHOOL	Architect	Natex Corporation	\$ 432,498	\$ 432,498	\$ -	\$ -	\$ -	\$ -	\$ -	\$ -	\$ 432,498	100.00%
CROCKETT ELEMENTARY SCHOOL	CMAR	COMEX CORPORATION	\$ 5,829,922	\$ 5,829,922	\$ 220,830	\$ 277,354	\$ -	\$ -	\$ -	\$ -	\$ 5,829,922	100.00%
CROCKETT ELEMENTARY SCHOOL	Other	VARIOUS VENDORS	\$ 1,430,437	\$ 1,430,437	\$ 671,136	\$ 122,623	\$ -	\$ -	\$ -	\$ -	\$ 793,759	55.49%
		Total	\$ 7,692,856	\$ 7,692,856								
DAILY ELEMENTARY SCHOOL	Architect	RUS ARCHITECTS, INC.	\$ 12,964	\$ 12,964	\$ -	\$ 0	\$ -	\$ -	\$ -	\$ -	\$ 12,964	100.00%
DAILY ELEMENTARY SCHOOL	CSP Contractor	DESERT EAGLE, LLC	\$ 116,458	\$ 116,458	\$ -	\$ -	\$ -	\$ -	\$ -	\$ 28,240	\$ 28,240	24.25%
DAILY ELEMENTARY SCHOOL	Other	VARIOUS VENDORS	\$ 101,070	\$ 101,070	\$ 70,497	\$ 7,804	\$ -	\$ -	\$ -	\$ -	\$ 78,301	77.47%
		Total	\$ 230,492	\$ 230,492								
GREGG ELEMENTARY SCHOOL	Architect	HERMES ARCHITECTS, INC.	\$ 853,767	\$ 853,767	\$ -	\$ -	\$ -	\$ -	\$ -	\$ 36,000	\$ 36,000	38.11%
GREGG ELEMENTARY SCHOOL	CMAR	ANSLOW BRYANT CONSTRUCTION, LTD.	\$ 11,438,190	\$ 11,438,190	\$ -	\$ -	\$ -	\$ -	\$ 2,953,259	\$ 741,857	\$ 3,695,116	32.31%
GREGG ELEMENTARY SCHOOL	Other	VARIOUS VENDORS	\$ 4,202,029	\$ 4,202,029	\$ 1,033,484	\$ 418,987	\$ -	\$ -	\$ -	\$ -	\$ 1,452,471	34.57%
		Total	\$ 16,493,986	\$ 16,493,986								
PATTERSON ELEMENTARY SCHOOL	Architect	SUSTATA ASSOCIATES A.L.A., INC.	\$ 1,075,772	\$ 1,075,772	\$ 1,075,772	\$ -	\$ 39,850	\$ 135,615	\$ -	\$ -	\$ 1,075,772	100.00%
PATTERSON ELEMENTARY SCHOOL	CMAR	CADENCE MICHANE CONSTRUCTION CO.	\$ 14,059,876	\$ 14,059,876	\$ -	\$ -	\$ -	\$ -	\$ 3,487,360	\$ 467,709	\$ 3,955,069	28.05%
PATTERSON ELEMENTARY SCHOOL	Other	VARIOUS VENDORS	\$ 3,838,215	\$ 3,838,215	\$ 991,331	\$ 486,320	\$ -	\$ -	\$ -	\$ -	\$ 1,477,650	38.50%
		Total	\$ 19,013,863	\$ 19,013,863								
PINEY POINT ELEMENTARY SCHOOL	Architect	VLK ARCHITECTS	\$ 1,087,926	\$ 1,082,776	\$ -	\$ -	\$ -	\$ -	\$ 168,000	\$ 4,025	\$ 172,025	15.81%
PINEY POINT ELEMENTARY SCHOOL	CMAR	TELLEPSSEN BUILDERS, LP	\$ 15,569,517	\$ 15,569,517	\$ -	\$ -	\$ -	\$ -	\$ 360,761	\$ 1,015,786	\$ 1,376,547	8.84%
PINEY POINT ELEMENTARY SCHOOL	Other	VARIOUS VENDORS	\$ 2,318,823	\$ 2,310,886	\$ 894,607	\$ 377,094	\$ -	\$ -	\$ -	\$ -	\$ 1,271,700	54.84%
		Total	\$ 18,976,265	\$ 18,963,190								
RICE SCHOOL /IA ESCUELA RICE	Architect	VLK ARCHITECTS	\$ 223,150	\$ 223,150	\$ -	\$ -	\$ -	\$ -	\$ 4,500	\$ 48,148	\$ 52,648	23.59%
RICE SCHOOL /IA ESCUELA RICE	CSP Contractor	STATE CONSTRUCTION, L.P.	\$ 1,981,796	\$ 1,981,796	\$ -	\$ -	\$ -	\$ -	\$ 397,371	\$ 254,272	\$ 651,643	32.88%
RICE SCHOOL /IA ESCUELA RICE	Other	VARIOUS VENDORS	\$ 1,576,081	\$ 1,576,081	\$ 261,829	\$ 44,454	\$ -	\$ -	\$ -	\$ -	\$ 306,283	19.43%
		Total	\$ 3,781,027	\$ 3,781,027								
WESTSIDE High School	Architect	VARIOUS ARCHITECTS	\$ 26,173	\$ 26,173	\$ -	\$ -	\$ -	\$ -	\$ 6,000	\$ -	\$ 6,000	22.92%
WESTSIDE High School	Other	VARIOUS VENDORS	\$ 1,812,281	\$ 1,162,622	\$ 384,134	\$ -	\$ -	\$ -	\$ -	\$ -	\$ 384,134	21.20%
		Total	\$ 1,838,454	\$ 1,188,795								
ALMEDA ELEMENTARY SCHOOL	Architect	ARCHI*TECHNICS /3, INC.	\$ 838,021	\$ 838,021	\$ -	\$ -	\$ -	\$ -	\$ -	\$ -	\$ 838,021	100.00%
ALMEDA ELEMENTARY SCHOOL	CMAR	SATTERFIELD & PONTIFEX CONST.	\$ 12,287,698	\$ 12,276,023	\$ -	\$ -	\$ -	\$ -	\$ 6,492,499	\$ 287,871	\$ 6,780,370	55.18%
ALMEDA ELEMENTARY SCHOOL	Other	VARIOUS VENDORS	\$ 5,015,364	\$ 5,015,156	\$ 1,035,434	\$ 322,573	\$ -	\$ -	\$ -	\$ -	\$ 1,358,007	27.08%
		Total	\$ 18,141,082	\$ 18,129,200								
ANDERSON ELEMENTARY	Architect	SHW GROUP, INC.	\$ 159,094	\$ 159,094	\$ -	\$ -	\$ -	\$ -	\$ -	\$ -	\$ 159,094	30.57%
ANDERSON ELEMENTARY	CSP Contractor	STATE CONSTRUCTION, L.P.	\$ 2,673,021	\$ 2,673,021	\$ -	\$ -	\$ -	\$ -	\$ 2,251,510	\$ 158,295	\$ 2,409,805	90.15%
ANDERSON ELEMENTARY	Other	VARIOUS VENDORS	\$ 520,735	\$ 276,699	\$ 85,969	\$ 48,016	\$ -	\$ -	\$ -	\$ -	\$ 133,985	25.73%
		Total	\$ 3,352,850	\$ 3,108,814								
ASKEW ELEMENTARY SCHOOL	Architect	PMP ARCHITECTS	\$ 156,964	\$ 156,964	\$ -	\$ -	\$ -	\$ -	\$ -	\$ 34,209	\$ 34,209	21.79%
ASKEW ELEMENTARY SCHOOL	CSP Contractor	HORIZON INTERNATIONAL GROUP	\$ 1,670,042	\$ 1,670,042	\$ 1,670,042	\$ 43,971	\$ 195,301	\$ 43,971	\$ -	\$ -	\$ 1,670,042	100.00%
ASKEW ELEMENTARY SCHOOL	Other	VARIOUS VENDORS	\$ 255,696	\$ 255,625	\$ 139,430	\$ 31,990	\$ -	\$ -	\$ -	\$ 34,209	\$ 205,629	27.21%
		Total	\$ 2,582,703	\$ 2,582,331								
BARICK ELEMENTARY SCHOOL	Architect	PBX ARCHITECTS	\$ 236,817	\$ 236,817	\$ -	\$ -	\$ -	\$ -	\$ -	\$ 37,779	\$ 37,779	15.70%
BARICK ELEMENTARY SCHOOL	CSP Contractor	PRIME CONTRACTORS INC.	\$ 3,557,591	\$ 3,557,591	\$ -	\$ -	\$ -	\$ -	\$ -	\$ -	\$ -	0.00%
BARICK ELEMENTARY SCHOOL	Other	VARIOUS VENDORS	\$ 759,216	\$ 731,386	\$ 226,386	\$ 176,397	\$ 3,300	\$ -	\$ -	\$ -	\$ 402,784	53.05%
		Total	\$ 4,553,624	\$ 4,525,794								
BELLFORT EARLY CHILDHOOD CENTER	Architect	JOHN KIRKEY ASSOCIATES INC.	\$ 259,585	\$ 259,585	\$ -	\$ -	\$ -	\$ -	\$ 97,350	\$ -	\$ 97,350	37.50%
BELLFORT EARLY CHILDHOOD CENTER	CSP Contractor	DRYMALLA CONSTRUCTION CO.	\$ 3,099,537	\$ 3,077,166	\$ -	\$ -	\$ -	\$ -	\$ -	\$ -	\$ -	0.00%
BELLFORT EARLY CHILDHOOD CENTER	Other	VARIOUS VENDORS	\$ 897,992	\$ 897,992	\$ 152,208	\$ 44,336	\$ -	\$ -	\$ -	\$ -	\$ 196,544	21.89%
		Total	\$ 4,257,114	\$ 4,234,743								
BENBROOK ELEMENTARY SCHOOL	Architect	GBB ARCHITECTS	\$ 139,349	\$ 139,349	\$ 139,349	\$ -	\$ 4,000	\$ -	\$ -	\$ -	\$ 139,349	100.00%
BENBROOK ELEMENTARY SCHOOL	CSP Contractor	DRYMALLA CONSTRUCTION CO.	\$ 2,108,418	\$ 2,108,418	\$ -	\$ -	\$ -	\$ -	\$ 2,168,127	\$ 347,019	\$ 2,515,146	119.29%
BENBROOK ELEMENTARY SCHOOL	Other	VARIOUS VENDORS	\$ 582,903	\$ 399,106	\$ 200,980	\$ 54,043	\$ -	\$ -	\$ -	\$ -	\$ 255,022	43.75%
		Total	\$ 2,830,670	\$ 2,647,172								
BERRY ELEMENTARY SCHOOL	Architect	GENSLER	\$ 878,879	\$ 878,879	\$ -	\$ -	\$ -	\$ -	\$ 264,500	\$ 32,528	\$ 297,028	33.80%
BERRY ELEMENTARY SCHOOL	CMAR	GAMMA CONSTRUCTION COMPANY INC.	\$ 11,769,161	\$ 11,769,161	\$ -	\$ -	\$ -	\$ -	\$ 88,319	\$ 121,200	\$ 209,519	1.78%
BERRY ELEMENTARY SCHOOL	Other	VARIOUS VENDORS	\$ 2,197,555	\$ 2,195,231	\$ 766,761	\$ 284,246	\$ -	\$ -	\$ -	\$ -	\$ 1,051,007	47.83%
		Total	\$ 14,845,596	\$ 14,843,272								

School Name	Vendor / Project Type	Vendor Name	Contracted Amount	Payments to Date	First Tier MBE Spend	First Tier WBE Spend	Additional MBE Spend	Additional WBE Spend	Second Tier MBE Spend	Second Tier WBE Spend	Total M/WBE Commitment Amount	Total M/WBE Committed Percentage
BURBANK MIDDLE SCHOOL	Architect	JOHN KIRKEY ASSOCIATES INC.	\$ 753,777	\$ 753,777	\$ -	\$ -	\$ -	\$ -	\$ 303,000	\$ 47,500	\$ 350,500	46.50%
BURBANK MIDDLE SCHOOL	CSP Contractor	GAMMA CONSTRUCTION COMPANY INC.	\$ 10,297,741	\$ 10,297,741	\$ -	\$ -	\$ -	\$ -	\$ 4,493,230	\$ 10,047	\$ 4,503,277	43.75%
BURBANK MIDDLE SCHOOL	Other	VARIOUS VENDORS	\$ 2,263,595	\$ 2,207,745	\$ 502,722	\$ 282,774	\$ -	\$ -	\$ 8,332	\$ 1,917	\$ 795,745	35.15%
	Total		\$ 13,310,113	\$ 13,254,263								
CLIFTON MIDDLE SCHOOL	Architect	CFEB ARCHITECTS	\$ 434,471	\$ 434,471	\$ -	\$ -	\$ 5,000	\$ 2,700	\$ -	\$ -	\$ 434,471	100.00%
CLIFTON MIDDLE SCHOOL	CSP Contractor	DRYMALLA CONSTRUCTION CO.	\$ 5,847,042	\$ 5,847,042	\$ -	\$ -	\$ -	\$ -	\$ -	\$ -	\$ -	0.00%
CLIFTON MIDDLE SCHOOL	Other	VARIOUS VENDORS	\$ 1,680,736	\$ 1,677,674	\$ 689,719	\$ 376,398	\$ -	\$ -	\$ -	\$ -	\$ 1,066,117	63.43%
	Total		\$ 7,962,309	\$ 7,959,187								
CUNNINGHAM ELEMENTARY SCHOOL	Architect	PAGE SOUTHERLAND PAGE	\$ 600,456	\$ 600,456	\$ -	\$ -	\$ -	\$ -	\$ 72,738	\$ 19,660	\$ 92,398	15.39%
CUNNINGHAM ELEMENTARY SCHOOL	CMAR	DRYMALLA CONSTRUCTION CO.	\$ 12,608,934	\$ 12,608,934	\$ -	\$ -	\$ -	\$ -	\$ 2,643,313	\$ 1,565,783	\$ 4,209,096	33.38%
CUNNINGHAM ELEMENTARY SCHOOL	Other	VARIOUS VENDORS	\$ 2,745,302	\$ 2,743,700	\$ 822,387	\$ 398,045	\$ -	\$ -	\$ -	\$ -	\$ 1,220,432	44.46%
	Total		\$ 15,954,692	\$ 15,953,090								
DAVIS HIGH SCHOOL	Architect	PDG, INC.	\$ 327,057	\$ 327,057	\$ -	\$ -	\$ -	\$ -	\$ -	\$ -	\$ 67,841	20.74%
DAVIS HIGH SCHOOL	CSP Contractor	STATE CONSTRUCTION, L.P.	\$ 3,894,100	\$ 3,894,100	\$ -	\$ -	\$ -	\$ -	\$ 1,773,563	\$ 418,846	\$ 2,192,409	56.30%
DAVIS HIGH SCHOOL	Other	VARIOUS VENDORS	\$ 662,852	\$ 662,852	\$ 96,343	\$ 50,272	\$ -	\$ -	\$ -	\$ -	\$ 146,615	22.12%
	Total		\$ 4,884,009	\$ 4,884,009								
DEANDA ELEMENTARY SCHOOL	Architect	PROZIGN ARCHITECTS INC.	\$ 623,178	\$ 623,178	\$ -	\$ -	\$ -	\$ -	\$ 138,570	\$ 16,688	\$ 155,258	24.91%
DEANDA ELEMENTARY SCHOOL	CMAR	TURNER CONSTRUCTION COMPANY	\$ 441,635	\$ -	\$ -	\$ -	\$ -	\$ -	\$ 774,213	\$ -	\$ 774,213	175.31%
DEANDA ELEMENTARY SCHOOL	Other	VARIOUS VENDORS	\$ 14,245,942	\$ 14,245,942	\$ 579,795	\$ 311,216	\$ -	\$ -	\$ -	\$ -	\$ 891,011	6.21%
	Total		\$ 15,410,755	\$ 179,355,560								
DECHAUMES ELEMENTARY SCHOOL	Architect	ARCTEC ASSOCIATES, INC.	\$ 842,962	\$ 842,962	\$ -	\$ -	\$ 50,576	\$ 155,100	\$ -	\$ -	\$ 842,962	100.00%
DECHAUMES ELEMENTARY SCHOOL	CMAR	DUROTECH, LP	\$ 12,547,494	\$ 12,547,494	\$ -	\$ -	\$ -	\$ -	\$ -	\$ -	\$ -	0.00%
DECHAUMES ELEMENTARY SCHOOL	Other	VARIOUS VENDORS	\$ 4,589,268	\$ 4,589,268	\$ 1,101,736	\$ 322,819	\$ -	\$ -	\$ -	\$ -	\$ 1,424,555	31.04%
	Total		\$ 17,979,723	\$ 17,979,723								
EMERSON ELEMENTARY SCHOOL	Other	VARIOUS VENDORS	\$ 213,581	\$ 194,770	\$ 203,651	\$ 455	\$ -	\$ -	\$ -	\$ -	\$ 204,106	95.56%
	Total		\$ 213,581	\$ 194,770								
FIELD ELEMENTARY SCHOOL	Architect	HILL & SWART ARCHITECTS, INC.	\$ 53,123	\$ 53,123	\$ -	\$ -	\$ -	\$ -	\$ -	\$ -	\$ 53,123	100.00%
FIELD ELEMENTARY SCHOOL	CSP Contractor	STATE CONSTRUCTION, L.P.	\$ 457,162	\$ 457,162	\$ -	\$ -	\$ -	\$ -	\$ 237,992	\$ 85,940	\$ 322,932	70.86%
FIELD ELEMENTARY SCHOOL	Other	VARIOUS VENDORS	\$ 133,560	\$ 133,560	\$ 55,645	\$ 13,176	\$ -	\$ -	\$ -	\$ -	\$ 68,821	51.53%
	Total		\$ 643,845	\$ 643,845								
FIERSTER ELEMENTARY SCHOOL	Architect	HERMES ARCHITECTS, INC.	\$ 234,270	\$ 234,270	\$ -	\$ -	\$ -	\$ -	\$ -	\$ -	\$ -	0.00%
FIERSTER ELEMENTARY SCHOOL	CSP Contractor	PRIME CONTRACTORS INC.	\$ 2,755,731	\$ 2,755,731	\$ -	\$ -	\$ -	\$ -	\$ 1,744,526	\$ 21,600	\$ 1,766,126	64.09%
FIERSTER ELEMENTARY SCHOOL	Other	VARIOUS VENDORS	\$ 720,834	\$ 703,676	\$ 110,525	\$ 164,585	\$ -	\$ -	\$ -	\$ -	\$ 275,111	38.17%
	Total		\$ 3,710,835	\$ 3,693,677								
FONDREN MIDDLE SCHOOL	Architect	SHAW GROUP, INC.	\$ 131,097	\$ 131,097	\$ -	\$ -	\$ -	\$ -	\$ 47,060	\$ 47,060	\$ 94,120	35.90%
FONDREN MIDDLE SCHOOL	CSP Contractor	STATE CONSTRUCTION, L.P.	\$ 1,502,374	\$ 1,502,374	\$ -	\$ -	\$ -	\$ -	\$ 626,396	\$ 71,100	\$ 697,496	46.56%
FONDREN MIDDLE SCHOOL	Other	VARIOUS VENDORS	\$ 393,144	\$ 391,167	\$ 154,110	\$ 93,702	\$ -	\$ -	\$ -	\$ -	\$ 247,813	63.03%
	Total		\$ 2,026,614	\$ 2,024,637								
FONVILLE MIDDLE SCHOOL	Architect	PKR ARCHITECT'S	\$ 564,282	\$ 564,282	\$ -	\$ -	\$ -	\$ -	\$ 109,025	\$ -	\$ 109,025	19.32%
FONVILLE MIDDLE SCHOOL	CSP Contractor	PRIME CONTRACTORS INC.	\$ 6,767,433	\$ 6,767,433	\$ -	\$ -	\$ -	\$ -	\$ 3,071,810	\$ 122,183	\$ 3,193,993	47.20%
FONVILLE MIDDLE SCHOOL	Other	VARIOUS VENDORS	\$ 1,558,231	\$ 1,558,231	\$ 371,750	\$ 163,170	\$ -	\$ -	\$ 11,198	\$ 2,200	\$ 548,318	35.19%
	Total		\$ 8,889,946	\$ 8,889,946								
FROST ELEMENTARY SCHOOL	Architect	RDC ARCHITECTS	\$ 875,044	\$ 875,044	\$ -	\$ -	\$ 325,000	\$ 23,750	\$ -	\$ -	\$ 875,044	100.00%
FROST ELEMENTARY SCHOOL	CMAR	CADENCE MCHANE CONSTRUCTION CO.	\$ 12,337,867	\$ 12,337,867	\$ -	\$ -	\$ -	\$ -	\$ 2,993,217	\$ 364,618	\$ 3,357,836	27.22%
FROST ELEMENTARY SCHOOL	Other	VARIOUS VENDORS	\$ 1,747,955	\$ 1,739,032	\$ 734,959	\$ 307,358	\$ -	\$ -	\$ -	\$ -	\$ 1,042,317	59.63%
	Total		\$ 14,960,866	\$ 14,951,943								
GRADY MIDDLE SCHOOL	Architect	GENSLER	\$ 701,614	\$ 697,954	\$ -	\$ -	\$ -	\$ -	\$ 164,765	\$ 12,000	\$ 176,765	25.19%
GRADY MIDDLE SCHOOL	CMAR	SATTFELDFELD & PONTIKES CONST.	\$ 9,653,001	\$ 9,653,001	\$ -	\$ -	\$ -	\$ -	\$ 1,711,922	\$ 488,853	\$ 2,200,775	22.80%
GRADY MIDDLE SCHOOL	Other	VARIOUS VENDORS	\$ 2,354,868	\$ 2,345,368	\$ 1,046,903	\$ 208,913	\$ 177,949	\$ -	\$ -	\$ -	\$ 1,255,816	53.33%
	Total		\$ 12,709,482	\$ 12,696,322								
HENRY MIDDLE SCHOOL	Architect	PKR ARCHITECT'S	\$ 106,441	\$ 106,441	\$ -	\$ -	\$ -	\$ -	\$ 15,458	\$ -	\$ 15,458	14.52%
HENRY MIDDLE SCHOOL	CSP Contractor	PRIME CONTRACTORS INC.	\$ 1,735,068	\$ 1,735,068	\$ -	\$ -	\$ -	\$ -	\$ -	\$ -	\$ -	0.00%
HENRY MIDDLE SCHOOL	Other	VARIOUS VENDORS	\$ 246,869	\$ 246,869	\$ 106,036	\$ 761	\$ -	\$ -	\$ -	\$ 1,805	\$ 108,602	43.99%
	Total		\$ 2,088,378	\$ 2,088,378								
HEROD ELEMENTARY SCHOOL	Architect	JOHN KIRKEY ASSOCIATES INC.	\$ 909,745	\$ 909,745	\$ -	\$ -	\$ -	\$ -	\$ 26,325	\$ 161,210	\$ 187,535	20.61%
HEROD ELEMENTARY SCHOOL	CMAR	ARISLOW BRYANT CONSTRUCTION, LTD.	\$ 12,116,104	\$ 12,118,104	\$ -	\$ -	\$ -	\$ -	\$ 2,352,486	\$ 226,562	\$ 2,579,048	21.28%
HEROD ELEMENTARY SCHOOL	Other	VARIOUS VENDORS	\$ 2,464,097	\$ 2,464,097	\$ 821,861	\$ 393,392	\$ -	\$ -	\$ -	\$ -	\$ 1,215,253	49.32%
	Total		\$ 15,491,945	\$ 15,491,945								
HORN ELEMENTARY SCHOOL	Architect	ENGLISH + ASSOCIATES ARCHITECTS, IN	\$ 912,945	\$ 898,985	\$ -	\$ -	\$ -	\$ -	\$ -	\$ -	\$ -	0.00%
HORN ELEMENTARY SCHOOL	CMAR	DRYMALLA CONSTRUCTION CO.	\$ 12,299,771	\$ 12,299,771	\$ -	\$ -	\$ -	\$ -	\$ 261,916	\$ 1,779,732	\$ 2,041,648	16.60%
HORN ELEMENTARY SCHOOL	Other	VARIOUS VENDORS	\$ 1,879,940	\$ 1,872,352	\$ 748,582	\$ 313,079	\$ -	\$ -	\$ -	\$ -	\$ 1,061,661	56.47%
	Total		\$ 15,092,657	\$ 15,071,109								
JONES HIGH SCHOOL	Architect	STOL INTERNATIONAL ARCHITECTS, INC.	\$ 247,749	\$ 247,749	\$ -	\$ -	\$ 33,950	\$ -	\$ -	\$ -	\$ 247,749	100.00%
JONES HIGH SCHOOL	CSP Contractor	PRIME CONTRACTORS INC.	\$ 3,165,192	\$ 3,165,192	\$ -	\$ -	\$ -	\$ -	\$ -	\$ -	\$ -	0.00%
JONES HIGH SCHOOL	Other	VARIOUS VENDORS	\$ 1,536,697	\$ 1,530,364	\$ 84,260	\$ 95,791	\$ -	\$ -	\$ -	\$ -	\$ 180,051	11.72%
	Total		\$ 4,949,639	\$ 4,943,306								
KASHMERE HIGH SCHOOL	Architect	SMITH & COMPANY ARCHITECTS, INC.	\$ 176,363	\$ 135,342	\$ -	\$ -	\$ -	\$ -	\$ -	\$ -	\$ -	0.00%
KASHMERE HIGH SCHOOL	CSP Contractor	COMEX CORPORATION	\$ 1,292,489	\$ 1,292,489	\$ 1,292,489	\$ 24,080	\$ -	\$ -	\$ -	\$ -	\$ 1,292,489	100.00%
KASHMERE HIGH SCHOOL	Other	VARIOUS VENDORS	\$ 1,031,633	\$ 1,031,633	\$ 157,214	\$ 101,795	\$ 2,787	\$ -	\$ -	\$ -	\$ 259,008	25.11%
	Total		\$ 2,500,485	\$ 2,459,665								

BUSINESS ASSISTANCE (M/WBE)

2007 BOND REPORT

School Name	Vendor / Project Type	Vendor Name	Contracted Amount	Payments to Date	First Tier MBE Spend	First Tier WBE Spend	Additional MBE Spend	Additional WBE Spend	Second Tier MBE Spend	Second Tier WBE Spend	Total M/WBE Committed Amount	Total M/WBE Committed Percentage
KELSO ELEMENTARY SCHOOL	Architect	SMITH & COMPANY ARCHITECTS, INC.	\$ 57,391	\$ 56,666	\$ 57,391	\$ -	\$ 18,134	\$ -	\$ -	\$ -	\$ 57,391	100.00%
KELSO ELEMENTARY SCHOOL	CSP Contractor	DT CONSTRUCTION	\$ 704,745	\$ 704,745	\$ -	\$ -	\$ -	\$ -	\$ 266,126	\$ 626,932	\$ 891,058	126.72%
KELSO ELEMENTARY SCHOOL	Other	VARIOUS VENDORS	\$ 271,518	\$ 271,518	\$ 152,318	\$ 16,906	\$ -	\$ -	\$ -	\$ -	\$ 169,224	62.33%
	Total		\$ 1,033,654	\$ 1,032,729								
LANIER MIDDLE SCHOOL	Architect	Nutrex Corporation	\$ 98,718	\$ 98,718	\$ -	\$ 98,718	\$ -	\$ -	\$ -	\$ -	\$ 98,718	100.00%
LANIER MIDDLE SCHOOL	CSP Contractor	PRIME CONTRACTORS INC.	\$ 1,059,791	\$ 1,059,791	\$ -	\$ -	\$ -	\$ -	\$ 175,983	\$ 537,145	\$ 713,128	67.29%
LANIER MIDDLE SCHOOL	Other	VARIOUS VENDORS	\$ 411,086	\$ 411,086	\$ 108,708	\$ 25,854	\$ -	\$ -	\$ -	\$ -	\$ 134,562	32.73%
	Total		\$ 1,569,595	\$ 1,569,595								
LEE HIGH SCHOOL	Architect	SMITH & COMPANY ARCHITECTS, INC.	\$ 172,227	\$ 167,088	\$ 172,227	\$ -	\$ 73,757	\$ -	\$ -	\$ -	\$ 172,227	100.00%
LEE HIGH SCHOOL	CSP Contractor	CADENCE MCSPAN CONSTRUCTION CO.	\$ 1,055,286	\$ 1,055,286	\$ -	\$ -	\$ -	\$ -	\$ 392,836	\$ -	\$ 392,836	37.23%
LEE HIGH SCHOOL	Other	VARIOUS VENDORS	\$ 1,442,658	\$ 1,440,155	\$ 231,399	\$ 126,234	\$ -	\$ -	\$ -	\$ 780	\$ 358,413	24.84%
	Total		\$ 2,667,168	\$ 2,662,848								
LEWIS ELEMENTARY SCHOOL	Architect	MOLINA WALKER ARCHITECTS, INC.	\$ 1,101,510	\$ 1,101,510	\$ -	\$ 1,101,510	\$ -	\$ 26,800	\$ -	\$ -	\$ 1,101,510	100.00%
LEWIS ELEMENTARY SCHOOL	CVAR	DRYWALLA CONSTRUCTION CO.	\$ 13,529,543	\$ 13,529,543	\$ -	\$ -	\$ -	\$ -	\$ 3,423,380	\$ 1,000,408	\$ 4,423,788	32.70%
LEWIS ELEMENTARY SCHOOL	Other	VARIOUS VENDORS	\$ 8,189,015	\$ 8,188,228	\$ 1,119,348	\$ 633,854	\$ -	\$ -	\$ -	\$ -	\$ 1,753,201	21.41%
	Total		\$ 22,817,068	\$ 22,814,681								
LONG MIDDLE SCHOOL	Architect	VLK ARCHITECTS	\$ 584,835	\$ 584,835	\$ -	\$ -	\$ -	\$ -	\$ 2,900	\$ -	\$ 2,900	0.50%
LONG MIDDLE SCHOOL	CSP Contractor	FORT BEND MECHANICAL LTD.	\$ 6,714,309	\$ 6,680,207	\$ -	\$ -	\$ -	\$ -	\$ 1,842,734	\$ 135,770	\$ 1,978,504	29.47%
LONG MIDDLE SCHOOL	Other	VARIOUS VENDORS	\$ 2,445,592	\$ 2,392,773	\$ 664,245	\$ 373,884	\$ 60,750	\$ -	\$ -	\$ -	\$ 1,036,129	42.45%
	Total		\$ 9,744,686	\$ 9,657,745								
LOVE ELEMENTARY SCHOOL	Architect	Nutrex Corporation	\$ 51,675	\$ 51,675	\$ -	\$ 51,675	\$ -	\$ -	\$ -	\$ -	\$ 51,675	100.00%
LOVE ELEMENTARY SCHOOL	CSP Contractor	PRIME CONTRACTORS INC.	\$ 694,585	\$ 694,585	\$ -	\$ -	\$ -	\$ -	\$ -	\$ -	\$ -	0.00%
LOVE ELEMENTARY SCHOOL	Other	VARIOUS VENDORS	\$ 131,782	\$ 131,782	\$ 67,293	\$ 15,502	\$ -	\$ -	\$ -	\$ -	\$ 82,795	62.83%
	Total		\$ 878,042	\$ 878,042								
LOVETT ELEMENTARY SCHOOL	Architect	PGAL	\$ 957,975	\$ 957,975	\$ -	\$ -	\$ -	\$ -	\$ 221,460	\$ 141,750	\$ 363,210	37.91%
LOVETT ELEMENTARY SCHOOL	CVAR	DRYWALLA CONSTRUCTION CO.	\$ 12,477,824	\$ 12,477,824	\$ -	\$ -	\$ -	\$ -	\$ 1,498,469	\$ 183,483	\$ 1,681,952	13.48%
LOVETT ELEMENTARY SCHOOL	Other	VARIOUS VENDORS	\$ 2,847,500	\$ 2,845,388	\$ 797,937	\$ 325,939	\$ -	\$ -	\$ -	\$ -	\$ 1,123,876	39.47%
	Total		\$ 16,283,303	\$ 16,281,186								
MARSHALL MIDDLE SCHOOL	Architect	PDG, INC.	\$ 288,437	\$ 288,437	\$ -	\$ -	\$ -	\$ -	\$ -	\$ -	\$ -	0.00%
MARSHALL MIDDLE SCHOOL	CSP Contractor	STATE CONSTRUCTION, L.P.	\$ 3,071,311	\$ 3,071,311	\$ -	\$ -	\$ -	\$ -	\$ 1,682,413	\$ 418,846	\$ 2,101,259	68.42%
MARSHALL MIDDLE SCHOOL	Other	VARIOUS VENDORS	\$ 1,859,876	\$ 1,859,876	\$ 283,751	\$ 121,998	\$ 600	\$ -	\$ -	\$ -	\$ 405,748	21.76%
	Total		\$ 5,224,184	\$ 5,219,624								
MARTINEZ, C. ELEMENTARY SCHOOL	Architect	PDG, INC.	\$ 127,145	\$ 127,145	\$ -	\$ -	\$ -	\$ -	\$ 43,403	\$ -	\$ 43,403	34.14%
MARTINEZ, C. ELEMENTARY SCHOOL	CSP Contractor	STATE CONSTRUCTION, L.P.	\$ 1,710,066	\$ 1,710,066	\$ -	\$ -	\$ -	\$ -	\$ -	\$ -	\$ -	0.00%
MARTINEZ, C. ELEMENTARY SCHOOL	Other	VARIOUS VENDORS	\$ 682,612	\$ 682,612	\$ 116,828	\$ 40,381	\$ -	\$ -	\$ -	\$ -	\$ 157,210	23.03%
	Total		\$ 2,519,823	\$ 2,519,823								
MCMAMARA ELEMENTARY SCHOOL	Architect	PDG, INC.	\$ 148,674	\$ 148,674	\$ -	\$ -	\$ -	\$ -	\$ -	\$ 40,314	\$ 40,314	27.12%
MCMAMARA ELEMENTARY SCHOOL	CSP Contractor	FORT BEND MECHANICAL LTD.	\$ 1,542,905	\$ 1,542,905	\$ -	\$ -	\$ -	\$ -	\$ 325,591	\$ 324,115	\$ 649,706	42.11%
MCMAMARA ELEMENTARY SCHOOL	Other	VARIOUS VENDORS	\$ 381,227	\$ 381,227	\$ 93,281	\$ 48,673	\$ -	\$ -	\$ -	\$ -	\$ 141,954	37.24%
	Total		\$ 2,072,806	\$ 2,072,806								
MEMORIAL ELEMENTARY SCHOOL	Architect	HILL & SWART ARCHITECTS, INC.	\$ 56,336	\$ 56,336	\$ -	\$ -	\$ -	\$ -	\$ -	\$ -	\$ 56,336	100.00%
MEMORIAL ELEMENTARY SCHOOL	CSP Contractor	STATE CONSTRUCTION, L.P.	\$ 615,577	\$ 615,577	\$ -	\$ -	\$ -	\$ -	\$ -	\$ -	\$ -	0.00%
MEMORIAL ELEMENTARY SCHOOL	Other	VARIOUS VENDORS	\$ 110,959	\$ 110,959	\$ 51,102	\$ 12,285	\$ -	\$ -	\$ -	\$ -	\$ 63,387	57.13%
	Total		\$ 782,873	\$ 782,873								
MIUNE ELEMENTARY SCHOOL	Architect	SHW GROUP, INC.	\$ 181,089	\$ 181,089	\$ -	\$ -	\$ -	\$ -	\$ 10,000	\$ 69,112	\$ 79,112	43.69%
MIUNE ELEMENTARY SCHOOL	CSP Contractor	STATE CONSTRUCTION, L.P.	\$ 2,084,936	\$ 2,084,936	\$ -	\$ -	\$ -	\$ -	\$ 625,396	\$ -	\$ 625,396	30.14%
MIUNE ELEMENTARY SCHOOL	Other	VARIOUS VENDORS	\$ 321,192	\$ 326,514	\$ 89,673	\$ 56,905	\$ -	\$ -	\$ -	\$ -	\$ 146,578	45.64%
	Total		\$ 2,587,217	\$ 2,492,539								
NORTHUNE ELEMENTARY SCHOOL	Architect	SHW GROUP, INC.	\$ 217,537	\$ 217,537	\$ -	\$ -	\$ -	\$ -	\$ 31,123	\$ 93,950	\$ 125,073	57.50%
NORTHUNE ELEMENTARY SCHOOL	CSP Contractor	DT CONSTRUCTION	\$ 2,741,789	\$ 2,741,789	\$ -	\$ -	\$ -	\$ -	\$ 679,569	\$ 208,995	\$ 888,564	32.41%
NORTHUNE ELEMENTARY SCHOOL	Other	VARIOUS VENDORS	\$ 617,452	\$ 617,452	\$ 146,665	\$ 101,457	\$ 4,840	\$ -	\$ -	\$ -	\$ 248,122	40.18%
	Total		\$ 3,576,778	\$ 3,576,778								
OSBORNE ELEMENTARY SCHOOL	Architect	PGAL	\$ 222,228	\$ 222,228	\$ -	\$ -	\$ -	\$ -	\$ 98,000	\$ -	\$ 98,000	44.10%
OSBORNE ELEMENTARY SCHOOL	CSP Contractor	PRIME CONTRACTORS INC.	\$ 2,985,268	\$ 2,985,268	\$ -	\$ -	\$ -	\$ -	\$ 11,708,203	\$ -	\$ 11,708,203	392.20%
OSBORNE ELEMENTARY SCHOOL	Other	VARIOUS VENDORS	\$ 823,335	\$ 823,335	\$ 179,091	\$ 98,136	\$ 1,551	\$ -	\$ -	\$ -	\$ 277,227	33.43%
	Total		\$ 4,030,676	\$ 4,030,676								
PECK ELEMENTARY SCHOOL	Architect	TAFET ARCHITECTS	\$ 634,106	\$ 634,106	\$ -	\$ -	\$ -	\$ -	\$ 85,000	\$ -	\$ 85,000	13.40%
PECK ELEMENTARY SCHOOL	CVAR	TURNER CONSTRUCTION COMPANY	\$ 204,935	\$ 175,558	\$ -	\$ -	\$ -	\$ -	\$ 718,608	\$ -	\$ 718,608	350.65%
PECK ELEMENTARY SCHOOL	Other	VARIOUS VENDORS	\$ 16,362,975	\$ 16,324,975	\$ 670,380	\$ 355,621	\$ -	\$ -	\$ -	\$ -	\$ 1,026,001	6.27%
	Total		\$ 17,202,016	\$ 17,134,639								
POE ELEMENTARY SCHOOL	Architect	Nutrex Corporation	\$ 116,027	\$ 116,027	\$ -	\$ 116,027	\$ -	\$ -	\$ -	\$ -	\$ 116,027	100.00%
POE ELEMENTARY SCHOOL	CSP Contractor	PRIME CONTRACTORS INC.	\$ 1,631,973	\$ 1,631,973	\$ -	\$ -	\$ -	\$ -	\$ -	\$ -	\$ -	0.00%
POE ELEMENTARY SCHOOL	Other	VARIOUS VENDORS	\$ 104,143	\$ 104,143	\$ 50,824	\$ 15,948	\$ -	\$ -	\$ -	\$ -	\$ 66,772	64.12%
	Total		\$ 1,852,143	\$ 1,852,143								
ROOSEVELT ELEMENTARY SCHOOL	Architect	RWS ARCHITECTS, INC.	\$ 637,720	\$ 637,720	\$ -	\$ 637,720	\$ -	\$ 181,285	\$ -	\$ -	\$ 637,720	100.00%
ROOSEVELT ELEMENTARY SCHOOL	CVAR	GAMMA CONSTRUCTION COMPANY INC.	\$ 12,961,431	\$ 12,961,431	\$ -	\$ -	\$ -	\$ -	\$ 1,107,311	\$ 6,500	\$ 1,113,811	8.59%
ROOSEVELT ELEMENTARY SCHOOL	Other	VARIOUS VENDORS	\$ 2,199,906	\$ 2,161,871	\$ 757,855	\$ 291,551	\$ -	\$ -	\$ -	\$ -	\$ 1,049,405	47.70%
	Total		\$ 15,799,057	\$ 15,761,022								
SHADOWBRIAR ELEMENTARY SCHOOL	Architect	PMP ARCHITECTS	\$ 116,269	\$ 116,269	\$ -	\$ -	\$ -	\$ -	\$ -	\$ 43,913	\$ 43,913	37.77%
SHADOWBRIAR ELEMENTARY SCHOOL	CSP Contractor	HORIZON INTERNATIONAL GROUP	\$ 1,498,950	\$ 1,498,950	\$ 1,498,950	\$ 144,561	\$ -	\$ -	\$ -	\$ -	\$ 1,498,950	100.00%
SHADOWBRIAR ELEMENTARY SCHOOL	Other	VARIOUS VENDORS	\$ 299,171	\$ 179,729	\$ 13,882	\$ 13,882	\$ -	\$ -	\$ -	\$ -	\$ 193,611	64.72%
	Total		\$ 1,914,389	\$ 1,914,389								

BUSINESS ASSISTANCE (M/WBE)

2007 BOND REPORT

School Name	Vendor / Project Type	Vendor Name	Contracted Amount	Payments to Date	First Tier MBE Spend	First Tier WBE Spend	Additional MBE Spend	Additional WBE Spend	Second Tier MBE Spend	Second Tier WBE Spend	Total M/WBE Commitment Amount	Total M/WBE Committed Percentage
VALLEY WEST ELEMENTARY SCHOOL	Architect	PMP ARCHITECTS	\$ 407,100	\$ 407,100	\$ -	\$ -	\$ -	\$ -	\$ -	\$ -	\$ -	0.00%
VALLEY WEST ELEMENTARY SCHOOL	CMAR	SAFTERFIELD & PONTIKES CONST.	\$ 5,461,425	\$ 5,461,425	\$ -	\$ -	\$ -	\$ -	\$ 4,475,374	\$ -	\$ 4,475,374	81.95%
VALLEY WEST ELEMENTARY SCHOOL	Other	VARIOUS VENDORS	\$ 2,509,410	\$ 2,352,818	\$ 493,494	\$ 217,880	\$ -	\$ -	\$ -	\$ -	\$ 711,374	28.35%
		Total	\$ 8,377,934	\$ 8,221,343								
WELCH MIDDLE SCHOOL	Architect	HERMES ARCHITECTS, INC.	\$ 344,450	\$ 344,450	\$ -	\$ -	\$ -	\$ -	\$ 75,367	\$ 11,954	\$ 87,321	25.35%
WELCH MIDDLE SCHOOL	CSP Contractor	PRIME CONTRACTORS INC.	\$ 4,486,475	\$ 4,486,475	\$ -	\$ -	\$ -	\$ -	\$ -	\$ -	\$ -	0.00%
WELCH MIDDLE SCHOOL	Other	VARIOUS VENDORS	\$ 1,049,588	\$ 1,049,588	\$ 140,393	\$ 96,290	\$ -	\$ -	\$ -	\$ -	\$ 236,683	22.55%
		Total	\$ 5,880,514	\$ 5,880,514								
WHARTON K & DUAL LANGUAGE ACADEMY	Architect	PARRA DESIGN GROUP, LTD.	\$ 46,800	\$ 46,800	\$ -	\$ -	\$ -	\$ -	\$ -	\$ -	\$ 46,800	100.00%
WHARTON K & DUAL LANGUAGE ACADEMY	Other	VARIOUS VENDORS	\$ 862,228	\$ 857,165	\$ 554,940	\$ 4,320	\$ -	\$ -	\$ -	\$ -	\$ 559,260	64.86%
		Total	\$ 909,028	\$ 903,965								
WHITE ELEMENTARY SCHOOL	Architect	SMITH & COMPANY ARCHITECTS, INC.	\$ 192,417	\$ 186,021	\$ 192,417	\$ -	\$ 77,088	\$ -	\$ -	\$ -	\$ 192,417	100.00%
WHITE ELEMENTARY SCHOOL	CSP Contractor	CADENCE WCHANE CONSTRUCTION CO.	\$ 2,425,498	\$ 2,425,498	\$ -	\$ -	\$ -	\$ -	\$ 1,275,656	\$ -	\$ 1,275,656	52.59%
WHITE ELEMENTARY SCHOOL	Other	VARIOUS VENDORS	\$ 353,624	\$ 352,673	\$ 75,730	\$ 51,280	\$ -	\$ -	\$ 2,978	\$ -	\$ 129,989	36.76%
		Total	\$ 2,971,539	\$ 2,964,193								
ALCOITT ELEMENTARY SCHOOL	Architect	MERRIMAN HOLT ARCHITECTS	\$ 309,877	\$ 309,877	\$ -	\$ -	\$ -	\$ -	\$ 74,032	\$ -	\$ 74,032	23.89%
ALCOITT ELEMENTARY SCHOOL	CSP Contractor	PRIME CONTRACTORS INC.	\$ 3,892,837	\$ 3,892,837	\$ -	\$ -	\$ -	\$ -	\$ 1,144,359	\$ 889,599	\$ 2,033,958	52.25%
ALCOITT ELEMENTARY SCHOOL	Other	VARIOUS VENDORS	\$ 391,087	\$ 386,944	\$ 205,729	\$ -	\$ -	\$ -	\$ -	\$ -	\$ 205,729	52.60%
		Total	\$ 4,593,801	\$ 4,589,659								
ALLEN ELEMENTARY SCHOOL	Architect	MATRIX SPENCER INC	\$ 676,101	\$ 676,101	\$ -	\$ -	\$ -	\$ -	\$ 144,500	\$ -	\$ 144,500	21.37%
ALLEN ELEMENTARY SCHOOL	CMAR	COMEX CORPORATION	\$ 11,699,367	\$ 11,699,367	\$ 871,566	\$ 405,170	\$ 877,421	\$ -	\$ -	\$ -	\$ 11,699,367	100.00%
ALLEN ELEMENTARY SCHOOL	Other	VARIOUS VENDORS	\$ 3,702,669	\$ 3,665,567	\$ -	\$ -	\$ -	\$ -	\$ -	\$ -	\$ 1,276,736	34.48%
		Total	\$ 16,078,136	\$ 16,041,034								
ATHERTON ELEMENTARY SCHOOL	Architect	IDG ARCHITECTURE	\$ 616,350	\$ 616,350	\$ -	\$ -	\$ -	\$ -	\$ -	\$ -	\$ 616,350	100.00%
ATHERTON ELEMENTARY SCHOOL	CMAR	CADENCE WCHANE CONSTRUCTION CO.	\$ 12,926,907	\$ 12,922,201	\$ -	\$ -	\$ -	\$ -	\$ -	\$ -	\$ -	0.00%
ATHERTON ELEMENTARY SCHOOL	Other	VARIOUS VENDORS	\$ 1,661,249	\$ 1,661,249	\$ 330,891	\$ 315,900	\$ -	\$ -	\$ -	\$ -	\$ 646,790	38.93%
		Total	\$ 15,204,506	\$ 15,199,800								
ATTUCKS MIDDLE SCHOOL	Architect	STOL INTERNATIONAL ARCHITECTS, INC.	\$ 262,412	\$ 262,412	\$ -	\$ -	\$ 27,712	\$ -	\$ -	\$ -	\$ 262,412	100.00%
ATTUCKS MIDDLE SCHOOL	CSP Contractor	PRIME CONTRACTORS INC.	\$ 2,921,024	\$ 2,921,024	\$ -	\$ -	\$ -	\$ -	\$ 1,700,048	\$ 367,188	\$ 2,067,236	70.77%
ATTUCKS MIDDLE SCHOOL	Other	VARIOUS VENDORS	\$ 476,843	\$ 475,355	\$ 120,657	\$ 4,950	\$ -	\$ -	\$ -	\$ -	\$ 125,607	26.34%
		Total	\$ 3,660,279	\$ 3,658,791								
AUSTIN HIGH SCHOOL	Architect	AUTOARCH	\$ 192,197	\$ 190,280	\$ -	\$ 192,197	\$ -	\$ -	\$ -	\$ -	\$ 192,197	100.00%
AUSTIN HIGH SCHOOL	CSP Contractor	DT CONSTRUCTION	\$ 3,023,763	\$ 3,023,763	\$ -	\$ -	\$ -	\$ -	\$ -	\$ -	\$ -	0.00%
AUSTIN HIGH SCHOOL	Other	VARIOUS VENDORS	\$ 1,250,961	\$ 1,196,064	\$ 56,073	\$ 22,926	\$ -	\$ -	\$ -	\$ 27,311	\$ 106,310	8.50%
		Total	\$ 4,466,861	\$ 4,410,107								
BELLAIRE HIGH SCHOOL	Architect	GENSLER	\$ 859,478	\$ 859,478	\$ -	\$ -	\$ -	\$ -	\$ 186,425	\$ 26,060	\$ 212,485	24.72%
BELLAIRE HIGH SCHOOL	CMAR	SAFTERFIELD & PONTIKES CONST.	\$ 11,313,331	\$ 11,311,258	\$ -	\$ -	\$ -	\$ -	\$ 3,874,074	\$ 9,575	\$ 3,883,649	34.33%
BELLAIRE HIGH SCHOOL	Other	VARIOUS VENDORS	\$ 3,134,431	\$ 2,520,957	\$ 1,407,291	\$ 238,222	\$ -	\$ -	\$ -	\$ 43,403	\$ 1,688,916	53.88%
		Total	\$ 15,307,240	\$ 14,691,693								
BLACK MIDDLE SCHOOL	Architect	FEHR GROSSMAN COX ARCHITECTS, INC.	\$ 386,250	\$ 386,250	\$ -	\$ -	\$ -	\$ -	\$ 138,076	\$ -	\$ 138,076	35.75%
BLACK MIDDLE SCHOOL	CSP Contractor	MINER DIEDERICH CONSTRUCTION	\$ 4,060,720	\$ 4,060,720	\$ -	\$ -	\$ -	\$ -	\$ 1,745,500	\$ 46,018	\$ 1,791,518	44.12%
BLACK MIDDLE SCHOOL	Other	VARIOUS VENDORS	\$ 1,253,392	\$ 1,251,520	\$ 673,039	\$ 164,577	\$ -	\$ -	\$ -	\$ -	\$ 837,616	66.83%
		Total	\$ 5,700,362	\$ 5,698,490								
BRARMeadow CHARTER	Architect	ARCCTEC ASSOCIATES, INC.	\$ 26,955	\$ 26,955	\$ -	\$ -	\$ -	\$ -	\$ -	\$ -	\$ 26,955	100.00%
BRARMeadow CHARTER	CSP Contractor	PIRAMID CONSTRUCTORS, INC.	\$ 532,459	\$ 532,459	\$ -	\$ -	\$ -	\$ -	\$ 100,712	\$ -	\$ 100,712	18.91%
BRARMeadow CHARTER	Other	VARIOUS VENDORS	\$ 315,944	\$ 252,443	\$ 173,499	\$ 22,840	\$ -	\$ -	\$ -	\$ -	\$ 196,339	62.14%
		Total	\$ 875,358	\$ 811,857								
BROWNING ELEMENTARY SCHOOL	Architect	AMBROSE & MCERNANY AND HOUSE ARCHITECTS	\$ 145,586	\$ 145,586	\$ -	\$ -	\$ -	\$ -	\$ 54,918	\$ -	\$ 54,918	36.96%
BROWNING ELEMENTARY SCHOOL	CSP Contractor	RH-JOC (RHIME)	\$ 622,516	\$ 622,516	\$ -	\$ -	\$ -	\$ -	\$ -	\$ -	\$ 622,516	100.00%
BROWNING ELEMENTARY SCHOOL	CSP Contractor	ICI CONSTRUCTION INC.	\$ 954,440	\$ 951,620	\$ -	\$ -	\$ -	\$ -	\$ -	\$ -	\$ -	0.00%
BROWNING ELEMENTARY SCHOOL	Other	VARIOUS VENDORS	\$ 551,625	\$ 453,020	\$ 130,531	\$ 75,116	\$ -	\$ -	\$ -	\$ -	\$ 205,646	37.28%
		Total	\$ 2,277,167	\$ 2,175,742								
BURNET ELEMENTARY SCHOOL	Architect	AUTOARCH	\$ 73,143	\$ 64,537	\$ -	\$ 73,143	\$ -	\$ -	\$ -	\$ -	\$ 73,143	100.00%
BURNET ELEMENTARY SCHOOL	CSP Contractor	DT CONSTRUCTION	\$ 912,078	\$ 912,078	\$ -	\$ -	\$ -	\$ -	\$ -	\$ -	\$ -	0.00%
BURNET ELEMENTARY SCHOOL	Other	VARIOUS VENDORS	\$ 893,016	\$ 837,029	\$ 31,631	\$ 61,001	\$ -	\$ -	\$ -	\$ -	\$ 92,633	10.37%
		Total	\$ 1,978,237	\$ 1,813,644								
BURRUS ELEMENTARY SCHOOL	Architect	LEWELYN-DAVIS SAHNI INC.	\$ 125,506	\$ 122,414	\$ 125,506	\$ -	\$ 29,259	\$ -	\$ -	\$ -	\$ 125,506	100.00%
BURRUS ELEMENTARY SCHOOL	CSP Contractor	HORIZON INTERNATIONAL GROUP	\$ 1,440,721	\$ 1,440,721	\$ -	\$ -	\$ 71,611	\$ -	\$ -	\$ -	\$ 1,440,721	100.00%
BURRUS ELEMENTARY SCHOOL	Other	VARIOUS VENDORS	\$ 853,045	\$ 782,285	\$ 233,491	\$ -	\$ -	\$ -	\$ 400	\$ -	\$ 233,891	27.42%
		Total	\$ 2,419,273	\$ 2,345,420								
CARNegie VANGUARD HIGH SCHOOL	Architect	REY DE LA REZA ARCHITECTS	\$ 1,714,886	\$ 1,691,449	\$ 1,714,886	\$ -	\$ 109,000	\$ 16,720	\$ -	\$ -	\$ 1,714,886	100.00%
CARNegie VANGUARD HIGH SCHOOL	CMAR	TURNER CONSTRUCTION COMPANY	\$ 15,184,730	\$ 15,161,882	\$ -	\$ -	\$ -	\$ 2,064,210	\$ 621,817	\$ 2,686,027	\$ 17,699	0.10%
CARNegie VANGUARD HIGH SCHOOL	CSP Contractor	PIRAMID CONSTRUCTORS, INC.	\$ 1,761,998	\$ 1,761,998	\$ -	\$ -	\$ -	\$ -	\$ -	\$ -	\$ -	0.00%
CARNegie VANGUARD HIGH SCHOOL	Other	VARIOUS VENDORS	\$ 4,366,843	\$ 3,534,037	\$ 1,796,941	\$ 342,062	\$ -	\$ -	\$ -	\$ -	\$ 2,139,003	48.98%
		Total	\$ 23,028,457	\$ 22,149,367								
CARRILLO ELEMENTARY SCHOOL	Architect	SUSTATA ASSOCIATES A.L.A., INC.	\$ 159,470	\$ 159,470	\$ -	\$ -	\$ -	\$ -	\$ -	\$ -	\$ 159,470	100.00%
CARRILLO ELEMENTARY SCHOOL	CSP Contractor	DRYWALLA CONSTRUCTION CO.	\$ 1,789,464	\$ 1,789,464	\$ -	\$ -	\$ -	\$ -	\$ 2,527,373	\$ 22,750	\$ 2,550,123	142.51%
CARRILLO ELEMENTARY SCHOOL	Other	VARIOUS VENDORS	\$ 178,955	\$ 178,955	\$ 38,510	\$ 110,728	\$ -	\$ -	\$ -	\$ -	\$ 149,238	83.99%
		Total	\$ 2,127,888	\$ 2,127,888								
CARTER CAREER CENTER	Architect	REY DE LA REZA ARCHITECTS	\$ 151,175	\$ 151,175	\$ -	\$ -	\$ -	\$ -	\$ -	\$ -	\$ 151,175	100.00%
CARTER CAREER CENTER	Other	VARIOUS VENDORS	\$ 1,629,853	\$ 1,629,853	\$ 724,158	\$ 252,257	\$ -	\$ -	\$ -	\$ -	\$ 976,415	59.91%
		Total	\$ 1,781,028	\$ 1,781,028								

School Name	Vendor / Project Type	Vendor Name	Contracted Amount	Payments to Date	First Tier MBE Spend	First Tier WBE Spend	Additional MBE Spend	Additional WBE Spend	Second Tier MBE Spend	Second Tier WBE Spend	Total M/WBE Commitment Amount	Total M/WBE Committed Percentage
CONTEMPORARY LEARNING CENTER HIGH SCHOOL (WVACP)	Other	VARIOUS VENDORS	\$ 1,195,128	\$ 1,120,093	\$ 613,044	\$ 229,352	\$ -	\$ -	\$ -	\$ -	\$ 842,396	70.49%
		Total	\$ 1,195,128	\$ 1,120,093								
CRESPO ELEMENTARY SCHOOL	Architect	PROJ-LOC ARCHITECTS INC.	\$ 183,375	\$ 178,796	\$ -	\$ -	\$ -	\$ -	\$ 9,200	\$ 2,567	\$ 11,767	6.42%
	CSP Contractor	RH-JOC (PRIME)	\$ 701,409	\$ 701,409	\$ 701,409	\$ -	\$ 1,038,220	\$ -	\$ -	\$ -	\$ 701,409	100.00%
CRESPO ELEMENTARY SCHOOL	CSP Contractor	ICI CONSTRUCTION INC.	\$ 1,760,020	\$ 1,663,249	\$ -	\$ -	\$ -	\$ -	\$ -	\$ -	\$ -	0.00%
	Other	VARIOUS VENDORS	\$ 838,644	\$ 819,423	\$ 105,223	\$ 178,152	\$ -	\$ -	\$ -	\$ -	\$ 283,375	33.79%
		Total	\$ 3,483,447	\$ 3,462,476								
DEZAVALA ELEMENTARY SCHOOL	Architect	PARRA DESIGN GROUP, LTD.	\$ 57,400	\$ 57,400	\$ 57,400	\$ -	\$ -	\$ -	\$ -	\$ -	\$ 57,400	100.00%
DE ZAVALA ELEMENTARY SCHOOL	CSP Contractor	HORIZON INTERNATIONAL GROUP	\$ 536,321	\$ 536,321	\$ 536,321	\$ -	\$ -	\$ -	\$ -	\$ -	\$ 536,321	100.00%
	Other	VARIOUS VENDORS	\$ 154,372	\$ 154,372	\$ 69,839	\$ -	\$ -	\$ -	\$ -	\$ -	\$ 69,839	45.24%
		Total	\$ 748,093	\$ 748,093								
DURKEE ELEMENTARY SCHOOL	Architect	PCAL	\$ 407,953	\$ 407,953	\$ -	\$ -	\$ -	\$ -	\$ 96,000	\$ -	\$ 96,000	23.53%
DURKEE ELEMENTARY SCHOOL	CSP Contractor	PRIME CONTRACTORS INC.	\$ 4,912,972	\$ 4,912,972	\$ -	\$ -	\$ -	\$ -	\$ 1,717,655	\$ -	\$ 1,717,655	34.96%
	Other	VARIOUS VENDORS	\$ 671,346	\$ 671,346	\$ 111,723	\$ 24,992	\$ -	\$ -	\$ -	\$ 2,138	\$ 138,853	20.68%
		Total	\$ 5,992,271	\$ 5,992,271								
EASTWOOD ACADEMY	Architect	PROJGIN ARCHITECTS INC.	\$ 415,661	\$ 395,250	\$ -	\$ -	\$ -	\$ -	\$ 28,500	\$ 5,734	\$ 34,234	8.26%
EASTWOOD ACADEMY	CMAR	GAMMA CONSTRUCTION COMPANY INC.	\$ 5,611,798	\$ 5,611,798	\$ -	\$ -	\$ -	\$ -	\$ -	\$ -	\$ -	0.00%
	Other	VARIOUS VENDORS	\$ 1,037,003	\$ 940,620	\$ 461,048	\$ 58,458	\$ -	\$ -	\$ -	\$ -	\$ 519,505	50.10%
		Total	\$ 7,063,461	\$ 6,947,667								
EDISON MIDDLE SCHOOL	Architect	PARRA DESIGN GROUP, LTD.	\$ 58,711	\$ 58,711	\$ 58,711	\$ -	\$ -	\$ -	\$ -	\$ -	\$ 58,711	100.00%
EDISON MIDDLE SCHOOL	CSP Contractor	HORIZON INTERNATIONAL GROUP	\$ 740,255	\$ 740,255	\$ 740,255	\$ -	\$ -	\$ -	\$ -	\$ -	\$ 740,255	100.00%
	Other	VARIOUS VENDORS	\$ 233,485	\$ 231,010	\$ 74,668	\$ 14,920	\$ -	\$ -	\$ -	\$ -	\$ 89,587	38.37%
		Total	\$ 1,032,451	\$ 1,029,976								
FLEMING MIDDLE SCHOOL	Architect	ARCLEC ASSOCIATES, INC.	\$ 415,435	\$ 415,435	\$ -	\$ -	\$ -	\$ -	\$ -	\$ -	\$ 415,435	100.00%
FLEMING MIDDLE SCHOOL	CSP Contractor	PRIME CONTRACTORS INC.	\$ 5,606,147	\$ 5,606,147	\$ -	\$ -	\$ -	\$ -	\$ 743,348	\$ 337,000	\$ 1,080,348	19.26%
FLEMING MIDDLE SCHOOL	Other	VARIOUS VENDORS	\$ 1,561,162	\$ 1,559,134	\$ 263,218	\$ 289,875	\$ -	\$ -	\$ -	\$ -	\$ 553,092	35.43%
		Total	\$ 7,584,744	\$ 7,582,716								
FURR HIGH SCHOOL	Architect	PROJGIN ARCHITECTS INC.	\$ 697,295	\$ 696,068	\$ -	\$ -	\$ -	\$ -	\$ 11,812	\$ 8,293	\$ 20,105	2.88%
FURR HIGH SCHOOL	CSP Contractor	JEFFREY C. STONE, INC.	\$ 7,272,085	\$ 7,272,085	\$ -	\$ -	\$ -	\$ -	\$ 1,753,300	\$ -	\$ 1,753,300	24.11%
	Other	VARIOUS VENDORS	\$ 2,285,910	\$ 2,187,052	\$ 343,977	\$ 493,619	\$ -	\$ -	\$ -	\$ -	\$ 837,596	36.64%
		Total	\$ 10,255,290	\$ 10,155,205								
GALLEGOS ELEMENTARY SCHOOL	Architect	RDC ARCHITECTS	\$ 185,153	\$ 185,153	\$ 185,153	\$ -	\$ 8,000	\$ 9,500	\$ -	\$ -	\$ 185,153	100.00%
GALLEGOS ELEMENTARY SCHOOL	CSP Contractor	PYRAMID CONSTRUCTORS, INC.	\$ 2,990,749	\$ 2,990,749	\$ -	\$ -	\$ -	\$ -	\$ 633,767	\$ 530,000	\$ 1,163,767	50.60%
GALLEGOS ELEMENTARY SCHOOL	Other	VARIOUS VENDORS	\$ 338,529	\$ 333,688	\$ 74,593	\$ 75,670	\$ -	\$ -	\$ -	\$ -	\$ 150,173	44.36%
		Total	\$ 2,829,431	\$ 2,818,170								
GARDEN OAKS ELEMENTARY SCHOOL	Other	VARIOUS VENDORS	\$ 147,271	\$ 147,271	\$ 94,468	\$ 450	\$ -	\$ -	\$ -	\$ -	\$ 94,918	64.45%
		Total	\$ 147,271	\$ 147,271								
GRISSOM ELEMENTARY SCHOOL	Architect	MLB AND ASSOCIATES, LLC	\$ 206,270	\$ 201,296	\$ 206,270	\$ -	\$ 92,422	\$ -	\$ -	\$ -	\$ 206,270	100.00%
GRISSOM ELEMENTARY SCHOOL	CSP Contractor	PRIME CONTRACTORS INC.	\$ 3,000,355	\$ 2,998,955	\$ -	\$ -	\$ -	\$ -	\$ -	\$ -	\$ -	0.00%
	Other	VARIOUS VENDORS	\$ 257,927	\$ 236,689	\$ 83,518	\$ 49,925	\$ -	\$ -	\$ -	\$ -	\$ 133,443	51.74%
		Total	\$ 3,464,553	\$ 3,436,941								
HAMILTON MIDDLE SCHOOL	Architect	AMROSE & MCENANY AND HOUSE ARCHITECTS	\$ 142,172	\$ 142,172	\$ -	\$ -	\$ -	\$ -	\$ 42,725	\$ -	\$ 42,725	30.05%
HAMILTON MIDDLE SCHOOL	CSP Contractor	RH-JOC (PRIME)	\$ 603,033	\$ 603,033	\$ 603,033	\$ -	\$ -	\$ -	\$ -	\$ -	\$ 603,033	100.00%
HAMILTON MIDDLE SCHOOL	CSP Contractor	ICI CONSTRUCTION INC.	\$ 1,145,324	\$ 1,144,020	\$ -	\$ -	\$ -	\$ -	\$ -	\$ -	\$ -	0.00%
	Other	VARIOUS VENDORS	\$ 722,516	\$ 708,686	\$ 153,792	\$ 108,745	\$ -	\$ -	\$ -	\$ -	\$ 262,537	36.34%
		Total	\$ 2,613,045	\$ 2,597,911								
HARRIS, J. R. ELEMENTARY SCHOOL	Architect	SUSTAITA ASSOCIATES A.I.A., INC.	\$ 267,265	\$ 267,265	\$ 267,265	\$ -	\$ 9,025	\$ -	\$ -	\$ -	\$ 267,265	100.00%
HARRIS, J. R. ELEMENTARY SCHOOL	CSP Contractor	DRYMALLA CONSTRUCTION CO.	\$ 3,135,095	\$ 3,135,095	\$ -	\$ -	\$ -	\$ -	\$ -	\$ -	\$ -	0.00%
	Other	VARIOUS VENDORS	\$ 519,686	\$ 497,437	\$ 133,659	\$ 302,064	\$ -	\$ -	\$ -	\$ -	\$ 435,723	83.84%
		Total	\$ 3,922,046	\$ 3,899,797								
HARRIS, R. P. ELEMENTARY SCHOOL	Architect	AMROSE & MCENANY AND HOUSE ARCHITECTS	\$ 270,816	\$ 270,816	\$ -	\$ -	\$ -	\$ -	\$ -	\$ -	\$ -	0.00%
HARRIS, R. P. ELEMENTARY SCHOOL	CSP Contractor	PRIME CONTRACTORS INC.	\$ 2,866,938	\$ 2,866,938	\$ -	\$ -	\$ -	\$ -	\$ -	\$ -	\$ -	0.00%
HARRIS, R. P. ELEMENTARY SCHOOL	Other	VARIOUS VENDORS	\$ 874,035	\$ 874,035	\$ 100,407	\$ 21,188	\$ -	\$ -	\$ -	\$ -	\$ 121,594	13.91%
		Total	\$ 4,011,789	\$ 4,011,789								
HARVARD ELEMENTARY SCHOOL	Architect	AMROSE & MCENANY AND HOUSE ARCHITECTS	\$ 75,277	\$ 75,277	\$ -	\$ -	\$ -	\$ -	\$ 25,382	\$ -	\$ 25,382	33.72%
HARVARD ELEMENTARY SCHOOL	CSP Contractor	RH-JOC (PRIME)	\$ 357,138	\$ 357,138	\$ 357,138	\$ -	\$ -	\$ -	\$ -	\$ -	\$ 357,138	100.00%
HARVARD ELEMENTARY SCHOOL	CSP Contractor	ICI CONSTRUCTION INC.	\$ 693,794	\$ 689,073	\$ -	\$ -	\$ -	\$ -	\$ -	\$ -	\$ -	0.00%
	Other	VARIOUS VENDORS	\$ 337,179	\$ 322,360	\$ 77,078	\$ 6,925	\$ -	\$ -	\$ -	\$ -	\$ 84,003	24.91%
		Total	\$ 1,463,388	\$ 1,443,448								
HELMS ELEMENTARY SCHOOL	Architect	FEHR GROSSMAN COX ARCHITECTS, INC.	\$ 195,101	\$ 195,101	\$ -	\$ -	\$ -	\$ -	\$ 180,967	\$ -	\$ 180,967	92.76%
HELMS ELEMENTARY SCHOOL	CSP Contractor	HORIZON INTERNATIONAL GROUP	\$ 2,071,584	\$ 2,071,584	\$ 2,071,584	\$ -	\$ -	\$ -	\$ -	\$ -	\$ 2,071,584	100.00%
	Other	VARIOUS VENDORS	\$ 499,447	\$ 410,781	\$ 89,901	\$ 825	\$ -	\$ -	\$ -	\$ -	\$ 90,726	18.17%
		Total	\$ 2,766,132	\$ 2,677,466								
HENDERSON, J. P. ELEMENTARY SCHOOL	Architect	SUSTAITA ASSOCIATES A.I.A., INC.	\$ 105,626	\$ 105,626	\$ 105,626	\$ -	\$ -	\$ -	\$ -	\$ -	\$ 105,626	100.00%
HENDERSON, J. P. ELEMENTARY SCHOOL	CSP Contractor	DRYMALLA CONSTRUCTION CO.	\$ 1,028,382	\$ 1,028,382	\$ -	\$ -	\$ -	\$ -	\$ -	\$ -	\$ -	0.00%
	Other	VARIOUS VENDORS	\$ 358,356	\$ 358,356	\$ 100,712	\$ 17,075	\$ -	\$ -	\$ -	\$ -	\$ 117,787	32.87%
		Total	\$ 1,492,364	\$ 1,492,364								
HERPERRA ELEMENTARY SCHOOL	Architect	LLEWELYN DAVIES SAHNI, INC.	\$ 138,534	\$ 138,534	\$ 138,534	\$ -	\$ 63,756	\$ -	\$ -	\$ -	\$ 138,534	100.00%
HERPERRA ELEMENTARY SCHOOL	CSP Contractor	HORIZON INTERNATIONAL GROUP	\$ 1,688,691	\$ 1,688,691	\$ 1,688,691	\$ -	\$ 185,199	\$ -	\$ -	\$ -	\$ 1,688,691	100.00%
	Other	VARIOUS VENDORS	\$ 465,879	\$ 465,879	\$ 123,560	\$ 96,896	\$ -	\$ -	\$ -	\$ -	\$ 220,456	47.32%
		Total	\$ 2,293,104	\$ 2,293,104								

BUSINESS ASSISTANCE (M/WBE)

2007 BOND REPORT

School Name	Vendor / Project Type	Vendor Name	Contracted Amount	Payments to Date	First Tier MBE Spend	First Tier WBE Spend	Additional MBE Spend	Second Tier MBE Spend	Second Tier WBE Spend	Total M/WBE Committed Amount	Total M/WBE Percentage
HIGH SCHOOL FOR PERFORMING & VISUAL ARTS	Architect	SUSTAIA ASSOCIATES A.L.A., INC.	\$ 240,900	\$ 240,900	\$ 240,900	\$ -	\$ -	\$ 10,300	\$ -	\$ 240,900	100.00%
	CSP Contractor	DT CONSTRUCTION	\$ 3,503,953	\$ 3,503,953	\$ -	\$ -	\$ -	\$ -	\$ 597,145	\$ 805,231	22.98%
	Other	VARIOUS VENDORS	\$ 500,504	\$ 500,504	\$ 181,794	\$ 749	\$ -	\$ -	\$ -	\$ 182,543	36.47%
	Total		\$ 4,245,449	\$ 4,245,449							
HOBBY ELEMENTARY SCHOOL	Architect	SMITH & COMPANY ARCHITECTS, INC.	\$ 152,620	\$ 150,663	\$ 152,620	\$ -	\$ -	\$ -	\$ -	\$ 152,620	100.00%
	CSP Contractor	DT CONSTRUCTION	\$ 2,275,757	\$ 2,275,757	\$ -	\$ -	\$ 55,345	\$ -	\$ -	\$ -	0.00%
	Other	VARIOUS VENDORS	\$ 465,333	\$ 450,873	\$ 158,913	\$ 29,657	\$ -	\$ -	\$ -	\$ 188,570	40.52%
	Total		\$ 2,893,709	\$ 2,877,292							
HOLLAND MIDDLE SCHOOL	Architect	AMBROSE & McEMANY AND HOUSE ARCHITECTS	\$ 164,904	\$ 164,904	\$ -	\$ -	\$ -	\$ -	\$ -	\$ -	0.00%
	CSP Contractor	PRIME CONTRACTORS INC.	\$ 2,419,436	\$ 2,419,436	\$ -	\$ -	\$ -	\$ -	\$ -	\$ -	0.00%
	Other	VARIOUS VENDORS	\$ 669,302	\$ 645,856	\$ 170,673	\$ -	\$ -	\$ -	\$ -	\$ 170,673	25.50%
	Total		\$ 3,253,642	\$ 3,230,196							
ISAACS ELEMENTARY SCHOOL	Architect	ENGLISH + ASSOCIATES ARCHITECTS, IN	\$ 181,798	\$ 181,798	\$ -	\$ -	\$ 5,000	\$ -	\$ -	\$ 181,798	100.00%
	CSP Contractor	COMEX CORPORATION	\$ 2,562,352	\$ 2,562,352	\$ -	\$ -	\$ -	\$ -	\$ -	\$ -	0.00%
	Other	VARIOUS VENDORS	\$ 447,752	\$ 447,752	\$ 203,858	\$ 14,379	\$ -	\$ -	\$ -	\$ 218,237	48.74%
	Total		\$ 3,191,901	\$ 3,191,901							
JACKSON MIDDLE SCHOOL	Architect	AUTOARCH	\$ 724,479	\$ 709,655	\$ -	\$ 724,479	\$ -	\$ -	\$ -	\$ 724,479	100.00%
	CSP Contractor	JEFFREY C. STONE, INC.	\$ 9,200,758	\$ 9,200,758	\$ -	\$ -	\$ -	\$ -	\$ 2,619,900	\$ -	28.47%
	Other	VARIOUS VENDORS	\$ 3,069,535	\$ 3,008,463	\$ 800,014	\$ 360,646	\$ -	\$ -	\$ -	\$ 1,160,660	37.81%
	Total		\$ 12,994,762	\$ 12,918,875							
JEFFERSON ELEMENTARY SCHOOL	Architect	CORGAN ASSOCIATES, INC.	\$ 69,356	\$ 69,356	\$ -	\$ -	\$ -	\$ 25,000	\$ 5,700	\$ 30,700	44.24%
	CSP Contractor	RHJ-JOC, INC.	\$ 815,634	\$ 668,589	\$ 815,634	\$ -	\$ 205,000	\$ 272,902	\$ -	\$ 815,634	100.00%
	Other	VARIOUS VENDORS	\$ 477,094	\$ 413,304	\$ 76,333	\$ 24,942	\$ -	\$ -	\$ -	\$ 101,274	21.23%
	Total		\$ 1,962,124	\$ 1,150,349							
JOHNSTON MIDDLE SCHOOL	Architect	RWS ARCHITECTS, INC.	\$ 607,246	\$ 593,894	\$ -	\$ 607,246	\$ -	\$ -	\$ -	\$ 607,246	100.00%
	CSP Contractor	FORT BEND MECHANICAL LTD.	\$ 3,852,394	\$ 3,674,838	\$ -	\$ -	\$ -	\$ -	\$ 469,391	\$ 211,940	17.69%
	Other	ICI CONSTRUCTION INC.	\$ 3,824,271	\$ 3,645,110	\$ -	\$ -	\$ -	\$ -	\$ -	\$ -	0.00%
	Total		\$ 1,658,276	\$ 1,629,828	\$ 316,154	\$ 317,299	\$ -	\$ -	\$ -	\$ 633,454	38.20%
JORDAN HIGH SCHOOL	Architect	ESPA CORP, INC.	\$ 9,942,187	\$ 9,943,470	\$ -	\$ -	\$ -	\$ -	\$ -	\$ -	0.00%
	CSP Contractor	ICI CONSTRUCTION INC.	\$ 1,450,813	\$ 1,348,303	\$ -	\$ -	\$ -	\$ -	\$ -	\$ -	0.00%
	Other	VARIOUS VENDORS	\$ 444,878	\$ 443,378	\$ 214,834	\$ 2,270	\$ -	\$ -	\$ -	\$ 217,104	48.80%
	Total		\$ 2,015,107	\$ 1,900,363							
KASHMERE GARDENS ELEMENTARY SCHOOL	Architect	HILL & SWART ARCHITECTS, INC.	\$ 106,446	\$ 106,446	\$ -	\$ -	\$ 29,693	\$ -	\$ -	\$ 106,446	100.00%
	CSP Contractor	FORT BEND MECHANICAL LTD.	\$ 1,341,780	\$ 1,268,489	\$ -	\$ -	\$ -	\$ -	\$ 70,102	\$ 173,268	12.91%
	Other	VARIOUS VENDORS	\$ 355,376	\$ 316,022	\$ 43,781	\$ 141,087	\$ -	\$ -	\$ -	\$ 184,868	52.02%
	Total		\$ 1,803,602	\$ 1,691,106							
KEY MIDDLE SCHOOL	Architect	POLYTECH, INC.	\$ 112,201	\$ 112,201	\$ -	\$ -	\$ -	\$ -	\$ 30,500	\$ 44,180	39.38%
	Other	VARIOUS VENDORS	\$ 4,007,736	\$ 3,945,175	\$ 186,534	\$ 968	\$ -	\$ -	\$ -	\$ 187,502	4.68%
	Total		\$ 4,119,937	\$ 4,057,376							
LOCKHART ELEMENTARY SCHOOL	Architect	HARRISONKORNBERG ARCHITECTS, LLC	\$ 990,662	\$ 981,062	\$ 990,662	\$ -	\$ -	\$ -	\$ -	\$ 990,662	100.00%
	CSP Contractor	TURNER CONSTRUCTION COMPANY	\$ 13,855,996	\$ 13,855,996	\$ -	\$ -	\$ -	\$ 2,035,586	\$ 772,736	\$ 2,808,322	20.27%
	Other	VARIOUS VENDORS	\$ 3,061,999	\$ 3,039,842	\$ 726,961	\$ 467,333	\$ -	\$ -	\$ -	\$ 1,194,294	39.00%
	Total		\$ 17,908,656	\$ 17,876,999							
MADISON HIGH SCHOOL	Architect	MOLINA WALKER ARCHITECTS, INC.	\$ 329,452	\$ 327,444	\$ -	\$ 329,452	\$ 17,000	\$ -	\$ -	\$ 329,452	100.00%
	CSP Contractor	DT CONSTRUCTION	\$ 4,140,170	\$ 4,140,170	\$ -	\$ -	\$ -	\$ -	\$ 905,069	\$ 209,426	26.92%
	Other	VARIOUS VENDORS	\$ 1,997,680	\$ 1,898,412	\$ 307,131	\$ 104,704	\$ 160,763	\$ -	\$ -	\$ 411,835	20.62%
	Total		\$ 6,467,282	\$ 6,366,126							
MARTINEZ R. ELEMENTARY SCHOOL	Architect	ENGLISH + ASSOCIATES ARCHITECTS, IN	\$ 195,867	\$ 185,636	\$ -	\$ 195,867	\$ -	\$ -	\$ -	\$ 195,867	100.00%
	CSP Contractor	PRIME CONTRACTORS INC.	\$ 2,128,150	\$ 2,128,150	\$ -	\$ -	\$ -	\$ -	\$ -	\$ -	0.00%
	Other	VARIOUS VENDORS	\$ 456,345	\$ 417,139	\$ 125,237	\$ 26,703	\$ -	\$ -	\$ -	\$ 151,940	33.29%
	Total		\$ 2,780,362	\$ 2,730,925							
MITCHELL ELEMENTARY SCHOOL	Architect	BRAVE ARCHITECTURE	\$ 162,504	\$ 162,504	\$ 162,504	\$ -	\$ 3,500	\$ 69,925	\$ -	\$ 162,504	100.00%
	CSP Contractor	PRIME CONTRACTORS INC.	\$ 2,572,253	\$ 2,572,253	\$ -	\$ -	\$ -	\$ -	\$ 956,085	\$ 369,300	51.53%
	Other	VARIOUS VENDORS	\$ 582,143	\$ 582,143	\$ 220,235	\$ 66,656	\$ -	\$ -	\$ -	\$ 286,891	49.28%
	Total		\$ 3,316,900	\$ 3,316,900							
MONTGOMERY ELEMENTARY SCHOOL	Architect	STUDIO RED ARCHITECTS	\$ 224,279	\$ 224,279	\$ -	\$ -	\$ -	\$ -	\$ 53,845	\$ -	24.01%
	CSP Contractor	DRYMALA CONSTRUCTION CO.	\$ 2,350,180	\$ 2,350,180	\$ -	\$ -	\$ -	\$ -	\$ 423,967	\$ 200,086	26.55%
	Other	VARIOUS VENDORS	\$ 725,471	\$ 724,325	\$ 139,912	\$ 39,988	\$ -	\$ 290	\$ -	\$ 180,190	24.84%
	Total		\$ 3,299,930	\$ 3,298,784							
OATES ELEMENTARY SCHOOL	Architect	SUSTAIA ASSOCIATES A.L.A., INC.	\$ 96,729	\$ 96,729	\$ 96,729	\$ -	\$ -	\$ -	\$ -	\$ 96,729	100.00%
	CSP Contractor	DRYMALA CONSTRUCTION CO.	\$ 1,292,184	\$ 1,292,184	\$ -	\$ -	\$ -	\$ -	\$ -	\$ -	0.00%
	Other	VARIOUS VENDORS	\$ 435,215	\$ 435,215	\$ 66,786	\$ 76,878	\$ -	\$ -	\$ -	\$ 143,664	33.01%
	Total		\$ 1,824,128	\$ 1,824,128							
PETERSEN ELEMENTARY SCHOOL	Architect	STUDIO RED ARCHITECTS	\$ 161,357	\$ 161,357	\$ -	\$ -	\$ -	\$ -	\$ 39,045	\$ -	24.20%
	CSP Contractor	DRYMALA CONSTRUCTION CO.	\$ 2,091,977	\$ 2,091,977	\$ -	\$ -	\$ -	\$ -	\$ 779,840	\$ -	37.28%
	Other	VARIOUS VENDORS	\$ 598,035	\$ 598,031	\$ 51,269	\$ 95,769	\$ -	\$ -	\$ -	\$ 147,038	24.59%
	Total		\$ 2,851,369	\$ 2,851,365							
PLEASANTVILLE ELEMENTARY SCHOOL	Architect	RDC ARCHITECTS	\$ 272,619	\$ 272,619	\$ -	\$ -	\$ -	\$ -	\$ -	\$ 272,619	100.00%
	CSP Contractor	PIRAMID CONSTRUCTORS, INC.	\$ 3,665,325	\$ 3,665,325	\$ -	\$ -	\$ -	\$ -	\$ -	\$ -	0.00%
	Other	VARIOUS VENDORS	\$ 439,252	\$ 387,894	\$ 80,714	\$ 120,945	\$ -	\$ -	\$ -	\$ 201,658	45.91%
	Total		\$ 4,377,195	\$ 4,325,837							

BUSINESS ASSISTANCE (M/WBE)

2007 BOND REPORT

School Name	Vendor / Project Type	Vendor Name	Contracted Amount	Payments to Date	First Tier MBE Spend	First Tier WBE Spend	Additional MBE Spend	Second Tier MBE Spend	Second Tier WBE Spend	Total M/WBE Commitment Amount	Total M/WBE Committed Percentage
REAGAN K-8 EDUCATIONAL CENTER	Architect	PRK ARCHITECTS	\$ 1,624,436	\$ 1,607,026	\$ -	\$ -	\$ -	\$ 220,550	\$ 127,575	\$ 348,125	21.43%
REAGAN K-8 EDUCATIONAL CENTER	CMAR	ANSLOW BRYANT CONSTRUCTION, LTD.	\$ 21,320,095	\$ 21,320,095	\$ -	\$ -	\$ -	\$ -	\$ -	\$ 64,354	0.30%
REAGAN K-8 EDUCATIONAL CENTER	Other	VARIOUS VENDORS	\$ 4,526,250	\$ 4,526,250	\$ 1,115,553	\$ 430,718	\$ -	\$ -	\$ -	\$ 1,546,271	34.16%
	Total		\$ 27,470,770	\$ 27,453,370							
SAM HOUSTON MATH SCIENCE AND TECHNOLOGY CENTER	Architect	CORGAN ASSOCIATES, INC.	\$ 518,087	\$ 511,627	\$ -	\$ -	\$ -	\$ 173,362	\$ 8,100	\$ 181,462	35.03%
SAM HOUSTON MATH SCIENCE AND TECHNOLOGY CENTER	CSP Contractor	MORGAN TEXAS, INC.	\$ 8,725,498	\$ 8,725,498	\$ -	\$ -	\$ -	\$ 5,165,309	\$ 39,697	\$ 5,205,006	59.65%
SAM HOUSTON MATH SCIENCE AND TECHNOLOGY CENTER	Other	VARIOUS VENDORS	\$ 1,249,616	\$ 1,231,551	\$ 373,628	\$ 144,620	\$ -	\$ -	\$ -	\$ 518,248	41.47%
	Total		\$ 10,493,202	\$ 10,468,676							
SCARBOROUGH HIGH SCHOOL	Architect	CDG ARCHITECTURE & INTERIOR DESIGN, INC.	\$ 696,792	\$ 696,792	\$ -	\$ -	\$ -	\$ 9,800	\$ 31,220	\$ 41,020	5.89%
SCARBOROUGH HIGH SCHOOL	CSP Contractor	DRYWALLA CONSTRUCTION CO.	\$ 8,568,632	\$ 8,568,632	\$ -	\$ -	\$ -	\$ 2,585,000	\$ -	\$ 2,585,000	30.17%
SCARBOROUGH HIGH SCHOOL	Other	VARIOUS VENDORS	\$ 2,400,830	\$ 2,365,452	\$ 637,414	\$ 165,801	\$ -	\$ -	\$ -	\$ 803,215	33.37%
	Total		\$ 11,677,254	\$ 11,630,876							
SCARBOROUGH ELEMENTARY SCHOOL	Architect	PGAL	\$ 294,469	\$ 294,469	\$ -	\$ -	\$ -	\$ 83,000	\$ -	\$ 83,000	28.19%
SCARBOROUGH ELEMENTARY SCHOOL	CSP Contractor	PRIME CONTRACTORS INC.	\$ 3,817,575	\$ 3,817,575	\$ -	\$ -	\$ -	\$ -	\$ -	\$ -	0.00%
SCARBOROUGH ELEMENTARY SCHOOL	Other	VARIOUS VENDORS	\$ 796,832	\$ 796,832	\$ 216,286	\$ 27,357	\$ -	\$ -	\$ 179,800	\$ 423,442	53.14%
	Total		\$ 4,908,875	\$ 4,908,875							
DOGAN ELEMENTARY SCHOOL (FORMERLY SCOTT/DOGAN ES)	Architect	ESPA CORP., INC.	\$ 923,494	\$ 904,746	\$ 923,494	\$ -	\$ -	\$ -	\$ -	\$ 923,494	100.00%
DOGAN ELEMENTARY SCHOOL (FORMERLY SCOTT/DOGAN ES)	CMAR	CADENCE MCSHANE CONSTRUCTION CO.	\$ 12,885,104	\$ 12,885,104	\$ -	\$ -	\$ -	\$ 2,027,290	\$ 289,926	\$ 2,317,216	17.98%
DOGAN ELEMENTARY SCHOOL (FORMERLY SCOTT/DOGAN ES)	Other	VARIOUS VENDORS	\$ 5,415,531	\$ 5,415,531	\$ 1,795,709	\$ 115,874	\$ -	\$ -	\$ -	\$ 1,911,582	35.30%
	Total		\$ 19,224,129	\$ 19,205,382							
SMITH EDUCATION CENTER (YMCPA)	Architect	REY DE LA REZA ARCHITECTS	\$ 135,471	\$ 135,471	\$ 135,471	\$ -	\$ -	\$ -	\$ -	\$ 135,471	100.00%
SMITH EDUCATION CENTER (YMCPA)	CSP Contractor	PRIME CONTRACTORS INC.	\$ 794,515	\$ 794,515	\$ -	\$ -	\$ -	\$ 176,250	\$ 13,551	\$ 189,801	23.89%
SMITH EDUCATION CENTER (YMCPA)	Other	VARIOUS VENDORS	\$ 2,780,413	\$ 2,780,080	\$ 1,045,383	\$ 491,314	\$ -	\$ -	\$ -	\$ 1,536,697	55.27%
	Total		\$ 3,710,399	\$ 3,710,066							
SMITH ELEMENTARY SCHOOL	Architect	BRAVE ARCHITECTURE	\$ 1,101,711	\$ 1,049,226	\$ 1,101,711	\$ -	\$ -	\$ -	\$ -	\$ 1,101,711	100.00%
SMITH ELEMENTARY SCHOOL	CMAR	COMEX CORPORATION	\$ 11,159,020	\$ 6,696,863	\$ -	\$ 11,159,020	\$ -	\$ -	\$ -	\$ 11,159,020	100.00%
SMITH ELEMENTARY SCHOOL	Other	VARIOUS VENDORS	\$ 3,785,819	\$ 3,726,109	\$ 753,207	\$ 317,676	\$ -	\$ -	\$ -	\$ 1,070,884	28.29%
	Total		\$ 16,046,549	\$ 11,472,198							
SOUTHMAVD ELEMENTARY SCHOOL	Architect	PERSPECTIVA	\$ 472,178	\$ 472,178	\$ 472,178	\$ -	\$ 225,780	\$ 29,730	\$ -	\$ 472,178	100.00%
SOUTHMAVD ELEMENTARY SCHOOL	CMAR	SOUTHWAY TEXAS, INC.	\$ 9,970,381	\$ 9,635,982	\$ -	\$ -	\$ -	\$ -	\$ -	\$ -	0.00%
SOUTHMAVD ELEMENTARY SCHOOL	Other	VARIOUS VENDORS	\$ 2,174,575	\$ 1,182,374	\$ 830,269	\$ 8,828	\$ -	\$ -	\$ -	\$ 839,096	36.89%
	Total		\$ 12,717,134	\$ 11,290,534							
STERLING HIGH SCHOOL	Architect	HUERTA & ASSOCIATES ARCHITECTS	\$ 224,855	\$ 178,492	\$ 224,855	\$ -	\$ -	\$ -	\$ -	\$ 224,855	100.00%
STERLING HIGH SCHOOL	Other	VARIOUS VENDORS	\$ 1,785,104	\$ 1,774,151	\$ 132,357	\$ 50,824	\$ -	\$ -	\$ -	\$ 183,181	10.26%
	Total		\$ 2,009,959	\$ 1,952,643							
SUGAR GROVE ACADEMY	Architect	COURTNEY HARPER + PARTNERS	\$ 262,125	\$ 257,986	\$ 262,125	\$ -	\$ -	\$ -	\$ -	\$ 262,125	100.00%
SUGAR GROVE ACADEMY	CSP Contractor	HORIZON INTERNATIONAL GROUP	\$ 2,720,174	\$ 2,720,174	\$ 2,720,174	\$ -	\$ -	\$ -	\$ -	\$ 2,720,174	100.00%
SUGAR GROVE ACADEMY	Other	VARIOUS VENDORS	\$ 798,511	\$ 798,511	\$ 26,088	\$ 13,089	\$ -	\$ -	\$ -	\$ 39,177	4.91%
	Total		\$ 3,780,810	\$ 3,776,671							
SUTTON ELEMENTARY SCHOOL	Architect	PFLUGER ASSOCIATES LP	\$ 482,638	\$ 476,718	\$ -	\$ -	\$ -	\$ 151,870	\$ -	\$ 151,870	31.47%
SUTTON ELEMENTARY SCHOOL	CSP Contractor	SOLIDARITY CONTRACTING LLC	\$ 3,397,591	\$ 3,003,985	\$ -	\$ -	\$ -	\$ 34,847	\$ 381,129	\$ 415,976	12.24%
SUTTON ELEMENTARY SCHOOL	Other	VARIOUS VENDORS	\$ 1,810,235	\$ 1,752,708	\$ 208,277	\$ 59,158	\$ -	\$ -	\$ -	\$ 267,435	14.77%
	Total		\$ 5,690,463	\$ 5,233,410							
THOMAS MIDDLE SCHOOL	Architect	ARCHITECTNICS / 3, INC.	\$ 120,189	\$ 120,189	\$ 120,189	\$ -	\$ 52,500	\$ -	\$ -	\$ 120,189	100.00%
THOMAS MIDDLE SCHOOL	Other	VARIOUS VENDORS	\$ 2,442,019	\$ 2,442,019	\$ 207,811	\$ 22,283	\$ -	\$ -	\$ -	\$ 230,094	9.42%
	Total		\$ 2,562,208	\$ 2,562,208							
WASHINGTON HIGH SCHOOL	Architect	POLYTECH, INC.	\$ 53,061	\$ 53,061	\$ -	\$ -	\$ -	\$ 44,879	\$ 14,000	\$ 58,879	110.97%
WASHINGTON HIGH SCHOOL	Other	VARIOUS VENDORS	\$ 1,340,848	\$ 1,340,848	\$ 183,054	\$ 132,847	\$ -	\$ -	\$ 183,063	\$ 498,963	37.21%
	Total		\$ 1,393,909	\$ 1,393,909							
WESTBURY HIGH SCHOOL	Architect	RWS ARCHITECTS, INC.	\$ 182,726	\$ 182,726	\$ 182,726	\$ -	\$ 14,421	\$ -	\$ -	\$ 182,726	100.00%
WESTBURY HIGH SCHOOL	CSP Contractor	FORT BEND MECHANICAL LTD.	\$ 1,631,109	\$ 1,626,609	\$ -	\$ -	\$ -	\$ 151,112	\$ 19,200	\$ 170,312	10.44%
WESTBURY HIGH SCHOOL	Other	VARIOUS VENDORS	\$ 3,108,180	\$ 3,107,320	\$ 549,040	\$ 88,283	\$ -	\$ -	\$ -	\$ 637,323	20.50%
	Total		\$ 4,922,015	\$ 4,916,655							
WHIDBY ELEMENTARY SCHOOL	Architect	BROWN REYNOLDS WATFORD ARCHITECTS,	\$ 263,427	\$ 263,427	\$ -	\$ -	\$ -	\$ 20,730	\$ 69,900	\$ 90,630	34.40%
WHIDBY ELEMENTARY SCHOOL	CSP Contractor	COMEX CORPORATION	\$ 3,243,290	\$ 3,243,290	\$ 3,243,290	\$ 79,797	\$ 223,489	\$ -	\$ -	\$ 3,243,290	100.00%
WHIDBY ELEMENTARY SCHOOL	Other	VARIOUS VENDORS	\$ 385,072	\$ 385,072	\$ 189,380	\$ 17,194	\$ -	\$ -	\$ -	\$ 206,574	53.65%
	Total		\$ 3,891,789	\$ 3,889,789							
WHITTIER ELEMENTARY SCHOOL	Architect	PROZGIN ARCHITECTS INC.	\$ 153,402	\$ 153,402	\$ -	\$ -	\$ -	\$ 4,200	\$ 3,148	\$ 7,348	4.67%
WHITTIER ELEMENTARY SCHOOL	CSP Contractor	RHJ-JCC (PRIME)	\$ 968,576	\$ 968,576	\$ 968,576	\$ -	\$ -	\$ -	\$ -	\$ 968,576	100.00%
WHITTIER ELEMENTARY SCHOOL	CSP Contractor	ICI CONSTRUCTION INC.	\$ 1,732,851	\$ 1,667,246	\$ -	\$ -	\$ -	\$ -	\$ -	\$ -	0.00%
WHITTIER ELEMENTARY SCHOOL	Other	VARIOUS VENDORS	\$ 546,744	\$ 429,270	\$ 116,389	\$ 84,737	\$ -	\$ -	\$ -	\$ 201,126	36.79%
	Total		\$ 3,405,675	\$ 3,218,494							
WOODSON PK-8 SCHOOL	Architect	MERRIMAN HOLT ARCHITECTS	\$ 145,356	\$ 145,356	\$ -	\$ -	\$ -	\$ 26,238	\$ -	\$ 26,238	18.05%
WOODSON PK-8 SCHOOL	CSP Contractor	PRIME CONTRACTORS INC.	\$ 1,058,593	\$ 1,058,593	\$ -	\$ -	\$ -	\$ -	\$ -	\$ -	0.00%
WOODSON PK-8 SCHOOL	Other	VARIOUS VENDORS	\$ 916,933	\$ 688,864	\$ 251,221	\$ 65,414	\$ -	\$ -	\$ -	\$ 316,634	34.53%
	Total		\$ 2,120,882	\$ 1,892,814							
YATES HIGH SCHOOL	Architect	HARRISONKORNBERG ARCHITECTS, LLC	\$ 228,766	\$ 228,766	\$ 228,766	\$ -	\$ 50,500	\$ -	\$ -	\$ 228,766	100.00%
YATES HIGH SCHOOL	CSP Contractor	PIRAMID CONSTRUCTORS, INC.	\$ 1,907,311	\$ 1,907,311	\$ -	\$ -	\$ -	\$ 419,432	\$ -	\$ 419,432	21.99%
YATES HIGH SCHOOL	Other	VARIOUS VENDORS	\$ 1,778,390	\$ 1,730,682	\$ 213,659	\$ 53,374	\$ -	\$ -	\$ -	\$ 267,033	15.02%
	Total		\$ 3,914,447	\$ 3,866,693							

BUSINESS ASSISTANCE (M/WBE)

2007 BOND REPORT

School Name	Vendor / Project Type	Vendor Name	Contracted Amount	Payments to Date	First Tier MBE Spend	First Tier WBE Spend	Additional MBE Spend	Additional WBE Spend	Second Tier MBE Spend	Second Tier WBE Spend	Total M/WBE Commitment Amount	Total M/WBE Committed Percentage
BURBANK ELEMENTARY SCHOOL	Architect	Nitex Corporation	\$ 215,088	\$ 213,373	\$ -	\$ 215,088	\$ 16,770	\$ -	\$ -	\$ -	\$ 215,088	100.00%
BURBANK ELEMENTARY SCHOOL	CSP Contractor	PRIME CONTRACTORS INC.	\$ 2,277,528	\$ 2,149,957	\$ -	\$ -	\$ -	\$ -	\$ -	\$ -	\$ -	0.00%
BURBANK ELEMENTARY SCHOOL	Other	VARIOUS VENDORS	\$ 1,819,309	\$ 1,286,249	\$ 1,019,430	\$ 46,725	\$ -	\$ -	\$ -	\$ -	\$ 1,066,155	58.60%
		Total	\$ 4,311,925	\$ 3,649,579	\$ -	\$ -	\$ -	\$ -	\$ -	\$ -	\$ -	
CULLEN MIDDLE SCHOOL	Architect	RDC ARCHITECTS	\$ 651,293	\$ 646,622	\$ 651,293	\$ -	\$ 161,500	\$ 26,000	\$ -	\$ -	\$ 651,293	100.00%
CULLEN MIDDLE SCHOOL	CSP Contractor	DT CONSTRUCTION	\$ 10,437,412	\$ 10,437,412	\$ -	\$ -	\$ -	\$ -	\$ 883,500	\$ 2,370,000	\$ 3,253,500	31.17%
CULLEN MIDDLE SCHOOL	Other	VARIOUS VENDORS	\$ 2,035,281	\$ 2,034,388	\$ 671,920	\$ 129,220	\$ -	\$ -	\$ -	\$ -	\$ 801,140	39.36%
		Total	\$ 13,123,986	\$ 13,118,427	\$ -	\$ -	\$ -	\$ -	\$ -	\$ -	\$ -	
CHATHAM ELEMENTARY SCHOOL	Other	VARIOUS VENDORS	\$ 152,573	\$ 1,000	\$ -	\$ -	\$ -	\$ -	\$ -	\$ -	\$ -	0.00%
		Total	\$ 152,573	\$ 1,000	\$ -	\$ -	\$ -	\$ -	\$ -	\$ -	\$ -	
DAVILA ELEMENTARY SCHOOL	Architect	MOLINA WALKER ARCHITECTS, INC.	\$ 259,667	\$ 256,691	\$ -	\$ 259,667	\$ -	\$ -	\$ -	\$ -	\$ 259,667	100.00%
DAVILA ELEMENTARY SCHOOL	CSP Contractor	PRIME CONTRACTORS INC.	\$ 1,958,803	\$ 1,958,803	\$ -	\$ -	\$ -	\$ -	\$ 544,619	\$ 55,825	\$ 600,444	30.65%
DAVILA ELEMENTARY SCHOOL	Other	VARIOUS VENDORS	\$ 1,047,343	\$ 973,091	\$ 133,635	\$ 75,996	\$ -	\$ -	\$ -	\$ -	\$ 209,631	20.02%
		Total	\$ 3,265,812	\$ 3,188,785	\$ -	\$ -	\$ -	\$ -	\$ -	\$ -	\$ -	
DEADY MIDDLE SCHOOL	Architect	PERSPECTIVA	\$ 112,539	\$ 112,529	\$ 112,539	\$ -	\$ 178,488	\$ 17,340	\$ -	\$ -	\$ 112,529	100.00%
DEADY MIDDLE SCHOOL	CSP Contractor	PRIME CONTRACTORS INC.	\$ 2,361,121	\$ 2,249,011	\$ -	\$ -	\$ -	\$ -	\$ -	\$ -	\$ -	0.00%
DEADY MIDDLE SCHOOL	Other	VARIOUS VENDORS	\$ 605,267	\$ 556,136	\$ 222,785	\$ 76,499	\$ -	\$ -	\$ -	\$ -	\$ 299,285	49.45%
		Total	\$ 3,078,917	\$ 2,917,676	\$ -	\$ -	\$ -	\$ -	\$ -	\$ -	\$ -	
GARCIA ELEMENTARY SCHOOL	Architect	Nitex Corporation	\$ 84,310	\$ 83,694	\$ -	\$ 84,310	\$ 7,700	\$ -	\$ -	\$ -	\$ 84,310	100.00%
GARCIA ELEMENTARY SCHOOL	CSP Contractor	PRIME CONTRACTORS INC.	\$ 942,946	\$ 903,496	\$ -	\$ -	\$ -	\$ -	\$ -	\$ -	\$ -	0.00%
GARCIA ELEMENTARY SCHOOL	Other	VARIOUS VENDORS	\$ 249,731	\$ 155,371	\$ 57,767	\$ -	\$ -	\$ -	\$ -	\$ -	\$ 58,217	23.31%
		Total	\$ 1,276,987	\$ 1,142,560	\$ -	\$ -	\$ -	\$ -	\$ -	\$ -	\$ -	
GARDEN VILLAS ELEMENTARY SCHOOL	Architect	MERRIMAN HOLT ARCHITECTS	\$ 419,977	\$ 419,977	\$ -	\$ -	\$ -	\$ -	\$ 102,765	\$ -	\$ 102,765	24.47%
GARDEN VILLAS ELEMENTARY SCHOOL	CSP Contractor	PRIME CONTRACTORS INC.	\$ 4,907,036	\$ 4,907,036	\$ -	\$ -	\$ -	\$ -	\$ -	\$ -	\$ -	0.00%
GARDEN VILLAS ELEMENTARY SCHOOL	Other	VARIOUS VENDORS	\$ 895,612	\$ 895,120	\$ 231,837	\$ 38,263	\$ -	\$ -	\$ -	\$ -	\$ 270,100	30.16%
		Total	\$ 6,222,615	\$ 6,222,123	\$ -	\$ -	\$ -	\$ -	\$ -	\$ -	\$ -	
LAMAR HIGH SCHOOL	Architect	VUK ARCHITECTS	\$ 534,260	\$ 534,260	\$ -	\$ -	\$ -	\$ -	\$ 20,000	\$ 142,580	\$ 162,580	30.43%
LAMAR HIGH SCHOOL	CSP Contractor	RHJ-JDC (PRIME)	\$ 2,978,228	\$ 2,978,228	\$ -	\$ -	\$ -	\$ -	\$ -	\$ -	\$ -	0.00%
LAMAR HIGH SCHOOL	Other	COMEX CORPORATION	\$ 2,743,678	\$ 2,743,678	\$ -	\$ 2,743,678	\$ -	\$ -	\$ -	\$ -	\$ 2,743,678	100.00%
LAMAR HIGH SCHOOL	Other	VARIOUS VENDORS	\$ 2,738,177	\$ 2,727,677	\$ 1,320,355	\$ 23,534	\$ -	\$ -	\$ -	\$ -	\$ 1,343,889	49.08%
		Total	\$ 8,994,343	\$ 8,983,443	\$ -	\$ -	\$ -	\$ -	\$ -	\$ -	\$ -	
LYONS ELEMENTARY SCHOOL	Architect	Nitex Corporation	\$ 104,277	\$ 103,233	\$ -	\$ 104,277	\$ 9,000	\$ -	\$ -	\$ -	\$ 104,277	100.00%
LYONS ELEMENTARY SCHOOL	CSP Contractor	PRIME CONTRACTORS INC.	\$ 928,338	\$ 888,988	\$ -	\$ -	\$ -	\$ -	\$ -	\$ -	\$ -	0.00%
LYONS ELEMENTARY SCHOOL	Other	VARIOUS VENDORS	\$ 237,933	\$ 212,805	\$ 95,443	\$ 64,152	\$ -	\$ -	\$ -	\$ -	\$ 159,595	67.08%
		Total	\$ 1,270,548	\$ 1,205,317	\$ -	\$ -	\$ -	\$ -	\$ -	\$ -	\$ -	
MCARTHUR ELEMENTARY SCHOOL	Other	VARIOUS VENDORS	\$ 97,203	\$ 97,203	\$ 19,181	\$ 45,032	\$ -	\$ -	\$ -	\$ -	\$ 64,213	66.06%
		Total	\$ 97,203	\$ 97,203	\$ -	\$ -	\$ -	\$ -	\$ -	\$ -	\$ -	
MCREYNOLDS MIDDLE SCHOOL	Architect	AUTODACH	\$ 600,805	\$ 575,935	\$ -	\$ 600,805	\$ -	\$ -	\$ -	\$ -	\$ 600,805	100.00%
MCREYNOLDS MIDDLE SCHOOL	CMAR	SATTFIELD & POWTIKES CONST.	\$ 8,932,203	\$ 8,731,848	\$ -	\$ -	\$ -	\$ -	\$ -	\$ -	\$ -	0.00%
MCREYNOLDS MIDDLE SCHOOL	Other	VARIOUS VENDORS	\$ 1,859,744	\$ 1,743,790	\$ 420,570	\$ 86,220	\$ -	\$ -	\$ -	\$ -	\$ 506,790	27.25%
		Total	\$ 11,392,753	\$ 11,051,573	\$ -	\$ -	\$ -	\$ -	\$ -	\$ -	\$ -	
NEFF/WHITE RELIEF	Architect	PDG, INC.	\$ 895,657	\$ 895,657	\$ -	\$ -	\$ -	\$ -	\$ 79,528	\$ 92,000	\$ 171,528	19.15%
NEFF/WHITE RELIEF	CMAR	SATTFIELD & POWTIKES CONST.	\$ 11,357,497	\$ 11,357,497	\$ -	\$ -	\$ -	\$ -	\$ -	\$ -	\$ -	0.00%
NEFF/WHITE RELIEF	Other	VARIOUS VENDORS	\$ 2,514,592	\$ 2,514,592	\$ 655,620	\$ 328,310	\$ -	\$ -	\$ -	\$ -	\$ 981,930	39.13%
		Total	\$ 14,767,747	\$ 14,767,747	\$ -	\$ -	\$ -	\$ -	\$ -	\$ -	\$ -	
NORTH HOUSTON EARLY COLLEGE HIGH SCHOOL	Architect	GENSLER	\$ 74,835	\$ 39,594	\$ -	\$ -	\$ -	\$ -	\$ -	\$ -	\$ -	0.00%
NORTH HOUSTON EARLY COLLEGE HIGH SCHOOL	Other	VARIOUS VENDORS	\$ 355,712	\$ 355,712	\$ -	\$ 3,818	\$ -	\$ -	\$ -	\$ -	\$ 3,818	1.07%
		Total	\$ 430,547	\$ 395,306	\$ -	\$ -	\$ -	\$ -	\$ -	\$ -	\$ -	
PORT HOUSTON ELEMENTARY SCHOOL	Architect	STOA INTERNATIONAL ARCHITECTS, INC.	\$ 42,982	\$ 42,982	\$ 42,982	\$ -	\$ -	\$ -	\$ -	\$ -	\$ 42,982	100.00%
PORT HOUSTON ELEMENTARY SCHOOL	Other	VARIOUS VENDORS	\$ 482,584	\$ 376,620	\$ 8,932	\$ 3,478	\$ -	\$ -	\$ -	\$ -	\$ 12,410	2.57%
		Total	\$ 525,566	\$ 407,831	\$ -	\$ -	\$ -	\$ -	\$ -	\$ -	\$ -	
REVERE MIDDLE SCHOOL	Architect	CLARK CONDON ASSOCIATES INC	\$ 48,742	\$ 48,742	\$ -	\$ 48,742	\$ -	\$ -	\$ -	\$ -	\$ 48,742	100.00%
REVERE MIDDLE SCHOOL	CSP Contractor	DT CONSTRUCTION	\$ 674,576	\$ 674,576	\$ -	\$ -	\$ -	\$ -	\$ -	\$ -	\$ -	0.00%
REVERE MIDDLE SCHOOL	Other	VARIOUS VENDORS	\$ 1,038,543	\$ 823,169	\$ 354,780	\$ 2,465	\$ -	\$ -	\$ -	\$ -	\$ 357,245	34.40%
		Total	\$ 1,761,862	\$ 1,545,495	\$ -	\$ -	\$ -	\$ -	\$ -	\$ -	\$ -	
RIVER OAKS ELEMENTARY SCHOOL	Other	VARIOUS VENDORS	\$ 259,603	\$ 229,879	\$ 141,005	\$ 8,059	\$ -	\$ -	\$ -	\$ -	\$ 149,064	57.42%
		Total	\$ 259,603	\$ 229,879	\$ -	\$ -	\$ -	\$ -	\$ -	\$ -	\$ -	
ROSS ELEMENTARY SCHOOL	Architect	HARRISONKONBERG ARCHITECTS, LLC	\$ 153,155	\$ 138,680	\$ 153,155	\$ -	\$ -	\$ -	\$ -	\$ -	\$ 153,155	100.00%
ROSS ELEMENTARY SCHOOL	Other	VARIOUS VENDORS	\$ 1,648,415	\$ 1,412,711	\$ 326,166	\$ 264,748	\$ -	\$ -	\$ 69,310	\$ -	\$ 660,225	40.05%
		Total	\$ 1,801,570	\$ 1,551,452	\$ -	\$ -	\$ -	\$ -	\$ -	\$ -	\$ -	
BAYLOR COLLEGE OF MEDICINE @ RYAN (FORMERLY RYAN MS)	Architect	HARRISONKONBERG ARCHITECTS, LLC	\$ 575,892	\$ 444,235	\$ 575,892	\$ -	\$ 137,000	\$ -	\$ -	\$ -	\$ 575,892	100.00%
BAYLOR COLLEGE OF MEDICINE @ RYAN (FORMERLY RYAN MS)	Other	VARIOUS VENDORS	\$ 3,900,130	\$ 3,774,081	\$ 1,323,921	\$ 458,206	\$ -	\$ -	\$ -	\$ -	\$ 1,781,126	45.69%
		Total	\$ 4,476,082	\$ 4,218,315	\$ -	\$ -	\$ -	\$ -	\$ -	\$ -	\$ -	
SHARPSTOWN HIGH SCHOOL	Architect	PDG, INC.	\$ 127,342	\$ 127,342	\$ -	\$ -	\$ -	\$ -	\$ -	\$ -	\$ 18,455	14.49%
SHARPSTOWN HIGH SCHOOL	CSP Contractor	FORT BEND MECHANICAL LTD.	\$ 1,536,264	\$ 1,536,264	\$ -	\$ -	\$ -	\$ -	\$ 374,558	\$ 165,151	\$ 539,709	35.13%
SHARPSTOWN HIGH SCHOOL	Other	VARIOUS VENDORS	\$ 1,216,251	\$ 1,216,251	\$ 112,975	\$ 28,975	\$ -	\$ -	\$ -	\$ -	\$ 141,950	11.67%
		Total	\$ 2,879,858	\$ 2,879,858	\$ -	\$ -	\$ -	\$ -	\$ -	\$ -	\$ -	
SHERMAN ELEMENTARY SCHOOL	Architect	PERSPECTIVA	\$ 667,096	\$ 667,096	\$ -	\$ 667,096	\$ 18,500	\$ -	\$ -	\$ -	\$ 667,096	100.00%
SHERMAN ELEMENTARY SCHOOL	CMAR	COMEX CORPORATION	\$ 12,355,149	\$ 12,355,149	\$ -	\$ -	\$ -	\$ -	\$ -	\$ -	\$ 12,355,149	100.00%
SHERMAN ELEMENTARY SCHOOL	Other	VARIOUS VENDORS	\$ 3,853,604	\$ 3,826,446	\$ 1,015,506	\$ 69,968	\$ -	\$ -	\$ -	\$ -	\$ 1,085,473	28.17%
		Total	\$ 16,875,848	\$ 16,848,790	\$ -	\$ -	\$ -	\$ -	\$ -	\$ -	\$ -	

School Name	Vendor / Project Type	Vendor Name	Contracted Amount	Payments to Date	First Tier MBE Spend	First Tier WBE Spend	Additional MBE Spend	Additional WBE Spend	Second Tier MBE Spend	Second Tier WBE Spend	Total M/WBE Commitment Amount	Total M/WBE Committed Percentage
STEVENSON MIDDLE SCHOOL	Architect	RWS ARCHITECTS, INC.	\$ 198,971	\$ 196,508	\$ -	\$ 198,971	\$ -	\$ 40,000	\$ -	\$ -	\$ 198,971	100.00%
STEVENSON MIDDLE SCHOOL	CSP Contractor	PRIME CONTRACTORS INC.	\$ 2,408,495	\$ 2,408,495	\$ -	\$ -	\$ -	\$ -	\$ 257,600	\$ 232,471	\$ 490,071	20.35%
STEVENSON MIDDLE SCHOOL	Other	VARIOUS VENDORS	\$ 398,641	\$ 394,730	\$ 95,775	\$ 165,134	\$ -	\$ -	\$ -	\$ -	\$ 260,908	65.45%
	Total		\$ 3,006,107	\$ 2,999,734	\$ -	\$ -	\$ -	\$ -	\$ -	\$ -	\$ -	
SINCLAIR ELEMENTARY SCHOOL	Other	VARIOUS VENDORS	\$ 567,301	\$ 572,676	\$ 121,275	\$ 45,703	\$ -	\$ -	\$ -	\$ -	\$ 166,979	29.43%
	Total		\$ 567,301	\$ 572,676	\$ -	\$ -	\$ -	\$ -	\$ -	\$ -	\$ -	
THE RUSK SCHOOL	Architect	STON INTERNATIONAL ARCHITECTS, INC.	\$ 526,697	\$ 503,512	\$ 526,697	\$ -	\$ -	\$ -	\$ -	\$ -	\$ 526,697	100.00%
THE RUSK SCHOOL	CMAR	SCATTERFIELD & PONTIKES CONST.	\$ 7,949,866	\$ 7,931,546	\$ -	\$ -	\$ -	\$ -	\$ -	\$ -	\$ -	0.00%
THE RUSK SCHOOL	Other	VARIOUS VENDORS	\$ 2,377,739	\$ 1,827,823	\$ 445,552	\$ 204,257	\$ -	\$ -	\$ -	\$ -	\$ 649,809	27.33%
	Total		\$ 10,854,302	\$ 10,262,880	\$ -	\$ -	\$ -	\$ -	\$ -	\$ -	\$ -	
WALTRIP HIGH SCHOOL	Architect	GENSLER	\$ 1,729,437	\$ 1,546,215	\$ -	\$ -	\$ -	\$ -	\$ 270,440	\$ 36,244	\$ 306,684	17.73%
WALTRIP HIGH SCHOOL	CSP Contractor	FORT BEND MECHANICAL LTD.	\$ 12,142,412	\$ 6,996,134	\$ -	\$ -	\$ -	\$ -	\$ 2,027,003	\$ 2,439,600	\$ 4,466,603	36.79%
WALTRIP HIGH SCHOOL	Other	VARIOUS VENDORS	\$ 4,743,144	\$ 4,638,895	\$ 1,171,604	\$ 709,484	\$ -	\$ -	\$ -	\$ -	\$ 1,881,088	39.66%
	Total		\$ 18,614,993	\$ 13,181,244	\$ -	\$ -	\$ -	\$ -	\$ -	\$ -	\$ -	
WORTHING HIGH SCHOOL	Architect	MOLINA WALKER ARCHITECTS, INC.	\$ 1,563,691	\$ 1,248,376	\$ -	\$ 1,563,691	\$ 17,000	\$ 12,500	\$ -	\$ -	\$ 1,583,691	100.00%
WORTHING HIGH SCHOOL	CSP Contractor	FORT BEND MECHANICAL LTD.	\$ 14,416,567	\$ 3,910,871	\$ -	\$ -	\$ -	\$ -	\$ 1,021,925	\$ 243,679	\$ 1,265,604	8.78%
WORTHING HIGH SCHOOL	CSP Contractor	BALFOUR BEATTY CONSTRUCTION, LLC	\$ 30,000	\$ 30,000	\$ -	\$ -	\$ -	\$ -	\$ -	\$ -	\$ -	0.00%
WORTHING HIGH SCHOOL	Other	VARIOUS VENDORS	\$ 2,322,860	\$ 1,928,915	\$ 472,073	\$ 146,310	\$ -	\$ -	\$ -	\$ -	\$ 618,383	26.62%
	Total		\$ 18,333,118	\$ 7,118,361	\$ -	\$ -	\$ -	\$ -	\$ -	\$ -	\$ -	
CAGE ELEMENTARY SCHOOL	Architect	REY DE LA REZA ARCHITECTS	\$ 43,565	\$ 40,310	\$ 43,565	\$ -	\$ -	\$ -	\$ -	\$ -	\$ 43,565	100.00%
CAGE ELEMENTARY SCHOOL	Other	VARIOUS VENDORS	\$ 850,406	\$ 423,763	\$ 25,143	\$ 3,897	\$ -	\$ -	\$ -	\$ -	\$ 29,040	3.41%
	Total		\$ 893,971	\$ 464,073	\$ -	\$ -	\$ -	\$ -	\$ -	\$ -	\$ -	
CODWELL ELEMENTARY SCHOOL	Architect	PKB ARCHITECTS	\$ 90,479	\$ -	\$ -	\$ -	\$ -	\$ -	\$ 5,409	\$ 386	\$ 5,796	6.41%
CODWELL ELEMENTARY SCHOOL	CSP Contractor	PRIME CONTRACTORS INC.	\$ 964,682	\$ 814,046	\$ -	\$ -	\$ -	\$ -	\$ -	\$ -	\$ -	0.00%
CODWELL ELEMENTARY SCHOOL	Other	VARIOUS VENDORS	\$ 521,638	\$ 324,260	\$ 65,397	\$ 142,092	\$ -	\$ -	\$ -	\$ -	\$ 207,489	39.78%
	Total		\$ 1,576,799	\$ 1,138,306	\$ -	\$ -	\$ -	\$ -	\$ -	\$ -	\$ -	
CONDIT ELEMENTARY SCHOOL	Architect	CREB ARCHITECTS	\$ 22,835	\$ 15,071	\$ 22,835	\$ -	\$ -	\$ -	\$ -	\$ -	\$ 22,835	100.00%
CONDIT ELEMENTARY SCHOOL	Architect	VIK ARCHITECTS	\$ 832,416	\$ 362,459	\$ -	\$ -	\$ -	\$ -	\$ -	\$ -	\$ -	0.00%
CONDIT ELEMENTARY SCHOOL	Other	VARIOUS VENDORS	\$ 1,323,848	\$ 416,762	\$ 238,896	\$ 455	\$ -	\$ -	\$ -	\$ -	\$ 239,351	18.08%
	Total		\$ 2,179,099	\$ 794,292	\$ -	\$ -	\$ -	\$ -	\$ -	\$ -	\$ -	
DODDSON ELEMENTARY SCHOOL	Architect	PKB ARCHITECTS	\$ 15,081	\$ 13,275	\$ -	\$ -	\$ -	\$ -	\$ 5,631	\$ 402	\$ 6,033	40.00%
DODDSON ELEMENTARY SCHOOL	Other	VARIOUS VENDORS	\$ 82,437	\$ 82,437	\$ 28,092	\$ 37,707	\$ -	\$ -	\$ -	\$ -	\$ 65,799	79.82%
	Total		\$ 97,518	\$ 95,712	\$ -	\$ -	\$ -	\$ -	\$ -	\$ -	\$ -	
DOWLING MIDDLE SCHOOL	Other	VARIOUS VENDORS	\$ 411,653	\$ 411,653	\$ 228,272	\$ 700	\$ -	\$ -	\$ -	\$ -	\$ 228,972	55.62%
	Total		\$ 411,653	\$ 411,653	\$ -	\$ -	\$ -	\$ -	\$ -	\$ -	\$ -	
DURHAM ELEMENTARY SCHOOL	Architect	RWS ARCHITECTS, INC.	\$ 34,840	\$ 34,840	\$ -	\$ 34,840	\$ 152	\$ 7,892	\$ -	\$ -	\$ 34,840	100.00%
DURHAM ELEMENTARY SCHOOL	Other	VARIOUS VENDORS	\$ 470,038	\$ 470,038	\$ 71,890	\$ 42,469	\$ -	\$ -	\$ -	\$ -	\$ 114,359	24.33%
	Total		\$ 504,879	\$ 504,879	\$ -	\$ -	\$ -	\$ -	\$ -	\$ -	\$ -	
ELROD ELEMENTARY SCHOOL	Architect	CREB ARCHITECTS	\$ 38,761	\$ 38,761	\$ 38,761	\$ -	\$ -	\$ -	\$ -	\$ -	\$ 38,761	100.00%
ELROD ELEMENTARY SCHOOL	CSP Contractor	PRIME CONTRACTORS INC.	\$ 576,729	\$ 574,329	\$ -	\$ -	\$ -	\$ -	\$ -	\$ -	\$ -	0.00%
ELROD ELEMENTARY SCHOOL	Other	VARIOUS VENDORS	\$ 492,479	\$ 492,479	\$ 227,844	\$ 254,744	\$ -	\$ -	\$ -	\$ -	\$ 482,588	97.99%
	Total		\$ 1,079,968	\$ 1,104,223	\$ -	\$ -	\$ -	\$ -	\$ -	\$ -	\$ -	
FRANKLIN ELEMENTARY SCHOOL	Architect	COURTNEY HARPER + PARTNERS ARCHITECTS, L.C.	\$ 35,517	\$ 29,604	\$ -	\$ 35,517	\$ -	\$ -	\$ -	\$ -	\$ 35,517	100.00%
FRANKLIN ELEMENTARY SCHOOL	Other	VARIOUS VENDORS	\$ 1,213,271	\$ 1,169,650	\$ 33,020	\$ 104,514	\$ -	\$ -	\$ -	\$ -	\$ 137,535	11.34%
	Total		\$ 1,248,788	\$ 1,199,254	\$ -	\$ -	\$ -	\$ -	\$ -	\$ -	\$ -	
GOLFCREST ELEMENTARY SCHOOL	Architect	PKB ARCHITECTS	\$ 135,855	\$ 37,693	\$ -	\$ -	\$ -	\$ -	\$ 15,296	\$ 1,093	\$ 16,388	12.06%
GOLFCREST ELEMENTARY SCHOOL	CSP Contractor	PRIME CONTRACTORS INC.	\$ 601,461	\$ 345,663	\$ -	\$ -	\$ -	\$ -	\$ -	\$ -	\$ -	0.00%
GOLFCREST ELEMENTARY SCHOOL	Other	VARIOUS VENDORS	\$ 241,217	\$ 96,140	\$ 69,376	\$ 7,558	\$ -	\$ -	\$ -	\$ -	\$ 76,934	31.89%
	Total		\$ 978,533	\$ 479,493	\$ -	\$ -	\$ -	\$ -	\$ -	\$ -	\$ -	
MANDARIN CHINESE LANGUAGE IMMERSION MAGNET SCHOOL	Architect	MOLINA WALKER ARCHITECTS, INC.	\$ 63,526	\$ 63,526	\$ -	\$ 63,526	\$ -	\$ -	\$ -	\$ -	\$ 63,526	100.00%
MANDARIN CHINESE LANGUAGE IMMERSION MAGNET SCHOOL	Other	VARIOUS VENDORS	\$ 460,923	\$ 460,923	\$ 311,420	\$ 3,562	\$ -	\$ -	\$ -	\$ -	\$ 314,982	68.34%
	Total		\$ 524,449	\$ 524,449	\$ -	\$ -	\$ -	\$ -	\$ -	\$ -	\$ -	
HIGH SCHOOL FOR LAW ENFORCEMENT & CRIMINAL JUSTICE	Architect	REY DE LA REZA ARCHITECTS	\$ 49,000	\$ 47,775	\$ 49,000	\$ -	\$ -	\$ -	\$ -	\$ -	\$ 49,000	100.00%
HIGH SCHOOL FOR LAW ENFORCEMENT & CRIMINAL JUSTICE	Other	VARIOUS VENDORS	\$ 209,040	\$ 208,506	\$ 34,901	\$ 53,775	\$ -	\$ -	\$ -	\$ -	\$ 88,676	42.42%
	Total		\$ 258,040	\$ 213,281	\$ -	\$ -	\$ -	\$ -	\$ -	\$ -	\$ -	
HOGG MIDDLE SCHOOL	Architect	ENGLISH + ASSOCIATES ARCHITECTS, IN	\$ 411,825	\$ 263,800	\$ -	\$ 411,825	\$ -	\$ -	\$ -	\$ -	\$ 411,825	100.00%
HOGG MIDDLE SCHOOL	CSP Contractor	HORIZON INTERNATIONAL GROUP	\$ 491,143	\$ 491,143	\$ -	\$ -	\$ -	\$ -	\$ -	\$ -	\$ 491,143	100.00%
HOGG MIDDLE SCHOOL	CSP Contractor	COMEX CORPORATION	\$ 6,642,749	\$ 3,643,302	\$ -	\$ 6,642,749	\$ -	\$ -	\$ -	\$ -	\$ 6,642,749	100.00%
HOGG MIDDLE SCHOOL	Other	VARIOUS VENDORS	\$ 1,524,662	\$ 1,419,398	\$ 453,920	\$ 91,163	\$ 6,000	\$ -	\$ -	\$ -	\$ 545,083	35.82%
	Total		\$ 9,062,379	\$ 5,818,042	\$ -	\$ -	\$ -	\$ -	\$ -	\$ -	\$ -	
KOLTER ELEMENTARY SCHOOL	Architect	CREB ARCHITECTS	\$ 30,358	\$ 25,880	\$ 30,358	\$ -	\$ -	\$ -	\$ -	\$ -	\$ 30,358	100.00%
KOLTER ELEMENTARY SCHOOL	CSP Contractor	PRIME CONTRACTORS INC.	\$ 422,561	\$ 416,961	\$ -	\$ -	\$ -	\$ -	\$ -	\$ -	\$ -	0.00%
KOLTER ELEMENTARY SCHOOL	Other	VARIOUS VENDORS	\$ 154,944	\$ 132,481	\$ 64,404	\$ 49,422	\$ -	\$ -	\$ -	\$ -	\$ 113,826	73.46%
	Total		\$ 607,864	\$ 574,321	\$ -	\$ -	\$ -	\$ -	\$ -	\$ -	\$ -	
LAW ELEMENTARY SCHOOL	Architect	PKB ARCHITECTS	\$ 57,855	\$ 34,290	\$ -	\$ -	\$ -	\$ -	\$ 13,915	\$ 994	\$ 14,909	25.77%
LAW ELEMENTARY SCHOOL	CSP Contractor	PRIME CONTRACTORS INC.	\$ 824,883	\$ 790,873	\$ -	\$ -	\$ -	\$ -	\$ -	\$ -	\$ -	0.00%
LAW ELEMENTARY SCHOOL	Other	VARIOUS VENDORS	\$ 568,108	\$ 369,571	\$ 231,429	\$ 100,106	\$ -	\$ -	\$ -	\$ -	\$ 331,534	58.36%
	Total		\$ 1,450,846	\$ 1,194,734	\$ -	\$ -	\$ -	\$ -	\$ -	\$ -	\$ -	
MACGREGOR ELEMENTARY SCHOOL	Architect	RWS ARCHITECTS, INC.	\$ 39,307	\$ 36,812	\$ 39,307	\$ 7,063	\$ -	\$ -	\$ -	\$ -	\$ 39,307	100.00%
MACGREGOR ELEMENTARY SCHOOL	Other	VARIOUS VENDORS	\$ 837,561	\$ 762,245	\$ 68,127	\$ 224,186	\$ -	\$ -	\$ -	\$ -	\$ 292,313	34.90%
	Total		\$ 876,868	\$ 799,057	\$ -	\$ -	\$ -	\$ -	\$ -	\$ -	\$ -	

BUSINESS ASSISTANCE (M/WBE)

2007 BOND REPORT

School Name	Vendor / Project Type	Vendor Name	Contracted Amount	Payments to Date	First Tier MBE Spend	First Tier WBE Spend	Additional MBE Spend	Additional WBE Spend	Second Tier MBE Spend	Second Tier WBE Spend	Total M/WBE Commitment Amount	Total M/WBE Committed Percentage
MILBY HIGH SCHOOL	Architect	COURTNEY HARPER + PARTNERS ARCHITECTS, L.C.	\$ 126,011	\$ 37,361	\$ -	\$ 126,011	\$ -	\$ -	\$ -	\$ -	\$ 126,011	100.00%
MILBY HIGH SCHOOL	Other	VARIOUS VENDORS	\$ 744,510	\$ -	\$ 135,306	\$ -	\$ -	\$ -	\$ -	\$ -	\$ 135,306	18.17%
		Total	\$ 870,521	\$ 781,871								
PARKER ELEMENTARY SCHOOL	Architect	CEB ARCHITECTS	\$ 126,076	\$ 76,773	\$ 126,076	\$ -	\$ 4,957	\$ 1,240	\$ -	\$ -	\$ 126,076	100.00%
PARKER ELEMENTARY SCHOOL	CSP Contractor	PRIME CONTRACTORS INC.	\$ 407,466	\$ 398,082	\$ -	\$ -	\$ -	\$ -	\$ -	\$ -	\$ -	0.00%
PARKER ELEMENTARY SCHOOL	Other	VARIOUS VENDORS	\$ 236,928	\$ 230,088	\$ -	\$ -	\$ -	\$ -	\$ -	\$ -	\$ -	0.00%
		Total	\$ 770,471	\$ 706,862								
PUGH ELEMENTARY SCHOOL	Architect	REY DE LA REZA ARCHITECTS	\$ 148,982	\$ 138,132	\$ 148,982	\$ -	\$ -	\$ -	\$ -	\$ -	\$ 148,982	100.00%
PUGH ELEMENTARY SCHOOL	Other	VARIOUS VENDORS	\$ 2,649,050	\$ 880,371	\$ 2,039,932	\$ 219,805	\$ -	\$ -	\$ -	\$ -	\$ 2,259,737	85.08%
		Total	\$ 2,798,032	\$ 1,018,503								
ROGERS MIDDLE SCHOOL	Architect	SUSTAITA ASSOCIATES A.T.A., INC.	\$ 393,583	\$ 383,141	\$ 393,583	\$ -	\$ -	\$ -	\$ -	\$ -	\$ 393,583	100.00%
ROGERS MIDDLE SCHOOL	CSP Contractor	DT CONSTRUCTION	\$ 5,510,084	\$ 5,491,216	\$ -	\$ -	\$ -	\$ -	\$ -	\$ -	\$ -	0.00%
ROGERS MIDDLE SCHOOL	Other	VARIOUS VENDORS	\$ 940,885	\$ 883,460	\$ 151,443	\$ 35,810	\$ -	\$ -	\$ 96,220	\$ 22,229	\$ 305,702	32.49%
		Total	\$ 6,844,552	\$ 6,757,816								
SANCHEZ ELEMENTARY SCHOOL	Architect	COURTNEY HARPER + PARTNERS ARCHITECTS, L.C.	\$ 32,668	\$ 27,338	\$ 32,668	\$ -	\$ -	\$ -	\$ -	\$ -	\$ 32,668	100.00%
SANCHEZ ELEMENTARY SCHOOL	Other	VARIOUS VENDORS	\$ 667,680	\$ 599,111	\$ 19,631	\$ 63,107	\$ -	\$ -	\$ -	\$ -	\$ 82,738	12.39%
		Total	\$ 700,348	\$ 626,449								
SHEARN ELEMENTARY SCHOOL	Architect	CEB ARCHITECTS	\$ 118,933	\$ 95,625	\$ 118,933	\$ -	\$ -	\$ 1,040	\$ -	\$ -	\$ 118,933	100.00%
SHEARN ELEMENTARY SCHOOL	CSP Contractor	PRIME CONTRACTORS INC.	\$ 1,779,094	\$ 1,771,382	\$ -	\$ -	\$ -	\$ -	\$ -	\$ -	\$ -	0.00%
SHEARN ELEMENTARY SCHOOL	Other	VARIOUS VENDORS	\$ 384,012	\$ 380,282	\$ 159,657	\$ 65,967	\$ -	\$ -	\$ -	\$ -	\$ 225,623	58.75%
		Total	\$ 2,282,038	\$ 2,247,289								
SOUTH EARLY COLLEGE HIGH SCHOOL (EMPOWERMENT)	Other	VARIOUS VENDORS	\$ 37,792	\$ 37,792	\$ -	\$ -	\$ -	\$ -	\$ -	\$ -	\$ -	0.00%
		Total	\$ 37,792	\$ 37,792								
EARLY INSTITUTE HIGH SCHOOL	Other	VARIOUS VENDORS	\$ 43,226	\$ -	\$ -	\$ 23,725	\$ -	\$ -	\$ -	\$ -	\$ 23,725	54.89%
		Total	\$ 43,226	\$ -								
WAINWRIGHT ELEMENTARY SCHOOL	Architect	RWS ARCHITECTS, INC.	\$ 139,927	\$ 135,914	\$ -	\$ 139,927	\$ 651	\$ 26,044	\$ -	\$ -	\$ 139,927	100.00%
WAINWRIGHT ELEMENTARY SCHOOL	CSP Contractor	CONTEX CORPORATION	\$ 2,037,014	\$ 1,967,162	\$ -	\$ 2,037,014	\$ -	\$ -	\$ -	\$ -	\$ 2,037,014	100.00%
WAINWRIGHT ELEMENTARY SCHOOL	Other	VARIOUS VENDORS	\$ 598,554	\$ 524,174	\$ 92,751	\$ 46,941	\$ -	\$ -	\$ -	\$ -	\$ 139,692	23.34%
		Total	\$ 2,775,494	\$ 2,627,249								
WINDSOR VILLAGE ELEMENTARY SCHOOL	Architect	VIK ARCHITECTS	\$ 118,202	\$ 26,747	\$ -	\$ -	\$ -	\$ -	\$ -	\$ -	\$ -	0.00%
WINDSOR VILLAGE ELEMENTARY SCHOOL	Other	VARIOUS VENDORS	\$ 1,791,580	\$ 1,497,391	\$ 127,199	\$ 450	\$ -	\$ -	\$ -	\$ -	\$ 127,649	7.12%
		Total	\$ 1,909,782	\$ 1,524,138								
INTERNATIONAL HIGH SCHOOL @ SHARPSTOWN	Architect	PDG, INC.	\$ 292,673	\$ 292,673	\$ -	\$ -	\$ -	\$ -	\$ 25,660	\$ 4,100	\$ 29,760	10.17%
INTERNATIONAL HIGH SCHOOL @ SHARPSTOWN	CSP Contractor	DT CONSTRUCTION	\$ 3,288,984	\$ 3,288,984	\$ -	\$ -	\$ -	\$ -	\$ 800,541	\$ 85,872	\$ 886,412	26.95%
INTERNATIONAL HIGH SCHOOL @ SHARPSTOWN	Other	VARIOUS VENDORS	\$ 1,485,722	\$ 1,222,198	\$ 479,518	\$ 211,724	\$ -	\$ -	\$ -	\$ -	\$ 691,242	46.43%
		Total	\$ 5,070,378	\$ 4,803,655								
GRIMES ELEMENTARY SCHOOL	Architect	SMITH & COMPANY ARCHITECTS, INC.	\$ 189,433	\$ 135,105	\$ 189,433	\$ -	\$ -	\$ -	\$ -	\$ -	\$ 189,433	100.00%
GRIMES ELEMENTARY SCHOOL	Other	VARIOUS VENDORS	\$ 220,068	\$ 220,068	\$ 33,209	\$ 20,722	\$ -	\$ -	\$ -	\$ -	\$ 53,931	24.51%
		Total	\$ 409,500	\$ 355,173								
MCDADE ELEMENTARY SCHOOL	Other	VARIOUS VENDORS	\$ 606,361	\$ 606,361	\$ 32,261	\$ 1,412	\$ -	\$ -	\$ -	\$ -	\$ 33,673	5.55%
		Total	\$ 606,361	\$ 606,361								
RHOADS ELEMENTARY SCHOOL	Architect	MERRIMAN HOLT ARCHITECTS	\$ 100,084	\$ 100,084	\$ -	\$ -	\$ -	\$ -	\$ 37,434	\$ -	\$ 37,434	37.40%
RHOADS ELEMENTARY SCHOOL	Other	VARIOUS VENDORS	\$ 96,996	\$ 96,996	\$ 19,181	\$ 450	\$ -	\$ -	\$ -	\$ -	\$ 19,631	20.24%
		Total	\$ 197,080	\$ 197,080								
SCHOOL ATHLETICS	Architect	Neres Corporation	\$ 956,930	\$ 891,112	\$ -	\$ 956,930	\$ 100,000	\$ -	\$ -	\$ -	\$ 956,930	100.00%
SCHOOL ATHLETICS	Other	VARIOUS VENDORS	\$ 3,141,477	\$ 3,110,369	\$ 441,119	\$ 50,485	\$ -	\$ -	\$ -	\$ -	\$ 491,604	15.65%
		Total	\$ 4,078,407	\$ 4,001,481								
TURNAROUND PROJECTS	Other	VARIOUS VENDORS	\$ 425,055	\$ 425,055	\$ 397,353	\$ -	\$ -	\$ -	\$ -	\$ -	\$ 397,353	93.48%
		Total	\$ 425,055	\$ 425,055								
AECOM SERVICES INC.	CM/PA	AECOM SERVICES INC.	\$ 7,426,323	\$ 7,287,997	\$ -	\$ -	\$ -	\$ -	\$ 1,865,000	\$ 959,806	\$ 2,824,806	38.04%
		Total	\$ 7,426,323	\$ 7,287,997								
ATSER, L.P.	CM/PA	ATSER, L.P.	\$ 7,554,031	\$ 7,554,031	\$ 7,554,031	\$ -	\$ 1,900,000	\$ -	\$ -	\$ -	\$ 7,554,031	100.00%
		Total	\$ 7,554,031	\$ 7,554,031								
JOHNSTON, LLC	CM/PA	JOHNSTON, LLC	\$ 8,510,045	\$ 8,351,532	\$ -	\$ -	\$ -	\$ -	\$ 1,850,000	\$ 384,890	\$ 2,234,890	26.26%
		Total	\$ 8,510,045	\$ 8,351,532								
RICE & GARDNER CONSULTANTS, INC.	CM/PA	RICE & GARDNER CONSULTANTS, INC.	\$ 7,146,821	\$ 7,013,700	\$ -	\$ -	\$ -	\$ -	\$ 1,001,362	\$ 1,005,369	\$ 2,006,731	28.08%
		Total	\$ 7,146,821	\$ 7,013,700								
TURNER-TREVINO-HISD JV	CM/PA	TURNER-TREVINO-HISD JV	\$ 6,665,879	\$ 6,541,717	\$ -	\$ -	\$ -	\$ -	\$ 2,297,974	\$ -	\$ 2,297,974	34.47%
		Total	\$ 6,665,879	\$ 6,541,717								
Design & Construction Total			\$ 738,026,322	\$ 709,265,461								
Other Project Cost Total (Various Vendors)			\$ 252,679,414	\$ 62,855,661								
CM/PA Total			\$ 37,303,099	\$ 36,748,977								
Grand Total*			\$ 1,042,064,438	\$ 998,693,652								

Certified M/WBE firm by one of the following agencies: City of Houston (COH), Houston Minority Supplier Development Council (HMSDC), and/or Women's Business Enterprise Alliance (WBEA).

First Tier Spend is defined as a certified M/WBE firm that invoices HISD directly for goods and/or services. (All invoices paid by HISD.)

Additional Spend is defined as a certified M/WBE firm that subcontracts with another certified M/WBE firm for goods and/or services. (All invoices paid by First Tier M/WBE firm; Additional Spend is not included in the Total M/WBE Commitment.)

Second Tier Spend is defined as a Non-M/WBE firm who subcontracts with a certified M/WBE firm for goods and/or services. (All invoices paid by non-M/WBE firm.)

*Grand Total Contracted Amount = Budgeting's Pre-Encumbrance + Encumbrance + Actual + CM/PA TOTALS (Does not include "Closeout Line")

NOTE: Various Vendor spend would be inclusive of additional construction costs (including Hazardous Material Removal, HVAC (DBR), Other Program Cost, Safety/Security, Science Infrastructure, Tracks and T-Building), Other Program Costs (including Management, Project Reserves and Soft Costs), Furnishings/Equipment Costs (including furniture, library books, other equipment, science equipment and technology), and Land Purchase Costs (including Land Purchases, Appraisals, and Environmental Testing).



2007/2012 Bond Financial Reports

Sherrie Robinson
Controller

Office of the Controller, 3 Northeast
4400 W. 18th St.
Houston, Texas 77092

HISD | Becoming #GreatAllOver

175

2007 Bond Financial Report

The 2007 Facilities Capital Program has delivered on promises HISD made and is projected to be completed by the end of 2014. The total budget for the 2007 Facilities Capital Program is \$1,176,130,676, of which \$1,077,563,401 is committed (including encumbrances of \$46,173,487 and actual expenditures of \$1,031,389,914) leaving \$98,567,275 or 8% available to complete the projects.

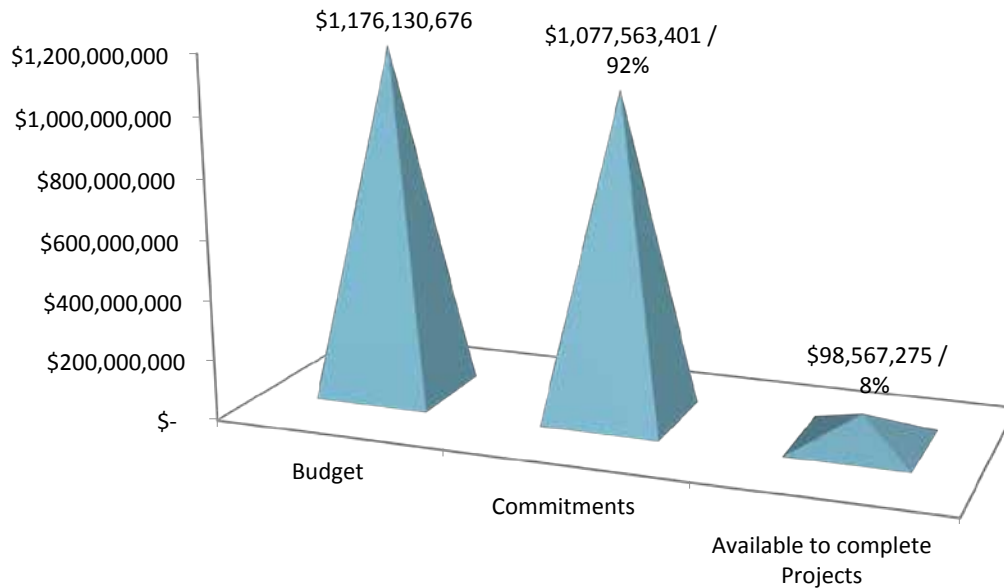
The table below provides a summary of the 2007 Facilities Capital Program by funding source from inception through September 30, 2014.

Funding and Expenditures Summary

FUNDING SOURCE	BUDGET	COMMITMENTS	AVAILABLE TO COMPLETE PROJECTS
Bond Issue	\$805,000,000	\$748,458,826	\$56,541,174
Pay As You Go	145,000,000	123,579,342	\$21,420,658
Capital Projects	95,000,000	79,920,476	\$15,079,524
Public Facility Corp	48,000,000	47,982,308	\$17,692
Other	83,130,676	77,622,449	\$5,508,227
Total	\$1,176,130,676	\$1,077,563,401	\$98,567,275

The following chart illustrates total budget, commitments, and remaining funds available to complete projects as of September 30, 2014.

Total Budget, Commitments & Available Funding to Date



In summary, HISD 2007 Facilities Capital Program has 8% of total funding available to complete projects. It is exciting to witness many students already enjoying new and improved facilities as HISD fulfills the commitments made to voters in 2007.

Facilities Capital Program

Funding Source Descriptions

Bond Issue

Funding is provided from the voter approved referendum

Pay-As-You-Go

Funding for this program was created through legislative actions passed by the Texas Legislature

Capital Projects

Funding consists of proceeds from sales of capital assets

Public Facility Corporation

Funding is provided from this non-profit corporation created by the district to issue bonds for capital project initiatives

Other

Funding is provided from the General fund athletic projects, Trustee projects, Tax Increment Reinvestment Zones and the HVAC component that was incorporated with this program



Project Budget/Commitment/ Available Funds Report

2007 Bond Financial Report

2007 BOND FINANCIAL REPORT

Facilities Capital Program — Project Budget/Commitment/Available Funds Report — Page 1 of 4

As of September 30, 2014

		Total	CMPA Fees	Budget	Pre-Encumb	Encumbrance	Actual	Available to Complete Projects
Org				\$	\$	\$	\$	\$
001	Austin H.S.	4,707,221.46	240,360.91	4,466,860.55		56,753.60	4,410,106.95	
002	Bellaire H.S.	15,604,848.97	286,150.00	15,318,698.97		658,105.30	14,649,135.11	11,458.56
003	Davis H.S.	5,283,975.32	238,095.00	5,045,880.32			4,884,008.77	161,871.55
004	Furr H.S.	11,272,458.36	763,498.59	10,508,959.77		100,085.02	10,155,204.95	253,669.80
006	Jones Futures Acad	5,226,673.55	277,035.00	4,949,638.55		6,432.85	4,943,205.70	
007	Kashmere H.S.	3,651,238.72	164,175.00	3,487,063.72		40,820.50	2,459,664.64	986,578.58
008	Lamar H.S.	9,782,818.96	788,476.00	8,994,342.96		10,500.00	8,983,842.96	
009	Lee H.S.	2,948,578.19	278,410.00	2,670,168.19		7,319.80	2,662,848.39	
010	Madison H.S.	6,823,077.21	355,795.00	6,467,282.21		101,156.54	6,366,125.67	
011	Milby H.S.	1,040,471.04	169,950.00	870,521.04		88,650.00	781,871.04	
014	Sterling H.S.	2,244,829.39	234,870.51	2,009,958.88	3,552.90	53,762.75	1,952,643.23	
015	Waltrip H.S.	22,276,257.73	1,367,385.00	20,908,872.73	395.00	5,433,353.75	13,181,244.39	2,293,879.59
016	Washington H.S.	1,813,135.82	183,810.00	1,629,325.82			1,393,908.82	235,417.00
017	Westbury H.S.	5,108,745.16	186,730.00	4,922,015.16		5,360.45	4,916,654.71	
019	Worthing H.S.	21,205,680.17	1,250,553.00	19,955,127.17		11,214,757.10	7,118,361.36	1,622,008.71
020	Yates H.S.	4,119,102.05	204,655.00	3,914,447.05		47,753.97	3,866,693.08	
023	Sharpstown H.S.	3,038,697.86	158,840.00	2,879,857.86			2,879,857.86	
024	Scarborough H.S.	12,427,654.02	755,400.00	11,672,254.02		41,378.45	11,630,875.57	
025	HSPVA	4,529,193.69	283,745.00	4,245,448.69			4,245,448.69	
029/093	C.L.C. HS	1,438,777.72		1,438,777.72		74,635.00	1,120,493.45	243,649.27
033	Jordan HS	2,185,225.34	170,117.89	2,015,107.45		114,544.20	1,900,563.25	
034	Law Enf/Crim Justice	330,254.53	72,215.00	258,039.53		44,758.88	213,280.65	
036	Westside HS	3,172,557.33	33,000.00	3,139,557.33		649,659.00	1,188,795.44	1,301,102.89
038	Carter Career Center	1,797,289.60		1,797,289.60			1,781,027.88	16,261.72
039	TH Rogers School	8,177,171.00	423,445.00	7,753,726.00		86,736.00	6,757,816.46	909,173.54
041	Attucks M.S.	3,962,889.40	302,610.00	3,660,279.40		1,488.00	3,658,791.40	
042	Black M.S.	6,122,701.30	422,339.00	5,700,362.30		1,872.09	5,698,490.21	
043	Burbank M.S.	14,129,897.81	765,938.00	13,363,959.81		55,850.00	13,254,262.97	53,846.84
044	Cullen M.S.	15,310,098.30	814,262.90	14,495,835.40		5,559.25	13,118,427.14	1,371,849.01
045	Deady M.S.	3,516,752.20	289,489.00	3,227,263.20		161,241.36	2,917,675.80	148,346.04
046	Edison M.S.	1,108,350.77	75,900.00	1,032,450.77		2,475.00	1,029,975.77	
047	Fonville M.S.	9,545,105.58	655,160.00	8,889,945.58			8,889,945.58	
048	Clifton M.S.	8,498,356.01	536,047.00	7,962,309.01		3,122.00	7,959,187.01	
049	Hamilton M.S.	2,823,535.30	210,490.00	2,613,045.30		15,134.12	2,597,911.18	
050	Holland M.S.	3,441,128.56	187,486.30	3,253,642.26		23,446.48	3,230,195.78	
052	Henry M.S.	2,220,433.09	132,055.00	2,088,378.09			2,088,378.09	
053	Hogg M.S.	10,616,354.57	547,525.00	10,068,829.57		3,249,336.73	5,818,041.88	1,001,450.96
054	Jackson M.S.	14,555,878.16	888,601.89	13,667,276.27		75,886.45	12,918,875.39	672,514.43
055	Johnston M.S.	10,779,749.07	616,591.00	10,163,158.07		398,717.39	9,543,470.00	220,970.68
056	Welch M.S.	6,326,728.58	446,215.00	5,880,513.58			5,880,513.58	
057	Lanier M.S.	1,704,588.09	134,993.00	1,569,595.09			1,569,595.09	
059	Long Academy	10,463,290.54	718,605.00	9,744,685.54		86,940.49	9,657,745.05	
060	Revere M.S.	2,118,255.62	81,125.00	2,037,130.62		216,366.30	1,545,495.29	275,269.03
061	Marshall M.S.	5,554,678.75	330,495.00	5,224,183.75		4,560.00	5,219,623.75	
062	McReynolds M.S.	12,126,171.16	680,544.92	11,445,626.24		341,179.58	11,051,573.24	52,873.42
066	Ryan M.S.	6,752,945.90	407,660.00	6,345,285.90		257,767.07	4,218,315.27	1,869,203.56
067	Smith, E.O. M.S.	3,710,399.17		3,710,399.17		333.00	3,710,066.17	
068	Grady M.S.	12,895,906.52	172,315.00	12,723,591.52		13,160.00	12,696,322.16	14,109.36
072	Fondren M.S.	2,213,999.39	187,385.00	2,026,614.39		1,977.46	2,024,636.93	
074	Woodson M.S.	2,346,744.45	132,277.69	2,214,466.76		227,968.50	1,892,913.56	93,584.70

* Project's combined with 2012 program

2007 BOND FINANCIAL REPORT

Facilities Capital Program — Project Budget/Commitment/Available Funds Report — Page 2 of 4

As of September 30, 2014

		Total	CMPA Fees	Budget	Pre-Encumb	Encumbrance	Actual	Available to Complete Projects
Org				\$	\$	\$	\$	\$
075	Dowling M.S.	480,183.20	68,530.00	411,653.20			411,653.20	
077	Thomas M.S.	2,731,021.22	168,813.54	2,562,207.68			2,562,207.68	
078	Fleming M.S.	8,103,195.02	518,451.00	7,584,744.02		2,028.14	7,582,715.88	
079	Key M.S.	4,348,962.48	174,582.20	4,174,380.28		62,560.99	4,057,376.10	54,443.19
080	Rice Sch I Escuela	4,050,417.12	269,390.00	3,781,027.12			3,781,027.12	
081	Sharpstown Intnl	1,484,492.87	89,595.00	1,394,897.87			1,394,897.87	
098	Stevenson M.S.	3,211,815.58	205,708.27	3,006,107.31		6,373.77	2,999,733.54	
102	Alcott Elem	4,939,427.68	345,626.48	4,593,801.20		4,142.22	4,589,658.98	
103	Allen Elem	16,078,136.30		16,078,136.30		37,102.09	16,041,034.21	
104	Almeda Elem	18,141,082.15		18,141,082.15		11,882.32	18,129,199.83	
105	Anderson Elem	3,570,929.71	211,805.00	3,359,124.71		244,036.26	3,108,814.04	6,274.41
106	Atherton Elem	15,205,335.74	830.00	15,204,505.74		4,705.79	15,199,799.95	
107	Barrick Elem	5,016,795.05	281,325.00	4,735,470.05		27,829.65	4,525,794.36	181,846.04
109	Berry Elem	14,851,795.94	6,200.00	14,845,595.94		2,324.15	14,843,271.79	
115	Durham Elem	551,958.50	47,080.00	504,878.50			504,878.50	
120	Browning Elem	2,956,759.78	269,951.32	2,686,808.46		101,424.70	2,175,741.95	409,641.81
122	Burbank Elem	4,898,886.20	312,672.20	4,586,214.00	880.00	661,466.12	3,649,579.25	274,288.63
123	Codwell Elem	1,755,412.75	142,175.60	1,613,237.15		438,492.66	1,138,306.08	36,438.41
124	Burnet Elem	1,998,623.30	84,987.26	1,913,636.04		64,592.50	1,813,644.29	35,399.25
125	Burrus Elem	2,562,491.49	94,756.99	2,467,734.50		73,852.41	2,345,420.28	48,461.81
128	Lyons Elem	1,902,950.62	130,972.10	1,771,978.52		65,231.50	1,205,316.52	501,430.50
130	Condit Elem	24,521,044.08	37,785.00	24,483,259.08		1,384,807.22	794,291.93	22,304,159.93
135	Crockett Elem	7,692,856.33		7,692,856.33			7,692,856.33	
136	Cunningham Elem	15,960,892.26	6,200.00	15,954,692.26		1,602.00	15,953,090.26	
137	De Chaumes Elem	17,985,923.00	6,200.00	17,979,723.00			17,979,723.00	
138	De Zavala Elem	824,982.99	76,890.00	748,092.99			748,092.99	
139	Dodson Elem	138,693.18	41,175.60	97,517.58		1,205.79	96,311.79	
143/344	Briar Meadow Charter	954,455.12		954,455.12		63,501.06	811,856.82	79,097.24
144	Durkee Elem	6,398,612.52	406,342.00	5,992,270.52			5,992,270.52	
148	Elrod Elem	1,283,603.67	58,575.00	1,225,028.67		3,745.05	1,104,223.22	117,060.40
149	Emerson Elem	327,353.94	11,000.00	316,353.94		18,810.74	194,770.16	102,773.04
152	Field Elem	717,843.06	73,998.00	643,845.06			643,845.06	
155	Franklin Elem	1,432,453.60	132,974.60	1,299,479.00	750.00	48,783.78	1,199,253.80	50,691.42
156	Frost Elem	14,960,866.05		14,960,866.05		8,922.80	14,951,943.25	
157	Garden Oaks Montess	219,578.37		219,578.37			147,271.14	72,307.23
158	Garden Villas Elem	6,716,319.42	475,620.41	6,240,699.01		491.90	6,222,122.98	18,084.13
159	Golfcrest Elem	2,214,831.10	114,447.10	2,100,384.00		499,039.92	479,492.98	1,121,851.10
160	Gordon Elem	559,813.80	35,365.00	524,448.80			524,448.80	
162	Gregg Elem	16,493,985.59		16,493,985.59			16,493,985.59	
163	Sugar Grove Academy	4,700,000.00		4,700,000.00		4,138.93	3,776,671.44	919,189.63
164	Grimes Elem	616,795.36	207,295.00	409,500.36		54,327.30	355,173.06	
166	Harris, J.R. Elem	4,468,091.62	317,900.00	4,150,191.62		22,248.90	3,899,797.01	228,145.71
167	Harris, R.P. Elem	4,739,418.17	333,626.43	4,405,791.74			4,011,789.27	394,002.47
169	Harvard Elem	1,703,938.23	136,562.00	1,567,376.23		19,540.34	1,443,847.57	103,988.32
170	Helms Elem	2,944,661.79	178,530.00	2,766,131.79		88,666.14	2,677,465.65	
171	Henderson, J.P. Elem	1,587,348.73	94,985.00	1,492,363.73			1,492,363.73	
173	Herod Elem	15,491,944.74		15,491,944.74			15,491,944.74	
175	Hobby Elem	3,759,259.33	213,510.00	3,545,749.33		16,417.02	2,877,292.31	652,040.00
177	Holden Elem	150,000.00		150,000.00				150,000.00
178	Horn Elem	15,092,656.65		15,092,656.65		21,548.00	15,071,108.65	

* Project's combined with 2012 program

2007 BOND FINANCIAL REPORT

Facilities Capital Program — Project Budget/Commitment/Available Funds Report — Page 3 of 4

As of September 30, 2014

		Total	CMPA Fees	Budget	Pre-Encumb	Encumbrance	Actual	Available to Complete Projects
Org				\$	\$	\$	\$	\$
180	Isaacs Elem	3,510,208.36	215,490.00	3,294,718.36			3,191,901.36	102,817.00
182	Jefferson Elem	1,526,694.41	88,051.20	1,438,643.21		211,574.84	1,150,548.68	76,519.69
184/348	Jones, J.W. Elem	1,793,315.82		1,793,315.82			1,793,315.82	
185	Kashmere Gardens El	2,410,528.57	112,772.90	2,297,755.67		112,495.39	1,691,106.39	494,153.89
187	Kelso Elem	1,087,004.45	53,350.00	1,033,654.45		925.32	1,032,729.13	
189	Kolter Elem	672,606.37	40,205.00	632,401.37		33,342.10	574,521.43	24,537.84
194	Lewis Elem	22,817,068.07		22,817,068.07		2,386.75	22,814,681.32	
195	Lockhart Elem	17,908,656.22		17,908,656.22		31,957.27	17,876,698.95	
198	Love Elem	948,135.26	70,093.00	878,042.26			878,042.26	
199	Lovett Elem	16,283,303.04		16,283,303.04		2,116.64	16,281,186.40	
201	MacGregor Elem	1,042,812.70	53,625.00	989,187.70		77,311.26	799,556.76	112,319.68
202	McDade Elem	606,361.35		606,361.35			606,361.35	
204	Memorial Elem	858,191.12	75,318.00	782,873.12			782,873.12	
207	Montgomery Elem	3,537,914.57	237,985.00	3,299,929.57		1,146.02	3,298,783.55	
210	Northline Elem	3,835,113.00	258,335.00	3,576,778.00			3,576,778.00	
212	Oates Elem	1,940,013.31	115,885.00	1,824,128.31			1,824,128.31	
213	Osborne Elem	4,317,512.85	250,305.00	4,067,207.85		5,945.00	4,030,731.08	30,531.77
215	Parker Elem	1,121,056.39	162,415.00	958,641.39		65,108.30	705,362.28	188,170.81
216	Patterson Elem	19,013,862.87		19,013,862.87			19,013,862.87	
217	Peck Elem	17,202,016.08		17,202,016.08		67,376.87	17,134,639.21	
219	Piney Point Elem	18,976,265.01		18,976,265.01		13,074.60	18,963,190.41	
220	Pleasantville Elem	4,671,710.51	294,515.07	4,377,195.44		51,358.07	4,325,837.37	
221	Poe Elem	1,991,811.46	139,668.00	1,852,143.46			1,852,143.46	
222	Port Houston Elem	839,303.61	89,051.50	750,252.11	3,478.00	114,257.20	407,830.99	224,685.92
223	Pugh Elem	3,434,140.80	295,584.80	3,138,556.00		1,831,515.51	966,516.85	340,523.64
226	Rhoads Elem	197,079.55		197,079.55			197,079.55	
227	McNamara Elem	2,260,521.25	187,715.00	2,072,806.25			2,072,806.25	
228	River Oaks Elem	259,602.86		259,602.86		29,723.40	229,879.46	
231	Roosevelt Elem	15,799,057.43		15,799,057.43	35,660.70	2,374.77	15,761,021.96	
232	Ross Elem	3,916,464.20	209,530.20	3,706,934.00	1,087.00	249,031.40	1,551,451.65	1,905,363.95
234	The Rusk School	11,514,609.41	567,920.73	10,946,688.68		591,421.61	10,262,880.30	92,386.77
237	Scarborough Elem	5,239,267.27	330,392.00	4,908,875.27			4,908,875.27	
238	Scott Elem	19,224,959.38	830.00	19,224,129.38		18,747.56	19,205,381.82	
239	Shearn Elem	2,599,440.17	140,910.00	2,458,530.17		34,749.60	2,247,288.77	176,491.80
240	Sherman Elem	17,339,719.53	1,660.00	17,338,059.53		27,058.00	16,848,790.31	462,211.22
241	Sinclair Elem	594,177.22	1,660.00	592,517.22		44,625.09	522,676.22	25,215.91
242	Smith El	17,050,846.00	1,660.00	17,049,186.00		4,574,350.75	11,472,198.37	1,002,636.88
244	Southmayd Elem	13,493,587.48	622,429.48	12,871,158.00	148,593.11	1,278,006.57	11,290,533.94	154,024.38
248	Sutton Elem	6,310,699.00	431,035.00	5,879,664.00	11,714.46	445,338.70	5,233,409.90	189,200.94
252	Wainwright Elem	3,177,976.00	167,475.00	3,010,501.00		148,245.09	2,627,249.34	235,006.57
256	Wharton ES	1,096,969.66		1,096,969.66		5,063.12	903,964.96	187,941.58
257	Whidby Elem	4,155,623.40	263,835.00	3,891,788.40		2,020.00	3,889,768.40	
258	Whittier Elem	3,712,819.20	188,485.00	3,524,334.20		187,180.28	3,218,494.47	118,659.45
260	Windsor Village Elem	4,252,357.83	242,792.20	4,009,565.63	36,221.16	364,005.77	1,509,555.46	2,099,783.24
261	Chatham Elem	200,000.00		200,000.00		151,573.00	1,000.00	47,427.00
262	Grissom Elem	3,948,794.50	291,930.10	3,656,864.40		28,511.98	3,436,040.62	192,311.80
263	Law Elem	1,658,040.60	114,762.60	1,543,278.00	2,050.00	308,033.44	1,140,762.79	92,431.77
264	Mitchell Elem	3,519,905.38	203,005.00	3,316,900.38			3,316,900.38	
265	Petersen Elem	3,042,219.04	190,850.00	2,851,369.04		4.11	2,851,364.93	
267	White E El	3,213,814.38	242,275.00	2,971,539.38		7,346.36	2,964,193.02	

* Project's combined with 2012 program

2007 BOND FINANCIAL REPORT

Facilities Capital Program — Project Budget/Commitment/Available Funds Report — Page 4 of 4

As of September 30, 2014

		Total	CMPA Fees	Budget	Pre-Encumb	Encumbrance	Actual	Available to Complete Projects
Org				\$	\$	\$	\$	\$
268	Benbrook Elem	3,031,345.66	169,200.00	2,862,145.66		183,497.81	2,647,172.45	31,475.40
271	Foerster Elem	4,142,145.11	431,310.00	3,710,835.11		17,158.00	3,693,677.11	
272	MacArthur Elem	272,945.00		272,945.00			97,203.00	175,742.00
273	Ashford Elem	1,175,915.09	90,530.00	1,085,385.09		13,680.00	1,002,429.73	69,275.36
274	Askew Elem	2,841,747.35	249,015.00	2,592,732.35		171.73	2,582,530.85	10,029.77
275	Bush Elem	1,555,868.40	118,635.00	1,437,233.40		213,060.90	1,224,172.50	
276	Shadowbriar Elem	2,080,489.47	166,100.00	1,914,389.47			1,914,389.47	
281	Sanchez Elem	854,365.70	98,574.70	755,791.00		73,998.66	626,349.29	55,443.05
283	Garcia Elem	1,521,657.60	118,389.60	1,403,268.00		134,426.83	1,142,560.34	126,280.83
285	Valley West Elem	8,377,934.41		8,377,934.41		156,591.73	8,221,342.68	
286	Herrera Elem	2,463,207.45	170,103.57	2,293,103.88			2,293,103.88	
287	Cage Elem	1,140,625.50	128,905.50	1,011,720.00		641,789.86	252,181.18	117,748.96
289	Martinez, C.	2,685,702.95	165,880.00	2,519,822.95			2,519,822.95	
290	Crespo Elem	4,454,891.06	199,320.00	4,255,571.06		120,571.06	3,362,876.37	772,123.63
291	Gallegos Elem	3,135,161.12	147,049.28	2,988,111.84		5,260.78	2,818,170.07	164,680.99
292	Carrillo Elem	2,306,803.35	178,915.00	2,127,888.35			2,127,888.35	
295	Benavidez Elem	2,394,776.08	199,700.53	2,195,075.55		77,141.16	2,083,415.22	34,519.17
297	Davila Elem	3,615,918.44	239,420.43	3,376,498.01		77,027.83	3,188,784.50	110,685.68
298	Martinez R ES	3,010,154.83	229,792.54	2,780,362.29		49,437.06	2,730,925.23	
299	Milne Elem	2,876,901.56	289,685.00	2,587,216.56		94,677.10	2,492,539.46	
301	Eastwood Academy	8,306,518.67	350,622.62	7,955,896.05	88,121.69	27,672.88	6,947,666.71	892,434.77
308	North Houston EC HS	4,952,875.74		4,952,875.74		35,240.72	395,306.10	4,522,328.92
309	9th GradePrep. Acad.	106,298.98		106,298.98			106,298.98	
310	Houston MSTC	10,823,280.49	436,377.82	10,386,902.67		24,525.22	10,362,377.45	
322	Carnegie HS	23,497,377.30		23,497,377.30		879,090.14	22,149,366.58	468,920.58
360	Bellfort ECC	4,257,113.96		4,257,113.96		22,370.89	4,234,743.07	
382	Reagan K-8 Ed. Ctr	27,470,770.25		27,470,770.25		17,400.00	27,453,370.25	
383	Deanda Elem	15,416,955.03	6,200.00	15,410,755.03		441,634.68	14,969,120.35	
394	Neff Elem	14,768,991.67	1,245.00	14,767,746.67			14,767,746.67	
396	Ray Daily Elem	260,309.83		260,309.83			230,491.50	29,818.33
452	Intnl HS @Sharpstown	3,914,928.50	214,500.00	3,700,428.50		266,523.40	3,408,956.92	24,948.18
454/486	S. Early College HS	5,313,500.00		5,313,500.00			37,792.07	5,275,707.93
468	Energy Institute HS	500,000.00		500,000.00		43,226.28		456,773.72
660	School Athletics	17,812,495.03	944,570.00	16,867,925.03		76,926.51	4,001,480.77	12,789,517.75
	Turnaround Campuses	425,055.36		425,055.36			425,055.36	
	Close-out Line	268,262.46		268,262.46		45,808.49	221,729.50	724.47
	Totals	1,118,707,213.22	37,303,099.07	1,081,404,114.15	332,504.02	42,904,958.05	961,791,415.18	76,375,236.90
	CMPA		(37,303,099.07)	37,303,099.07		554,122.00	36,748,977.07	
	Program Reserves	19,432,949.00		19,432,949.00				19,432,949.00
	Design Standards	595,881.89		595,881.89			495,881.89	100,000.00
	Leed Certification	83,761.82		83,761.82		4,008.00	79,753.82	
	Prolog Management Program	775,000.00		775,000.00		31,305.31	743,694.69	
	District-wide T- Building	9,480,000.00		9,480,000.00		1,606,815.72	7,036,215.13	836,969.15
	District-wide T- Building Technology	1,716,598.00		1,716,598.00			1,716,598.00	
	Business Development	510,750.00		510,750.00			510,750.00	
	District-wide Safety & Other	24,828,522.07		24,828,522.07		739,773.90	22,266,628.22	1,822,119.95
GRAND TOTAL		1,176,130,676.00		1,176,130,676.00	332,504.02	45,840,982.98	1,031,389,914.00	98,567,275.00

* Project's combined with 2012 program

Report Descriptions

Project Budget/Commitment/Available Funds Report

Column 1

Org (Organization)

Represents the Texas Education Agency (TEA) number assigned to the school or non-school facility.

Column 2

Campus

The school name or non-school facility name – also referred to as “Project.”

Column 3

Total

The total budget allocated to construct the Project, which includes the CMPA fee.

Column 4

CMPA (Construction Manager Program Administrator) Fees

Fee charged by the external management firms.

Column 5

Budget

Represents the project budget maintained in the district’s accounting system — also referred to as “Budget.”

Column 6

Pre-Encumbrance

Requisitions (request to buy) that have been entered into the accounting system and are pending approval/authorization to convert to a purchase order.

Column 7

Encumbrance

Purchase order – also referred to as “commitment.”

Column 8

Actual

Represents total expenditures paid.

Column 9

Available

Uncommitted funds (the difference between the budget less pre-encumbrance less encumbrance less actual).



Aerial Perspective

Contingency Report

2007 Bond Financial Report

2007 BOND FINANCIAL REPORT

Facilities Capital Program — Contingency Report — Page 1 of 2

As of September 30, 2014

			Budget	Pre-Encumb	Encumbrance	Actual	Available to Complete Projects
Org			\$		\$	\$	\$
003	Davis H.S.	6623 Change Order Allowance	1,267,814.49			1,173,964.49	93,850.00
003	Davis H.S.	6630 A/E Allowance	125,530.00			119,865.75	5,664.25
004	Furr H.S.	6630 A/E Allowance	62,839.08		596.02	62,243.06	
009	Lee H.S.	6630 A/E Allowance	1,700.00		1,700.00		
010	Madison H.S.	6630 A/E Allowance	29,700.00		1,770.00	27,930.00	
015	Waltrip H.S.	6623 Change Order Allowance	1,461,263.00		515,079.29	196,787.32	749,396.39
015	Waltrip H.S.	6630 A/E Allowance	651,253.05		183,222.00	468,031.05	
019	Worthing H.S.	6623 Change Order Allowance	882,527.00		359,165.28	47,448.29	475,913.43
019	Worthing H.S.	6630 A/E Allowance	520,182.30		128,099.11	387,363.87	4,719.32
044	Cullen M.S.	6630 A/E Allowance	70,828.60			56,170.00	14,658.60
045	Deady M.S.	6623 Change Order Allowance	292,789.00			165,085.44	127,703.56
045	Deady M.S.	6630 A/E Allowance	16,399.00			9,147.00	7,252.00
049	Hamilton M.S.	6623 Change Order Allowance	155,688.62		1,304.00	154,384.62	
053	Hogg M.S.	6623 Change Order Allowance	1,035,482.75		25,374.61	95,938.65	914,169.49
053	Hogg M.S.	6630 A/E Allowance	38,014.68		27,530.29		10,484.39
054	Jackson M.S.	6623 Change Order Allowance	1,133,020.70			1,106,557.91	26,462.79
055	Johnston M.S.	6623 Change Order Allowance	454,454.10		44,095.70	238,078.66	172,279.74
055	Johnston M.S.	6630 A/E Allowance	311,698.00		12,683.87	262,885.63	36,128.50
059	Long Academy	6623 Change Order Allowance	260,733.40		14,347.07	246,386.33	
059	Long Academy	6630 A/E Allowance	90,775.00		270.00	90,505.00	
060	Revere M.S.	6623 Change Order Allowance	227,648.28			214,476.10	13,172.18
060	Revere M.S.	6630 A/E Allowance	33,056.90			29,445.00	3,611.90
062	McReynolds M.S.	6623 Change Order Allowance	1,456,000.00		133,254.00	1,283,682.34	39,063.66
066	Ryan M.S.	6623 Change Order Allowance	475,000.00				475,000.00
066	Ryan M.S.	6630 A/E Allowance	221,052.65		60,027.17	137,456.18	23,569.30
068	Grady M.S.	6630 A/E Allowance	69,892.50		3,660.00	66,232.50	
098	Stevenson M.S.	6630 A/E Allowance	15,369.00		159.00	15,210.00	
104	Almeda Elem	6623 Change Order Allowance	534,345.75		11,675.02	522,670.73	
106	Atherton Elem	6623 Change Order Allowance	543,273.90		4,643.06	538,630.84	
120	Browning Elem	6623 Change Order Allowance	170,857.30		2,820.00	47,956.00	120,081.30
120	Browning Elem	6630 A/E Allowance	19,699.20			9,839.20	9,860.00
124	Burnet Elem	6623 Change Order Allowance	103,209.00			79,985.87	23,223.13
125	Burrus Elem	6630 A/E Allowance	39,249.00		3,092.00	36,157.00	
155	Franklin Elem	6623 Change Order Allowance	27,262.01				27,262.01
155	Franklin Elem	6630 A/E Allowance	3,465.00				3,465.00
163	Sugar Grove Academy	6623 Change Order Allowance	300,000.00			173,197.88	126,802.12
169	Harvard Elem	6623 Change Order Allowance	131,554.66		4,721.00	110,258.00	16,575.66
169	Harvard Elem	6630 A/E Allowance	14,213.60			11,207.00	3,006.60
178	Horn Elem	6630 A/E Allowance	70,700.00		9,510.00	61,190.00	
182	Jefferson Elem	6623 Change Order Allowance	45,839.00		43,276.97		2,562.03
182	Jefferson Elem	6630 A/E Allowance	14,713.99		839.50	8,260.50	5,613.99
185	Kashmere Gardens El	6623 Change Order Allowance	171,979.84		16,168.45	155,811.39	
195	Lockhart Elem	6630 A/E Allowance	81,465.00		3,650.00	77,815.00	
217	Peck Elem	6623 Change Order Allowance	525,531.95		7,579.39	517,952.56	
219	Piney Point Elem	6630 A/E Allowance	14,162.50		150.00	14,012.50	
222	Port Houston Elem	6623 Change Order Allowance	50,164.00				50,164.00
222	Port Houston Elem	6630 A/E Allowance	3,512.00				3,512.00
234	The Rusk School	6623 Change Order Allowance	1,152,260.29		91,425.98	1,056,358.72	4,475.59
234	The Rusk School	6630 A/E Allowance	75,067.00		801.70	74,265.30	
238	Scott Elem	6630 A/E Allowance	71,262.56		13,922.31	57,340.25	

2007 BOND FINANCIAL REPORT

Facilities Capital Program — Contingency Report — Page 2 of 2

As of September 30, 2014

			Budget	Pre-Encumb	Encumbrance	Actual	Available to Complete Projects
Org			\$		\$	\$	\$
242	Smith EI	6623 Change Order Allowance	984,725.28			475,946.28	508,779.00
242	Smith EI	6630 A/E Allowance	362,462.00		50,291.86	291,552.14	20,618.00
244	Southmayd Elem	6623 Change Order Allowance	1,436,131.86		185,816.32	1,232,594.46	17,721.08
244	Southmayd Elem	6630 A/E Allowance	82,974.46		1,758.00	81,216.46	
248	Sutton Elem	6623 Change Order Allowance	113,450.07			19,672.79	93,777.28
248	Sutton Elem	6630 A/E Allowance	175,372.00			167,703.00	7,669.00
252	Wainwright Elem	6623 Change Order Allowance	199,600.00		13,405.80	27,608.54	158,585.66
252	Wainwright Elem	6630 A/E Allowance	13,413.00		209.79	6,783.21	6,420.00
256	Wharton ES	6623 Change Order Allowance	70,000.00			36,402.32	33,597.68
256	Wharton ES	6630 A/E Allowance	5,600.00			2,000.00	3,600.00
258	Whittier Elem	6623 Change Order Allowance	201,524.00			196,883.59	4,640.41
258	Whittier Elem	6630 A/E Allowance	13,808.96			9,443.00	4,365.96
262	Grissom Elem	6623 Change Order Allowance	275,000.00			250,355.42	24,644.58
262	Grissom Elem	6630 A/E Allowance	18,790.00		1,718.50	17,071.50	
263	Law Elem	6623 Change Order Allowance	63,423.74			4,883.33	58,540.41
281	Sanchez Elem	6623 Change Order Allowance	44,915.00				44,915.00
281	Sanchez Elem	6630 A/E Allowance	3,150.00				3,150.00
283	Garcia Elem	6623 Change Order Allowance	87,540.00			67,545.68	19,994.32
287	Cage Elem	6623 Change Order Allowance	60,391.00				60,391.00
287	Cage Elem	6630 A/E Allowance	4,227.00				4,227.00
290	Crespo Elem	6623 Change Order Allowance	700,576.57		67,210.49	239,290.30	394,075.78
290	Crespo Elem	6630 A/E Allowance	55,843.00			21,175.48	34,667.52
291	Gallegos Elem	6623 Change Order Allowance	216,843.44			212,611.62	4,231.82
291	Gallegos Elem	6630 A/E Allowance	42,000.00			41,144.94	855.06
297	Davila Elem	6623 Change Order Allowance	209,660.00		56,631.95	48,923.35	104,104.70
297	Davila Elem	6630 A/E Allowance	82,530.00		2,775.88	79,754.12	
298	Martinez R ES	6630 A/E Allowance	36,881.10		4,970.10	31,911.00	
301	Eastwood Academy	6623 Change Order Allowance	253,283.04			228,124.86	25,158.18
322	Carnegie HS	6623 Change Order Allowance	2,130,131.79		19,964.99	2,021,367.76	88,799.04
322	Carnegie HS	6630 A/E Allowance	690,931.92		21,436.74	662,793.72	6,701.46
360	Bellfort ECC	6630 A/E Allowance	47,853.12			44,977.25	2,875.87
382	Reagan K-8 Ed. Ctr	6630 A/E Allowance	46,075.00		14,900.00	31,175.00	
383	Deanda Elem	6623 Change Order Allowance	599,201.02		441,634.68	157,566.34	
486	S. Early College HS	6623 Change Order Allowance	97,500.00				97,500.00
486	S. Early College HS	6630 A/E Allowance	26,000.00				26,000.00
660	School Athletics	6623 Change Order Allowance	1,060,736.00			14,439.77	1,046,296.23
660	School Athletics	6630 A/E Allowance	86,012.06		12,040.00	48,160.00	25,812.06

Report Descriptions

Contingency Report

Column 1

Org (Organization)

Represents the Texas Education Agency (TEA) number assigned to the school or non-school facility.

Column 2

Campus

The school name or non-school facility name – also referred to as “Project.”

Column 3

Change Order Allowance

Represents the type of adjustment approved by the Board; a change order allowance (6623) represents an adjustment to the construction contract, the A/E allowance (6630) represents an adjustment to the architect/engineering contract.

Column 4

Budget

Represents the project budget maintained in the district’s accounting system; also referred to as “SAP Budget.”

Column 5

Pre-Encumbrance

Requisitions (request to buy) that have been entered into the accounting system and are pending approval/authorization to convert to a purchase order.

Column 6

Encumbrance

Purchase order – also referred to as “commitment.”

Column 7

Actual

Represents total expenditures paid.

Column 8

Available to Complete Projects

Uncommitted funds (the difference between budget less pre-encumbrance less encumbrance less actual).



Project Budget/Commitment/ Available Funds Report

2012 Bond Financial Report

2012 BOND FINANCIAL REPORT

2012 Bond Program — Project Budget/Commitment/Available Funds Report — Page 1 of 1

As of Septemeber 30, 2014

		Total Plan	Program & Management Cost	Budget Plan	Pre-Encumb	Encumbrance	Actual	Available to Complete Projects
Org	Campus	\$	\$	\$	(\$)	(\$)	(\$)	\$
001	Austin H.S.	68,429,000.00	12,521,549.00	55,907,451.00			0.00	55,907,451.00
002	Bellaire H.S.	106,724,000.00	17,505,908.00	89,218,092.00		3,873,507.40	295,989.44	85,048,595.16
003	Davis H.S.	46,764,000.00	8,136,745.00	38,627,255.00		1,986,519.51	83,372.00	36,557,363.49
004	Furr H.S.	55,100,000.00	14,162,670.00	40,937,330.00		1,302,101.46	581,552.33	39,053,676.21
006	Jones H.S.	1,125,000.00	183,079.00	941,921.00	1,739.00		0.00	940,182.00
007	Kashmere H.S.	17,000,000.00	2,699,674.00	14,300,326.00			0.00	14,300,326.00
008	Lamar H.S.	107,974,000.00	19,068,281.00	88,905,719.00		3,607,216.25	37,158.00	85,261,344.75
009	Lee H.S.	73,801,000.00	14,200,756.00	59,600,244.00		2,018,166.23	845,337.43	56,736,740.34
010	Madison H.S.	82,736,000.00	17,478,349.00	65,257,651.00			0.00	65,257,651.00
011	Milby H.S.	68,810,000.00	12,931,514.00	55,878,486.00	55,786.01	4,026,005.51	4,279,598.60	47,517,095.88
014	Sterling H.S.	72,304,000.00	15,947,924.00	56,356,076.00		1,488,123.71	1,155,990.89	53,711,961.40
015	Waltrip H.S. *	30,115,000.00	4,942,464.00	25,172,536.00		13,129,104.89	3,567,131.37	8,476,299.74
016	Washington H.S.	51,732,000.00	10,609,470.00	41,122,530.00		1,338,112.00	953,666.30	38,830,751.70
017	Westbury H.S.	40,006,000.00	7,451,439.00	32,554,561.00			0.00	32,554,561.00
019	Worthing H.S. *	30,180,000.00	6,667,003.00	23,512,997.00		3,407,330.05	2,005,095.18	18,100,571.77
020	Yates H.S.	59,481,000.00	12,091,208.00	47,389,792.00		2,038,395.54	295,703.41	45,055,693.05
023	Sharpstown H.S.	54,944,000.00	8,083,451.00	46,860,549.00		2,152,576.69	726,725.40	43,981,246.91
024	Scarborough H.S.	12,566,000.00	2,852,007.00	9,713,993.00			0.00	9,713,993.00
025	HSVPA	80,178,000.00	14,457,761.00	65,720,239.00		2,147,533.42	1,076,117.98	62,496,587.60
026	DeBakey H.S.	64,512,000.00	8,900,600.00	55,611,400.00		2,181,613.04	834,231.64	52,595,555.32
033	Jordan H.S.	36,693,000.00	7,142,414.00	29,550,586.00			0.00	29,550,586.00
068	Grady M.S.	14,825,000.00	2,099,915.00	12,725,085.00	2,492.56	747,287.87	529,268.43	11,446,036.14
075	Dowling M.S.	59,125,000.00	10,880,876.00	48,244,124.00		2,070,043.36	48,891.65	46,125,188.99
081	Sharpstown International	6,125,000.00	999,035.00	5,125,965.00			0.00	5,125,965.00
157	Garden Oaks K-8	26,678,000.00	5,154,463.00	21,523,537.00			0.00	21,523,537.00
215	Parker E.S.	29,485,000.00	5,144,750.00	24,340,250.00		949,318.57	166,121.37	23,224,810.06
218	Pilgrim K-8	7,989,000.00	1,598,840.00	6,390,160.00		12,329.28	41,097.60	6,336,733.12
256	Wharton Dual Language	35,603,000.00	9,075,230.00	26,527,770.00			0.00	26,527,770.00
259	Wilson Montessori	18,914,000.00	1,063,810.00	17,850,190.00			0.00	17,850,190.00
274	Askew E.S.	26,632,000.00	4,749,517.00	21,882,483.00			0.00	21,882,483.00
301	Eastwood Academy	10,875,000.00	3,372,800.00	7,502,200.00		272,053.00	41,214.00	7,188,933.00
308	North Houston EC HS *	13,500,000.00	3,091,000.00	10,409,000.00		577,880.20	737,788.08	9,093,331.72
310	Sam Houston HS	101,428,000.00	18,380,687.00	83,047,313.00			0.00	83,047,313.00
454	S. Early College HS *	13,500,000.00	3,091,000.00	10,409,000.00	53,127.33	2,161,721.68	1,252,994.45	19,355,807.54
458	Young Men's	28,675,000.00	5,851,349.00	22,823,651.00		718,667.98	563,369.88	25,269,026.14
460	Mandarin Chinese K-8	32,161,000.00	5,609,936.00	26,551,064.00			0.00	22,484,731.00
463	Young Women's	27,159,000.00	4,674,269.00	22,484,731.00		816,440.80	272,358.65	18,455,786.55
483	West Side Relief E.S.	23,417,000.00	3,872,414.00	19,544,586.00	949.00	478,971.64	599,185.35	9,329,894.01
660	School Athletics *	44,675,000.00	6,978,062.00	37,696,938.00		13,285,021.94	1,878,474.67	22,533,441.39
	TOTAL CAMPUSES	1,681,940,000.00	313,722,219.00	1,368,217,781.00	114,093.90	66,786,042.02	22,868,434.10	1,278,449,210.98
	Middle School Restrooms	35,000,000.00		35,000,000.00		2,095,654.63	2,081,772.87	30,822,572.50
	District-wide Technology	100,000,000.00		100,000,000.00	103,560.76	4,379,410.70	2,543,346.45	92,973,682.09
	District-wide Safety & Security	17,293,000.00		17,293,000.00	266.85	427,524.10	1,344,384.33	15,520,824.72
	Land	55,767,000.00		55,767,000.00		252,013.06	27,424,776.60	28,090,210.34
	Program & Management Cost			313,722,219.00	5,351.76	36,908,934.14	16,817,813.55	259,990,119.55
							0.00	
	GRAND TOTAL	1,890,000,000.00		1,890,000,000.00	223,273.27	110,849,578.65	73,080,527.90	1,705,846,620.18

Note: **Bolded** projects were provided funding from the first \$340 million tranche.

* Projects combined with 2007 Program

Report Descriptions

Project Budget/Commitment/Available Funds Report

Column 1

Org (Organization)

Represents the Texas Education Agency (TEA) number assigned to the school or non-school facility.

Column 2

Campus

The school name or non-school facility name – also referred to as “Project.”

Column 3

Total Plan

The total budget allocated to construct the Project, which includes the CMPA fee.

Column 4

Program and Management Costs

The budget for internal and external program management costs and other reserves.

Column 5

Budget Plan

Represents the project budget maintained in the district’s accounting system — also referred to as “Budget.”

Column 6

Pre-Encumbrance

Requisitions (request to buy) that have been entered into the accounting system and are pending approval/authorization to convert to a purchase order.

Column 7

Encumbrance

Purchase order – also referred to as “commitment.”

Column 8

Actual

Represents total expenditures paid.

Column 9

Available to Complete Projects

Uncommitted funds (the difference between the budget less pre-encumbrance less encumbrance less actual).



Bond Communications Report

Sylvia Wood

General Manager, Business & Bond Communications

4400 W. 18th Street, 1NW23

Houston, Texas 77092

Bond@HoustonISD.org

HISD | Becoming #GreatAllOver

197

Executive Summary

As the \$1.89 billion building program moves forward, the Bond Communications team works to ensure that all stakeholders stay informed and have the opportunity to get involved. During the third quarter of 2014, the team distributed timely and accurate information about the 2012 bond program through web updates, eNews articles, email blasts, school community meetings, fliers, community outreach events, social media, videos, and blog posts.

Communications on the bond program have reached thousands of community members and school stakeholders through fliers and callouts. Hundreds are turning out for community meetings centered on updating the public with information on the design and construction process. More meetings will be scheduled going forward in the program to keep the community updated on bond projects, and principals are being notified about the progress in the planning, design and construction phases.

The communications team facilitated an editorial (*Houston Chronicle*, September 26, 2014) by HISD Superintendent Dr. Terry Grier outlining the construction process for the 2012 bond program and how new 21st century schools will positively impact the city.

The communications team is continuing to produce a series of videos to highlight community involvement and the design and planning process for new schools, including six videos on progress at Grady MS, Milby HS, South Early College HS, Condit ES, Eastwood Academy, and Dowling MS. More videos will be released in the coming months and will be featured on each school's homepages, as well as the district's bond website and on HISD TV.

Additionally – on the first Tuesday of July, August, and September – the bond eNewsletter, *Building Excellence*, was sent to nearly 3,000 registered subscribers.

Other milestones during the third quarter:

- 22 web stories/blog entries
- 5 press releases
- 6 videos
- 10 community meetings
- About 45 Twitter or Facebook posts highlighting bond activities

Recent Accomplishments

Business Outreach

How to Do Business with HISD/Supplier Diversity

- Covered the activity at HISD's Supplier Diversity booth during the annual Houston Minority Supplier Development Council (HMSDC) Business Expo at the George R. Brown Convention Center, where hundreds of Houston employers were present.
- Featured a monthly series of profiles on minority or women-owned companies that do business with HISD that runs on the district's news blog.
- Provided HoustonISD.org coverage of Workshop Wednesdays to help M/WBEs learn business strategies to assist in forming successful business plans.

- Emphasized the importance of M/WBE participation in all communications.
- Covered Heights Chamber luncheon in which Supplier Diversity team was on hand to provide information about HISD's M/WBE program.

Media Relations

Press releases/media advisories

09-10-2014	Board of Education to consider renaming Young Men's College Preparatory Academy
09-11-2014	Board of Education approves renaming of school to honor late Congressman
09-18-2014	Settlement allows construction of Mickey Leland College Prep Academy (formerly YMCPA) to continue
09-26-2014	Dogan Elementary to celebrate dedication of new school
09-29-2014	Community meetings to share design concepts and site plans for 2012 bond schools

HoustonISD.org Coverage

Web stories/blog entries

07-02-2014	Lamar HS hosts first community meeting to look at site plan ideas for new school
07-02-2014	Plan for new Milby HS discussed during final community meeting
07-09-2014	Henry MS students spend summer building garden at school
07-16-2014	Davis HS community hears about design plans for new school
07-23-2014	Mark White ES community hears about green design plans for new school
07-30-2014	Bond Oversight Committee updated on quarterly progress
08-06-2014	Washington HS community gets update on plans leading up to construction of new school
08-12-2014	'Workshop Wednesday' event offers strategies for local businesses
08-15-2014	Business Assistance team offers business opportunities during Heights Chamber luncheon
08-20-2014	Countdown to 2014-2015: What's new in HISD #4 -- Construction set to start on all Group 1 bond schools
08-22-2014	Community updated on plans for new addition at Waltrip
08-25-2014	CFSA employees recognized at appreciation breakfast

08-28-2014	Demolition is underway at Milby High School campus
09-04-2014	Grady MS community gets update on construction of building addition
09-05-2014	Bellaire HS stakeholders turn out for first bond community meeting
09-11-2014	Local business learn about forming successful business plans
09-17-2014	First bond community meeting held for new Yates HS
09-25-2014	Sharpstown HS community hears about construction process for new school
09-26-2014	Furr HS community hears about construction plans for new school
09-26-2014	Business expo provides networking, business opportunities
09-29-2014	New manager of Energy & Sustainability has big green plans for HISD
09-30-2014	Dogan Elementary celebrates dedication of new school

Videos

07-08-2014	Video outlines planning process for new Eastwood Academy
07-14-2014	Video showcases planning and design for new Condit Elementary School
07-16-2014	Design concepts for South Early College High School featured in video
07-22-2014	Video highlights 21 st century design concepts for Milby High School
07-24-2014	Video highlights design ideas for new building wind at Grady MS
09-11-2014	Video highlights design ideas for new Dowling Middle School

Community and School Outreach

Project Advisory Teams

- In the second quarter of 2014, conducted nearly 80 Project Advisory Team meetings.

Community Meetings

- Held 11 community meetings at Group 1 & 2 schools.

Bond Oversight Committee

- Produced, designed, edited, and distributed handbooks for members.

Community Engagement

- Continued monthly production of the eNewsletter on bond activities, titled *Building Excellence*. The September 2014 issue was the 19th installment of the award-winning newsletter, with nearly 3,000 subscribers to date.
- Answering questions submitted to BondInfo@HoustonISD.org.
- Produced and sent out fliers, callout scripts for principals and letters to principals ahead of community meetings.

Press Coverage

09-09-2014	<i>Houston Chronicle</i>	Residents lobby Bellaire with concerns about high school project chron.com
09-22-2014	<i>Houston Public Media</i>	How One School Construction Project is Keeping Old With New
09-23-2014	<i>KHOU</i>	Judge rules in favor of HISD in Wheatley High School lawsuit
09-24-2014	<i>KTRK</i>	New controversy over demolition of Wheatley HS
09-25-2014	<i>HCN</i>	HISD to participate in Green Apple Day of Service with beautification projects http://www.yourhoustonnews.com
09-26-2014	<i>Houston Chronicle</i>	Grier: HISD asks city to pardon its construction mess
09-27-2014	<i>Instant News Bellaire</i>	Council to Hold Community Meeting

Twitter

07-02-2014	Have you seen the plans for the new Milby High School? Project could take 2 years to complete
07-08-2014	What's in store for the new Eastwood Academy? Take a look
07-15-2014	Have you seen the plans for the future 2-story Condit Elementary School? Check them out here

07-16-2014	Final plans for South Early College have been presented. See what the new school will feature.
07-17-2014	Have you seen the preliminary plans for the new Davis HS? Link to plans and story
07-22-2014	A new Milby High School is coming soon. Check out this story with video to see what's ahead
07-24-2014	Check out the green plans for Mark White Elementary, a new school that will be built in west Houston
07-24-2014	Grady Middle School is getting a 54,000 square foot addition to it's campus. See what it will feature
08-06-2014	Booker T. Washington HS is being rebuilt. Check out what the new campus will feature
08-14-2014	New name would be High School for Law & Justice. Current @HSLECJ students really like it. #HISD
08-26-2014	Milby memories making way for 21st century facility. @MilbyHighSch #hisdbond http://instagram.com/p/sLNg5cmF3N/
08-28-2014	The demolition of Milby High School is underway! http://bit.ly/XW9u2N @MilbyHighSch @milbylibrary
09-02-2014	This month's edition of <i>Building Excellence</i> details work being done at @MilbyHighSch to make way for a new facility. http://bit.ly/1qnhyTv
09-04-2014	Community members discussing options for the new bellairehigh http://instagram.com/p/sjEthxmF0Q/
09-05-2014	Have you heard the latest on the plans for the building addition at @GradyMS? DETAILS: http://bit.ly/1twXfXx
09-09-2014	Have you seen the design ideas for the new @DowlingMS? Check them out here: http://bit.ly/WMxpAN
09-18-2014	Settlement allows construction of Mickey Leland College Prep Academy (formerly YMCPA) to continue http://bit.ly/ZsfLE3
09-25-2014	Have you seen the plans for the new Sharpstown High School? See them here: http://bit.ly/1u2xdKF
09-26-2014	Construction of the new Furr High School begins in December! Check out the plans: http://bit.ly/1BhS2Ca
09-28-2014	With #HISD bond building program going full speed @tgrierhisd asks Houston: 'pardon our mess'
09-29-2014	We've scheduled mtgs to share plans for 5 schools: HSPVA, @ConditES, @Houston_LEEHS, @EnergyIHS & @Debakey_HSHP. http://bit.ly/1rvSR7X

09-29-2014 RT. Michael McDonough@m_squaredBHS Excited to be a part of this community meeting being held by the City of Bellaire to talk about the Bond Project.

09-30-2014 @DoganDolphins, a dual language school, dedicated its new 86,000-square-foot building! <http://bit.ly/10kfWSa>

Facebook

07-02-2014 Work crews are busy getting the Delmar Fieldhouse site set for construction. Read about that bond project and several more in this month's edition of *Building Excellence*. And don't forget to subscribe! READ NEWSLETTER --> <http://bit.ly/1mNgk3q>

07-04-2014 Have you seen the final plans for the new Milby High School? Demolition of the current building is expected to begin this fall. SEE THE PLANS --> <http://bit.ly/1mKluaJ>

07-05-2014 Big changes are coming to Lamar High School! The new facility will be four or five stories tall. A parking garage that could have rooftop tennis courts is planned! GET DETAILS/SEE PLAN --> <http://bit.ly/1m9IJ45>

07-07-2014 Video shows progress on additions that will modernize Worthing HS. Here's the most recent story I could find about Worthing: It looks like construction on Worthing is scheduled to start later this year. You can see the timeline and get more info here: <http://www.HoustonISD.org/Page/72207>. If you have additional questions, please email the bond team at bondinfo@HoustonISD.org

07-07-2014 Design for new HSLECJ has courtroom, law library at heart of school Here's the most recent story we have available about HSLECJ. The project is still in the planning and design phase and construction is currently scheduled to start in the second half of 2015. You can see the timeline and get more info here: www.HoustonISD.org/Page/75021

07-08-2014 What's in store for the new Eastwood Academy? The new facility will feature more natural light, a courtyard, a gym, a larger dining area, a park open to students and the community and lots more! SEE THE PLAN --> <http://bit.ly/1qRqYsW>

07-15-2014 Have you seen the preliminary site plans for the new Davis High School? Find out what the Project Advisory Team has planned so far and what community members are asking about. SEE THE PLAN --> <http://bit.ly/1r6dmIX>

07-15-2014 South Early College High School recently presented its final design images for its new campus. Have you seen the plan? The school will have a flex hub for technology, labs designed for robotics, computer technology and software engineering, and a whole lot more! SEE THE PLAN/WATCH VIDEO --> <http://bit.ly/U9QkUj>

07-15-2014	Building Programs/Condit Elementary - Construction is set to begin in mid/late 2014. You can find the timeline here: http://www.HoustonISD.org/Page/75020
07-15-2014	Have you seen the plans for the new Condit Elementary? Check out what the two-story building will feature! DETAILS/VIDEO --> http://bit.ly/1rdv5zG
07-22-2014	A new Milby High School is coming soon! Check out our video that shows the design concept and find out what kinds of cool amenities the school will feature. LEARN MORE --> http://bit.ly/1yVXn2B
07-24-2014	Mark White Elementary School will be built in west Houston to help relieve overcrowding at five existing elementary schools. Construction will begin this year. Find out what the school will feature! SEE THE PLANS --> http://bit.ly/1mIN4GE
07-27-2014	Construction at Worthing is set for the second half of this year -- you can see the timeline here: http://www.HoustonISD.org/Page/72207 . Here's the latest story about it: http://blogs.HoustonISD.org/.../video-shows-progress-on-.../
08-03-2014	Watch videos that outline progress for five of the 2012 bond schools in this month's edition of <i>Building Excellence</i> . Don't forget to subscribe! BOND NEWSLETTER --> http://bit.ly/1rNAsT4
08-05-2014	A new Booker T. Washington High School is coming soon! Check out what the campus will feature! DETAILS --> http://bit.ly/1vbTPeb
08-15-2014	When the High School for Law Enforcement and Criminal Justice moves into a new building in the 2016-2017 school year, it will have a new name! SEE NEW NAME --> http://bit.ly/1m1rw9c
08-21-2014	Countdown to 2014-2015: What's new in HISD #4 — Construction set to start on all Group 1 bond schools!
08-28-2014	Why did HISD move Milby HS students to Jones HS and Attucks MS beginning this year? We needed the building to be empty so we could demolish it and build a brand new school! DETAILS/MORE PHOTOS --> http://bit.ly/XW9u2N
09-25-2014	Have you seen the plans for the new Sharpstown High School? SEE THE PLANS --> http://bit.ly/1u2xdKF
09-29-2014	Community meetings have been scheduled to share/discuss the site plans for HSPVA, Condit Elementary, Lee High School, Energy Institute High School and DeBaKey High School. SCHEDULE --> http://bit.ly/1rvSR7X
09-29-2014	CONSTRUCTION OF NEW FURR HS STARTS SOON! The 182,000-square-foot, three-story building has been designed to enhance Furr's science, technology, engineering and arts program. SEE THE PLANS --> http://bit.ly/1BhS2Ca



Glossary

Glossary

Glossary of Terms

BAS

Building Automation System (HVAC and lighting controls)

Change order

A modification to the original construction contract authorizing a change in the work or an adjustment in the amount of the contract or the contract time. The original contract price may not be increased by more than 25% by change order.

Competitive Bidding

A procurement method by which a governmental entity contracts with a contractor for the construction, alteration, rehabilitation, or repair of a facility by awarding the contract to the lowest responsible bidder.

Competitive Sealed Proposal (CSP)

A procurement method by which a governmental entity may request proposals and pricing information based on the scope of work provided, rank the offers, negotiate a contract, and then award the project to the contractor that offers the best value to the entity.

Construction commissioning

A collaborative process whose purpose is to ensure that buildings and systems perform according to contract.

Commissioning agent

An independent party, unaffiliated with the design team or contractors, that takes charge of the construction commissioning process.

Construction documents

Extremely detailed drawings and specifications showing and describing all of the details required to construct the building.

Construction Manager at Risk (CMAR)

A construction delivery method by which a governmental entity contracts with an architect or engineer for design and construction phase services and contracts separately with a construction manager-at-risk to serve as the general contractor and to provide consultation during the design and construction, rehabilitation, alteration, or repair of a facility. A CMAR is selected based upon qualifications and price proposal that would provide the best value for the governmental entity.

Daylighting

A planned energy conservation strategy that utilizes illumination from sunlight.

Design development

Process in which schematic design drawings are further developed to include more detail, including: detailed site plan; room layouts; door and window types; interior and exterior elevations; reflected ceiling plans; plumbing, mechanical, structural, and electrical drawings; and kitchen layouts.

Design team

A group of professionals from architectural and engineering firms that is engaged to design a facility.

Educational Specifications

A document that details the number of rooms required, the size of each room, how those rooms should relate to each other (adjacencies), and the elements (sinks, electrical outlets, markerboards, cabinets, etc.) that should be included in each room. Districtwide Educational Specifications will be adapted for the specific needs of the campus.

Encumbrance Accounting

The recognition of commitments that will subsequently become expenditures when goods and services are received.

FF&E

Furniture, fixtures, and equipment. This describes all contents that are not a permanent part of the structure.

Hard costs

Expenses associated with direct construction of a project.

HVAC

Heating, ventilation, and air-conditioning

Job Order Contract (JOC)

A procurement method used for maintenance, repair, alteration, renovation, remediation, or minor construction of a facility when the work is of a recurring nature, but the delivery times, type, and quantities of work required are indefinite.

Leadership in Energy and Environmental Design (LEED)

A building certification process developed by the U.S. Green Building Council (USGBC) to enhance environmental awareness among architects and building contractors and to encourage the design and construction of energy-efficient, water-conserving buildings that use sustainable or green resources and materials.

MEP

Mechanical/electrical and plumbing systems.

Program or Concept design

Single-line drawings that illustrate room adjacencies and scale

Public Facility Corporation

The PFC is a non-profit corporation, the creation of which was sponsored by the District pursuant to the Public Facility Corporation Act. The Public Facility Corporation act authorizes the creation and utilization of school district public facility corporations to issue bonds for capital renovation programs. The Houston Independent School District Public Facility Corporation (HISD-PFC) has utilized this structure to issue \$48M for four of the news schools in the 2007 Facilities Capital Program (FCP).

Schedule of values

An itemization of costs that comprises the entire contract amount.

Schematic Design

Typically includes a simple site plan, floor plans, simple building cross-sections, an outline specification with general information about building systems, a table comparing required square footages from the educational specifications with actual square footages shown on the drawings, a preliminary estimate of cost options, and three-dimensional depictions of the exterior of the building.

Schedule of values

An itemization of costs that comprises the entire contract amount.

Scope-to-Budge

An analytical review conducted by the architectural/engineering team to ensure the proposed scope of work and project requirements are aligned with the established construction budget. The approved findings from this review become the basis for the design and preparation of the construction documents.

Schematic Design

The schematic design submission typically includes a simple site plan, floor plans (simple scale drawings that show room sizes, relationships, doors, and windows), simple building cross sections, an outline specification with general information about building systems, a table comparing required square footages from the educational specifications with actual square footages shown on the drawings, a preliminary estimate of cost options, and possibly 3-dimensional depictions of the exterior of the building

Soft costs

A construction industry term, but more specifically a contractor accounting term for an expense item that is not considered direct construction cost. Soft costs include architectural, engineering, financing, legal fees, and other pre- and post-construction expenses.

Swing space

A school building or a portion of an existing school building or other facility that will house the student population and its teachers and staff during the school-construction process.



Appendix

Bond Oversight Committee - Status Report 07/29/2014

HISD's two building programs are busier than ever, but in very different stages.

The 2007 bond program is busy winding down so all original work can be completed by the end of the year. At the same time, the 2012 bond program is ramping up, with construction starting on all 17 schools in the first phase by the end of the year.

"It's been a real challenge, but it's been a really exciting challenge," said HISD's Officer of Construction & Facility Services Robert Sands.

Sands provided an update on July 29 about the progress of both programs at the quarterly meeting of the district's Bond Oversight Committee.

The nine-member panel heard from district staff on all aspects of the programs, with a focus on the second-quarter months of April, May and June.

Committee members asked questions on a variety of topics, from finances to schedules. In particular, as the 2007 building program comes to a close, some wondered about the possibility of leftover money. The total budget for the 2007 Facilities Capital Program is \$1,176,130,676, of which \$1,060,400,472 is committed (including encumbrances of \$52,982,873 and actual expenditures of \$1,007,417,599) leaving \$115,730,204 or 10 percent available to complete the projects.

The 2007 program provided funding for 23 new schools as well as more than 180 renovation and repair projects. As of June 30, \$115 million was available to complete remaining work within the program. How much money, if any, remains at the end won't be known until all the projects are financially closed out, according to Chief Operations Officer Leo Bobadilla.

With the 2012 bond program moving ahead so quickly, at least one committee member expressed concern that the project schedule program may be too ambitious, considering inevitable and unforeseen delays in permitting and construction.

To date, district officials said they have been working with the City of Houston to ensure permit reviews go as smoothly as possible. The district is also working to ensure adequate funding for the impending construction, with plans to sell another tranche of bonds in September. Another sale could take place in the fourth quarter or in early 2015, according to Controller Sherrie Robinson.

Even as construction documents are reviewed and finalized, the district is moving ahead on planning and design for all the remaining 23 schools in the program. Over the past quarter, that work has included holding design charrettes for some of the district's largest high schools – Bellaire, Lamar, Davis and Yates. Those schools, in the second phase of the program, are slated to begin construction in mid to late 2015.

In conjunction, the district has been hosting community meetings to ensure the plans and designs meet the needs of students and neighborhoods. The district also held a safety and security symposium to ensure that the new schools follow national best practices.

“None of these schools are cookie-cutter,” said Dan Bankhead, the district’s general manager for Facilities Design. In an effort to maximize community participation in the program, the district worked with interns over the past summer from high schools and the University of Houston.

As the district looks to rebuild or renovate 40 schools across the city, the goal is to ensure the new buildings can serve generations of students to come. One priority is creating sustainable facilities with eco-friendly design features that serve as learning tools. All of the schools in Group 1 and Group 2 are seeking LEED certification from the United States Green Building Council. One school is seeking the highest certification, Platinum, and Bankhead said he’d be encouraging all of the projects to challenge themselves.

With the summer months typically the busiest time for construction and renovation projects, work is moving ahead to prepare the Milby site. All the furniture has been moved out of the school, and teams are working on transitioning the students and staff to the former Jones High School campus and Attucks Middle School. Both of those locations will be temporary homes for Milby students until their new school is ready.

All the school leadership teams are working together to minimize any potential problems with student schedules and discipline issues. Committee members discussed the difficulties of moving academic and athletic programs. “There’s more to this than construction, isn’t there?” said D.V. “Sonny” Flores.

Chief Operating Officer Leo Bobadilla acknowledged the challenges. “Every project is going to have to go through a period of pain to get to a better place,” he said.

Bobadilla also discussed the construction delivery method of Construction Manager at Risk to help manage unforeseen circumstances. By bringing in the contractor early, Bobadilla said it helps ensure the projects meet the budget requirements. “Once we get to construction, there shouldn’t be a lot of surprises for the team,” he said.

Meanwhile, the district’s Office of Business Assistance continues to show success with its program for Minority and Women-owned Business Enterprises (M/WBEs). Participation by M/WBEs has reached nearly 35 percent in the 2007 bond program, far exceeding the district’s goal of 20 percent. M/WBE participation in the 2012 program is more than 50 percent for design and program management firms selected to date.

In addition, the bond communications team has been working diligently to inform communities and schools to keep them updated about upcoming meetings. In addition, the team completed six new videos in the months of April, May and June. Community meetings were held at the following schools during the second quarter, including Sterling High School, Milby High School, Parker Elementary School, High School for Law Enforcement and Criminal Justice, Condit Elementary School, Dowling Middle

School, Eastwood Academy, Mandarin Chinese Language Immersion Magnet School, North Houston Early College High School and South Early College High School.

Looking ahead, Sands told the panel that the district is working with the schools in Group 3 and Group 4 to finalize the selection of architects to begin planning and design on those projects. To encourage architects to submit qualifications, the district hosted a meet and greet in June that attracted hundreds of participants.

HISD officials have spent the past few weeks interviewing potential firms. “My team is excited about that,” Sands said.

High School. She noted that she is pleased to see that each of the projects is different and reflects the needs of the school's programs as well as the values of the communities involved in the design.

Mr. Sands expressed his appreciation to Ms. Sue Robertson for successfully initiating the process to plan 21st century schools and to Mr. Bankhead for following through during the design. Mr. Sands stated he looks forward to Mr. Sanders and Mr. Dillon Brady successfully constructing the projects.

Item 3 April 29, 2014 Oversight Committee Meeting Minutes

The committee approved the minutes as presented.

Item 4 Bond Program/Planning Update

Mr. Sands updated the group on the remaining 2007 Bond projects. He noted that all major work will be completed by the end of 2014 with closeout to be finished early in 2015. Mr. White asked if any funds would be remaining. Mr. Sands noted that this would be reviewed during the financial portion of the presentation.

Mr. Sands noted that planning has been completed on Group 2 projects.

Item 5 Bond Design Update

Mr. Bankhead reported that a Safety and Security Symposium was held in May. The symposium included a national safety and security consultant, HISD police the City of Houston, and the 2012 Bond project architects. Mr. Bankhead noted that determining the right mix to make schools secure without making them a fortress is a difficult task. In addition to discussion of best security practices, the symposium included discussion with the City of Houston's planning permitting and code enforcement to review the City's process.

Mr. Bankhead noted that Group 1 projects are nearing the end of the Construction Documents phase. He reminded the committee that all schools are required to achieve LEED certification. A number of projects expect to reach Silver, five projects are on track for Gold and one may reach Platinum. Mr. Bankhead closed by reporting that there have been a number of high school and college interns working with the Bond program this summer.

Item 6 Bond Construction Update

Mr. Sanders reported on construction work at Waltrip and noted that there is a Community Meeting scheduled for August 21, 2014.

Mr. Sanders noted that Milby High School has been emptied and abatement is underway with demolition to follow. He noted that Milby's 9th grade will be at Attucks Middle School with 10th-12th grades at Jones High School along with Jones Futures Academy and South Early College. Mr. Gary White asked how separation of the schools will be maintained and Mr. Michael Davis asked if territoriality issues have been addressed. Mr. Bobadilla noted that combining schools is not unusual during construction and that signage, separate entrances, and designated areas are being used to provide a safe environment. Also, HISD Academics has worked to address concerns through separate bell schedules,

program coordination, etc.

Mr. White asked for an update on the bidding process. Mr. Bobadilla noted that most projects are being delivered through the Construction Manager At Risk (CMAR) process. He stated that with the CMAR working with the Design teams the number of surprises once construction is underway will be reduced.

Mr. Eury expressed concern about the impact that permitting will have on the ambitious schedule. Mr. Bobadilla reported that HISD meets with the City on a regular basis and has agreed to pay overtime to expedite the permitting process. Mr. Bankhead noted that the projects that have been permitted to date have taken about 5 weeks, which is within the planned timeframe.

Mr. Sanders concluded with a short report on District-wide Upgrades. He stated that earthwork is underway for the new Delmar Field House. The design work for the Middle School restrooms has commenced. He confirmed that all middle school restrooms were assessed and will be addressed for ADA compliance as well as other factors. He also reported that Safety and Security assessment of all facilities is complete, and currently the Threat Assessment team is reviewing and prioritizing the improvements needed. Design work for Safety and Security will begin in 3rd quarter of 2014.

Item 7 Business Assistance (M/WBE) Report and Community Outreach

Ms. Alexis Licata reminded the Committee that the M/WBE participation professional services goal for the 2012 Bond program is 25% and reported participation is at 51%. She also stated that HISD's goal for construction services participation is 20% and that CMAR commitments currently range between 20-40%.

Ms. Licata reported that HISD received the 2013 Texas Excellence Award from the US Trade and Commerce Institute. She also noted that there were many outreach events in the last quarter including an A/E meet and greet for the Group 3 & 4 projects, Small Biz Today Radio Program, City of Houston workshops, etc.

Finally, Ms. Licata noted that the 35% collective participation for 2007 Bond program, is well over the goal for M/WBE participation.

Item 8 Financial Report

Ms. Sherrie Robinson reported that the total current commitment for the 2007 Program is \$1.06 billion. Total uncommitted and available funds are \$115,730,204. Mr. White inquired about the process to use remaining funds. Mr. Bobadilla noted that at the end of each project, remaining funds are moved to the Program Reserve. This budget (with Board of Trustee approval) is used to fund unexpected work. Mr. White asked if there is a report that notes the savings and how they are used. Ms. Savoie stated that such a report could be made available at the completion of the program. Mr. Flores asked what work was funded from the t-building budget. Mr. Brady reported the fund is used to lease and move t-buildings. Mr. Bobadilla noted that it is intended to minimize the use

of t-buildings due to their high costs which do not provide a long term benefit.

Ms. Robinson noted that for the 2012 program, bonds totaling \$340 million have been sold. Another bond sale is planned for September 2014 for \$350 million with a subsequent sale in late 2014 or early 2015.

Item 9 Bond Communications

Ms. Sylvia Wood reported that videos have been completed for all but one Group 1 project. She noted that her group's focus has been publicizing and preparing for Community Meetings. She stated that a bond program flyer will be mailed to all students the second week of August.

Mr. Johnson asked about outreach to communities that do not have home Internet. Ms. Robertson and Mr. Bankhead reported that flyers are distributed to surrounding neighbors, neighborhood stores and churches. Ms. Wood noted that Principals are requested to make three automated calls prior to each Community Meeting.

Item 10 Looking Ahead

Mr. Sands noted that by the end of the year, construction will be underway on all schools in Group 1. Mr. Bobadilla informed the committee that "underway" also includes underground utilities, site work, and foundations.

Mr. Sands also noted that Architects are currently being interviewed for the Group 3 and Group 4 schools and selections will be made during the 3rd quarter. Mr. Eury asked and Mr. Sands confirmed that the Architect selection process is similar to the process used for Group 1 and 2.

Mr. Bobadilla noted planning of Group 3 and 4 projects has started ahead of schedule. When asked by Mr. White whether the construction schedule is also being expedited, Mr. Bobadilla noted that once planning is complete whether to expedite design and/or construction based on up-to-date knowledge of the construction market will be determined.

There being no further questions or discussion, the committee entered Executive Session.

The information outlined above reflects the author's understanding of the key discussions and decisions reached during this meeting. Should you have any additions and/or clarifications to these meeting notes, please notify the author in writing promptly. These notes will be relied upon as the approved record of the meeting, unless a written notice to the contrary is sent to the author within seven (7) days of the submission of these meeting notes.

Prepared by Construction and Facility Services

Office of Superintendent of Schools
Board of Education Meeting of August 14, 2014

Office of Business Operations
Leo Bobadilla, Chief Operating Officer

SUBJECT: APPROVAL OF AN ADJUSTMENT IN THE BUDGET AND CONSTRUCTION CONTINGENCY ALLOWANCE AND AUTHORITY TO NEGOTIATE, EXECUTE, AND AMEND ALL RELATED CONTRACTS FOR THE RENOVATION OF THOMAS HORACE ROGERS MIDDLE SCHOOL

The Houston Independent School District (HISD) 2007 bond election approved the renovation of Thomas Horace Rogers Middle School.

On April 11, 2013, the HISD Board of Education approved the award of a construction contract for the renovations for T. H. Rogers Middle School. The HISD Board of Education also approved a budget increase for T. H. Rogers Middle School on September 12, 2013.

To further improve the heating, ventilation, and air conditioning system and temperature controls of the facility, an incremental increase to the project's budget and construction contingency allowance in an amount not to exceed \$400,000 is requested.

COST/FUNDING SOURCE(S): There will be an increase to the overall project budget in the amount not to exceed \$400,000. Costs will be funded by 2007 Bond Program funds (CP1 81-6623 039-99-815 815).

STAFFING IMPLICATIONS: None

ORGANIZATIONAL GOALS/IMPACT: This agenda item supports HISD Goal 4: Increase Management Effectiveness and Efficiency and is aligned to Core Initiative 4: Data-Driven Accountability.

THIS ITEM DOES NOT REQUIRE CONSULTATION.

THIS ITEM DOES NOT ESTABLISH, MODIFY, OR DELETE BOARD POLICY.

RECOMMENDED: That the Board of Education approve an increase to the budget and construction contingency allowance in the amount not to exceed \$400,000 and authorize the superintendent of schools or a designee to negotiate, execute, and amend all necessary contracts for the renovation of Thomas Horace Rogers Middle School, effective August 15, 2014.

Office of Superintendent of Schools
Board of Education Meeting of August 14, 2014

Office of Business Operations
Leo Bobadilla, Chief Operating Officer

SUBJECT: APPROVAL OF AN ADJUSTMENT IN THE BUDGET AND CONSTRUCTION CONTINGENCY ALLOWANCE AND AUTHORITY TO NEGOTIATE, EXECUTE, AND AMEND ALL NECESSARY CONTRACTS FOR THE RENOVATION OF JOANNA SOUTHMAYD ELEMENTARY SCHOOL

The Houston Independent School District (HISD) 2007 bond election approved the renovation of Joanna Southmayd Elementary School. On April 9, 2009, the HISD Board of Education approved the award of a design contract for the project.

At its August 27, 2009, board meeting, the HISD Board of Education approved \$13.5 million to be allocated to additional facility projects in each of the nine trustee districts, for a total of \$121.5 million.

On October 8, 2009, the HISD Board of Education approved a budget of \$6 million from District III allocations for additional renovation and expansion of Southmayd Elementary School.

On May 20, 2010, the HISD Board of Education authorized the superintendent of schools or a designee to negotiate, execute, and amend a construction manager-at-risk (CMAR) contract with Morganti Texas, Inc.

On December 8, 2011, the HISD Board of Education approved award of a CMAR contract to Morganti Texas, Inc., for the renovation/addition of Southmayd Elementary School.

On March 8, 2012, the HISD Board of Education approved the award of the remaining design contract work because the prior architect was terminated due to breach of contract by bankruptcy.

On June 13, 2013 and October 10, 2013, HISD Board of Education approved increases to the construction contingency and design contingency allowances.

Since that approval, City of Houston code compliance and other capital-related improvements are required to complete the project. Due to this additional required scope, an incremental increase to the project's budget and construction contingency allowance in an amount not to exceed \$500,000 is requested.

COST/FUNDING SOURCE(S): There will be an increase to the overall project budget and the total cost shall not exceed \$500,000. Costs will be funded by 2007 Bond Program funds (CP1 81-6623 244-99-814 814).

STAFFING IMPLICATIONS: None

ORGANIZATIONAL GOALS/IMPACT: This agenda item supports HISD Goal 4: Increase Management Effectiveness and Efficiency and is aligned to Core Initiative 4: Data-Driven Accountability.

THIS ITEM DOES NOT REQUIRE CONSULTATION.

THIS ITEM DOES NOT ESTABLISH, MODIFY, OR DELETE BOARD POLICY.

RECOMMENDED: That the Board of Education approve an increase in the budget and increase in construction contingency allowance in the amount not to exceed \$500,000 and authorize the superintendent of schools or a designee to negotiate, execute, and amend all contracts required for the renovations at Joanna Southmayd Elementary School, effective August 15, 2014.

Office of Superintendent of Schools
Board of Education Meeting of August 14, 2014

Office of Business Operations
Leo Bobadilla, Chief Operating Officer

SUBJECT: APPROVAL OF AN ADJUSTMENT TO THE BUDGET AND CONSTRUCTION CONTINGENCY ALLOWANCE AND AUTHORITY TO NEGOTIATE, EXECUTE, AND AMEND ALL RELATED CONTRACTS AT CHARLES SHEARN ELEMENTARY SCHOOL AND HORACE ELROD ELEMENTARY SCHOOL

The Houston Independent School District (HISD) 2007 bond election approved the renovations of Charles Shearn, Cynthia Parker, Jennie Kolter, and Horace Elrod Elementary Schools.

On March 8, 2012, the HISD Board of Education approved design contracts for the renovations at Shearn, Parker, Kolter, and Elrod Elementary Schools.

On April 11, 2013, the HISD Board of Education approved the award of a construction contract for the renovation at Shearn, Parker, Kolter, and Elrod Elementary Schools.

The renovation scope of work for Shearn Elementary School includes, but is not limited to, a wheelchair lift at the stage; finishes; masonry work; bathroom renovations; casework; heating, ventilation, and air conditioning (HVAC) upgrades; new public address (PA) system; and site improvements.

The renovation scope of work for Elrod Elementary School includes, but is not limited to, renovation of clinic, HVAC upgrades, bathroom renovations, finishes, door and hardware replacement, fire alarm/PA system/burglar alarm upgrades, and a wheelchair lift at the stage.

Since that approval, City of Houston code compliance and egress lighting system improvements are required at Shearn and Elrod Elementary Schools.

Due to this additional required scope, an incremental increase to the project's budget and construction contingency allowance in an amount not to exceed \$200,000 is requested.

Approval of this item will authorize the superintendent of schools or a designee to negotiate and execute a contract for the identified cost and amend the contract within the established allowance.

COST/FUNDING SOURCE(S): There will be an increase to the overall project budget and the total costs shall not exceed \$200,000. Costs will be funded by 2007 Bond Program funds (CP1 81-6623 239-99-815 815 CP1 81-6623 148-99-815 815).

STAFFING IMPLICATIONS: None

ORGANIZATIONAL GOALS/IMPACT: This agenda item supports HISD Goal 4: Increase Management Effectiveness and Efficiency and is aligned to Core Initiative 4: Data-Driven Accountability.

THIS ITEM DOES NOT REQUIRE CONSULTATION.

THIS ITEM DOES NOT ESTABLISH, MODIFY, OR DELETE BOARD POLICY.

RECOMMENDED: That the Board of Education approve an increase to the budget and construction contingency allowance in the amount not to exceed \$200,000 and authorize the superintendent of schools or a designee to negotiate, execute, and amend all necessary contracts for the renovations at Charles Shearn Elementary School and Horace Elrod Elementary School, effective August 15, 2014.

Office of Superintendent of Schools
Board of Education Meeting of August 14, 2014

Office of Business Operations
Leo Bobadilla, Chief Operating Officer

SUBJECT: APPROVAL OF ADJUSTMENT IN THE BUDGET AND THE DESIGN AND CONTINGENCY ALLOWANCES AND AUTHORITY TO NEGOTIATE, EXECUTE, AND AMEND ALL NECESSARY CONTRACTS FOR THE RENOVATION OF LEEONA PUGH ELEMENTARY SCHOOL

The Houston Independent School District (HISD) 2007 bond election approved the renovations of Leeona Pugh Elementary School.

The HISD Board of Education approved the design contract for the renovations on March 8, 2012.

On May 8, 2014, the HISD Board of Education approved a construction contract for Pugh Elementary School.

The scope of work for Pugh Elementary School includes renovation of the restrooms, administrative wing, and pre-K classrooms, along with safety/security systems improvements, accessibility code compliance, and other capital-related improvements.

During the renovation of Pugh Elementary School, unforeseen conditions in the plumbing, electrical, and heating, ventilation, and air conditioning systems were discovered. Due to this additional required scope, an incremental increase to the project's budget and the design and construction contingency allowances in an amount not to exceed \$315,000 is requested.

Approval of this item will authorize the superintendent of schools or a designee to negotiate, execute, and amend all necessary contracts to complete the renovation work.

COST/FUNDING SOURCE(S):	There will be an increase to the overall project budget and the total costs shall not exceed \$315,000. Costs will be funded by 2007 Bond Program funds (CP1 81-6630 223-99-814 814 CP1 81-6623 223-99-814 814 CP1 81-6624 223-99-814 814).
-------------------------	---

STAFFING IMPLICATIONS: None

ORGANIZATIONAL GOALS/IMPACT: This agenda item supports HISD Goal 4: Increase Management Effectiveness and Efficiency and is aligned to Core Initiative 4: Data-Driven Accountability.

THIS ITEM DOES NOT REQUIRE CONSULTATION.

THIS ITEM DOES NOT ESTABLISH, MODIFY, OR DELETE BOARD POLICY.

RECOMMENDED: That the Board of Education approve increases in the budget and design and construction contingency allowances in the amount of \$315,000 and authorize the superintendent of schools or a designee to negotiate, execute, and amend all contracts required for the renovations at Leeona Pugh Elementary School, effective August 15, 2014.

Office of Superintendent of Schools
Board of Education Meeting of August 14, 2014

Office of Business Operations
Leo Bobadilla, Chief Operating Officer

SUBJECT: APPROVAL OF AN ADJUSTMENT IN THE BUDGET AND CONSTRUCTION CONTINGENCY ALLOWANCES AND AUTHORITY TO NEGOTIATE, EXECUTE, AND AMEND ALL RELATED CONTRACTS FOR THE RENOVATION OF WILLIAM HOBBY ELEMENTARY SCHOOL

The Houston Independent School District (HISD) 2007 bond election approved the renovation of William Hobby Elementary School.

On May 12, 2011, the HISD Board of Education approved the award of a construction contract for the renovations for Hobby Elementary School.

Additional upgrades are needed to the mechanical and controls system; therefore, an incremental increase to the construction budget and the construction contingency allowance by an amount not to exceed \$650,000 is requested.

COST/FUNDING SOURCE(S): There will be an increase to the overall project budget in the amount not to exceed \$650,000. Costs will be funded by 2007 Bond Program funds (CP1 81-6623 175-99-812 812).

STAFFING IMPLICATIONS: None

ORGANIZATIONAL GOALS/IMPACT: This agenda item supports HISD Goal 4: Increase Management Effectiveness and Efficiency and is aligned to Core Initiative 4: Data-Driven Accountability.

THIS ITEM DOES NOT REQUIRE CONSULTATION.

THIS ITEM DOES NOT ESTABLISH, MODIFY, OR DELETE BOARD POLICY.

RECOMMENDED: That the Board of Education approve an increase in the budget and increases in the construction contingencies in the amount of \$650,000 and authorize the superintendent of schools or a designee to negotiate, execute, and amend all necessary contracts for the renovation of William Hobby Elementary School, effective August 15, 2014.

Office of Superintendent of Schools
Board of Education Meeting of August 14, 2014

Office of Business Operations
Leo Bobadilla, Chief Operating Officer

SUBJECT: APPROVAL OF ADJUSTMENT IN THE BUDGET AND CONSTRUCTION CONTINGENCY ALLOWANCE AND AUTHORITY TO NEGOTIATE, EXECUTE, AND AMEND ALL RELATED CONTRACTS FOR THE RENOVATION/ADDITION TO JOHN MCREYNOLDS MIDDLE SCHOOL

The Houston Independent School District (HISD) 2007 bond election approved the renovation/addition of John McReynolds Middle School. On April 9, 2009, the HISD Board of Education approved the award of a design contract for this project.

On May 20, 2010, the HISD Board of Education authorized the superintendent of schools or a designee to negotiate, execute, and amend a construction manager-at-risk (CMAR) contract with Satterfield and Pontikes Construction, Inc.

On March 8, 2012, the HISD Board of Education approved award of a CMAR guaranteed maximum price contract with Satterfield and Pontikes Construction, Inc.

On October 11, 2012, the HISD Board of Education approved an adjustment to the construction and design contingency allowance.

Since that approval, additional window replacements, City of Houston code compliance, and other capital improvements are required to complete the project. Due to this additional required scope, an incremental increase to the project's budget and construction contingency allowance in an amount not to exceed \$50,000 is requested.

COST/FUNDING SOURCE(S): There will be an increase to the overall project budget and the total cost shall not exceed \$50,000. Costs will be funded by 2007 Bond Program funds (CP1 81-6623 062-99-814 814).

STAFFING IMPLICATIONS: None

ORGANIZATIONAL GOALS/IMPACT: This agenda item supports HISD Goal 4: Increase Management Effectiveness and Efficiency and is aligned to Core Initiative 4: Data-Driven Accountability.

THIS ITEM DOES NOT REQUIRE CONSULTATION.

THIS ITEM DOES NOT ESTABLISH, MODIFY, OR DELETE BOARD POLICY.

RECOMMENDED: That the Board of Education approve an increase in the budget and increase in construction contingency allowance in the amount not to exceed \$50,000 and authorize the superintendent of schools or a designee to negotiate, execute, and amend all necessary contracts for the renovation/addition to John McReynolds Middle School, effective August 15, 2014.

Office of Superintendent of Schools
Board of Education Meeting of August 14, 2014

Office of Business Operations
Leo Bobadilla, Chief Operating Officer

SUBJECT: APPROVAL OF AN ADJUSTMENT IN THE BUDGET AND CONSTRUCTION CONTINGENCY ALLOWANCE AND AUTHORITY TO NEGOTIATE, EXECUTE, AND AMEND ALL RELATED CONTRACTS FOR THE RENOVATION OF THOMAS JACKSON MIDDLE SCHOOL

The Houston Independent School District (HISD) 2007 bond election approved the renovation of Thomas Jackson Middle School.

The HISD Board of Education approved the award of a design contract for the renovations for Jackson Middle School on March 8, 2012.

To further improve the building's heating, ventilation, and air conditioning system and the safety and security of the facility, an incremental increase to the project's budget and construction contingency allowance in an amount not to exceed \$500,000 is requested.

Approval of this item will authorize the superintendent of schools or a designee to negotiate, execute, and amend all necessary contracts to implement the work.

COST/FUNDING SOURCE(S): There will be an increase to the overall project budget and the total cost shall not exceed \$500,000. Costs will be funded by 2007 Bond Program funds (CP1 81-6623 054-99-814 814).

STAFFING IMPLICATIONS: None

ORGANIZATIONAL GOALS/IMPACT: This agenda item supports HISD Goal 4: Increase Management Effectiveness and Efficiency and is aligned to Core Initiative 4: Data-Driven Accountability.

THIS ITEM DOES NOT REQUIRE CONSULTATION.

THIS ITEM DOES NOT ESTABLISH, MODIFY, OR DELETE BOARD POLICY.

RECOMMENDED: That the Board of Education approve an increase to the budget and construction contingency allowance in the amount not to exceed \$500,000 and authorize the superintendent of schools or a designee to negotiate, execute, and amend all contracts required for the renovations at Thomas Jackson Middle School, effective August 15, 2014.

Office of Superintendent of Schools
Board of Education Meeting of August 14, 2014

Office of Business Operations
Leo Bobadilla, Chief Operating Officer

SUBJECT: APPROVAL TO ESTABLISH BUDGETS AND AUTHORITY TO NEGOTIATE, EXECUTE, AND AMEND ALL NECESSARY CONTRACTS RELATED TO CAPITAL IMPROVEMENTS AT VARIOUS CAMPUSES

At the August 27, 2009, board meeting, the Houston Independent School District (HISD) Board of Education approved \$13.5 million to be allocated to additional facility projects in each of the nine trustee districts, for a total of \$121.5 million. Since that time the HISD Board of Education has approved various projects throughout the District, many of which are being finalized or are completed resulting in cost savings that can now be allocated to address other needs in the District.

Trustee Rhonda Skillern-Jones is requesting a budget allocation of \$240,000 be provided for capital related improvements at the schools noted below. The funds will come from the allocation that has been allotted for District II.

School	Scope of Work	Budget
Mark Anthony Wilkins Athletic Pavilion	Parking/site improvements and other capital-related improvements	\$210,000
Osborn Elementary School	Technology equipment and other capital-related improvements	\$30,000
Total		\$240,000

COST/FUNDING SOURCE(S): The cost will not exceed \$240,000 and will be funded by the trustee allocations.

STAFFING IMPLICATIONS: None

ORGANIZATIONAL GOALS/IMPACT: This agenda item supports HISD Goal 3: Provide a Safe Environment, and is aligned with Core Initiative 4: Data-Driven Accountability.

THIS ITEM DOES NOT REQUIRE CONSULTATION.

THIS ITEM DOES NOT ESTABLISH, MODIFY, OR DELETE BOARD POLICY

RECOMMENDED: That the Board of Education approve budget realignments in order to establish project budgets not to exceed \$240,000 from Trustee District allocations and authorize the superintendent of schools or a designee to negotiate, execute, and amend contracts necessary to implement capital related improvements at various campuses, effective August 15, 2014.

Office of Superintendent of Schools
Board of Education Meeting of September 11, 2014

Office of Business Operations
Leo Bobadilla, Chief Operating Officer

SUBJECT: APPROVAL TO ESTABLISH BUDGETS AND AUTHORITY TO NEGOTIATE, EXECUTE, AND AMEND ALL NECESSARY CONTRACTS RELATED TO CAPITAL IMPROVEMENTS AT VARIOUS CAMPUSES

At the August 27, 2009, board meeting, the Houston Independent School District (HISD) Board of Education approved \$13.5 million to be allocated to additional facility projects in each of the nine trustee districts, for a total of \$121.5 million. Since that time the HISD Board of Education has approved various projects throughout the District, many of which are being finalized or are completed, resulting in cost savings that can now be allocated to address other needs in the District.

Trustee Anna Eastman is requesting a budget allocation of \$90,000 be provided for capital related improvements at the school noted below. The funds will come from the allocation that has been allotted for District I.

School	Scope of Work	Budget
Thomas Jefferson Elementary School	Technology improvements	\$90,000
Total		\$90,000

COST/FUNDING SOURCE(S): The cost will not exceed \$90,000 and will be funded by the District I trustee allocation.

STAFFING IMPLICATIONS: None

ORGANIZATIONAL GOALS/IMPACT: This agenda item supports HISD Goal 3: Provide a Safe Environment, and is aligned to Core Initiative 4: Data-Driven Accountability.

THIS ITEM DOES NOT REQUIRE CONSULTATION.

THIS ITEM DOES NOT ESTABLISH, MODIFY, OR DELETE BOARD POLICY

RECOMMENDED: That the Board of Education approve budget realignments in order to establish project budgets not to exceed \$90,000 from Trustee District allocations and authorize the superintendent of schools or a designee to negotiate, execute, and amend contracts necessary to implement capital related improvements at various campuses, effective September 12, 2014.

Office of Superintendent of Schools
Board of Education Meeting of September 11, 2014

Office of Business Operations
Leo Bobadilla, Chief Operating Officer

**SUBJECT: APPROVAL OF ADJUSTMENT IN JOB ORDER CONTRACTING
MAXIMUM COST LIMITS FOR SITE IMPROVEMENTS AND
PARKING AT JESSE JONES HIGH SCHOOL**

Teams from Houston Independent School District (HISD) departments worked diligently over the summer to successfully prepare the former Jesse Jones High School campus to serve students from Jones Futures Academy and Charles Milby and South Early College High Schools. For example, the district added a new 200-space parking lot to ensure safe traffic flow for students, staff members, and buses. The expanded parking area along the southwest side of the campus provides parking options and has helped separate that traffic from the bus and parent drop off areas.

Approval of this item will authorize the superintendent of schools or a designee to negotiate, execute, and amend necessary professional services contracts and construction contracts to design and build a new parking lot for Jones Futures Academy and Milby and South Early College High Schools in order to relieve traffic congestion and parking limitations, and include current Americans with Disabilities Act (ADA) code-compliant features.

Due to the project complexity and condensed time frame for the combination of Jones Futures Academy and Milby and South Early College High Schools, job order contracting (JOC) was determined to be the best delivery method for site improvements and parking.

The construction delivery method resolution, approved by the HISD Board of Education on April 11, 2013, established that when JOC is determined to be the best value for the district, each project shall not exceed \$500,000 and aggregate contracts for an offeror shall not exceed \$1,000,000 per annum per campus without approval of the HISD Board of Education. At this time, it is recommended that the HISD Board of Education approve \$3 million as the project limit and annual limit for the Jones High School site improvements, parking addition, and other capital-related improvements.

COST/FUNDING SOURCE(S):

There is no cost for this approval. The project will be funded by 2012 Bond Program funds (CP1 81-6663-011-99-419-419).

STAFFING IMPLICATIONS: None

ORGANIZATIONAL GOALS/IMPACT: This agenda item supports HISD Goal 4: Increase Management Effectiveness and Efficiency and is aligned to Core Initiative 4: Data-Driven Accountability.

THIS ITEM DOES NOT REQUIRE CONSULTATION.

THIS ITEM DOES NOT ESTABLISH, MODIFY, OR DELETE BOARD POLICY.

RECOMMENDED: That the Board of Education approve an increase in the annual per campus and per project maximum job order contracting amounts to \$3 million for site improvements and parking at Jesse Jones High School, effective September 12, 2014.

Office of Superintendent of Schools
Board of Education Meeting of September 11, 2014

Office of Business Operations
Leo Bobadilla, Chief Operating Officer

**SUBJECT: AUTHORITY TO NEGOTIATE, EXECUTE, AND AMEND ALL
CONSTRUCTION MANAGER-AT-RISK CONTRACTS FOR ENERGY
INSTITUTE HIGH SCHOOL**

Texas Government Code Chapter 226~~79~~ allows school districts to utilize construction manager-at-risk (CMAR) as a delivery method for construction projects. The CMAR delivery method allows a general contractor to be selected and engaged to advise on constructability, cost savings, phasing, and scheduling during the design of a project. The preconstruction services provided by the CMAR enable the project team to make timely changes as necessary in the design based on cost information from subcontractors and product manufacturers, ensuring project efficiency and effectiveness. As the design is completed, the CMAR obtains competitive bids from subcontractors for each aspect of the work and submits a guaranteed maximum price (GMP) as the proposed construction cost. During construction, the CMAR oversees the work.

Texas Government Code Section 226~~79~~.253 provides the Houston Independent School District (HISD) the option to utilize a two-step selection process in choosing a CMAR firm. Step one involves an initial request for qualifications. In step two, HISD may request firms, selected solely on the basis of qualifications, to provide proposed fees and pricing.

On April 11, 2013, the HISD Board of Education authorized the superintendent of schools or a designee to determine the construction delivery method for construction projects using factors approved by the HISD Board of Education, such as schedule, scope, and complexity. Following this process, the CMAR delivery method has been determined to provide the best value for the Energy Institute High School project. Qualifications for CMAR services for selected construction projects were requested on May 6, 2014, and were received on May 14, 2014. Information received from construction firms was evaluated and ranked using HISD selection criteria approved by the HISD Board of Education on April 11, 2013, for this delivery method. Based on the qualifications, the construction firms were then asked to submit fee proposals. The fee proposals were comprised of costs for preconstruction services, construction phase services fees, and general conditions costs as a percentage of the GMP.

On December 12, 2013, the HISD Board of Education approved the establishment of a budget for this project to build a new 800-student Energy Institute High School.

It may be several years before the entire funding for this project is finalized and available. Staff members will work to develop a phasing schedule for the project with the Chief Financial Officer, subject to the availability of funding. In the interim, staff members are recommending that the HISD Board of Education approve the selection of the CMAR.

The recommended best value CMAR firm and minority and women owned business enterprises (M/WBE) commitment for its services is listed below. The overall M/WBE participation for construction will be tabulated once the project is competitively bid by the CMAR.

Project	CMAR Firm	M/WBE Commitment
Energy Institute High School	Anslow-Bryant Construction, LTD	20%

Approval of this item will authorize the superintendent of schools or a designee to negotiate, execute, and amend contracts, including the acceptance of the GMP (or multiple GMPs in the case of phased work), in amounts not to exceed the overall project budget for each project.

In the event that the CMAR is unable to provide a GMP proposal that is acceptable to HISD or is unable to fulfill other obligations, the superintendent of schools or a designee is authorized to terminate negotiations and/or the agreement with that firm and negotiate, execute, and amend contracts with the next-highest-ranked best value CMAR firm to obtain an acceptable GMP (or multiple GMPs in the case of phased work), in amounts not to exceed the overall project budget for each project.

COST/FUNDING SOURCE(S): The total cost will be funded by proceeds from the sale of property and general operating funds.

STAFFING IMPLICATIONS: None

ORGANIZATIONAL GOALS/IMPACT: This agenda item supports HISD Goal 4: Increase Management Effectiveness and Efficiency and is aligned to Core Initiative 4: Data-Driven Accountability.

THIS ITEM DOES NOT REQUIRE CONSULTATION.

THIS ITEM DOES NOT ESTABLISH, MODIFY, OR DELETE BOARD POLICY.

RECOMMENDED: That the Board of Education authorize the superintendent of schools or a designee to negotiate, execute, and amend contracts with a construction manager-at-risk firm for Energy Institute High School, effective September 12, 2014.