



Bond Oversight Committee Workbook

Meeting July 29, 2014

Presented by

HISD

Construction & Facilities Services
IMPROVING LIVES. BUILDING TRUST.

Bond Oversight Committee Meeting
July 29, 2014 | 8:30 a.m.

Table of Contents

Bond Program Oversight Committee Charter	5
Executive Summary	13
Bond Planning	21
2012 Project Update Report	25
2012 Bond Phasing Schedule	29
Bond Schedule — Group 1	31
Bond Schedule — Group 2	67
Bond Schedule — Group 3	85
Bond Schedule — Group 4	95
Districtwide Projects	119
2007 Project Update Report	127
Business Assistance (M/WBE) 2007/2012 Bond Report	161
2007/2012 Bond Financial Reports	179
2007 Bond — Project Budget/Commitment/Available Funds Report	185
2007 Bond — Contingency Report	193
2012 Bond — Project Budget/Commitment/Available Funds Report	199
Bond Communications Report	203
Glossary	213
Appendix	219



It is the policy of the Houston Independent School District not to discriminate on the basis of age, color, handicap or disability, ancestry, national origin, marital status, race, religion, sex, veteran status, political affiliation, sexual orientation, gender identity and/or gender expression in its educational or employment programs and activities.



www.HoustonISD.org/Bond

Welcome

COMMITTEE MEMBERS

Michael G. Davis

Martin Debrovner

Jessica Diaz

Robert M. Eury

D.V. “Sonny” Flores

Craig Johnson

David Quan

Phoebe Tudor

Gary J. White



www.HoustonISD.org/Bond



Bond Program Oversight Committee Charter

Revised December 14, 2012



www.HoustonISD.org/Bond

Background

The Declaration of Beliefs and Visions for the Houston Independent School District ("HISD", the "District") states the primary goal of HISD is to increase student achievement. The District's Bond Programs impact the following additional goals that exist to support the primary goal:

- **Goal 3: Provide a Safe Environment** — The District shall create a safe environment conducive to learning for all students and provide safety and security measures at District schools and facilities, and while attending District-related events.
- **Goal 4: Increase Management Effectiveness and Efficiency** — The District shall have a decentralized organizational structure that will promote autonomy and innovation in schools. With a districtwide commitment to performance over compliance and a shared accountability system in place, the District shall employ best practices of administrative principles to make optimal use of District resources and taxpayer dollars.
- **Goal 5: Improve Public Support and Confidence in Schools** — The schools belong to the people; hence, the board, administration, and support staff are public servants who exist to support the schools and the relationship between teachers, students, and parents. Public confidence will increase as the District increases transparency, accountability at all levels, and meaningful engagement of the community.
- **Goal 6: Create a Positive District Culture** — The District's clearly articulated purpose will serve as the catalyst for creating a powerful sense of community and a shared direction among personnel, parents, students, and the public. Because the District realizes the value of investing in human capital, the District will work to attract and retain the best teachers and staff members, and create working conditions in which their talents can flourish.

The Bond Program Oversight Committee ("Committee") plays a critical, strategic role in assisting the District while completing these goals.

Purpose of Charter

The Board of Education ("Board") for the District desires to make continual improvements to existing programs. As a result, the Bond Program Oversight Committee Charter ("Charter") is adopted to explain the mission, purpose, structure, membership, duties, responsibilities, and expectations. This Charter supersedes the previously adopted charter dated August 30, 2010.

Committee Mission

The HISD Board, in response to community interest in the effective and efficient use of bond proceeds, has established a mechanism to encourage greater accountability, transparency, public support, and confidence by creating the Committee. The Committee is an independent citizens' Committee that is responsible to the Superintendent, Board, and general public (in that order).

The Committee's charge is to monitor all applicable Bond funded construction projects and help interested Houstonians to stay informed about new construction and renovation projects in the District. Its purpose is to monitor performance and compliance in order to confirm that HISD implements Bond Program work in conformance with the program approved by the Board and make recommendations to maximize available resources to achieve construction goals in the most effective and cost efficient manner. Its focus should be oversight rather than limited to hindsight.

Committee Structure and Membership

- a) The Committee has up to nine voting members, including a Chairperson and Vice Chairperson, who are appointed by the Superintendent. Formal action from the Committee requires a majority vote of the quorum present. Individual members of the Committee shall not exercise authority for the Committee as a whole and shall not act independently of the Committee. Written applications will be reviewed by members of the District's Executive Leadership team for each applicant's experiences and qualifications. The Executive Leadership team will submit recommendations to the Superintendent for approval and appointment to the Committee.
- b) Appointments will be staggered for one year and two year terms. Terms may be extended for additional one or two year terms upon approval by the Superintendent.
- c) The Committee will approve meeting minutes, review and approve the reasonableness of reports from the District, and approve the issuance of status reports and other communications from the Committee.
- d) All meetings will be open to the general public.
- e) Membership on the Committee shall consist of interested persons from the following groups who can remain objective and independent with the District's best interest at heart:
 - 1. Special preference for members with expertise or knowledge in the areas of building design/engineering, construction, construction project management, and/or finance.
 - 2. Members active in a business organization representing the business community located in the District.
 - 3. Members who are parents or guardians of a child enrolled in the District and also active in a parent-teacher organization.
 - 4. Members of the community at-large.
- f) The Committee members receive no direct or indirect compensation from the District for their services as members of the Committee.
- g) The Committee members may not have an active contract or be seeking a contract with the District or with any contractor or sub-contractors associated with the Bond Programs.
- h) The Committee may not include any employee or official of the District, or any vendor, contractor or consultant of the District.
- i) A Committee member serves the general interest of the public as opposed to any personal interest or special interest group.
- j) If a Committee member moves outside of the District's geographic boundaries, resigns, violates the Ethics Policy contained herein, fails to attend two consecutive Committee meetings without reasonable excuse, or otherwise becomes unable to serve on the Committee, the Superintendent may declare the position on the Committee to be vacant and appoint another qualified person to the Committee.

Committee Duties and Responsibilities

The Committee shall inform the Superintendent, Board, and general public (in that order) concerning the District's overall project management of all Bond Programs, including but not limited to:

- a) Review periodic reports produced by the District to verify effective and efficient use of bond proceeds and compliance with the purposes set forth in the Bond Programs as approved by the Board. See reports issued by the District in the "District Duties and Responsibilities" section below.
- b) Ensure that bond revenues are expended for the purpose set forth in the Bond Programs as approved by the Board of Education, and that any deferred proposals or plans where considered necessary are appropriate.
- c) Validate that no bond funds are used for any teacher or administrative salaries or other school operating expense, other than administrative salaries whose primary purpose is to manage the District's Bond Programs.
- d) Review efforts by the District to maximize bond revenues by balancing best value, quality, and efficiency in meeting the District's goals and priorities.
- e) Evaluate risks and related controls associated with the District's Bond Programs, determine focus areas and strategic approach to review, and communicate any findings and recommendations for improvement via a periodic independent report to the Superintendent, Board, and general public. To maximize these efforts, the Committee may recommend the performance of specific audit projects based on its risk assessments and communications to the Board Audit Committee and HISD Office of Inspector General.
- f) Coordinate with the Superintendent's designee to visit District facilities and grounds for which bond proceeds have been or will be expended, in accordance with any necessary access procedures.
- g) Review copies of other bond reports published by the District.
- h) Review any performance audits of the District's Bond Programs to ensure the District is taking appropriate action to remediate any deficiencies identified in such reports.
- i) Review operational audits conducted by the HISD Office of Inspector General to ensure the adequacy of scope, management action plans, and remediation efforts of the District.
- j) Review any financial audits of the District's Bond Programs to ensure the District is taking appropriate action to remediate any deficiencies identified in such reports.
- k) Provide periodic status reports and an annual report regarding the results of its activities, in addition to any Committee findings, recommendations, and management action plans, to the Superintendent and Board. These reports should include the Committee's opinion regarding the District's remediation efforts for any recommendations included in the performance audits, operational audits, or financial audits mentioned above and will be made available to the general public by inclusion on the District's website and other communication avenues.
- l) Perform other reasonable duties requested by the Superintendent.
- m) Disclose and sign an annual conflict of interest statement for existing conflicts and re-submit if any conflicts arise during a Committee member's tenure.

- n) Any perceived allegation of wrongdoing; potential waste, fraud, misuse or abuse; or non-compliance with Local, State, Federal laws/regulations, or District policies that becomes known to the Committee shall be communicated to the Superintendent, who shall refer such matters to the Board, Ethics and Compliance Officer, Office of Inspector General, and outside legal counsel where appropriate.

The Committee provides counsel and input to the administration and the Board, but it does not have management or policy-setting responsibilities. Also, the Committee does not have a fiduciary responsibility to the District or Board, nor are its members personally liable to the District or Board. The Committee is not responsible for:

- a) Approval of construction contracts or change orders;
- b) Appropriation of construction funds;
- c) Handling of legal matters;
- d) Approval of construction plans and schedules;
- e) Approval of the District's maintenance plan;
- f) Approval of the sale of bonds;
- g) Establishment of priorities and order of construction for the bond projects;
- h) Selection of architects, engineers, construction managers, project managers, and such other professional service firms;
- i) Approval of the design for each project including exterior materials, paint color, interior finishes, site plan and construction means or methods;
- j) Selection of independent audit firm(s), performance audit consultants and such other consultants as are necessary to support the performance of the Bond Programs;
- k) Setting or approving schedules of design and construction activities;
- l) Investigations of alleged wrongdoing; potential waste, fraud, misuse or abuse; or non-compliance with Local, State, Federal laws/regulations, or District policies.
- m) Directing the activities of staff or consultants; or
- n) Activities, roles or responsibilities that have been delegated to staff or consultants by the Superintendent or his designee.

Committee Meetings

- a) The Committee shall meet at least quarterly to review the District's Bond Program's status and related information, and to perform other duties as provided herein. The Superintendent, Chairperson, or Vice Chairperson may convene additional meetings, if necessary.
- b) All Committee meetings shall be held within the District's geographic boundaries.
- c) Minutes will be prepared by a representative of the District and will be distributed to the Committee within 15 business days. The minutes will be voted upon for the record at the next scheduled Committee meeting.

District Duties and Responsibilities

- a) The Chief Operating Officer shall act as the Superintendent's designee to the Committee.
- b) The Superintendent or his designee shall oversee management's action plan to respond to any written report from the Committee with findings or suggestions for improvement within 15 business days. All recommendations and management action plans from inception to date will be tracked and made available to the Committee and Board. The District's website and other communication avenues will also publicize the Committee's report and management's action plan for use by the general public.
- c) The District shall have a commitment to the Committee, provide open communication, and provide necessary technical and administrative assistance in a timely fashion as follows:
 - 1. Provision of a meeting room, including any necessary audio/visual equipment;
 - 2. Preparation and copies of any documentary meeting materials, such as agendas and reports; and distribution of those materials to the Committee in a timely manner;
 - 3. Provision of a quarterly summary progress report covering the Bond Programs;
 - 4. Access to other information to effectively perform its oversight function.
 - 5. Retention of all Committee meeting records, and providing public access to such records on the District's website; and
 - 6. Notify the public of Committee meeting times and locations. The meetings are open to the public.
- d) Summary progress reports will communicate and provide an explanation for the following attributes in a clear concise manner. As part of reporting, HISD will identify projects that experience a significant impact to schedule, budget, or scope of work. Detail reports can be provided upon the Committee's request.
 - 1. Project schedules with anticipated completion dates and current status.
 - 2. Project scope
 - 3. Contingency report (change allowance, encumbrances, and available budget)
 - 4. Expenditure reports
 - 5. Status of Minority/or Woman Owned Business Enterprise (MWBE)
- e) The appropriate District staff, District consultants, and/or designees shall attend all Committee proceedings in order to provide a status update for their area of responsibility as it relates to the Bond Programs and answer any questions from Committee members.
- f) The Office of Inspector General will consider the input and specific audit requests of the Committee and HISD management during its development of the Annual Audit Plan. Audit projects conducted by the Office of Inspector General will be completed by the issuance of a formal audit report, which will be provided to the Board Audit Committee and made available to the Committee. Such reports will be publicized on the District's website for use by the general public.

- g) The District acknowledges that the Committee may request certain information that is sensitive or legally privileged. The District will use the counsel of its legal advisor to comply with such requests within the limits of Texas law and the best interest of the District.

Ethics Policy

This Ethics Policy provides general guidelines for Committee members to follow in carrying out their roles. Not all ethical issues that Committee members face are covered in this Policy. However, this Policy captures some of the critical areas that help define ethical and professional conduct for Committee members. The provisions of this Policy were developed from existing laws, rules, policies and procedures as well as from concepts that define generally accepted good business practices. Committee members are expected to strictly adhere to the provisions of this Ethics Policy.

Policy

CONFLICT OF INTEREST. A Committee member shall not make or influence a District decision related to: (1) any contract funded by bond proceeds or (2) any construction project that will benefit the Committee member's outside employment, business, or provide a financial benefit to the Committee member or a family member, such as a spouse, child, parent, or sibling.

OUTSIDE EMPLOYMENT. A Committee member shall not use his or her authority over a particular matter to negotiate future employment with any person or organization that relates to: (1) any contract funded by bond proceeds; or (2) any construction project. A Committee member shall not make or influence a District decision related to any construction project involving the interest of a person with whom the member has an agreement concerning current or future employment, or remuneration of any kind. For a period of one (1) year after leaving the Committee, a former Committee member may not represent any person or organization for compensation in connection with any matter pending before the District that, as a Committee member, he or she participated in personally and substantially.

COMMITMENT TO UPHOLD LAW. A Committee member shall uphold the federal and Texas Constitutions, the laws and regulations of the United States and the State of Texas, and the policies, procedures, rules and regulations of the Houston Independent School District.

COMMITMENT TO DISTRICT. A Committee member shall place the interests of the District above any personal or business interest of the member.

MEMBER CERTIFICATION. A Committee member shall certify his or her understanding of Committee's Ethics Policy and disclose and sign an annual conflict of interest statement for existing conflicts and re-submit if any conflicts arise during their tenure.



Executive Summary



www.HoustonISD.org/Bond

Executive Summary

This is a very exciting time in the 2012 bond program. We are breaking ground, or preparing to do so, for all of the Group 1 projects. As we finished the second quarter on June 30, many projects were transitioning into the Construction Documents phase of design, the last step before we start building our new schools.

All of this work has been in conjunction with our school communities. You won't see any cookie-cutter projects, but rather schools that reflect the unique needs of our students and neighborhoods. Toward that end, we've been hosting another round of community or neighbor meetings to give our stakeholders an opportunity to weigh in on site plans and designs or to learn more about what to expect during construction.

As we move forward, we remain committed to building 21st century schools within our established budgets and to use our construction dollars wisely. As we move into the construction phase of the bond program, the goal is to minimize the use of expensive temporary buildings as we consider swing space options for our students. Our main focus during construction is to ensure student safety and minimize academic disruptions.

We are also preparing to select design firms for the last two phases of the bond program. Proposals submitted in response to our RFQ are now being reviewed and we will hold interviews in the next few weeks to make our selections.



Demolition has been completed on Delmar Fieldhouse, and site work, earthwork and foundation work are underway on the project.

2007 BOND PROGRAM KEY FACTS

- \$805 million in bond funding
- New fencing installed at 131 schools
- More than 8,800 security cameras installed
- 23 new schools open and serving students
- Bids for new gymnasium wing were received for Katherine Smith Elementary
- 2 schools renovated and expanded (Crockett and Valley West Elementary schools)
- Renovations/repair projects completed throughout the district and others ongoing
- All original 2007 projects are under construction or completed



The renovation on the Waltrip High School pool has been completed.

Construction Milestones

2007 Bond: All of the original 2007 bond program projects have started construction.

Worthing High School: The classroom wing construction package was received first quarter of 2014. The contractor has commenced construction of the classroom wing, which includes the building pad and foundation work.

Waltrip High School: Contractor has completed swimming pool renovation and is currently working on major electrical and HVAC upgrades.

North Houston Early College High School: Sanitary sewer and main water line is completed. Installation of the meter vault and major construction is scheduled to begin in the third quarter 2014.

South Early College High School: The main water line and meter vault have been installed. Installation of the water meter, main sanitary sewer line, and major construction is scheduled to begin in the third quarter of 2014.

Delmar Fieldhouse: Demolition was completed March 2014. Site work, earthwork and foundation work are currently underway. New construction is scheduled to be complete in late 2015.

Milby High School: Asbestos survey has been completed and asbestos abatement is scheduled to begin in July. Demolition is scheduled to start in third quarter 2014.

Design Milestones

Safety and Security Symposium: A workshop for all of the Group 1 and Group 2 project teams was held in June 2014 that featured presentations by a national security consulting firm and HISD Police Department regarding best design practices and measures for improving security in educational facilities. The symposium also included key presentations by senior officials from the City of Houston Code Enforcement Division on regulatory requirements, building safety, and the permitting process.

Design Work Progressing: 39% of the Group 1 school projects have entered into the Construction Documents Phase of the design process, with 3 of those projects already starting the regulatory process with the City of Houston. Many of the other projects are nearing completion of their Design Development Phase and about to enter into the Construction Documents Phase. All of the Group 1 school projects are scheduled to begin construction work before the end of the year.

Districtwide Upgrades

Middle School Restrooms: The Middle School Restroom Assessments are complete. Design has commenced on the Phase 1 projects. Construction is anticipated to start on eight of 15 Phase 1 projects by third quarter of 2014.

Safety and Security: A safety and security assessment of all district facilities has been completed. The project team has created a comprehensive list of possible enhancements and a preliminary schedule. CFS has met with the HISD Threat Assessment Team to prioritize districtwide safety and security items based on cost and need. Camera repairs and replacement are currently underway. Currently, the Program Manager is scheduling out the remaining scope of work.

Architect Selection

More than 100 architects and engineers planning to bid for design work for schools in Groups 3 and 4 of the HISD 2012 bond program attended a pre-proposal conference on June 23. The deadline to submit bids for projects in Phase 3 and 4 is scheduled for 2 p.m. July 8.

The pre-proposal conference provided an overview of HISD's expectations for submitting bids for architectural and engineering contracts for schools slated for construction in both phases as part of the district's \$1.89 billion bond program, which will rebuild and renovate 40 schools across the city.

Selections should be made during the third quarter of 2014.

2012 BOND PROGRAM KEY FACTS

- \$1.89 billion in funding
- 40 schools to be built or renovated by 2020
- Architect contracts awarded for 25 schools
- Middle school restroom renovations underway
- Planning and design work is well underway for all Group 1 and Group 2 schools
- Construction documents are close to completion for 4 campuses
- All of the Group 1 and Group 2 schools are being designed for sustainability, with several projects targeting Gold-level LEED certification
- More than 50 community meetings and public events held to engage the campus neighborhoods and the public
- Real estate acquisitions underway



HISD's Office of Business Assistance sponsors a supplier diversity networking meeting at Carnegie Vanguard High School.

Real Estate Purchases

The Real Estate Department is currently purchasing 150 individual properties, including residential, commercial and retail properties, for expansion of current school sites and new school sites as an integral part of the 2012 Bond Program. These properties total about 90 acres and will be utilized for expansion of school sites at Booker T. Washington High School, Lee High School, Sharpstown High School, Richard Dowling Middle School, Pilgrim Academy, Stephen F. Austin High School, Jefferson Davis High School, James Madison High School and Westbury High School, as well as new school sites for the High School for Law Enforcement and the new Mark White Elementary School. These acquisitions are currently underway and are expected to be completed during the last quarter of 2014.

M/WBE Networking Events

The Office of Business Assistance held and participated in multiple programs to tout HISD business opportunities. During the second quarter, the office collaborated with the City of Houston, Metro and the Port of Houston Authority to deliver presentations on the state of procurement, supplier diversity, landing contracts, and a mentorship program to help small and M/WBE businesses improve business plans and leverage new opportunities. A meet and greet event was also held for potential architects and engineers interested in submitting qualifications for work in Phase 3 and 4 of the bond program. The Office of Business Assistance was recognized for its supplier diversity efforts by the U.S. Trade and Commerce Institute.

Project Advisory Teams

As design began for schools many school in Group 2 of the bond program, the calendar of project advisory team meetings continued to fill up. During the first quarter, nearly 80 PAT meetings were held at schools in both Group 1 and Group 2 of the bond program.



Principal Eduardo Sindaco congratulates a student on his presentation during a classroom tour at The Rusk School.

In addition, design charrettes were held for Bellaire High School, Davis High School, Dowling Middle School, Eastwood Academy, Lamar High School, and Yates High School. The district is currently working with principals and HISD planners to help establish PATs at the remaining schools in Groups 3 and 4.

Community Engagement

Community meetings were held at the following schools during the second quarter, including: Sterling High School, Milby High School, Parker Elementary School, High School for Law Enforcement and Criminal Justice, Condit Elementary School, Dowling Middle School, Eastwood Academy, Mandarin Chinese Language Immersion Magnet School, North Houston Early College High School, and South Early College High School.

An open house and ribbon cutting was held to celebrate the opening of a new middle school wing at the Rusk School to allow parents, students, stakeholders and the school's community to tour the space.

The bond communications team has been working diligently to inform communities and schools to keep them updated about upcoming meetings and completed 6 new videos in the months of April, May and June. They have coordinated the distribution of fliers throughout the community and home with students. The team has supplied letters and marquee messages for principals, as well as scripts for callouts to parents. The subscriber list to the district's award-winning monthly bond eNewsletter, Building Excellence, continues to grow.

To ensure that everyone has the ability to understand what the different project advisory teams are doing, all minutes continue to be posted on the website in a timely fashion. The team is currently preparing a handout to send home with all students at the start of school to update families on the bond program.



www.HoustonISD.org/Bond



Bond Planning

Sue Robertson
General Manager, Facilities Planning
Construction and Facility Services (CFS)
3200 Center St.
Houston, Texas 77007
brober12@HoustonISD.org



www.HoustonISD.org/Bond

Executive Summary

With most schools in Group 2 of the bond program moving into design, the focus will begin on the planning phase for the remaining 15 schools in the 2012 bond program. In the next quarter, architects will be selected for all of those schools, and regular Project Advisory Team meetings will begin.

The district is currently working with principals and HISD planners to help establish PATs at the remaining schools in Groups 3 and 4. Those projects are well ahead of schedule, which had planning and design starting in early to mid-2015 for Group 3 and late 2015 to early 2016 for those in Group 4.

The goal with the next two groups of schools is to apply all of the lessons learned so far in the program to ensure an even smoother process. Specifically, the district is working to ensure the PATs include enough neighborhood and student representatives so that all stakeholders have an opportunity to be heard. The roles and the responsibilities of the PAT are being refined so that participants take a more active role in working with their school communities, including PTAs and PTOs, on their particular projects.

At the same time, the district's facility planners and program managers are working more closely than ever to ensure PATs are informed on all aspects of a project's budget and scope.

School site tours

An effective strategy to help PATs understand the features of 21st century schools is to take them on tours to show them. Tours of Houston-area schools were arranged for the Group 1 and Group 2 schools, and the district is planning to do the same with schools in Groups 3 and 4. The goal is to help show the teams the latest innovations in school design so they can better understand how those spaces and elements might work in their own facilities.



The Bellaire High School Project Advisory Team and PBK architects discuss concepts during a design charrette at Rice University.



www.HoustonISD.org/Bond



2012 Project Update Report



www.HoustonISD.org/Bond

2012 FACILITIES CAPITAL PROGRAM

HISD CAPITAL IMPROVEMENT PROGRAM — 2012 Facilities Capital Program — Page 1 of 1 As of June 30, 2014

Project	Scope of Work	Proposed Project Budget
High Schools:		\$
Austin High School	New facility preserving the architecturally significant building structure for a campus accommodating 1,800 – 2,000 students.	68,429,000
Bellaire High School	New 2,800 – 3,100 student school that will incorporate the recently completed science classroom and laboratory wing.	106,724,000
Davis High School	New facility preserving the architecturally significant building structure for a campus accommodating 1,500 – 1,700 students.	46,764,000
DeBaKey High School	New 900 – 1,000 student health professions school.	64,512,000
Eastwood Academy	New facility that will incorporate the new 2 story classroom wing for a campus accommodating 500 students.	10,875,000
Furr High School	New 1,100 – 1,300 student school.	55,100,000
Houston High School	New 2,550 – 2,750 student school that will incorporate the new science classroom and laboratory wing.	101,428,000
HSPVA	New 750 student performing and visual arts school.	80,178,000
Jones High School	Renovations to existing school facilities.	1,125,000
Jordan High School	New 600 – 800 student school.	36,693,000
Kashmere High School	Renovations to existing school facilities and site improvements.	17,000,000
Lamar High School	New facility preserving the architecturally significant building structure for a campus accommodating 2,800 – 3,100 students.	107,974,000
Lee High School	New 1,700 – 1,900 student school.	73,801,000
Madison High School	New 1,900 – 2,100 student school that will incorporate recent science and classroom building renovations.	82,736,000
Milby High School	New facility preserving the architecturally significant building structure for a campus accommodating 1,800 – 2,000 students.	68,810,000
North Early College	New 400 student early college school.	13,500,000
Scarborough High School	Renovations to existing school facilities and site improvements.	12,566,000
Sharpstown High School	New 1,300 – 1,500 student school.	54,944,000
Sharpstown International High School	Renovations to existing school facilities and site improvements.	6,125,000
South Early College	New 400 student early college school.	13,500,000
Sterling High School	New 1,600 – 1,800 student school.	72,304,000
Waltrip High School	Partial replacement and general renovations to accommodate 1,800 – 2,000 students.	30,115,000
Washington High School	New 1,100 – 1,300 student school.	51,732,000
Westbury High School	Partial replacement and general renovations to accommodate 2,300 – 2,500 students.	40,006,000
Worthing High School	New facility that will incorporate the new 2 story classroom wing for a campus accommodating 1,100 – 1,300 students.	30,180,000
Yates High School	New 1,300 – 1,500 student school.	59,481,000
Young Men's College Prep.	Partial replacement and general renovations to complement portions of the Howard Payne Carter Career Center for a campus accommodating 900 – 1,000 students.	28,675,000
Young Women's College Prep.	Partial replacement and general renovations for a campus accommodating 900 – 1,000 students.	27,159,000
	High School Subtotal	\$1,362,436,000
Middle Schools:		
Dowling Middle School	New 1,300 – 1,500 student school.	59,125,000
Grady Middle School	New addition to complete multi-phase master plan for the campus.	14,825,000
	Middle School Subtotal	\$73,950,000
K-8s:		
Garden Oaks Montessori K-8 School	New addition and general renovations of the existing facilities accommodating 750 – 900 students.	26,678,000
Mandarin Chinese Language Immersion School at Gordon K-8	New 750 – 900 student school.	32,161,000
Pilgrim Academy K-8	New addition for a campus accommodating 750 – 900 students.	7,989,000
Wharton	School Athletics *	44,675,000.00
Dual Language School K-8	New addition and general renovations of the existing facilities accommodating 750 – 900 students.	35,603,000
Wilson Montessori School K-8	New addition and general renovations of the existing facilities accommodating 750 – 900 students.	18,914,000
	K-8 Subtotal	\$121,345,000
Elementary Schools:		
Askew Elementary School	850 student new school — replacement.	26,632,000
Parker Elementary School	850 student new school — replacement.	29,485,000
Relief Elementary School	750 student new school to be built in the west Houston area.	23,417,000
	Elementary Subtotal	\$79,534,000
All Schools		\$1,637,265,000
Districtwide Projects:		
District Athletic Improvements	Replacement of regional field house(s) and athletic facility improvements.	44,675,000
District Wide Land Acquisition	Districtwide funds to supplement significant site/parking constraints.	55,767,000
Middle School Restroom Renovation	Districtwide middle school restroom renovations.	35,000,000
Districtwide Technology	Districtwide technology improvements.	100,000,000
Districtwide Safety and Security	Districtwide safety and security improvements.	17,293,000
	Districtwide Total	\$252,735,000
	Grand Total	\$1,890,000,000

1. Funding within this bond for North and South Early College will be combined with funds previously allocated from the 2007 bond for these projects to meet the schools programmatic needs.
2. HSPVA moved to district 8 due to a proposed site for the new school located at 1300 Capital.
3. Program costs allocated to each project budget will be separated into various program budgets to provide better oversight and financial management, at a later date.
4. New schools / replacement projects will undergo a school site specific ed-spec development process and all schools will undergo a scope to budget process.
5. Project budgets include allocations for planning, design, construction, administration, and other related costs.
6. The current allocation for the Young Men's College Preparatory Academy (YMCPA) will allow for a demolition of the EO Smith facility, the addition of a smaller facility, and the renovation of the HP Carter facility for use by the YMCPA. An alternate plan for the project to include the demolition of both the EO Smith and HP Carter facilities and the building of a new school would cost an additional \$13,727,000.
7. Condit ES will be rebuilt and funded from surplus bond funds and/or the sale of real estate.
8. High School for Law Enforcement and Criminal Justice will be rebuilt and funded from surplus bond funds and/or the sale of real estate.



www.HoustonISD.org/Bond

2012 Bond Phasing Schedule

Group 1

- Planning and Design — Early / Mid 2013
- Anticipated Construction to Begin — Mid / Late 2014
 - Condit Elementary
 - DeBakey High School
 - Furr High School
 - Grady Middle School
 - HSPVA
 - Lee High School
 - Mandarin Chinese Language Immersion School
 - Milby High School
 - North Early College High School
 - Relief Elementary School
 - Sharpstown High School
 - South Early College High School
 - Sterling High School
 - Waltrip High School
 - Booker T. Washington High School
 - Worthing High School
 - Young Men's College Prep

Group 2

- Planning and Design - Early / Mid 2014
- Anticipated Construction to Begin – Mid / Late 2015
 - Bellaire High School
 - Davis High School
 - Dowling Middle School
 - Eastwood Academy
 - High School for Law Enforcement & Criminal Justice
 - Lamar High School
 - Parker Elementary School
 - Yates High School

Group 3

- Planning and Design – Early / Mid 2015
- Anticipated Construction to Begin – Mid / Late 2016
 - Askew Elementary School
 - Sam Houston High School
 - Jordan High School
 - Young Women’s College Prep

Group 4

- Planning and Design — Late 2015 / Early 2016
- Anticipated Construction to Begin — Mid 2017
 - Austin High School
 - Garden Oaks Montessori K-8 School
 - Jones High School
 - Kashmere High School
 - Madison High School
 - Pilgrim Academy K-8
 - Scarborough High School
 - Sharpstown International School
 - Westbury High School
 - Wharton Dual Language School K-8
 - Wilson Montessori School K-8



Bond Schedule — Group 1

2012 Project Update Report



www.HoustonISD.org/Bond

**KEY FACTS**

Budget
\$24,293,919

Trustee
Michael L. Lunceford

Location
7000 South 3rd

Condit Elementary

Condit Elementary School, originally built in 1909, moved to its current facility in Bellaire in 1914, with an addition built in 1927. The PK-5 campus is a Vanguard neighborhood school.

Funds allocated from the 2007 bond program will be used to maintain a safe and suitable learning environment until a new facility is constructed as part of the 2012 bond program.

Scope of Work

New elementary school for 750 students.

Project Status

Preparation of the construction documents is progressing rapidly and further detailing of the building engineering systems is underway. The special use permit (SUP) application was approved by the City of Bellaire in June 2014 and initial site preparation and off-site utility work will be performed this summer. The permit application for that work was submitted in late June.

Bond Schedule — Group 1


■ Planning and Design Start — Early/Mid 2013

■ Construction Start — Mid/Late 2014

2013				2014				2015				2016				2017			
Q1	Q2	Q3	Q4	Q1	Q2	Q3	Q4	Q1	Q2	Q3	Q4	Q1	Q2	Q3	Q4	Q1	Q2	Q3	Q4
■						■													

Condit Elementary — continued

Information

Indicator	ID	Project/School/Facility	Budget
	C-130	Condit Elementary	\$24,293,919
	Planning and Design Start		Construction Start
	Early/Mid 2013		Mid/Late 2014
	Phase		% of Phase
	Construction Documents		25%
Project Team			
HISD Manager		Chris Koeper	
Architect		VLK Architects	
Contractor		DivisionOne Construction	
Program Manager		Heery International, Inc.	

Milestones Completed

Programming/Conceptual Design	✓
Schematic Design Phase	✓
Design Development	✓
Construction Documents	
Bid & Award	
Construction Start	
Construction Complete	



**KEY FACTS**

Budget
\$64,512,000

Trustee
Paula Harris

Location
2160 Herman Pressler
Street

DeBakey High School

The Michael E. DeBakey High School for Health Professions is dedicated to providing a rigorous and comprehensive pre-college program for students pursuing careers in medicine, health care, and/or the sciences.

HISD is working with the Texas Medical Center to find a new home for the school in the heart of the medical center so that students will have access to some of the best facilities in the world.

Scope of Work

New school for 900-1,000 students.

Project Status

Development of the project design and detailed definition of the interior spaces is ongoing. The architectural/engineering team is analyzing traffic patterns and studying vehicular circulation through the site.

Bond Schedule — Group 1

Planning and Design Start — Early/Mid 2013


Construction Start — Mid/Late 2014

2013				2014				2015				2016				2017			
Q1	Q2	Q3	Q4	Q1	Q2	Q3	Q4	Q1	Q2	Q3	Q4	Q1	Q2	Q3	Q4	Q1	Q2	Q3	Q4

NOTE: At the June 12, 2014 school board meeting, the Board of Education approved additional funding for special project(s) to be completed beyond the base scope of the 2007 bond program. These projects will be tracked separately.

DeBakey High School — continued

Information

Indicator	ID	Project/School/Facility	Budget
	C-026	DeBakey High School	\$64,512,000
	Planning and Design Start		Construction Start
	Early/Mid 2013		Mid/Late 2014
	Phase		% of Phase
	Design Development		90%
Project Team			
HISD Manager		Chris Koeper	
Architect		WHR Lake-Flato	
Contractor		Tellepsen Builders, L.P.	
Program Manager		Heery International, Inc.	

Milestones Completed

Programming/Conceptual Design	✓
Schematic Design Phase	✓
Design Development	
Construction Documents	
Bid & Award	
Construction Start	
Construction Complete	



**KEY FACTS**

Budget
\$55,100,000

Trustee
Juliet K. Stipeche

Location
520 Mercury Dr.

Furr High School

Furr High School opened in the fall of 1961 on Houston's east side.

The campus currently includes nine school buildings and 15 temporary buildings.

Funds allocated from the 2007 bond program will be used to maintain a safe and suitable learning environment until a new facility is constructed as part of the 2012 bond program.

Scope of Work

New high school to accommodate 1,000 – 1,300 students.

Project Status

Design Development is nearly complete. The construction budget reconciliation process is ongoing.

Bond Schedule — Group 1


Planning and Design Start — Early/Mid 2013

Construction Start — Mid/Late 2014

2013				2014				2015				2016				2017			
Q1	Q2	Q3	Q4	Q1	Q2	Q3	Q4	Q1	Q2	Q3	Q4	Q1	Q2	Q3	Q4	Q1	Q2	Q3	Q4

Furr High School — continued

Information

Indicator	ID	Project/School/Facility	Budget
	C-004	Furr High School	\$55,100,000
	Planning and Design Start		Construction Start
	Early/Mid 2013		Mid/Late 2014
	Phase		% of Phase
	Design Development		95%
Project Team			
HISD Manager		Steve Hoyt	
Architect		ERO Architects Inc.	
Contractor		KBR Building Group, LLC	
Program Manager		Rice & Gardner Consultants, Inc.	

Milestones Completed

Programming/Conceptual Design	✓
Schematic Design Phase	✓
Design Development	
Construction Documents	
Bid & Award	
Construction Start	
Construction Complete	



**KEY FACTS**

Budget
\$14,825,000

Trustee
Harvin C. Moore

Location
5215 San Felipe St.

Grady Middle School

Grady Middle School, located in Houston's Galleria area, was originally built in 1949 and was replaced by a new main school building completed in 2012.

Scope of Work

New addition to complete multi-phase master plan for the campus.

Project Status

The 60% Construction Documents package has been approved. Evaluation and reconciliation of the construction cost estimates are also underway. The architectural/engineering team has initiated the City and State regulatory approval process. Summer work related to relocation of existing transportable buildings began in the latter part of this quarter. This work is the first step in preparing the site for the new addition. The third Community Meeting for this project is planned for August.

Bond Schedule — Group 1

Planning and Design Start — Early/Mid 2013


Construction Start — Mid/Late 2014

2013				2014				2015				2016				2017			
Q1	Q2	Q3	Q4	Q1	Q2	Q3	Q4	Q1	Q2	Q3	Q4	Q1	Q2	Q3	Q4	Q1	Q2	Q3	Q4

NOTE: At the June 12, 2014 school board meeting, the Board of Education approved additional funding for special project(s) to be completed beyond the base scope of the 2007 bond program. These projects will be tracked separately.

Grady Middle School — continued

Information

Indicator	ID	Project/School/Facility		Budget
	C-068	Grady Middle School		\$14,825,000
	Planning and Design Start		Construction Start	
	Early/Mid 2013		Mid/Late 2014	
	Phase		% of Phase	
	Construction Documents		90%	
Project Team				
HISD Manager		Steve Hoyt		
Architect		Natex Architects Inc.		
Contractor		DivisionOne Construction		
Program Manager		Rice & Gardner Consultants, Inc.		

Milestones Completed

Programming/Conceptual Design	✓
Schematic Design Phase	✓
Design Development	✓
Construction Documents	
Bid & Award*	✓
Construction Start*	✓
Construction Complete	

* Early construction package is underway. The design is continuing on remaining phases of work.



**KEY FACTS**

Budget
\$80,178,000

Trustee
Juliet K. Stipeche

Location
1300 Capitol St.

High School for the Performing and Visual Arts (HSPVA)

HSPVA is a Vanguard neighborhood school and a national model for combining arts and academics. The current facility was constructed in 1981.

Under the 2012 bond program, a new facility will be built in downtown Houston near other arts and theatrical venues. HISD will take advantage of property already owned by the district on an entire city block that will be used as the new site.

Scope of Work

New performing and visual arts school to accommodate 750 students.

Project Status

Design Development is underway. Second level parking design is underway.

Bond Schedule — Group 1

■ Planning and Design Start — Early/Mid 2013


■ Construction Start — Mid/Late 2014

2013				2014				2015				2016				2017			
Q1	Q2	Q3	Q4	Q1	Q2	Q3	Q4	Q1	Q2	Q3	Q4	Q1	Q2	Q3	Q4	Q1	Q2	Q3	Q4

NOTE: At the June 12, 2014 school board meeting, the Board of Education approved additional funding for special project(s) to be completed beyond the base scope of the 2007 bond program. These projects will be tracked separately.

High School for the Performing and Visual Arts — continued

Information

Indicator	ID	Project/School/Facility	Budget
	C-025	High School for the Performing and Visual Arts	\$80,178,000
	Planning and Design Start		Construction Start
	Early/Mid 2013		Mid/Late 2014
	Phase		% of Phase
	Schematic Design		95%
Project Team			
HISD Manager		Steve Hoyt	
Architect		Gensler	
Contractor		Cadence McShane Construction, LLC	
Program Manager		Rice & Gardner Consultants, Inc.	

Milestones Completed

Programming/Conceptual Design	✓
Schematic Design Phase	
Design Development	
Construction Documents	
Bid & Award	
Construction Start	
Construction Complete	

**KEY FACTS**

Budget
\$73,801,000

Trustee
Harvin C. Moore

Location
6529 Beverly Hill St.

Lee High School

Lee High School was originally built in 1962 in west Houston.

Funds allocated from the 2007 bond program will be used to maintain a safe and suitable learning environment until a new facility is constructed as part of the 2012 bond program.

Scope of Work

New school for 1,700 – 1,900 students.

Project Status

Schematic Design is complete. Design Development phase is underway and scheduled to be completed in 3rd quarter.

Bond Schedule — Group 1

■ Planning and Design Start — Early/Mid 2013


■ Construction Start — Mid/Late 2014

2013				2014				2015				2016				2017			
Q1	Q2	Q3	Q4	Q1	Q2	Q3	Q4	Q1	Q2	Q3	Q4	Q1	Q2	Q3	Q4	Q1	Q2	Q3	Q4
■						■													

NOTE: At the June 12, 2014 school board meeting, the Board of Education approved additional funding for special project(s) to be completed beyond the base scope of the 2007 bond program. These projects will be tracked separately.

Lee High School — continued

Information

Indicator	ID	Project/School/Facility	Budget
	C-009	Lee High School	\$73,801,000
	Planning and Design Start		Construction Start
	Early/Mid 2013		Mid/Late 2014
	Phase		% of Phase
	Design Development		60%
Project Team			
HISD Manager		Chris Koeper	
Architect		WHR Lake-Flato	
Contractor		Satterfield and Pontikes Construction, Inc.	
Program Manager		URS - Skanska	

Milestones Completed

Programming/Conceptual Design	✓
Schematic Design Phase	✓
Design Development	
Construction Documents	
Bid & Award	
Construction Start	
Construction Complete	



**KEY FACTS**

Budget
\$32,161,000

Trustee
Michael L. Lunceford

Location
5400 block of West
Alabama Street

Mandarin Chinese Language Immersion Magnet School

The Mandarin Chinese Language Immersion Magnet School was built in 1953 in Bellaire as a small elementary school.

In the fall of 2012, the school became the first in HISD to offer full-immersion Mandarin Chinese instruction for pre-kindergarten through the second grade. The school will be adding additional grades each year. The school will eventually become a K-8 campus with a goal to create bilingual students who are college and career ready.

Scope of Work

New school for 750 – 900 students.

Project Status

Schematic design package approved. Design Development and 60% Construction Documents will be combined to expedite design phase.


Bond Schedule — Group 1

■ Planning and Design Start — Early/Mid 2013

■ Construction Start — Mid/Late 2014

2013				2014				2015				2016				2017			
Q1	Q2	Q3	Q4	Q1	Q2	Q3	Q4	Q1	Q2	Q3	Q4	Q1	Q2	Q3	Q4	Q1	Q2	Q3	Q4
■						■													

Mandarin Chinese Language Immersion Magnet School — continued Information

Indicator	ID	Project/School/Facility	Budget
	C-460	Mandarin Chinese Language Immersion	\$32,161,000
	Planning and Design Start		Construction Start
	Early/Mid 2013		Mid/Late 2014
	Phase		% of Phase
	Design Development		20%
Project Team			
HISD Manager		Chris Koeper	
Architect		PBK Architects	
Contractor		Satterfield & Pontikes Construction, Inc.	
Program Manager		Heery International, Inc.	

Milestones Completed

Programming/Conceptual Design	✓
Schematic Design Phase	✓
Design Development	
Construction Documents	
Bid & Award	
Construction Start	
Construction Complete	



**KEY FACTS**

Budget
\$68,810,000

Trustee
Manuel Rodriguez Jr.

Location
1601 Broadway

Milby High School

Milby High School was constructed in 1926 in east Houston. The campus has seen numerous additions over the years.

Funds allocated from the 2007 bond program will be used to maintain a safe and suitable learning environment until a new facility is constructed as part of the 2012 bond program.

Scope of Work

New school preserving the architecturally significant building structure to accommodate 1,800 – 2,000 students.

Project Status

The Schematic Design Phase package has been approved and work on the Design Development Phase is nearing completion. The project schedule has been adjusted to facilitate an early start of demolition work and additional design work. Abatement is scheduled to begin the 3rd quarter of 2014.

Bond Schedule — Group 1

Planning and Design Start — Early/Mid 2013


Construction Start — Mid/Late 2014

2013				2014				2015				2016				2017			
Q1	Q2	Q3	Q4	Q1	Q2	Q3	Q4	Q1	Q2	Q3	Q4	Q1	Q2	Q3	Q4	Q1	Q2	Q3	Q4

NOTE: At the June 12, 2014 school board meeting, the Board of Education approved additional funding for special project(s) to be completed beyond the base scope of the 2007 bond program. These projects will be tracked separately.

Milby High School — continued

Information

Indicator	ID	Project/School/Facility	Budget
	C-011	Milby High School	\$68,810,000
	Planning and Design Start		Construction Start
	Early/Mid 2013		Mid/Late 2014
	Phase		% of Phase
	Design Development		90%
Project Team			
HISD Manager		Chris Koeper	
Architect		Kirksey	
Contractor		Tellepsen Builders, LP	
Program Manager		Heery International, Inc.	

Milestones Completed

Programming/Conceptual Design	✓
Schematic Design Phase	✓
Design Development	
Construction Documents	
Bid & Award	
Construction Start	
Construction Complete	



**KEY FACTS**

Budget
\$13,500,000

Trustee
Anna Eastman

Location
8001 Fulton

North Houston Early College High School

North Houston Early College High School is one of five early college campuses in HISD that offers students the chance to earn college credits while still in high school. The NHECHS mission is to prepare students for tomorrow's workforce — especially in the fields of science, technology, engineering, and mathematics.

Funding from the 2012 bond program for a new North Houston Early College High School facility will be added to funds identified in the 2007 bond program to build a new high school classroom building and related site improvements at the Houston Community College – Northline Campus.

Scope of Work

New school for 400 students.

Project Status

The Design Development Phase package has been approved. The A/E team is performing final work on the construction documents for Site Preparation and Foundation Construction Package No. 1. That package will be submitted to the City of Houston and issued for pricing in July 2014 for permit review. The Architect presented the Finish Color Selections to HISD Design Team.

Bond Schedule — Group 1

■ Planning and Design Start — Early/Mid 2013


■ Construction Start — Mid/Late 2014

2013				2014				2015				2016				2017			
Q1	Q2	Q3	Q4	Q1	Q2	Q3	Q4	Q1	Q2	Q3	Q4	Q1	Q2	Q3	Q4	Q1	Q2	Q3	Q4
■						■													

NOTE: At the June 12, 2014 school board meeting, the Board of Education approved additional funding for special project(s) to be completed beyond the base scope of the 2007 bond program. These projects will be tracked separately.

North Houston Early College High School — continued

Information

Indicator	ID	Project/School/Facility	Budget
	C-308	North Houston Early College High School	\$13,500,000
	Planning and Design Start		Construction Start
	Early/Mid 2013		Mid/Late 2014
	Phase		% of Phase
	Construction Documents		50%
Project Team			
HISD Manager		Travis Stanford	
Architect		RdLR Architects	
Contractor		Drymalla	
Program Manager		Kwame Building Group	

Milestones Completed

Programming/Conceptual Design	✓
Schematic Design Phase	✓
Design Development	✓
Construction Documents	
Bid & Award*	✓
Construction Start (<i>see project status</i>)*	✓
Construction Complete	

* Early construction package is underway. The design is continuing on remaining phases of work.



**KEY FACTS**

Budget
\$54,944,000

Trustee
Greg Meyers

Location
7504 Bissonnet St.

Sharpstown High School

Sharpstown High School is a Vanguard neighborhood school with a variety of special programs, including Business Management and Administration, Career Development, Finance, Health Science, and Information Technology.

Scope of Work

New school for 1,300 – 1,500 students.

Project Status

The Schematic Design package has been approved. The project has progressed into the Design Development Phase — currently 90% complete. Acquisition of the needed additional land is almost final and the architectural-engineering team is preparing documentation for demolition and clearing of that site. The Design Development Phase is scheduled to be completed in early July 2014.

Bond Schedule — Group 1


Planning and Design Start — Early/Mid 2013

Construction Start — Mid/Late 2014

2013				2014				2015				2016				2017			
Q1	Q2	Q3	Q4	Q1	Q2	Q3	Q4	Q1	Q2	Q3	Q4	Q1	Q2	Q3	Q4	Q1	Q2	Q3	Q4

Sharpstown High School — continued

Information

Indicator	ID	Project/School/Facility	Budget
	C-023	Sharpstown High School	\$54,944,000
	Planning and Design Start		Construction Start
	Early/Mid 2013		Mid/Late 2014
	Phase		% of Phase
	Design Development		90%
Project Team			
HISD Manager		Chris Koeper	
Architect		Kell-Munoz Co.	
Contractor		KBR Building Group, LLC	
Program Manager		URS - Skanska	

Milestones Completed

Programming/Conceptual Design	✓
Schematic Design Phase	✓
Design Development	
Construction Documents	
Bid & Award	
Construction Start	
Construction Complete	



**KEY FACTS**

Budget
\$13,500,000

Trustee
Paula Harris

Location
1990 Airport Blvd.

South Early College High School

HISD currently has five early college campuses that offer students the chance to earn college credits while still in high school.

Funding under the 2012 bond program for a new South Early College High School facility will be added to funds identified in the 2007 bond program to build a new high school classroom building and related site improvements for students at the Houston Community College – South Campus.

Scope of Work

New school for 400 students.

Project Status

100% Design Development is complete. 60% Construction Documents are completed and under review. The exterior elevation materials and configuration of the interior spaces have been agreed upon by the Project Advisory Team. Construction is on schedule to start in the 3rd Quarter of 2014.

Bond Schedule — Group 1

Planning and Design Start — Early/Mid 2013


Construction Start — Mid/Late 2014

2013				2014				2015				2016				2017			
Q1	Q2	Q3	Q4	Q1	Q2	Q3	Q4	Q1	Q2	Q3	Q4	Q1	Q2	Q3	Q4	Q1	Q2	Q3	Q4

NOTE: At the June 12, 2014 school board meeting, the Board of Education approved additional funding for special project(s) to be completed beyond the base scope of the 2007 bond program. These projects will be tracked separately.

South Early College High School — continued

Information

Indicator	ID	Project/School/Facility	Budget
	C-454	South Early College High School	\$13,500,000
	Planning and Design Start		Construction Start
	Early/Mid 2013		Mid/Late 2014
	Phase		% of Phase
	Construction Documents		60%
Project Team			
HISD Manager		Travis Stanford	
Architect		Smith & Co.	
Contractor		Drymalla	
Program Manager		Kwame Building Group	

Milestones Completed

Programming/Conceptual Design	✓
Schematic Design Phase	✓
Design Development	✓
Construction Documents	
Bid & Award*	✓
Construction Start*	✓
Construction Complete	

* Early construction package is underway. The design is continuing on remaining phases of work.



KEY FACTS

Budget
\$72,304,000

Trustee
Paula Harris

Location
11625 Martindale Rd.

Sterling High School

Sterling High School, constructed in 1965, consists of five main school buildings. The Vanguard neighborhood school offers specialized programs such as Marketing, Aviation Sciences, community-based vocational Instruction, and speech therapy.

Scope of Work

New school for 1,600 – 1,800 students.

Project Status

The Design Development Phase package has been completed and the 60% Construction Documents package is being reviewed. The architectural/engineering team is continuing work on completion of the working drawings and initial regulatory approvals with the City of Houston.

Bond Schedule — Group 1


- Planning and Design Start — Early/Mid 2013
- Construction Start — Mid/Late 2014

2013				2014				2015				2016				2017			
Q1	Q2	Q3	Q4	Q1	Q2	Q3	Q4	Q1	Q2	Q3	Q4	Q1	Q2	Q3	Q4	Q1	Q2	Q3	Q4

NOTE: At the June 12, 2014 school board meeting, the Board of Education approved additional funding for special project(s) to be completed beyond the base scope of the 2007 bond program. These projects will be tracked separately.

Sterling High School — continued

Information

Indicator	ID	Project/School/Facility	Budget
	C-014	Sterling High School	\$72,304,000
	Planning and Design Start		Construction Start
	Early/Mid 2013		Mid/Late 2014
	Phase		% of Phase
	Design Development		95%
Project Team			
HISD Manager		Chris Koeper	
Architect		SHW Group	
Contractor		Cadence McShane Construction, LLC	
Program Manager		Heery International, Inc.	

Milestones Completed

Programming/Conceptual Design	✓
Schematic Design Phase	✓
Design Development	
Construction Documents	
Bid & Award	
Construction Start	
Construction Complete	



**KEY FACTS**

Budget
\$30,115,000

Trustee
Anna Eastman

Location
1900 West 34th St.

Waltrip High School

Waltrip High School opened in 1959 in the Oak Forest neighborhood in north Houston. The school offers a Research & Technology Magnet Program. The goal is to prepare all students to be college or career ready.

The work completed within the 2007 bond program has been incorporated into the plans for the 2012 bond program.

Scope of Work

Partial replacement and general renovations to accommodate 1,800 – 2,000 students.

Project Status

Schematic Design for the 2012 component is complete and Design Development is underway. HVAC and electrical upgrades that are a part of the 2007 scope of work is underway.

Bond Schedule — Group 1

Planning and Design Start — Early/Mid 2013


Construction Start — Mid/Late 2014

2013				2014				2015				2016				2017			
Q1	Q2	Q3	Q4	Q1	Q2	Q3	Q4	Q1	Q2	Q3	Q4	Q1	Q2	Q3	Q4	Q1	Q2	Q3	Q4

NOTE: At the June 12, 2014 school board meeting, the Board of Education approved additional funding for special project(s) to be completed beyond the base scope of the 2007 bond program. These projects will be tracked separately.

Waltrip High School — continued

Information

Indicator	ID	Project/School/Facility	Budget
	C-015	Waltrip High School	\$30,115,000
	Planning and Design Start		Construction Start
	Early/Mid 2013		Mid/Late 2014
	Phase		% of Phase
	Design Development		25%
Project Team			
HISD Manager		Steve Hoyt	
Architect		Gensler	
Contractor		Satterfield & Pontikes	
Program Manager		Rice & Gardner Consultants, Inc.	

Milestones Completed

Programming/Conceptual Design	✓
Schematic Design Phase	✓
Design Development	
Construction Documents	
Bid & Award*	✓
Construction Start*	✓
Construction Complete	

* Early construction package is underway. The design is continuing on remaining phases of work.



**KEY FACTS**

Budget
\$51,732,000

Trustee
Rhonda Skillern-Jones

Location
119 E. 39th St.

Washington High School

Booker T. Washington High School was constructed in 1958 in the northwest part of Houston.

Booker T. Washington was named after the education pioneer and features a specialized program for students interested in the engineering professions.

Funds allocated from the 2007 bond program will be used to maintain a safe and suitable learning environment until the new facility is constructed as part of the 2012 bond program.

Scope of Work

New school for 1,100 – 1,300 students.

Project Status

The architectural/engineering team has completed the Design Development Phase package, and has been accepted by HISD. 60% Construction Documents package is underway.

Bond Schedule — Group 1


Planning and Design Start — Early/Mid 2013

Construction Start — Mid/Late 2014

2013				2014				2015				2016				2017			
Q1	Q2	Q3	Q4	Q1	Q2	Q3	Q4	Q1	Q2	Q3	Q4	Q1	Q2	Q3	Q4	Q1	Q2	Q3	Q4

Washington High School — continued

Information

Indicator	ID	Project/School/Facility	Budget
	C-016	Washington High School	\$51,732,000
	Planning and Design Start		Construction Start
	Early/Mid 2013		Mid/Late 2014
	Phase		% of Phase
	Construction Documents		45%
Project Team			
HISD Manager		Travis Stanford	
Architect		Fanning-Howey/House Partners	
Contractor		KBR Building Group, LLC	
Program Manager		Kwame Building Group	

Milestones Completed

Programming/Conceptual Design	✓
Schematic Design Phase	✓
Design Development	✓
Construction Documents	
Bid & Award	
Construction Start	
Construction Complete	



**KEY FACTS**

Budget
\$23,417,000

Trustee
Harvin Moore

Location
Old Farm Road between
Buffalo Bayou and
Westheimer

Mark White Elementary

Demographic projections and current student populations indicate a need for a new elementary school in the west Houston area.

Scope of Work

New school for 750 students.

Project Status

Design Development has begun. Architectural/engineering team has begun working with the City of Houston to obtain various regulatory approvals.

Bond Schedule — Group 1

Planning and Design Start — Early/Mid 2013


Construction Start — Mid/Late 2014

2013				2014				2015				2016				2017			
Q1	Q2	Q3	Q4	Q1	Q2	Q3	Q4	Q1	Q2	Q3	Q4	Q1	Q2	Q3	Q4	Q1	Q2	Q3	Q4

NOTE: At the June 12, 2014 school board meeting, the Board of Education approved additional funding for special project(s) to be completed beyond the base scope of the 2007 bond program. These projects will be tracked separately.

Mark White Elementary— continued

Information

Indicator	ID	Project/School/Facility	Budget
	TBD	Mark White Elementary	\$23,417,000
	Planning and Design Start		Construction Start
	Early/Mid 2013		Mid/Late 2014
	Phase		% of Phase
	Design Development		95%
Project Team			
HISD Manager		Steve Hoyt	
Architect		English & Associates	
Contractor		DivisionOne Construction	
Program Manager		Rice & Gardner Consultants, Inc.	

Milestones Completed

Programming/Conceptual Design	✓
Schematic Design Phase	✓
Design Development	
Construction Documents	
Bid & Award	
Construction Start	
Construction Complete	



KEY FACTS

Budget
\$30,180,000

Trustee
Wanda Adams

Location
9215 Scott

Worthing High School

Worthing High School provides a comprehensive academic curriculum, along with career and technology programs. The main building at Worthing High School was constructed in 1959.

A classroom wing was promised under the 2007 bond program and has been incorporated into the plans for the 2012 bond program.

Scope of Work

New facility that will incorporate the new two-story classroom wing for a campus accommodating 1,100 – 1,300 students.

Project Status

2007 Bond Construction has started and the projected finish date for this work is mid/late 2015. The second phase of work will start in late 2015 with the demolition of existing buildings.

Bond Schedule — Group 1

Planning and Design Start — Early/Mid 2013


Construction Start — Mid/Late 2014

2013				2014				2015				2016				2017			
Q1	Q2	Q3	Q4	Q1	Q2	Q3	Q4	Q1	Q2	Q3	Q4	Q1	Q2	Q3	Q4	Q1	Q2	Q3	Q4

NOTE: At the June 12, 2014 school board meeting, the Board of Education approved additional funding for special project(s) to be completed beyond the base scope of the 2007 bond program. These projects will be tracked separately.

Worthing High School — continued

Information

Indicator	ID	Project/School/Facility	Budget
	C-019	Worthing High School	\$30,180,000
	Planning and Design Start		Construction Start
	Early/Mid 2013		Mid/Late 2014
	Phase		% of Phase
	Schematic Design		100%
Project Team			
HISD Manager		Travis Stanford	
Architect		Molina Walker Architects	
Contractor		B3Ci	
Program Manager		Kwame Building Group	

Milestones Completed

Programming/Conceptual Design	✓
Schematic Design Phase	✓
Design Development	
Construction Documents	
Bid & Award*	✓
Construction Start*	✓
Construction Complete	

* Early construction package is underway. The design is continuing on remaining phases of work.





KEY FACTS

Budget
\$28,675,000

Trustee
Rhonda Skillern-Jones

Location
1701 Bringhurst

Young Men's College Preparatory Academy (YMCPA)

Students who attend Young Men's College Prep experience a small and inclusive environment enriched with a rigorous college preparatory curriculum, in partnership with The College Board. The Vanguard neighborhood school has a rich Science, Technology, Engineering and Math (STEM) program. The school emphasizes critical thinking, student confidence, and intellectual and social development.

The school, formerly E. O. Smith Education Center, was transformed into an all-male college preparatory academy in 2011. The school serves grades 6 – 7 and 9 – 10. Subsequent grades will be added until the school serves grades 6 – 12. The first graduating class will walk across the stage in 2015.

Scope of Work

New facility for a campus accommodating 900 – 1,000 students.

Project Status

Schematic design is under review by HISD.

Bond Schedule — Group 1

■ Planning and Design Start — Early/Mid 2013


■ Construction Start — Mid/Late 2014

2013				2014				2015				2016				2017			
Q1	Q2	Q3	Q4	Q1	Q2	Q3	Q4	Q1	Q2	Q3	Q4	Q1	Q2	Q3	Q4	Q1	Q2	Q3	Q4

NOTE: At the June 12, 2014 school board meeting, the Board of Education approved additional funding for special project(s) to be completed beyond the base scope of the 2007 bond program. These projects will be tracked separately.

Young Men's College Preparatory Academy — continued

Information

Indicator	ID	Project/School/Facility	Budget
	C-067	Young Men’s College Preparatory Academy	\$28,675,000
	Planning and Design Start		Construction Start
	Early/Mid 2013		Mid/Late 2014
	Phase		% of Phase
	Schematic Design		75%
Project Team			
HISD Manager		Steve Hoyt	
Architect		Harrison Kornberg with Corgan Associates	
Contractor		KBR Building Group, LLC	
Program Manager		Rice & Gardner Consultants, Inc.	

Milestones Completed

Programming/Conceptual Design	✓
Schematic Design Phase	
Design Development	
Construction Documents	
Bid & Award	
Construction Start	
Construction Complete	





Bond Schedule — Group 2

2012 Project Update Report



www.HoustonISD.org/Bond

**KEY FACTS**

Budget
\$106,724,000

Trustee
Michael L. Lunceford

Location
5100 Maple, Bellaire

Bellaire High School

Bellaire High School is a Vanguard neighborhood school that serves more than 3,450 students and includes a variety of special programs, including IB, Health Science, World Languages, and Finance. The campus consists of one main building, built in 1955 with a 1981 addition, four smaller buildings, and a new science classroom building. The campus also has several temporary buildings.

Scope of Work

New school for 2,800 – 3,100 students that will incorporate the recently completed science classroom and laboratory wing.

Project Status

All Project Advisory Team feedback is being compiled into a final working draft of the Educational Specifications. The Design Charrette was conducted on May 12th and 13th; Schematic Design is under way.

Bond Schedule — Group 2

Planning and Design Start — Early/Mid 2014


Construction Start — Mid/Late 2015

2013				2014				2015				2016				2017			
Q1	Q2	Q3	Q4	Q1	Q2	Q3	Q4	Q1	Q2	Q3	Q4	Q1	Q2	Q3	Q4	Q1	Q2	Q3	Q4

NOTE: At the June 12, 2014 school board meeting, the Board of Education approved additional funding for special project(s) to be completed beyond the base scope of the 2007 bond program. These projects will be tracked separately.

Bellaire High School — continued

Information

Indicator	ID	Project/School/Facility	Budget
	C-002	Bellaire High School	\$106,724,000
	Planning and Design Start		Construction Start
	Early/Mid 2014		Mid/Late 2015
	Phase		% of Phase
	Schematic Design		5%
Project Team			
HISD Manager		Chris Koeper	
Architect		PBK Architects	
Contractor		Turner Construction Company	
Program Manager		Heery International, Inc.	

Milestones Completed

Programming/Conceptual Design	✓
Schematic Design Phase	
Design Development	
Construction Documents	
Bid & Award	
Construction Start	
Construction Complete	



**KEY FACTS**

Budget
\$46,764,000

Trustee
Anna Eastman

Location
1101 Quitman

Davis High School

Jefferson Davis High School was built in 1926 in Houston's northside. The school features a media magnet for Culinary Arts and Hotel Management as part of an academic program that seeks to prepare students for college and careers.

An addition to the school was completed in 1978, and several temporary buildings have been added over the years.

Funds allocated from the 2007 bond program will be used to maintain a safe and suitable learning environment until a new facility is constructed as part of the 2012 bond program.

Scope of Work

New facility preserving the architecturally significant building structure for a school accommodating 1,500 – 1,700 students.

Project Status

All Project Advisory Team feedback is being compiled into a final working draft of the Educational Specifications. The Design Charrette was conducted on May 19th and 20th; Schematic Design is under way.

Bond Schedule — Group 2


Planning and Design Start — Early/Mid 2014

Construction Start — Mid/Late 2015

2013				2014				2015				2016				2017			
Q1	Q2	Q3	Q4	Q1	Q2	Q3	Q4	Q1	Q2	Q3	Q4	Q1	Q2	Q3	Q4	Q1	Q2	Q3	Q4

Davis High School — continued

Information

Indicator	ID	Project/School/Facility	Budget
	C-003	Davis High School	\$46,764,000
	Planning and Design Start		Construction Start
	Early/Mid 2014		Mid/Late 2015
	Phase		% of Phase
	Schematic Design		5%
Project Team			
HISD Manager		Chris Koeper	
Architect		Bay-IBI Group Architects	
Contractor		H.J. Russell & Company	
Program Manager		Heery International, Inc.	

Milestones Completed

Programming/Conceptual Design	✓
Schematic Design Phase	
Design Development	
Construction Documents	
Bid & Award	
Construction Start	
Construction Complete	



**KEY FACTS**

Budget
\$59,125,000

Trustee
Wanda Adams

Location
14000 Stancliff

Dowling Middle School

Dowling Middle School serves students in grades 6 through 8 in south Houston. The school offers a fine arts magnet program as part of an academic program to prepare students for high school.

The main building at Dowling Middle School was constructed in 1966, and over the years the campus has grown to include several small ancillary buildings and 17 temporary classroom buildings.

Funds allocated from the 2007 bond program will be used to maintain a safe and suitable learning environment until a new facility is constructed as part of the 2012 bond program.

Scope of Work

New school for 1,300 – 1,500 students.

Project Status

The design charrette was held and Schematic Design is progressing. Site and floor plan refinement continues. The first community meeting was held.

Bond Schedule — Group 2


Planning and Design Start — Early/Mid 2014

Construction Start — Mid/Late 2015

2013				2014				2015				2016				2017			
Q1	Q2	Q3	Q4	Q1	Q2	Q3	Q4	Q1	Q2	Q3	Q4	Q1	Q2	Q3	Q4	Q1	Q2	Q3	Q4

Dowling Middle School — continued

Information

Indicator	ID	Project/School/Facility	Budget
	C-075	Dowling Middle School	\$59,125,000
	Planning and Design Start		Construction Start
	Early/Mid 2014		Mid/Late 2015
	Phase		% of Phase
	Schematic Design		30%
Project Team			
HISD Manager		Steve Hoyt	
Architect		Harrison Kornberg	
Contractor		Turner Construction Company	
Program Manager		Rice & Gardner Consultants, Inc.	

Milestones Completed

Programming/Conceptual Design	✓
Schematic Design Phase	
Design Development	
Construction Documents	
Bid & Award	
Construction Start	
Construction Complete	



**KEY FACTS**

Budget
\$10,875,000

Trustee
Juliet K. Stipeche

Location
1315 Dumble St.

Eastwood Academy

Eastwood Academy is college preparatory charter high school southeast of downtown Houston. All of Eastwood Academy's students take a rigorous college-preparatory curriculum and complete 80 hours of community volunteer work prior to graduation.

Funding was provided in the 2007 bond program to build a new two-story classroom building that was in Phase I.

Scope of Work

New facility that will incorporate the new 2 story classroom wing for a campus accommodating 500 students.

Project Status

The design charette was held and Schematic Design is progressing. Site and floor plan refinement continues. The first community meeting was held.

Bond Schedule — Group 2

■ Planning and Design Start — Early/Mid 2014


■ Construction Start — Mid/Late 2015

2013				2014				2015				2016				2017			
Q1	Q2	Q3	Q4	Q1	Q2	Q3	Q4	Q1	Q2	Q3	Q4	Q1	Q2	Q3	Q4	Q1	Q2	Q3	Q4

NOTE: At the June 12, 2014 school board meeting, the Board of Education approved additional funding for special project(s) to be completed beyond the base scope of the 2007 bond program. These projects will be tracked separately.

Eastwood Academy — continued

Information

Indicator	ID	Project/School/Facility	Budget
	C-301	Eastwood Academy	\$10,875,000
	Planning and Design Start		Construction Start
	Early/Mid 2014		Mid/Late 2015
	Phase		% of Phase
	Schematic Design		20%
Project Team			
HISD Manager		Steve Hoyt	
Architect		Prozign	
Contractor		Comex Corporation	
Program Manager		Rice & Gardner Consultants, Inc.	

Milestones Completed

Programming/Conceptual Design	✓
Schematic Design Phase	
Design Development	
Construction Documents	
Bid & Award	
Construction Start	
Construction Complete	



**KEY FACTS**

Budget
\$39,998,131

Trustee
Juliet K. Stipeche

Location
Scott between Pease
and Coyle

High School for Law Enforcement & Criminal Justice (HSLECJ)

The mission of the High School for Law Enforcement & Criminal Justice is to provide students and staff with a safe facility where a strong academic education is given in conjunction with an in-depth study of Law Enforcement and Criminal Justice.

Funds allocated from the 2007 bond program will be used to maintain a safe and suitable learning environment until a new facility is constructed as part of the 2012 bond program.

Scope of Work

The school will be rebuilt and funded from surplus bond monies or from real estate sale proceeds.

Project Status

The design charrette was held earlier this quarter and work on the Schematic Design Phase documents is progressing. Refinement of the site plan and building floor plans continues. The second community meeting was held in early June.

Bond Schedule — Group 2


■ Planning and Design Start — Early/Mid 2014

■ Construction Start — Mid/Late 2015

2013				2014				2015				2016				2017			
Q1	Q2	Q3	Q4	Q1	Q2	Q3	Q4	Q1	Q2	Q3	Q4	Q1	Q2	Q3	Q4	Q1	Q2	Q3	Q4

High School for Law Enforcement and Criminal Justice — continued

Information

Indicator	ID	Project/School/Facility	Budget
	C-034	High School for Law Enforcement and Criminal Justice	\$39,998,131
	Planning and Design Start		Construction Start
	Early/Mid 2014		Mid/Late 2015
	Phase		% of Phase
	Schematic Design		60%
Project Team			
HISD Manager		Steve Hoyt	
Architect		Page DLR	
Contractor		B3Ci	
Program Manager		Rice & Gardner Consultants, Inc.	

Milestones Completed

Programming/Conceptual Design	✓
Schematic Design Phase	
Design Development	
Construction Documents	
Bid & Award	
Construction Start	
Construction Complete	



KEY FACTS

Budget
\$107,974,000

Trustee
Harvin C. Moore

Location
3325 Westheimer Rd.

Lamar High School

Lamar High School offers an International Baccalaureate World School and a magnet program in Business Administration. The campus consists of four main school buildings and several small ancillary buildings. The original main building was constructed in 1937, with additions in 1987.

Funds allocated from the 2007 bond program will be used to maintain a safe and suitable learning environment until a new facility is constructed as part of the 2012 bond program.

Scope of Work

New facility preserving the architecturally significant building structure for a campus accommodating 2,800 – 3,100 students.

Project Status

All Project Advisory Team feedback is being compiled into a final working draft of the Educational Specifications. The Design Charrette was conducted on May 12th and 13th; Schematic Design is under way.

Bond Schedule — Group 2


■ Planning and Design Start — Early/Mid 2014

■ Construction Start — Mid/Late 2015

2013				2014				2015				2016				2017			
Q1	Q2	Q3	Q4	Q1	Q2	Q3	Q4	Q1	Q2	Q3	Q4	Q1	Q2	Q3	Q4	Q1	Q2	Q3	Q4

Lamar High School — continued

Information

Indicator	ID	Project/School/Facility	Budget
	C-008	Lamar High School	\$107,974,000
	Planning and Design Start		Construction Start
	Early/Mid 2014		Mid/Late 2015
	Phase		% of Phase
	Schematic Design		5%
Project Team			
HISD Manager		Chris Koeper	
Architect		Perkins-Will	
Contractor		Gilbane Building Company	
Program Manager		Heery International, Inc.	

Milestones Completed

Programming/Conceptual Design	✓
Schematic Design Phase	
Design Development	
Construction Documents	
Bid & Award	
Construction Start	
Construction Complete	





KEY FACTS

Budget
\$29,485,000

Trustee
Wanda Adams

Location
10626 Atwell

Parker Elementary

Parker Elementary in southwest Houston is a music magnet school.

The original campus of Parker Elementary School was constructed in 1959. The campus also includes five temporary classroom buildings.

Funds allocated from the 2007 bond program will be used to maintain a safe and suitable learning environment until a new facility is constructed as part of the 2012 bond program.

Scope of Work

New school for 850 students.

Project Status

The Design Charrette for this project was held earlier 1st quarter. Work on the Schematic Design Phase is underway.

Bond Schedule — Group 2


■ Planning and Design Start — Early/Mid 2014

■ Construction Start — Mid/Late 2015

2013				2014				2015				2016				2017			
Q1	Q2	Q3	Q4	Q1	Q2	Q3	Q4	Q1	Q2	Q3	Q4	Q1	Q2	Q3	Q4	Q1	Q2	Q3	Q4

Parker Elementary — continued

Information

Indicator	ID	Project/School/Facility	Budget
	C-215	Parker Elementary	\$29,485,000
	Planning and Design Start		Construction Start
	Early/Mid 2014		Mid/Late 2015
	Phase		% of Phase
	Schematic Design		50%
Project Team			
HISD Manager		Chris Koeper	
Architect		Brave Architecture	
Contractor		Brae Burn Construction	
Program Manager		URS-Skanska	

Milestones Completed

Programming/Conceptual Design	✓
Schematic Design Phase	
Design Development	
Construction Documents	
Bid & Award	
Construction Start	
Construction Complete	



**KEY FACTS**

Budget
\$59,481,000

Trustee
Paula Harris

Location
3703 Sampson

Yates High School

Yates High School, located in Houston's third ward, provides a comprehensive college preparatory curriculum that features a magnet communications program.

The main building at Yates High School was constructed in 1958.

Funds allocated from the 2007 bond program were used to maintain a safe and suitable learning environment until a new facility is constructed as part of the 2012 bond program.

Scope of Work

New school for 1,300 – 1,500 students.

Project Status

The A/E Design team is working on developing two different building schemes that were selected by the PAT in the Design Charrette meetings held in May. The team will present the two building schemes at the PAT meeting to be held in July for review and to select one of the two building schemes for the Yates New School. The A/E is also working on the scope, budget and schedule verifications.

Bond Schedule — Group 2


Planning and Design Start — Early/Mid 2014

Construction Start — Mid/Late 2015

2013				2014				2015				2016				2017			
Q1	Q2	Q3	Q4	Q1	Q2	Q3	Q4	Q1	Q2	Q3	Q4	Q1	Q2	Q3	Q4	Q1	Q2	Q3	Q4

Yates High School — continued

Information

Indicator	ID	Project/School/Facility	Budget
	C-020	Yates High School	\$59,481,000
	Planning and Design Start		Construction Start
	Early/Mid 2014		Mid/Late 2015
	Phase		% of Phase
	Schematic Design		5%
Project Team			
HISD Manager		Travis Stanford	
Architect		Moody Nolan	
Contractor		Turner Construction	
Program Manager		Kwame Building Group	

Milestones Completed

Programming/Conceptual Design	✓
Schematic Design Phase	
Design Development	
Construction Documents	
Bid & Award	
Construction Start	
Construction Complete	





Bond Schedule — Group 3

2012 Project Update Report



www.HoustonISD.org/Bond

**KEY FACTS**

Budget
\$26,632,000

Trustee
Greg Meyers

Location
11200 Wood Lodge Drive

Askew Elementary

Askew Elementary School is a PK-5 school with a Vanguard magnet and a bilingual education program. The campus includes 22 classrooms in temporary buildings.

Scope of Work

New school for 850 students.

Project Status

Planning underway.

Bond Schedule — Group 3


Planning and Design Start — Early/Mid 2015

Construction Start — Mid/Late 2016

2013				2014				2015				2016				2017			
Q1	Q2	Q3	Q4	Q1	Q2	Q3	Q4	Q1	Q2	Q3	Q4	Q1	Q2	Q3	Q4	Q1	Q2	Q3	Q4

Askew Elementary — continued

Information

Indicator	ID	Project/School/Facility	Budget
	C-274	Askew Elementary	\$26,632,000
	Planning and Design Start		Construction Start
	Early/Mid 2015		Mid/Late 2016
	Phase		% of Phase
	Planning		3%
Project Team			
HISD Manager			
Architect			
Contractor			
Program Manager			

Milestones Completed

Programming/Conceptual Design	
Schematic Design Phase	
Design Development	
Construction Documents	
Bid & Award	
Construction Start	
Construction Complete	





KEY FACTS

Budget
\$36,693,000

Trustee
Rhonda Skillern-Jones

Location
5800 Eastex Freeway

Jordan High School

Barbara Jordan High School for Careers features HISD's only career magnet school. Located in northeast Houston, the school provides real-world experiences in a variety of professions, from advertising and graphic design to automotive repair.

The goal of the program is to graduate students who are college and career ready.

Scope of Work

New school for 600 – 800 students.

Project Status

Planning underway.

Bond Schedule — Group 3


■ Planning and Design Start — Early/Mid 2015

■ Construction Start — Mid/Late 2016

2013				2014				2015				2016				2017			
Q1	Q2	Q3	Q4	Q1	Q2	Q3	Q4	Q1	Q2	Q3	Q4	Q1	Q2	Q3	Q4	Q1	Q2	Q3	Q4

Jordan High School for Careers — continued

Information

Indicator	ID	Project/School/Facility	Budget
	C-033	Jordan High School for Careers	\$36,693,000
	Planning and Design Start		Construction Start
	Early/Mid 2015		Mid/Late 2016
	Phase		% of Phase
	Planning		3%
Project Team			
HISD Manager			
Architect			
Contractor			
Program Manager			

Milestones Completed

Programming/Conceptual Design	
Schematic Design Phase	
Design Development	
Construction Documents	
Bid & Award	
Construction Start	
Construction Complete	



**KEY FACTS**

Budget
\$101,428,000

Trustee
Anna Eastman

Location
9400 Irvington

Sam Houston High School

Sam Houston High School was built in 1934 in north Houston and is one of HISD's largest comprehensive high schools.

Over the years, the school has undergone several renovations, most recently the addition of a new science and laboratory building to support the school's mission to prepare students for college and careers.

Scope of Work

New school that incorporates the new science classroom and laboratory wing for 2,550 – 2,750 students.

Project Status

Planning underway.

Bond Schedule — Group 3


■ Planning and Design Start — Early/Mid 2015

■ Construction Start — Mid/Late 2016

2013				2014				2015				2016				2017			
Q1	Q2	Q3	Q4	Q1	Q2	Q3	Q4	Q1	Q2	Q3	Q4	Q1	Q2	Q3	Q4	Q1	Q2	Q3	Q4

Sam Houston High School — continued

Information

Indicator	ID	Project/School/Facility	Budget
	C-310	Sam Houston High School	\$101,428,000
	Planning and Design Start		Construction Start
	Early/Mid 2015		Mid/Late 2016
	Phase		% of Phase
	Planning		3%
Project Team			
HISD Manager			
Architect			
Contractor			
Program Manager			

Milestones Completed

Programming/Conceptual Design	
Schematic Design Phase	
Design Development	
Construction Documents	
Bid & Award	
Construction Start	
Construction Complete	



**KEY FACTS**

Budget
\$27,159,000

Trustee
Paula Harris

Location
1906 Cleburne

Young Women's College Preparatory Academy (YWCPA)

YWCPA opened in the falls of 2011 in midtown Houston to allow young women to experience a small and inclusive environment enriched with a rigorous college preparatory curriculum.

The school is planning on becoming a 6 – 12 school and currently enrolls students in grades 6, 7, 9, and 10.

Scope of Work

Partial replacement and general renovations for a campus accommodating 900 – 1,000 students.

Project Status

Planning underway.

Bond Schedule — Group 3


■ Planning and Design Start — Early/Mid 2015

■ Construction Start — Mid/Late 2016

2013				2014				2015				2016				2017			
Q1	Q2	Q3	Q4	Q1	Q2	Q3	Q4	Q1	Q2	Q3	Q4	Q1	Q2	Q3	Q4	Q1	Q2	Q3	Q4

Young Women's College Preparatory Academy — continued

Information

Indicator	ID	Project/School/Facility	Budget
	C-029	Young Women’s College Preparatory Academy	\$27,159,000
	Planning and Design Start		Construction Start
	Early/Mid 2015		Mid/Late 2016
	Phase		% of Phase
	Planning		3%
Project Team			
HISD Manager			
Architect			
Contractor			
Program Manager			

Milestones Completed

Programming/Conceptual Design	
Schematic Design Phase	
Design Development	
Construction Documents	
Bid & Award	
Construction Start	
Construction Complete	





Bond Schedule — Group 4

2012 Project Update Report



www.HoustonISD.org/Bond

**KEY FACTS**

Budget
\$68,429,000

Trustee
Juliet K. Stipeche

Location
1700 Dumble St.

Austin High School

Stephen F. Austin High School is located in Houston's East End. The campus features a magnet program in the teaching professions and offers all students a curriculum to prepare for college and career.

The school's main building was built in 1937.

Funds allocated from the 2007 bond program will be used to maintain a safe and suitable learning environment until a new facility is constructed as part of the 2012 bond program.

Scope of Work

New facility preserving the architecturally significant building structure for a campus accommodating 1,800 – 2,000 students.

Project Status

Planning underway.

Bond Schedule — Group 4


■ Planning and Design Start — Early/Mid 2016

■ Construction Start — Mid/Late 2017

2013				2014				2015				2016				2017			
Q1	Q2	Q3	Q4	Q1	Q2	Q3	Q4	Q1	Q2	Q3	Q4	Q1	Q2	Q3	Q4	Q1	Q2	Q3	Q4

Austin High School — continued

Information

Indicator	ID	Project/School/Facility	Budget
	C-001	Austin High School	\$68,429,000
	Planning and Design Start		Construction Start
	Late 2015/Early 2016		Mid 2017
	Phase		% of Phase
	Planning		3%
Project Team			
HISD Manager			
Architect			
Contractor			
Program Manager			

Milestones Completed

Programming/Conceptual Design	
Schematic Design Phase	
Design Development	
Construction Documents	
Bid & Award	
Construction Start	
Construction Complete	



**KEY FACTS**

Budget
\$26,678,000

Trustee
Anna Eastman

Location
901 Sue Barnett Drive

Garden Oaks Montessori K-8

Garden Oaks Elementary school is located in Houston's Garden Oaks neighborhoods, north of 610.

The school features a Montessori magnet with environmental sciences with the goal of empowering students with 21st century learning tools. The original school was built in 1979 with an addition built in 1981. The school was last renovated in 2005.

Currently, the campus relies on eight temporary buildings, as well as a temporary restroom.

Scope of Work

New addition and general renovations of the existing facilities to accommodate 750 – 900 students.

Project Status

Planning underway.

Bond Schedule — Group 4


Planning and Design Start — Early/Mid 2016

Construction Start — Mid/Late 2017

2013				2014				2015				2016				2017			
Q1	Q2	Q3	Q4	Q1	Q2	Q3	Q4	Q1	Q2	Q3	Q4	Q1	Q2	Q3	Q4	Q1	Q2	Q3	Q4

Garden Oaks Elementary — continued

Information

Indicator	ID	Project/School/Facility	Budget
	C-157	Garden Oaks Montessori K-8	\$26,678,000
	Planning and Design Start		Construction Start
	Late 2015/Early 2016		Mid 2017
	Phase		% of Phase
	Planning		3%
Project Team			
HISD Manager			
Architect			
Contractor			
Program Manager			

Milestones Completed

Programming/Conceptual Design	
Schematic Design Phase	
Design Development	
Construction Documents	
Bid & Award	
Construction Start	
Construction Complete	



**KEY FACTS**

Budget
\$1,125,000

Trustee
Paula Harris

Location
7414 St. Lo Rd.

Jones High School

Jones High School was constructed in 1956 in southeast Houston.

Scope of Work

Renovations to existing school facilities.

Project Status

Planning underway.

Bond Schedule — Group 4


Planning and Design Start — Early/Mid 2016

Construction Start — Mid/Late 2017

2013				2014				2015				2016				2017			
Q1	Q2	Q3	Q4	Q1	Q2	Q3	Q4	Q1	Q2	Q3	Q4	Q1	Q2	Q3	Q4	Q1	Q2	Q3	Q4

Jones High School — continued

Information

Indicator	ID	Project/School/Facility	Budget
	C-006	Jones High School	\$1,125,000
	Planning and Design Start		Construction Start
	Late 2015/Early 2016		Mid 2017
	Phase		% of Phase
	Planning		3%
Project Team			
HISD Manager			
Architect			
Contractor			
Program Manager			

Milestones Completed

Programming/Conceptual Design	
Schematic Design Phase	
Design Development	
Construction Documents	
Bid & Award	
Construction Start	
Construction Complete	



**KEY FACTS**

Budget
\$17,000,000

Trustee
Rhonda Skillern-Jones

Location
6900 Wileyvale Rd.

Kashmere High School

Kashmere High School is located on Houston's northeast side and features music and fine arts magnet as well as a curriculum to prepare students for college and careers.

The school was constructed in 1969 and was last renovated in 2000.

Scope of Work

Renovations to existing school facilities and site improvements.

Project Status

Planning underway.

Bond Schedule — Group 4


■ Planning and Design Start — Early/Mid 2016

■ Construction Start — Mid/Late 2017

2013				2014				2015				2016				2017			
Q1	Q2	Q3	Q4	Q1	Q2	Q3	Q4	Q1	Q2	Q3	Q4	Q1	Q2	Q3	Q4	Q1	Q2	Q3	Q4

Kashmere High School — continued

Information

Indicator	ID	Project/School/Facility	Budget
	C-007	Kashmere High School	\$17,000,000
	Planning and Design Start		Construction Start
	Late 2015/Early 2016		Mid 2017
	Phase		% of Phase
	Planning		3%
Project Team			
HISD Manager			
Architect			
Contractor			
Program Manager			

Milestones Completed

Programming/Conceptual Design	
Schematic Design Phase	
Design Development	
Construction Documents	
Bid & Award	
Construction Start	
Construction Complete	



**KEY FACTS**

Budget
\$82,736,000

Trustee
Wanda Adams

Location
13719 White Heather Dr.

Madison High School

The mission of James Madison High School for Meteorology and Space Science is to equip students to meet the challenge of the 21st century by providing a “hands-on” commitment-oriented curriculum that promotes skill development for gainful employment and academic excellence for college preparation.

The school, located in southwest Houston, is a campus that consists of five school buildings and 21 temporary buildings.

Scope of Work

New school for 1,900 – 2,100 students that will incorporate recent science and classroom building renovations.

Project Status

Planning underway.

Bond Schedule — Group 4


■ Planning and Design Start — Early/Mid 2016

■ Construction Start — Mid/Late 2017

2013				2014				2015				2016				2017			
Q1	Q2	Q3	Q4	Q1	Q2	Q3	Q4	Q1	Q2	Q3	Q4	Q1	Q2	Q3	Q4	Q1	Q2	Q3	Q4

Madison High School — continued

Information

Indicator	ID	Project/School/Facility	Budget
	C-010	Madison High School	\$82,736,000
	Planning and Design Start		Construction Start
	Late 2015/Early 2016		Mid 2017
	Phase		% of Phase
	Planning		3%
Project Team			
HISD Manager			
Architect			
Contractor			
Program Manager			

Milestones Completed

Programming/Conceptual Design	
Schematic Design Phase	
Design Development	
Construction Documents	
Bid & Award	
Construction Start	
Construction Complete	



**KEY FACTS**

Budget
\$7,989,000

Trustee
Harvin C. Moore

Location
6302 Skyline Dr.

Pilgrim Academy

Pilgrim Academy was built in 2007 as a new elementary school in the Galleria area that has since expanded with a middle school program.

The school is currently using temporary classrooms for its middle school students.

Scope of Work

New addition for a campus accommodating 750 – 900 students.

Project Status

Planning underway.

Bond Schedule — Group 4


Planning and Design Start — Early/Mid 2016

Construction Start — Mid/Late 2017

2013				2014				2015				2016				2017			
Q1	Q2	Q3	Q4	Q1	Q2	Q3	Q4	Q1	Q2	Q3	Q4	Q1	Q2	Q3	Q4	Q1	Q2	Q3	Q4

Pilgrim Academy — continued

Information

Indicator	ID	Project/School/Facility	Budget
	C-218	Pilgrim Academy	\$7,989,000
	Planning and Design Start		Construction Start
	Late 2015/Early 2016		Mid 2017
	Phase		% of Phase
	Planning		3%
Project Team			
HISD Manager			
Architect			
Contractor			
Program Manager			

Milestones Completed

Programming/Conceptual Design	
Schematic Design Phase	
Design Development	
Construction Documents	
Bid & Award	
Construction Start	
Construction Complete	





KEY FACTS

Budget
\$12,566,000

Trustee
Anna Eastman

Location
4141 Costa Rica Rd.

Scarborough High School

Scarborough High School is part of HISD's Houston Innovative Learning Zone program, a partnership between the district and Houston Community College to provide industry certification and associate's degrees in specialized fields. Scarborough's program is in Network Computer Systems Administration.

The original buildings at the school were constructed in 1966. Funds were provided in the 2007 bond program for certain renovations.

Scope of Work

Renovations to existing school facilities and site improvements.

Project Status

Planning underway.

Bond Schedule — Group 4


■ Planning and Design Start — Early/Mid 2016

■ Construction Start — Mid/Late 2017

2013				2014				2015				2016				2017			
Q1	Q2	Q3	Q4	Q1	Q2	Q3	Q4	Q1	Q2	Q3	Q4	Q1	Q2	Q3	Q4	Q1	Q2	Q3	Q4

Scarborough High School — continued

Information

Indicator	ID	Project/School/Facility	Budget
	C-024	Scarborough High School	\$12,566,000
	Planning and Design Start		Construction Start
	Late 2015/Early 2016		Mid 2017
	Phase		% of Phase
	Planning		3%
Project Team			
HISD Manager			
Architect			
Contractor			
Program Manager			

Milestones Completed

Programming/Conceptual Design	
Schematic Design Phase	
Design Development	
Construction Documents	
Bid & Award	
Construction Start	
Construction Complete	



**KEY FACTS**

Budget
\$6,125,000

Trustee
Greg Meyers

Location
8330 Triola Lane

Sharpstown International High School

HISD, in partnership with Asia Society International Studies Schools Network, developed a new high school in August 2007 called the International High School at Sharpstown.

In 2011 – 2012 school year, International High School and Sharpstown Middle School were consolidated to be the first 6 – 12 grade levels magnet program in HISD, with an international studies focus called Sharpstown International School.

Scope of Work

Renovations to existing school facilities and site improvements.

Project Status

Planning underway.

Bond Schedule — Group 4


■ Planning and Design Start — Early/Mid 2016

■ Construction Start — Mid/Late 2017

2013				2014				2015				2016				2017			
Q1	Q2	Q3	Q4	Q1	Q2	Q3	Q4	Q1	Q2	Q3	Q4	Q1	Q2	Q3	Q4	Q1	Q2	Q3	Q4

Sharpstown International High School — continued

Information

Indicator	ID	Project/School/Facility	Budget
	C-081	Sharpstown International High School	\$6,125,000
	Planning and Design Start		Construction Start
	Late 2015/Early 2016		Mid 2017
	Phase		% of Phase
	Planning		3%
Project Team			
HISD Manager			
Architect			
Contractor			
Program Manager			

Milestones Completed

Programming/Conceptual Design	
Schematic Design Phase	
Design Development	
Construction Documents	
Bid & Award	
Construction Start	
Construction Complete	



**KEY FACTS**

Budget
\$40,006,000

Trustee
Wanda Adams

Location
11911 Chimney Rock Rd.

Westbury High School

Westbury High School consists of five main school buildings. The original campus was constructed in 1961 and additions to the main school building were constructed in 1983, 1995, and 2004. Westbury is a Vanguard neighborhood school with special programs in Business Management and Administration, Health Science, A/V Technology, and Communications.

Scope of Work

Partial replacement and general renovations to accommodate 2,300 – 2,500 students.

Project Status

Planning underway.

Bond Schedule — Group 4


Planning and Design Start — Early/Mid 2016

Construction Start — Mid/Late 2017

2013				2014				2015				2016				2017			
Q1	Q2	Q3	Q4	Q1	Q2	Q3	Q4	Q1	Q2	Q3	Q4	Q1	Q2	Q3	Q4	Q1	Q2	Q3	Q4

Westbury High School — continued

Information

Indicator	ID	Project/School/Facility	Budget
	C-017	Westbury High School	\$40,006,000
	Planning and Design Start		Construction Start
	Late 2015/Early 2016		Mid 2017
	Phase		% of Phase
	Planning		3%
Project Team			
HISD Manager			
Architect			
Contractor			
Program Manager			

Milestones Completed

Programming/Conceptual Design	
Schematic Design Phase	
Design Development	
Construction Documents	
Bid & Award	
Construction Start	
Construction Complete	



**KEY FACTS**

Budget
\$35,603,000

Trustee
Juliet K. Stipeche

Location
900 West Gray St.

Wharton Dual Language Academy

Wharton Dual Language Academy, in the Montrose area, offers a developmental bilingual program. Wharton was built as a small elementary school in 1929. It currently has seven temporary classroom buildings.

Funds allocated from the 2007 bond program will be used to maintain a safe and suitable learning environment until a new addition and general renovations are completed within the 2012 bond program.

Scope of Work

New addition and general renovations of the existing facilities to accommodate 750 – 900 students.

Project Status

Planning underway.

Bond Schedule — Group 4


■ Planning and Design Start — Early/Mid 2016

■ Construction Start — Mid/Late 2017

2013				2014				2015				2016				2017			
Q1	Q2	Q3	Q4	Q1	Q2	Q3	Q4	Q1	Q2	Q3	Q4	Q1	Q2	Q3	Q4	Q1	Q2	Q3	Q4

Wharton Dual Language Academy — continued

Information

Indicator	ID	Project/School/Facility	Budget
	C-256	Wharton Dual Language Academy	\$35,603,000
	Planning and Design Start		Construction Start
	Late 2015/Early 2016		Mid 2017
	Phase		% of Phase
	Planning		3%
Project Team			
HISD Manager			
Architect			
Contractor			
Program Manager			

Milestones Completed

Programming/Conceptual Design	
Schematic Design Phase	
Design Development	
Construction Documents	
Bid & Award	
Construction Start	
Construction Complete	



**KEY FACTS**

Budget
\$18,914,000

Trustee
Paula Harris

Location
2100 Yupon

Wilson Montessori School

Wilson Montessori School K-8, located in the Montrose area, was constructed as a small elementary school in 1924 and was renovated in 2004. In February of 2005, HISD and Friends of Montessori (FOM) entered into an agreement to create HISD's first All-Montessori school. The campus has six temporary classroom buildings.

Scope of Work

New addition and general renovations to accommodate 750 – 900 students.

Project Status

Planning underway.

Bond Schedule — Group 4


Planning and Design Start — Early/Mid 2016

Construction Start — Mid/Late 2017

2013				2014				2015				2016				2017			
Q1	Q2	Q3	Q4	Q1	Q2	Q3	Q4	Q1	Q2	Q3	Q4	Q1	Q2	Q3	Q4	Q1	Q2	Q3	Q4

Wilson Montessori School — continued

Information

Indicator	ID	Project/School/Facility	Budget
	C-259	Wilson Montessori School	\$18,914,000
	Planning and Design Start		Construction Start
	Late 2015/Early 2016		Mid 2017
	Phase		% of Phase
	Planning		3%
Project Team			
HISD Manager			
Architect			
Contractor			
Program Manager			

Milestones Completed

Programming/Conceptual Design	
Schematic Design Phase	
Design Development	
Construction Documents	
Bid & Award	
Construction Start	
Construction Complete	





Districtwide Projects

2012 Project Update Report



www.HoustonISD.org/Bond

DISTRICTWIDE PROJECTS

2012 Project Update Report

Technology upgrades at all HISD schools: \$100 million

Bond funds will allow the implementation of a robust, reliable infrastructure and appropriate technology tools that will support the expertise and knowledge of our teachers, administrators and staff to enable them to stay current with technology and applications used in academic and business environments.

Technology needs identified in the bond proposal were prioritized to meet the requirements of an increasingly Internet-driven method of delivering instructional content. Critical projects include:

- **Network Equipment Upgrades or Replacements** to improve the reliability and availability of the network, so students can take advantage of the educational resources delivered through high-speed Internet. Much of the district's network equipment is more than seven years old, is obsolete, and the probability of failure is high.
- **Wireless Network Expansion** will allow the school community to access the Internet and create a more flexible teaching and learning environment for our students.
- **Telephony System** is more than 10 years old, no longer upgradeable and has a high failure rate. A modern and reliable phone system is essential for safety across the district.
- **Instructional Delivery Devices**, such as projectors, interactive displays, and instructional devices, will be integrated into classrooms to promote active student engagement. This will provide teachers with a common ground to share and collaborate through a standard, interactive learning environment.

Project Status

All Phase 1 schools are scheduled for wireless expansion and network improvements with Challenge HS, Westside HS, Pin Oak MS, Shadowbriar MS and Westbriar MS nearing completion. Inventory teams have completed the assessment of the instructional collaboration capabilities at the high and middle campus levels and will continue with elementary sites through fall 2014. The districtwide telephony system replacement is in the design and planning phase and 35 sites with existing voice over IP systems have been upgraded to the latest platform.

District athletic facility improvements: \$44.7 million

Replacement of regional field house(s) and athletic facility improvements.

Project Status

Barnett Fieldhouse

Schematic Design Phase submittal is being reviewed. Work on Design Development Phase documents is in progress. The project team is meeting and working closely with the Department of Athletics to coordinate the construction schedule with district events and activities scheduled at this facility.

Districtwide Projects — continued

Butler Fieldhouse

Schematic Design Phase submittal is being reviewed. Work on the Design Development Phase documents is in progress. The project team is meeting and working closely with the Department of Athletics to coordinate the construction schedule with district events and activities scheduled at this facility.

Delmar Fieldhouse

Schematic Design is complete. The Design Development phase is complete. Construction Documents phase is in progress. Demolition of the fieldhouse is complete. Earthwork and building pad activities are in progress.

Middle school restroom renovations: \$35 million

Renovations of the restrooms in middle schools across HISD.

Project Status

Design has commenced on Phase 1 projects consisting of 15 facilities and Phase 2 consisting of seven facilities. Phase 1 60% Construction Documents Phase is ongoing and Phase 2 Scope-to-Budget, Schematic Design, and Design Development are currently in process.

Safety and security improvements: \$17.3 million

Improvements include fencing, security cameras and access control.

Project Status

A safety and security assessment of all District facilities has been completed. CFS is working with the Threat Assessment Team to review the comprehensive list of possible enhancements and prioritize districtwide safety and security items. Improvement/upgrade work has begun on various Priority 1 items throughout the district. Design and documentation of the work required for the other prioritized items will begin in the third quarter of 2014.

Land acquisition: \$55.8 million

Funds to supplement significant site/parking constraints.

Project Status

On Nov. 14, the Board of Education authorized the sale of the campus housing the district's High School for Law Enforcement & Criminal Justice. Trustees voted unanimously to accept a \$60 million bid made by St. Thomas High School. During the 2012 school bond campaign, HISD promised to build a new High School for Law Enforcement & Criminal Justice using land sale proceeds and/or any surplus bond dollars. The location of the new school has yet to be determined.

**KEY FACTS**

Budget
\$4,804,255

Location
6800 Fairway Drive

Barnett Stadium

Barnett Stadium is a multipurpose facility including an 8,000-seat football stadium, baseball fields and a fieldhouse.


Scope of Work*

Regional field house(s) and athletic facility improvements.

Project Status

Schematic Design Phase submittal is being reviewed. Work on the Design Development Phase documents is in progress. The project team is meeting and working closely with the Department of Athletics to coordinate the construction schedule with District events and activities scheduled at this facility.

Information

Indicator	ID	Project/School/Facility		Budget
	C-661	Barnett Stadium		\$4,804,255
	Target Construction Start		Target Construction Completion	
	4th Qtr. 2014		3rd Qtr. 2016	
	Phase		% of Phase	
	Schematic Design		95%	
Project Team				
Manager		Travis Stanford		
Architect		PBK Architects		
Contractor		DivisionOne Construction		
CMPA		Jacobs Project Management Co.		

NOTE: The funding and scope of work to be completed as a part of the 2007 bond program has been incorporated into the plans for the 2012 bond program.

*Every project undergoes a scope-to-budget process to validate the final scope of work.

**KEY FACTS**

Budget
\$4,591,811

Location
13755 South Main Street

Butler Stadium

Butler Stadium is a multipurpose facility including an 8,000-seat football stadium, baseball fields and a fieldhouse.

Scope of Work*


Regional field house(s) and athletic facility improvements.

Project Status

Schematic Design Phase submittal is being reviewed. Work on the Design Development Phase documents is in progress. The project team is meeting and working closely with the Department of Athletics to coordinate the construction schedule with District events and activities scheduled at this facility.

NOTE: The funding and scope of work to be completed as a part of the 2007 bond program has been incorporated into the plans for the 2012 bond program.

Information

Indicator	ID	Project/School/Facility		Budget
	C-662	Butler Stadium		\$4,591,811
	Target Construction Start		Target Construction Completion	
	4th Qtr. 2014		3rd Qtr. 2016	
	Phase		% of Phase	
	Schematic Design		95%	
Project Team				
Manager		Travis Stanford		
Architect		PBK Architects		
Contractor		DivisionOne Construction		
CMPA		Jacobs Project Management Co.		

*Every project undergoes a scope-to-budget process to validate the final scope of work.



KEY FACTS

Budget
\$35,278,934

Location
2020 Mangum Road

Delmar Stadium

Delmar Stadium is a multipurpose facility including a 12,000-seat football stadium, baseball fields, and a fieldhouse.

Scope of Work*


Replacement of Regional field house(s) and athletic facility improvements.

Project Status

Schematic Design is complete. Design Development phase is complete. Construction Documents phase is in progress. Demolition of the field house is complete. Earthwork and building pad activities are in progress.

NOTE: The funding and scope of work to be completed as a part of the 2007 bond program has been incorporated into the plans for the 2012 bond program.

Information

Indicator	ID	Project/School/Facility	Budget
	C-663	Delmar Stadium	\$35,278,934
	Target Construction Start		Target Construction Completion
	4th Qtr. 2013		3rd Qtr. 2015
	Phase		% of Phase
	Construction Documents		65%
Project Team			
Manager		Travis Stanford	
Architect		PBK Architects	
Contractor		DivisionOne Construction	
CMPA		Jacobs Project Management Co.	
Notes			
Early construction package is underway. The design is continuing on remaining phases of work.			

*Every project undergoes a scope-to-budget process to validate the final scope of work.



www.HoustonISD.org/Bond



2007 Project Update Report



www.HoustonISD.org/Bond

Traffic Light Summary



Green light indicates the project is on schedule, on budget, and there are no pending issues of concern.

Yellow light indicates a project may have budget or schedule concerns, and there are issues that bear monitoring.

Red light indicates a project has significant budget and/or schedule concerns, and there are issues to be addressed.

Yellow Light Summary Report

None

Red Light Summary Report

None

*Every project undergoes a scope-to-budget process to validate the final scope of work.



www.HoustonISD.org/Bond

**KEY FACTS**

Budget
\$6,759,807

Project Type
Renovations

Trustee
Paula M. Harris

District
District IV

Location
2610 Elgin

Baylor College of Medicine at Ryan

Baylor College of Medicine at Ryan is located in Houston's third ward.


Scope of Work*

Renovations including safety/security systems improvements, mechanical/electrical/plumbing systems improvements, restrooms upgrade, bus drive creation, renovation of science labs, and new administration area.

Project Status

Phase 2 and phase 3 have started. The project team is coordinating with Centerpoint to relocate a gas line that is located under the new bus loop. The design team is finalizing modifications to the construction drawings in order to obtain the interior construction permit from City of Houston.

Information

Indicator	ID	Project/School/Facility		Budget
	C-066	Baylor College of Medicine at Ryan		\$6,759,807
	Target Construction Start		Target Construction Completion	
	2nd Qtr. 2013		4th Qtr. 2014	
	Phase		% of Phase	
	Construction		10%	
Project Team				
Manager		Chris Koeper		
Architect		Harrison Kornberg Architects		
Contractor		DivisionOne Construction		
CMPA		N/A		

*Every project undergoes a scope-to-budget process to validate the final scope of work.

**KEY FACTS**

Budget
\$2,956,760

Project Type
Renovations

Trustee
Anna Eastman

District
District I

Location
607 Northwood

Browning Elementary

Browning Elementary enrolls students in north-central Houston on the eastern edge of the Heights Community. The school is committed to leading students to the path of college and career readiness by excelling through the arts.


Scope of Work*

Renovations including safety/security systems improvements, mechanical/electrical/plumbing systems improvements, electrical improvements, suspended ceiling, exterior wall finishes, PA system, door hardware, restrooms upgrade, paving improvements, and ADA code compliance.

Project Status

The project is substantially complete and closeout documents are being reviewed. Punch list work is ongoing. Completion of the main electrical service upgrades is scheduled for July.

Information

Indicator	ID	Project/School/Facility	Budget
	C-120	Browning Elementary	\$2,956,760
	Target Construction Start		Target Construction Completion
	4th Qtr. 2013		2nd Qtr. 2014
	Phase		% of Phase
	Closeout		40%
Project Team			
Manager		Meredith Smith	
Architect		Ambrose McEnany & House Architects	
Contractor		ICI Construction	
CMPA		AECOM Design	
Notes			
The original general contractor was RHJ-JOC Inc., which defaulted on their contract in December 2012. HISD has since negotiated with the surety company and contracted with a completion contractor to restart and complete the construction scope, as noted in the information section above.			

*Every project undergoes a scope-to-budget process to validate the final scope of work.

**KEY FACTS**

Budget
\$4,538,996

Project Type
Renovations

Trustee
Anna Eastman

District
District I

Location
216 Tidwell

Burbank Elementary

Burbank Elementary is a fine arts and physical development magnet school in the northside area of Houston. It offers programs in the following areas: music, visual art, gymnastics, violin, percussion, dance/drill and team sports.


Scope of Work*

Renovations including safety/security systems improvements, mechanical/electrical/plumbing systems improvements, and ADA code compliance.

Project Status

Closeout documents are being reviewed.

Information

Indicator	ID	Project/School/Facility	Budget
	C-122	Burbank Elementary	\$4,538,996
	Target Construction Start		Target Construction Completion
	2nd Qtr. 2013		2nd Qtr. 2014
	Phase		% of Phase
	Closeout		65%
Project Team			
Manager		Meredith Smith	
Architect		Natex Corporation	
Contractor		Prime Contractors	
CMPA		AECOM Design	
Notes			
A separate roof project is anticipated to be presented for approval to the school board in April 2014, with construction scheduled to occur through the third quarter 2014.			

NOTE: At the June 12, 2014 school board meeting, the Board of Education approved additional funding for special project(s) to be completed beyond the base scope of the 2007 bond program. These projects will be tracked separately.

*Every project undergoes a scope-to-budget process to validate the final scope of work.



KEY FACTS

Budget
\$1,107,091

Project Type
Renovations

Trustee
Juliet K. Stipeche

District
District VIII

Location
1575 Chantilly

Cage Elementary

Cage Elementary is located on Houston's eastside, where its goal is to educate students for success in a changing world.


Scope of Work*

Renovations including safety/security systems improvements, mechanical/electrical/plumbing systems improvements, and ADA code compliance.

Project Status

Demolition in the restrooms is complete. Drywall and masonry walls are underway. Exterior light fixtures have been ordered. Front walk demolition for replacement is starting.

Information

Indicator	ID	Project/School/Facility		Budget
	C-287	Cage Elementary		\$1,107,091
	Target Construction Start		Target Construction Completion	
	2nd Qtr. 2014		4th Qtr. 2014	
	Phase		% of Phase	
	Construction		30%	
Project Team				
Manager		Bruce Green		
Architect		RdLR Architects		
Contractor		Job Order Contractor		
CMPA		AECOM Design		

*Every project undergoes a scope-to-budget process to validate the final scope of work.

**KEY FACTS**

Budget
\$1,698,505

Project Type
Renovations

Trustee
Wanda Adams

District
District IX

Location
5225 Tavenor

Codwell Elementary

Codwell Elementary offers a magnet program in fine arts and physical development. The school was built in 1970 and is located in south Houston.


Scope of Work*

Renovations including safety/security systems improvements, mechanical/electrical/plumbing systems improvements, lighting, playground equipment, technology improvements, and ADA code compliance.

Project Status

Slab replacement in the west classroom wings is ongoing. Demolition and drywall framing in the southeast wing is complete. Perimeter fence replacement work is ready to start. Unforeseen conditions in the classroom corridors are requiring replacement of ceilings and wall finishes.

Information

Indicator	ID	Project/School/Facility	Budget
	C-123	Codwell Elementary	\$1,698,505
	Target Construction Start		Target Construction Completion
	2nd Qtr. 2014		4th Qtr. 2014
	Phase		% of Phase
	Construction		25%
Project Team			
Manager		Meredith Smith	
Architect		PBK Architects	
Contractor		Prime Contractors	
CMPA		AECOM Design	
Notes			
The project schedule has been adjusted to reflect the negotiated schedule with the awarded contractor.			

*Every project undergoes a scope-to-budget process to validate the final scope of work.

**KEY FACTS**

Budget
\$15,304,205

Project Type
Renovations

Trustee
Paula M. Harris

District
District IV

Location
6900 Scott

Cullen Middle School

Cullen Middle School is located in southeast Houston.

Scope of Work*

Renovations including safety/security, mechanical/electrical/plumbing system improvements, parking repairs, science laboratory upgrades, exterior window replacement, and ADA code compliance.

Project Status

The contract with the second recommended proposer was awarded. Execution of contract is anticipated in August.

Information

Indicator	ID	Project/School/Facility	Budget
	C-044	Cullen Middle School	\$15,304,205
	Target Construction Start		Target Construction Completion
	4th Qtr. 2012		2nd Qtr. 2014
	Phase		% of Phase
	Closeout		65%
Project Team			
Manager		Lloyd Hart	
Architect		RDC Architects	
Contractor		DT Construction Co.	
CMPA		AECOM Design	
Notes			
A separate roof project is anticipated to be presented for approval to the school board in April 2014, with construction scheduled to occur through the fourth quarter 2014.			

*Every project undergoes a scope-to-budget process to validate the final scope of work.

**KEY FACTS**

Budget
\$3,503,169

Project Type
Renovations

Trustee
Manuel Rodriguez Jr.

District
District III

Location
2500 Broadway

Deady Middle School

Deady Middle School is a Communication Arts magnet. The school was built in 1929 as part of the Harrisburg Independent School District in Harrisburg, Texas. The City of Houston later incorporated Harrisburg.


Scope of Work*

Renovations including safety/security systems improvements, mechanical/electrical/plumbing systems improvements, and ADA code compliance. New Windows and Doors.

Project Status

Unforeseen building conditions has delayed the completion of the elevator. Corrective actions to remedy these issues are being issued by the architect. Substantial completion is expected in the late summer.

Information

Indicator	ID	Project/School/Facility		Budget
	C-045	Deady Middle School		\$3,503,169
	Target Construction Start		Target Construction Completion	
	3rd Qtr. 2013		2nd Qtr. 2014	
	Phase		% of Phase	
	Construction		90%	
Project Team				
Manager		Bruce Green		
Architect		Collaborate Architects		
Contractor		Prime Contractors		
CMPA		AECOM Design		

*Every project undergoes a scope-to-budget process to validate the final scope of work.

**KEY FACTS**

Budget
\$1,414,099

Project Type
Renovations

Trustee
Manuel Rodriguez Jr.

District
District III

Location
7101 Canal

Franklin Elementary

Franklin Elementary is located east of downtown Houston, almost equidistant between the Port of Houston's ship channel and the University of Houston. The school was originally built in 1913 and underwent a significant renovation in 1978.


Scope of Work*

Renovations including safety/security systems improvements, mechanical/electrical/plumbing systems improvements, and ADA code compliance.

Project Status

Demolition is complete in the restrooms and drywall framing has been installed. Plumbing roughin is complete. Floor preparation is underway for tile work. PA system replacement is ongoing.

Information

Indicator	ID	Project/School/Facility		Budget
	C-155	Franklin Elementary		\$1,414,099
	Target Construction Start		Target Construction Completion	
	2nd Qtr. 2014		4th Qtr. 2014	
	Phase		% of Phase	
	Construction		60%	
Project Team				
Manager		Bruce Green		
Architect		Courtney Harper + Partners Architects		
Contractor		Job Order Contractor		
CMPA		AECOM Design		

*Every project undergoes a scope-to-budget process to validate the final scope of work.

**KEY FACTS**

Budget
\$1,516,381

Project Type
Renovations

Trustee
Rhonda Skillern-Jones

District
District II

Location
9550 Aldine-Westfield

Garcia Elementary

Garcia Elementary is located in northeast Houston. The school's vision is a community that maximizes the potential for the whole child to be a successful, joyous lifelong learner in a diverse world.


Scope of Work*

Renovations including safety/security systems improvements, mechanical systems upgrades, fire alarm upgrade, intercom replacement, markerboard replacement, flooring and fencing replacement, site work, and ADA code compliance.

Project Status

Closeout documents are being reviewed.

Information

Indicator	ID	Project/School/Facility		Budget
	C-283	Garcia Elementary		\$1,516,381
	Target Construction Start		Target Construction Completion	
	2nd Qtr. 2013		1st Qtr. 2014	
	Phase		% of Phase	
	Closeout		65%	
Project Team				
Manager		Meredith Smith		
Architect		Natex Corporation		
Contractor		Prime Contractors		
CMPA		AECOM Design		

*Every project undergoes a scope-to-budget process to validate the final scope of work.

**KEY FACTS**

Budget
\$1,307,126

Project Type
Renovations

Trustee
Manuel Rodriguez Jr.

District
District III

Location
7414 Fairway

Golfcrest Elementary

Golfcrest Elementary is located in south Houston and was built in 1949. An addition was built in 1991. The school's mission is to be a community of lifelong learners, where students achieve high levels of academic and social success while participating in a safe, orderly, and inclusive environment.


Scope of Work*

Renovations including safety/security systems improvements, mechanical/electrical/plumbing systems improvements, roofing repairs, technology improvements, and ADA code compliance.

Project Status

Replacement of plumbing fixtures in the Pre-K areas is underway. Scheduled door replacement has begun, door hardware has been received. Additional scope funded by Trustee allocation is being detailed.

Information

Indicator	ID	Project/School/Facility	Budget
	C-159	Golfcrest Elementary	\$1,307,126
	Target Construction Start		Target Construction Completion
	1st Qtr. 2014		3rd Qtr. 2014
	Phase		% of Phase
	Construction		25%
Project Team			
Manager		Meredith Smith	
Architect		PBK Architects	
Contractor		Prime Contractors	
CMPA		AECOM Design	
Notes			
The project schedule has been adjusted to reflect the negotiated schedule with the awarded contractor.			

NOTE: At the June 12, 2014 school board meeting, the Board of Education approved additional funding for special project(s) to be completed beyond the base scope of the 2007 bond program. These projects will be tracked separately.

*Every project undergoes a scope-to-budget process to validate the final scope of work.

**KEY FACTS**

Budget
\$3,939,328

Project Type
Renovations

Trustee
Wanda Adams

District
District IX

Location
4900 Simsbrook

Grissom Elementary

Grissom Elementary is located in southwest Houston. The goal is to prepare students for the rigors of middle school and beyond with a focus on college readiness. The original school was built in 1966, and named after Virgil I. Grissom, one of the original NASA Project Mercury astronauts and a United States Air Force pilot.


Scope of Work*

Renovations including safety/security improvements, mechanical/electrical/plumbing system improvements, exterior doors, door hardware, restrooms upgrade, replacement of new elevator, and ADA code compliance.

Project Status

Work is substantially complete and closeout documents are being prepared. Punchlist items are being corrected.

Information

Indicator	ID	Project/School/Facility		Budget
	C-262	Grissom Elementary		\$3,939,328
	Target Construction Start		Target Construction Completion	
	3rd Qtr. 2013		2nd Qtr. 2014	
	Phase		% of Phase	
	Closeout		60%	
Project Team				
Manager		Meredith Smith		
Architect		MLB and Associates		
Contractor		Prime Contractors		
CMPA		AECOM Design		

*Every project undergoes a scope-to-budget process to validate the final scope of work.

**KEY FACTS**

Budget
\$2,846,986

Project Type
Renovations

Trustee
Anna Eastman

District
District I

Location
139 East 20th St.

Hamilton Middle School

Hamilton Middle Schools is a Vanguard magnet program located in the historic Houston Heights. The school, built in 1919, is designed in the neo-gothic style with soaring towers at its entrance.


Scope of Work*

Renovations including safety/security systems improvements, mechanical/electrical/plumbing systems improvements, exterior doors, door hardware, restrooms upgrade, replacement of new elevator, and ADA code compliance.

Project Status

The project is substantially complete and closeout documents are being reviewed. Punch list work is ongoing.

Information

Indicator	ID	Project/School/Facility	Budget
	C-049	Hamilton Middle School	\$2,846,986
	Target Construction Start		Target Construction Completion
	4th Qtr. 2013		2nd Qtr. 2014
	Phase		% of Phase
	Closeout		40%
Project Team			
Manager		Meredith Smith	
Architect		Ambrose McEnany & House Architects	
Contractor		ICI Construction	
CMPA		AECOM Design	
Notes			
The original general contractor was RHJ-JOC Inc., which defaulted on their contract in December 2012. HISD has since negotiated with the surety company and contracted with a completion contractor to restart and complete the construction scope, as noted in the information section above.			

*Every project undergoes a scope-to-budget process to validate the final scope of work.

**KEY FACTS**

Budget
\$2,348,243

Project Type
Renovations

Trustee
Anna Eastman

District
District I

Location
810 Harvard

Harvard Elementary

Harvard Elementary is located in the historic Houston Heights, where it offers an international baccalaureate program. The mission of the school is to empower each student with global awareness, knowledge, skills, and values necessary to make a better world.


Scope of Work*

Renovations including safety/security systems improvements, mechanical/electrical/plumbing systems improvements, lighting, exterior, interior doors and hardware, window replacements, restrooms upgrade, fencing and ADA code compliance.

Project Status

The project is substantially complete and closeout documents are being reviewed. Punch list work is ongoing.

Information

Indicator	ID	Project/School/Facility	Budget
	C-169	Harvard Elementary	\$2,348,243
	Target Construction Start		Target Construction Completion
	4th Qtr. 2013		2nd Qtr. 2014
	Phase		% of Phase
	Construction		95%
Project Team			
Manager		Meredith Smith	
Architect		Ambrose McEnany & House Architects	
Contractor		ICI Construction	
CMPA		AECOM Design	
Notes			
The original general contractor was RHJ-JOC Inc., which defaulted on their contract in December 2012. HISD has since negotiated with the surety company and contracted with a completion contractor to restart and complete the construction scope, as noted in the information section above.			

*Every project undergoes a scope-to-budget process to validate the final scope of work.

**KEY FACTS**

Budget
\$10,616,355

Project Type
Renovations

Trustee
Anna Eastman

District
District I

Location
1100 Merrill

Hogg Middle School

Hogg Middle School is located in the historic Heights area of Houston. The school offers a magnet program for Science, Technology, Engineering, and Mathematics. The school was named after James S. Hogg, the first native born governor of Texas. The Hogg estate donated the land on which Hogg Junior High School was built in 1926.


Scope of Work*

Renovations including safety/security systems improvements, mechanical/electrical/plumbing systems improvements, new lighting, a new bus canopy, paving repairs, restroom upgrades, improved interior finishes, auditorium seating, bleachers, signage, and ADA code compliance.

Project Status

Drywall framing and HVAC rough-in is being completed. First floor restroom plumbing rough-in is complete and wall repair is underway. Floor repair and preparation for tile work is underway in the restrooms. HVAC and electrical work is ongoing. Abatement in the Library is complete.

Information

Indicator	ID	Project/School/Facility	Budget
	C-053	Hogg Middle School	\$10,616,355
	Target Construction Start		Target Construction Completion
	1st Qtr. 2014		4th Qtr. 2014
	Phase		% of Phase
	Construction		25%
Project Team			
Manager		Meredith Smith	
Architect		English + Associates Architects	
Contractor		Comex Corporation	
CMPA		AECOM Design	
Notes			
In addition to the 2007 scope of work the 2012 restroom renovation work will continue with the same project team through third quarter 2015.			

*Every project undergoes a scope-to-budget process to validate the final scope of work.

**KEY FACTS**

Budget
\$10,739,621

Project Type
Renovations

Trustee
Michael L. Lunceford

District
District V

Location
10410 Manhattan

Johnston Middle School

Johnston Middle School is located in the Meyerland area of Houston. The school was built in 1959 and offers a magnet program for the performing and visual arts.


Scope of Work*

Renovations including safety/security systems improvements, mechanical/electrical/plumbing systems improvements, exterior and interior finishes, science laboratory upgrades, and ADA code compliance.

Project Status

An HVAC replacement package was approved by the school board in March 2014. Construction is in progress.

Information

Indicator	ID	Project/School/Facility	Budget
	C-055	Johnston Middle School	\$10,739,621
	Target Construction Start		Target Construction Completion
	2nd Qtr. 2014		4th Qtr. 2014
	Phase		% of Phase
	Construction		50%
Project Team			
Manager		Bruce Green	
Architect		RWS Architects	
Contractor		ICI Construction	
CMPA		Rice & Gardner Consultants, Inc.	
Notes			
Phase 1 was completed and project team is in final negotiations for close-out of the original contract.			

*Every project undergoes a scope-to-budget process to validate the final scope of work.

**KEY FACTS**

Budget
\$4,337,028

Project Type
Renovations

Trustee
Rhonda Skillern-Jones

District
District II

Location
4000 Kelley

Key Middle School

Key Middle School is located in the Kashmere Gardens area of northeast Houston.


Scope of Work*

Renovations include safety/security systems improvements, mechanical/electrical/plumbing systems, fire alarm repair, intercom replacement, door and hardware replacement, science lab venting and fume hoods, site work, construction of a fire truck access lane, and ADA code compliance.

Project Status

LED light kit installation is nearing completion. Egress lighting installation is being completed. Exterior wall lights are being installed.

Information

Indicator	ID	Project/School/Facility		Budget
	C-079	Key Middle School		\$4,337,028
	Target Construction Start		Target Construction Completion	
	2nd Qtr. 2014		3rd Qtr. 2014	
	Phase		% of Phase	
	Construction		80%	
Project Team				
Manager		Meredith Smith		
Architect		Hill + Swart Architects, Inc.		
Contractor		Job Order Contractor		
CMPA		AECOM Design		

*Every project undergoes a scope-to-budget process to validate the final scope of work.

**KEY FACTS**

Budget
\$1,393,085

Project Type
Renovations

Trustee
Wanda Adams

District
District IX

Location
12401 South Coast

Law Elementary

Law Elementary is located in southeast Houston where it offers a focus on Science, Technology, Engineering and Math (STEM).


Scope of Work*

Renovations including safety/security systems improvements, mechanical/electrical/plumbing systems improvements, technology improvements, and ADA code compliance.

Project Status

Window replacement is progressing with wall framing at window wall ready to start. New markerboard have been ordered.

Information

Indicator	ID	Project/School/Facility		Budget
	C-263	Law Elementary		\$1,393,085
	Target Construction Start		Target Construction Completion	
	2nd Qtr. 2014		3rd Qtr. 2014	
	Phase		% of Phase	
	Construction		50%	
Project Team				
Manager		Meredith Smith		
Architect		PBK Architects		
Contractor		Prime Contractors		
CMPA		AECOM Design		
Notes				
The project schedule has been adjusted to reflect the negotiated schedule with the awarded contractor.				

NOTE: At the June 12, 2014 school board meeting, the Board of Education approved additional funding for special project(s) to be completed beyond the base scope of the 2007 bond program. These projects will be tracked separately.

*Every project undergoes a scope-to-budget process to validate the final scope of work.

**KEY FACTS**

Budget
\$1,897,513

Project Type
Renovations

Trustee
Anna Eastman

District
District I

Location
800 Roxella

Lyons Elementary

Lyons Elementary is located in north Houston and offers an academic program that prepares young people for the rigors of middle school. The facility was built in 1970.


Scope of Work*

Renovations include safety/security systems improvements, mechanical and electrical systems upgrades, fire alarm upgrade, intercom replacement, markerboard replacement, parking lot expansion, flooring replacement, site work, and ADA code compliance.

Project Status

Closeout documents are being reviewed.

Information

Indicator	ID	Project/School/Facility		Budget
	C-128	Lyons Elementary		\$1,897,513
	Target Construction Start		Target Construction Completion	
	2nd Qtr. 2013		1st Qtr. 2014	
	Phase		% of Phase	
	Closeout		65%	
Project Team				
Manager		Meredith Smith		
Architect		Natex Architects		
Contractor		Prime Contractors		
CMPA		AECOM Design		

*Every project undergoes a scope-to-budget process to validate the final scope of work.

**KEY FACTS**

Budget
\$1,042,813

Project Type
Renovations

Trustee
Paula M. Harris

District
District IV

Location
4801 LaBranch

MacGregor Elementary

MacGregor Elementary, located in south central Houston, was originally opened in 1922 under the name of Southmore. The name was changed to MacGregor in 1930. The school offers a music and science magnet program.


Scope of Work*

Renovations including replacing electrical system components, resolution of structural issues, door repairs, PA system and ADA code compliance, tree trimming and treatment, and masonry repairs.

Project Status

The structural steel for the canopy support is being galvanized. Column footings are complete.

Information

Indicator	ID	Project/School/Facility		Budget
	C-201	MacGregor Elementary		\$1,042,813
	Target Construction Start		Target Construction Completion	
	2nd Qtr. 2013		2nd Qtr. 2014	
	Phase		% of Phase	
	Construction		98%	
Project Team				
Manager		Meredith Smith		
Architect		RWS Architects		
Contractor		Jamail & Smith, Ohms Electric, CLS, AMS		
CMPA		AECOM Design		

*Every project undergoes a scope-to-budget process to validate the final scope of work.



KEY FACTS

Budget
\$1,040,734

Project Type
Renovations

Trustee
Juliet K. Stipeche

District
District VIII

Location
1800 McCarty

Port Houston Elementary

Port Houston Elementary is located in east Houston, where it offers an academic program to prepare its students for the rigors of middle school.


Scope of Work*

Renovations including safety/security systems improvements, mechanical/electrical/plumbing systems improvements, and ADA code compliance.

Project Status

Marker/tack boards in all classrooms and replacement exterior doors have been ordered. Marquee sign has been ordered and power is in place. The exterior and site lighting package is being priced.

Information

Indicator	ID	Project/School/Facility	Budget
	C-222	Port Houston Elementary	\$1,040,734
	Target Construction Start		Target Construction Completion
	2nd Qtr. 2014		3rd Qtr. 2014
	Phase		% of Phase
	Construction		40%
Project Team			
Manager		Bruce Green	
Architect		STOA International Architects	
Contractor		Jamail + Smith	
CMPA		AECOM Design	

*Every project undergoes a scope-to-budget process to validate the final scope of work.



KEY FACTS

Budget
\$3,038,220

Project Type
Renovations

Trustee
Juliet K. Stipeche

District
District VIII

Location
1147 Kress

Pugh Elementary

Pugh Elementary is located in the Denver Harbor area of Houston, where it offers a magnet program in technology and science.


Scope of Work*

Renovations, including safety/security systems improvements, mechanical/electrical/plumbing systems improvements, and ADA code compliance.

Project Status

Abatement in the Pre-K area is underway. Demolition in the administration area is complete. Exterior canopy walk demolition is underway.

Information

Indicator	ID	Project/School/Facility	Budget
	C-223	Pugh Elementary	\$3,038,220
	Target Construction Start		Target Construction Completion
	2nd Qtr. 2014		4th Qtr. 2014
	Phase		% of Phase
	Construction		15%
Project Team			
Manager		Bruce Green	
Architect		RdIR Architects	
Contractor		Level Infrastructure, LLC	
CMPA		AECOM Design	

*Every project undergoes a scope-to-budget process to validate the final scope of work.

**KEY FACTS**

Budget
\$7,652,171

Project Type
Renovations

Trustee
Harvin C. Moore

District
District VII

Location
5840 San Felipe

T.H. Rogers K-8

T.H. Rogers is devoted to providing the best education for special needs and gifted children from across the district for students in grades K-8.


Scope of Work*

Renovations including storefront and curtain wall replacement, HVAC replacement and repairs, electrical panel replacement, electrical upgrades, door and window replacement, ceramic tile floor and carpet replacement, restroom renovations, plumbing fixture replacements, drinking fountain additions, millwork upgrades, suspended ceiling repairs and replacement, abatement, PA additions and signage.

Project Status

Cafeteria, gymnasium, and library renovations are complete along with the 1st floor restrooms. The restroom renovations, HVAC upgrades, and select window and door replacement are ongoing.

Information

Indicator	ID	Project/School/Facility		Budget
	C-039	T.H. Rogers K-8		\$7,652,171
	Target Construction Start		Target Construction Completion	
	2nd Qtr. 2013		2nd Qtr. 2014	
	Phase		% of Phase	
	Construction		90%	
Project Team				
Manager		Bruce Green		
Architect		Sustaita Architects		
Contractor		DT Construction		
CMPA		Rice & Gardner Consultants, Inc.		
Notes				
In addition to the 2007 scope of work additional restroom renovations work was added to accommodate the special needs of this school. This additional scope will be completed late second quarter 2014.				

NOTE: At the June 12, 2014 school board meeting, the Board of Education approved additional funding for special project(s) to be completed beyond the base scope of the 2007 bond program. These projects will be tracked separately.

*Every project undergoes a scope-to-budget process to validate the final scope of work.

**KEY FACTS**

Budget
\$3,859,075

Project Type
Renovations

Trustee
Rhonda Skillern-Jones

District
District II

Location
2819 Bay

Ross Elementary

Ross Elementary is located in northeast Houston, where it offers a magnet program in Science, Technology, Engineering and Mathematics (STEM). The goal of the school is to provide students with the preparatory tools necessary to become successful Americans and to be able to assimilate and compete in a rapidly changing, multicultural, and technological society.


Scope of Work*

Renovations including safety/security systems improvements, mechanical/electrical/plumbing systems improvements, roof repairs, restrooms upgrade, science laboratory upgrades, elevator installation, and ADA code compliance.

Project Status

Restroom painting samples are being reviewed. Plumbing fixtures are being renovated. Site lighting is progressing. Floor prep and plumbing rough-in is complete in the restrooms. New corridor light fixtures have been delivered and the replacement HVAC unit for the kitchen is being priced.

Information

Indicator	ID	Project/School/Facility		Budget
	C-232	Ross Elementary		\$3,859,075
	Target Construction Start		Target Construction Completion	
	2nd Qtr. 2014		3rd Qtr. 2014	
	Phase		% of Phase	
	Construction		40%	
Project Team				
Manager		Meredith Smith		
Architect		Harrison Kornberg Architects		
Contractor		Job Order Contractor		
CMPA		AECOM Design		

NOTE: At the June 12, 2014 school board meeting, the Board of Education approved additional funding for special project(s) to be completed beyond the base scope of the 2007 bond program. These projects will be tracked separately.

*Every project undergoes a scope-to-budget process to validate the final scope of work.

**KEY FACTS**

Budget
\$11,472,363

Project Type
Expansions

Trustee
Juliet K. Stipeche

District
District VIII

Location
2805 Garrow

Rusk Elementary

The Rusk School enrolls students in grades K-8 at its campus near Houston's downtown. The school offers a magnet program in Science, Technology, Engineering and Mathematics (STEM).


Scope of Work*

A middle school addition and renovations including safety/security systems improvements, mechanical/electrical/plumbing systems improvements, and ADA code compliance.

Project Status

The school has moved into the new addition. Final site work, punch list and closeout is ongoing.

Information

Indicator	ID	Project/School/Facility	Budget
	C-234	Rusk Elementary	\$11,472,363
	Target Construction Start		Target Construction Completion
	1st Qtr. 2013		2nd Qtr. 2014
	Phase		% of Phase
	Closeout		50%
Project Team			
Manager		Bruce Green	
Architect		STOA International Architects	
Contractor		Satterfield & Pontikes	
CMPA		Rice & Gardner Consultants, Inc.	
Notes			
A separate roof project is anticipated to be presented for approval to the school board in April 2014, with construction scheduled to occur through the third quarter 2014.			

*Every project undergoes a scope-to-budget process to validate the final scope of work.



KEY FACTS

Budget
\$837,414

Project Type
Renovations

Trustee
Manuel Rodriguez Jr.

District
District III

Location
2700 Berkley

Sanchez Elementary

Sanchez Elementary is located in southeast Houston, where the school's mission is to provide equal opportunities for all students with emphasis on academic growth, social development, cultural enrichment, and parental involvement.


Scope of Work*

Renovations including safety/security systems improvements, mechanical/electrical/plumbing systems improvements and ADA compliance.

Project Status

Exterior lighting replacement is underway and replacement door materials have been ordered. Restroom plumbing rough-in and wall framing is complete and floor preparation for new finishes is underway.

Information

Indicator	ID	Project/School/Facility		Budget
	C-281	Sanchez Elementary		\$837,414
	Target Construction Start		Target Construction Completion	
	2nd Qtr. 2014		3rd Qtr. 2014	
	Phase		% of Phase	
	Construction		60%	
Project Team				
Manager		Bruce Green		
Architect		Courtney Harper + Partners Architects		
Contractor		Job Order Contractor		
CMPA		AECOM Design		

*Every project undergoes a scope-to-budget process to validate the final scope of work.

**KEY FACTS**

Budget
\$17,050,846

Project Type
Expansions

Trustee
Rhonda Skillern-Jones

District
District II

Location
4802 Chrystell

Smith Elementary

Katherine Smith Elementary school is located in northwest Houston. The school opened in 1954 and was named for longtime educator Katherine Hoyt Smith (1876-1970).


Scope of Work*

School expansion.

Project Status

The school moved into the new classroom/administrative wing of the building in fall 2013. Changes for the library and cafeteria (Phase 2) plans have been approved by the City of Houston and construction started on the parking lot in May 2014 with the goal of having it ready for use by the start of the Fall semester 2014.

Information

Indicator	ID	Project/School/Facility	Budget
	C-242	Smith Elementary	\$17,050,846
	Target Construction Start		Target Construction Completion
	2nd Qtr. 2014		4th Qtr. 2014
	Phase		% of Phase
	Construction: Final Phase		5%
Project Team			
Manager		Travis Stanford	
Architect		Brave Architecture	
Contractor		Comex Corporation	
CMPA		N/A	
Notes			
The additional scope of work, including the library and cafeteria will be completed second quarter 2015.			

*Every project undergoes a scope-to-budget process to validate the final scope of work.

**KEY FACTS**

Budget
\$12,947,996

Project Type
Expansions

Trustee
Manuel Rodriguez Jr.

District
District III

Location
1800 Coral

Southmayd Elementary

Southmayd Elementary is located in southeast Houston. The mission of the school is to provide opportunities that challenge, support, and encourage successful learning for all students. The original school was built in 1936.

Scope of Work*

Renovations including safety/security systems improvements, mechanical/electrical/plumbing systems improvements, and ADA code compliance. This project will include two additions to the school, a new multi-purpose building and a new Administration/Library wing. An additional project to replace the roof is currently planned for the third quarter 2014.

Project Status

The construction of the new Library/Administration wing and Multi-Purpose Building is complete. Site work and Phases 5 & 6 are underway.

Information

Indicator	ID	Project/School/Facility	Budget
	C-244	Southmayd Elementary	\$12,947,996
	Target Construction Start		Target Construction Completion
	3rd Qtr. 2012		2nd Qtr. 2014
	Phase		% of Phase
	Construction		85%
Project Team			
Manager		Bruce Green	
Architect		Collaborate Architects	
Contractor		Morganti Construction	
CMPA		Rice & Gardner Consultants, Inc.	
Notes			
A separate roof project is anticipated to be presented for approval to the school board in April 2014, with construction scheduled to occur through the third quarter 2014.			

*Every project undergoes a scope-to-budget process to validate the final scope of work.

**KEY FACTS**

Budget
\$3,177,976

Project Type
Renovations

Trustee
Rhonda Skillern-Jones

District
District II

Location
5330 Milwee

Wainwright Elementary

Wainwright Elementary is located in northwest Houston, where it offers a science and math magnet program to give students an opportunity to do science lab experiments, study live animals, engage in mathematical projects, and gain computer literacy.


Scope of Work*

Renovations including safety/security systems improvements, replacing lighting, flooring, casework, ceilings in classrooms, revising administration area, new PA building alarm and fire alarm system.

Project Status

Window replacement is nearing completion in all areas. Wall framing and ceiling insulation is underway in the administration area. New ceiling installation and light fixture rough-in in the classrooms is starting. The Clinic plumbing work is underway.

Information

Indicator	ID	Project/School/Facility	Budget
	C-252	Wainwright Elementary	\$3,177,976
	Target Construction Start		Target Construction Completion
	1st Qtr. 2014		4th Qtr. 2014
	Phase		% of Phase
	Construction		55%
Project Team			
Manager		Meredith Smith	
Architect		RWS Architects	
Contractor		Comex Corporation	
CMPA		AECOM Design	

*Every project undergoes a scope-to-budget process to validate the final scope of work.

**KEY FACTS**

Budget
\$3,973,214

Project Type
Renovations

Trustee
Wanda Adams

District
District IX

Location
14440 Polo

Windsor Village Elementary

Windsor Village Elementary is located in southwest Houston, where it offers a Vanguard magnet program. The school's mission is to develop a positive learning community that provides a stimulating environment that fosters a love of learning, promotes independent learners, produces responsible citizens and interacts with the community to develop each child's potential, self-esteem and desire to "Soar to Exemplary Heights."


Scope of Work*

Renovations including safety/security systems improvements, mechanical/electrical/plumbing systems improvements, interior and exterior finishes, technology improvements, and ADA code compliance.

Project Status

Window replacement is underway with abatement nearing completion. Restroom demolition is complete and wall framing is on-going. New exterior doors, markerboards, and toilet partitions have been ordered. Phase 2, which will include mechanical system replacement, is in design and is scheduled for completion by 3rd quarter 2015.

Information

Indicator	ID	Project/School/Facility	Budget
	C-260	Windsor Village Elementary	\$3,973,214
	Target Construction Start		Target Construction Completion
	2nd Qtr. 2014		4th Qtr. 2014
	Phase		% of Phase
	Construction		20%
Project Team			
Manager		Meredith Smith	
Architect		VLK Architects	
Contractor		Renovation — Patriot Construction; Window Replacement — Jamail & Smith	
CMPA		AECOM Design	

NOTE: At the June 12, 2014 school board meeting, the Board of Education approved additional funding for special project(s) to be completed beyond the base scope of the 2007 bond program. These projects will be tracked separately.

*Every project undergoes a scope-to-budget process to validate the final scope of work.



www.HoustonISD.org/Bond



Business Assistance (M/WBE) 2007/2012 Bond Report

Alexis Licata
General Manager, Business Assistance
4400 W. 18th Street, Level 1 South
Houston, Texas 77092
BusinessAssistance@HoustonISD.org



www.HoustonISD.org/Bond

HISD Acknowledgments

United States Trade and Commerce Institute

- 2013 Texas Excellence Award recipient

HISD Workshops

Workshop Wednesday

- April – “Interagency Mentor Protégé Program Q & A”
HISD, the City of Houston, Metro and Port of Houston discussed this joint program
- May – “Panel Discussion Regarding Contracts”
Panel included representatives from HISD, the City of Houston, Metro and Port of Houston
- June – “Insider Secrets to Obtaining HISD Contracts”
Supplier Diversity Team Lead, Bernard Willingham

HISD Events

HISD Networking Events

- Supplier Diversity Advisory Committee (SDAC) Update Meeting
- 2012 Bond Program Potential A & E Meet & Greet, Carnegie Vanguard High School
- Small Business Today Talk Show; Guest Appearance, Bernard Willingham

M/WBE Outreach Events

City of Houston

- “Morning Money Mindset” Workshop
- Turner School of Construction Management Graduation Ceremony

Greater Houston Business Procurement Forum

- Greater Houston Business Procurement Forum-“Where Business Takes Place”
- Procurement Summit & Business EXPO

Government Procurement Connections

- GPC Planning Meeting
- State of Procurement Event

Houston Airports

- Houston Airport Fair 2014

Houston Hispanic Chamber of Commerce

- Annual Luncheon & Business EXPO

M/WBE Outreach Events — continues

Houston Minority Business Development Agency Business Center

- Construction Matchmaking Zone

Houston Minority Supplier Development Council

- Strategic Teaming Alliance Committee (STAC) Meeting

Houston Community College

- How to Do Business With HISD
- Texas House of Representatives Committee on Economic & Small Business Development

METRO Transit of Harris County

- Interagency Mentor Protégé Program Planning Sessions

Port of Houston

- June Networking Luncheon-Port of Houston Capital Improvement Plan

Tri-County Black Chamber of Commerce

- Brunch and Learn Series “Accessing Capital for Your Business”

Turner Construction

- International Rising Star Award ceremony

Women Business Enterprise Alliance

- President’s Champagne Reception

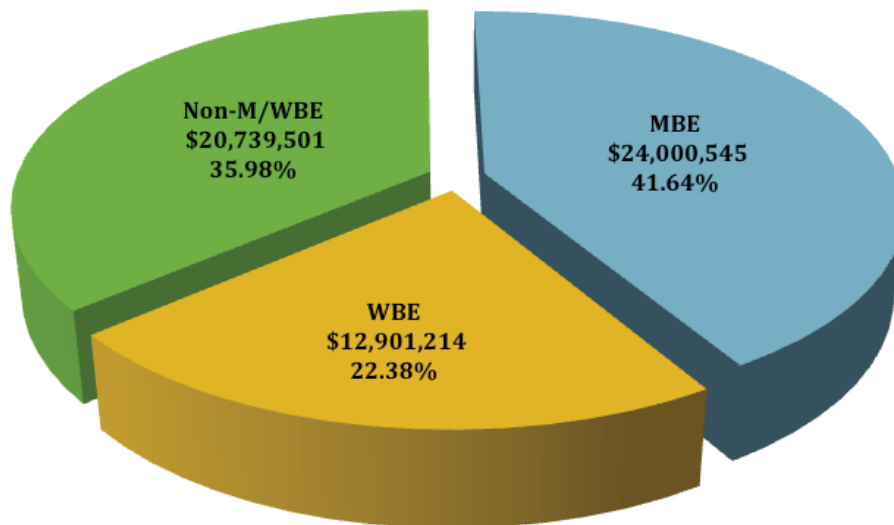
Certified Minority/Women Owned Businesses Breakdown by Project Type

Calculations based on numbers reported as of June 30, 2014

2007 Design Projects

Total Awarded: \$57,641,260

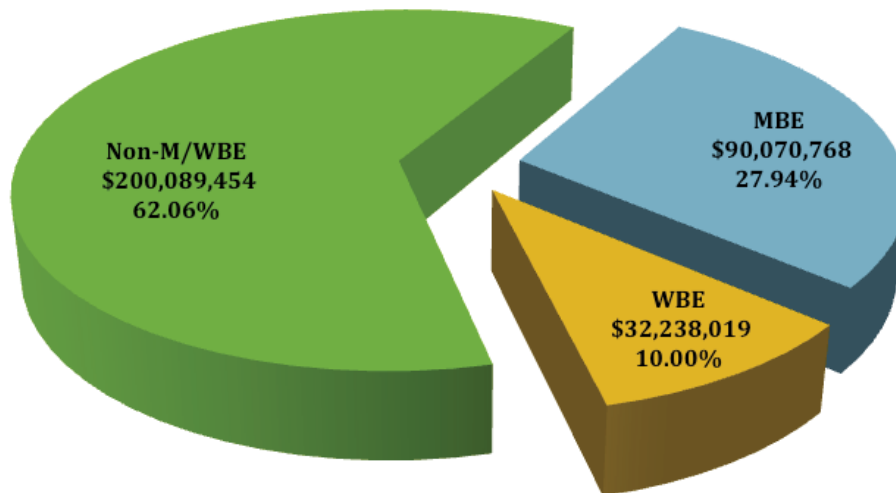
Total Committed: \$36,901,759



2007 CSP Contractors Projects

Total Awarded: \$322,398,241

Total Committed: \$122,308,787



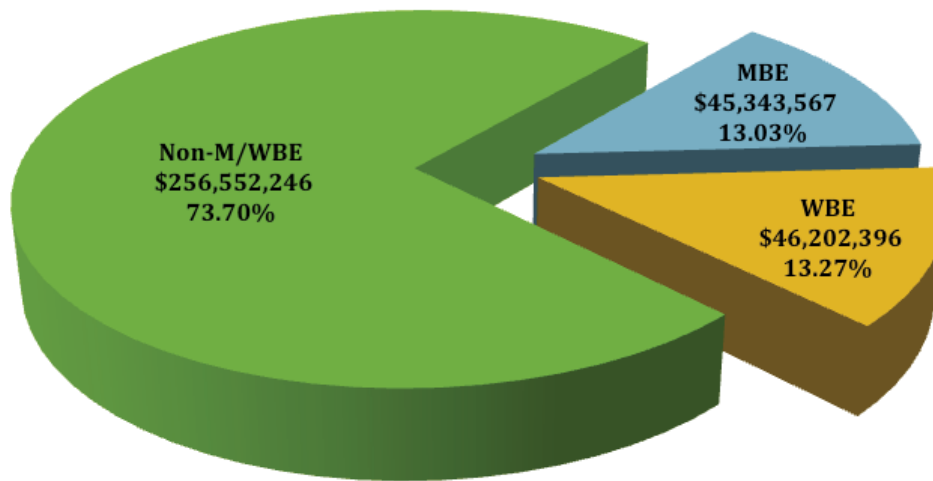
Certified Minority/Women Owned Businesses Breakdown by Project Type

Calculations based on numbers reported as of June 30, 2014

2007 CMAR Projects

Total Awarded: \$348,098,209

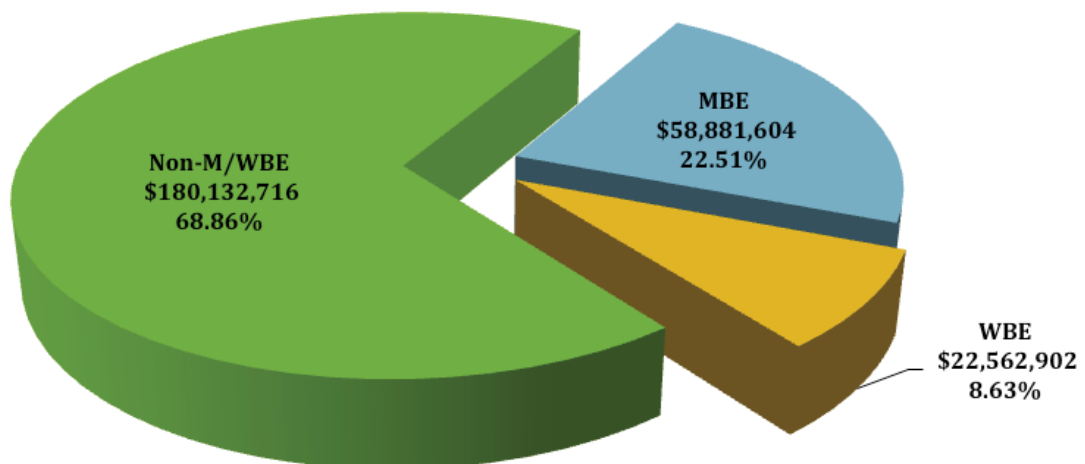
Total Committed: \$91,545,963



2007 Other Projects Various Vendors Costs

Total Awarded: \$261,577,222

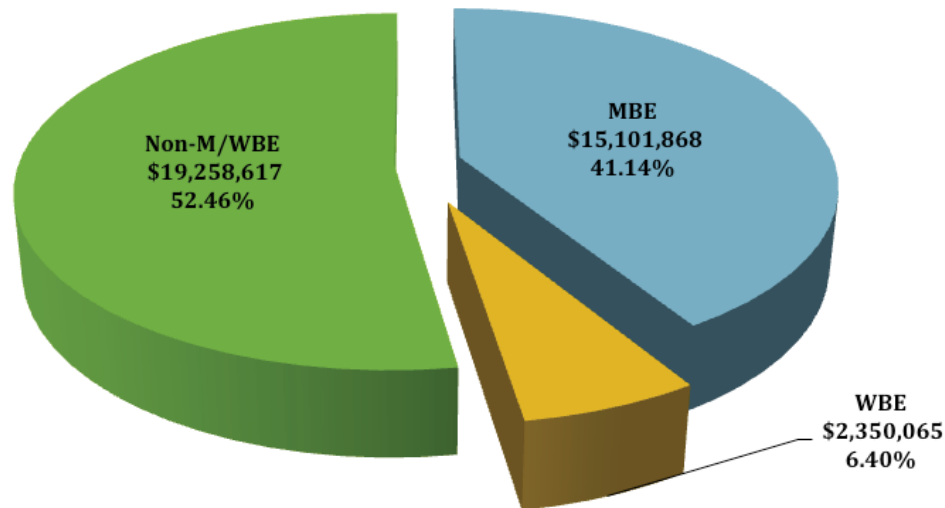
Total Committed: \$81,444,506



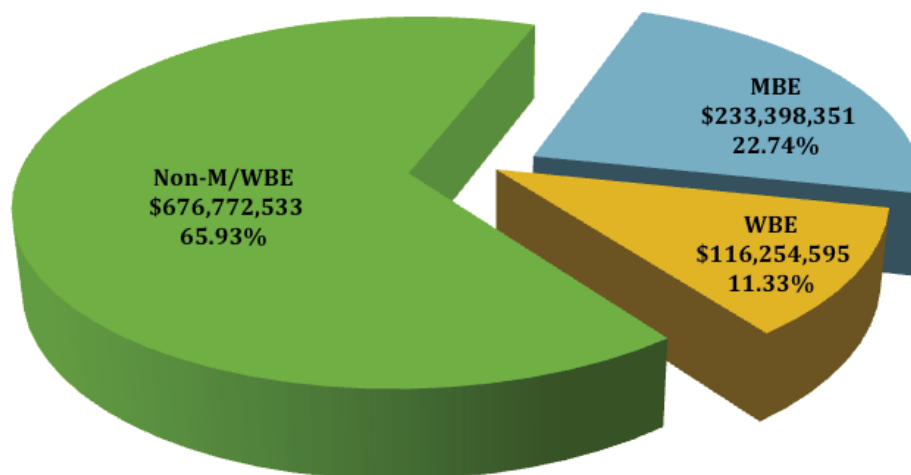
Certified Minority/Women Owned Businesses Breakdown by Project Type

Calculations based on numbers reported as of June 30, 2014

2007 CMPA Projects Total Awarded: \$36,710,550 Total Committed: \$17,451,933



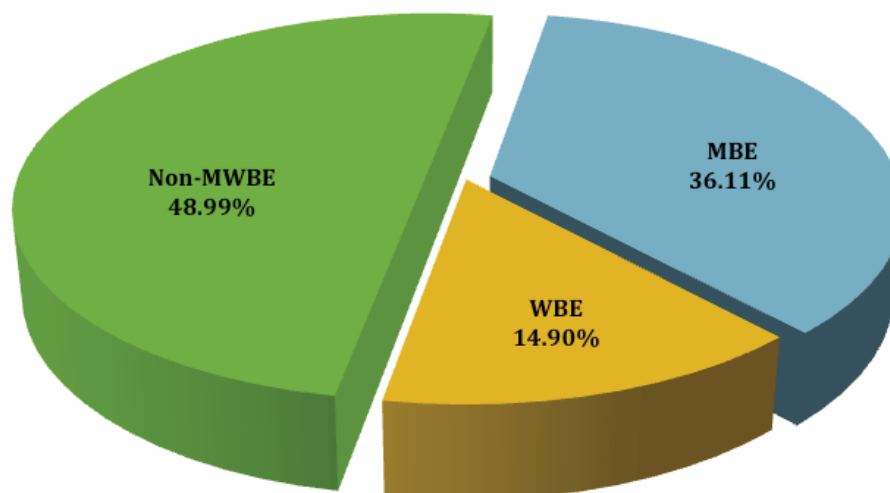
2007 Total Combined Projects Total Awarded: \$1,026,425,479 Total Committed: \$349,652,946



Certified Minority/Women Owned Businesses Breakdown by Project Type

Calculations based on numbers reported as of June 30, 2014

2012 Professional Service Projects*



* Design and Program Management Firms

2012 CMAR Projects*

Project	Awarded CMAR	M/WBE Commitment	Project	Awarded CMAR	M/WBE Commitment
Athletic-MAW Pavillion (NF)	Pepper-Lawson Const., L. P.	21%	Milby H.S.	Tellepsen Builders, L. P.	20%
Bellaire H.S.	Turner Construction Company	20%	North Forest H.S.	Balfour/3Ci a J. V. (B3Ci)	35%
Condit M.S.	DivisionOne Const. LLC	30%	NF Early Childhood Center	Drymalla Const. Company, Inc.	20%
Davis High School	H. J. Russell & Company	100%	N. Houston Early College H.S.	Drymalla Const. Company, Inc.	20%
Debakey H.S.	Tellepsen Builders, L. P.	20%	Parker M.S.	Brae Burn Const. Company, LTD, LLP	25%
Delmar Tusa Fieldhouse	DivisionOne Const. LLC	30%	Relief Elementary	DivisionOne Construction LLC	30%
Dowling M.S.	Turner Const. Company	20%	Sharpstown H.S.	KBR Building Group, LLC	30%
Furr H.S.	Comex Corporation	100%	South Early College H.S.	Drymalla Const. Company, Inc.	20%
Eastwood Academy	KBR Building Group, LLC	30%	Sterling H.S.	Cadence McShane Const., LLC	21%
Grady M.S.	DivisionOne Const. LLC	30%	Waltrip H.S.	Satterfield & Pontikes Const., Inc.	20%
HS for Law Enf. & Crim. Just.	Balfour/3Ci a J. V. (B3Ci)	30%	Washington H.S.	KBR Building Group, LLC	30%
HSPVA	Cadence McShane Const., LLC	21%	Worthing H.S.	Balfour/3Ci a Joint Venture (B3Ci)	40%
Lamar H.S.	Gilbane Building Company	30%	Yates H.S.	Turner Construction Company	20%
Lee H.S.	Satterfield & Pontikes Const., Inc.	20%	Young Men's College Prep	KBR Building Group, LLC	30%
Mand. Chin. Lang. Immer.	Satterfield & Pontikes Const., Inc.	20%			

*M/WBE Percentage reflects CMAR's commitment. GMP estimate TBD.

School Name	Vendor / Project Type	VID	Vendor Name	Contracted Amount	Payments to Date	First Tier MBE Spend	First Tier WBE Spend	Additional MBE Spend	Additional WBE Spend	Second Tier MBE Spend	Second Tier WBE Spend	Total M/WBE Commitment Amount	Total M/WBE Committed Percentage
HOUSTON ACADEMY FOR INTERNATIONAL STUDIES	Architect	84.58	PARRA DESIGN GROUP, LTD.	\$ 77,721 \$	77,721 \$	77,721 \$	77,721 \$	- \$	- \$	- \$	- \$	77,721 \$	100.00%
HOUSTON ACADEMY FOR INTERNATIONAL STUDIES	Other		VARIOUS VENDORS	\$ 1,715,995 \$	1,715,995 \$	470,608 \$	90,070 \$	- \$	- \$	- \$	- \$	561,277 \$	32.72%
	Total			\$ 1,793,316 \$	1,793,316 \$								
ASHFORD ELEMENTARY SCHOOL	Architect	16620	PMP ARCHITECTS	\$ 71,065 \$	71,065 \$			- \$	- \$	- \$	28,374 \$	39.93%	39.93%
ASHFORD ELEMENTARY SCHOOL	GSP Contractor	61418	STATE CONSTRUCTION, L. P.	\$ 572,214 \$	572,214 \$			- \$	- \$	708,327 \$	71,897 \$	780,224 \$	136.35%
ASHFORD ELEMENTARY SCHOOL	Other		VARIOUS VENDORS	\$ 372,831 \$	372,831 \$	106,707 \$	455 \$	- \$	- \$	5,000 \$	- \$	112,162 \$	30.08%
	Total			\$ 1,016,110 \$	966,295 \$								
BENAVIDIZ ELEMENTARY SCHOOL	Architect	69882	PFLUGER ASSOCIATES LP	\$ 156,359 \$	156,359 \$			- \$	- \$	68,716 \$	- \$	68,716 \$	43.95%
BENAVIDIZ ELEMENTARY SCHOOL	GSP Contractor	22036	PRIME CONTRACTORS INC	\$ 1,496,014 \$	1,496,014 \$			- \$	- \$	351,674 \$	40,627 \$	392,301 \$	26.22%
BENAVIDIZ ELEMENTARY SCHOOL	Other		VARIOUS VENDORS	\$ 431,043 \$	431,043 \$	182,340 \$	80,209 \$	- \$	- \$	- \$	1,421 \$	263,970 \$	60.48%
	Total			\$ 2,083,425 \$	2,083,415 \$								
BUSH ELEMENTARY SCHOOL	Architect	16620	PMP ARCHITECTS	\$ 96,369 \$	96,369 \$			- \$	- \$	- \$	45,694 \$	45,694 \$	47.42%
BUSH ELEMENTARY SCHOOL	GSP Contractor	61418	STATE CONSTRUCTION, L. P.	\$ 614,218 \$	614,218 \$			- \$	- \$	- \$	- \$	- \$	0.00%
BUSH ELEMENTARY SCHOOL	Other		VARIOUS VENDORS	\$ 513,586 \$	513,586 \$	85,309 \$	455 \$	- \$	- \$	- \$	- \$	85,764 \$	16.70%
	Total			\$ 1,224,171 \$	1,224,171 \$								
CROCKETT ELEMENTARY SCHOOL	Architect	28883	Natro Corporation	\$ 432,081 \$	432,081 \$			- \$	- \$	- \$	- \$	432,081 \$	100.00%
CROCKETT ELEMENTARY SCHOOL	CMAR	48154	COMEX CORPORATION	\$ 5,829,921 \$	5,829,921 \$			220,830 \$	277,354 \$	- \$	- \$	5,829,921 \$	100.00%
CROCKETT ELEMENTARY SCHOOL	Other		VARIOUS VENDORS	\$ 1,430,437 \$	1,430,437 \$	671,136 \$	122,023 \$	- \$	- \$	- \$	- \$	793,759 \$	55.49%
	Total			\$ 7,692,856 \$	7,692,856 \$								
DAILY ELEMENTARY SCHOOL	Architect	66028	RWS ARCHITECTS, INC.	\$ 12,964 \$	12,964 \$			0 \$	0 \$	- \$	- \$	12,964 \$	100.00%
DAILY ELEMENTARY SCHOOL	GSP Contractor	88042	PRIME CONTRACTORS INC	\$ 116,658 \$	116,658 \$			- \$	- \$	- \$	28,240 \$	28,240 \$	24.25%
DAILY ELEMENTARY SCHOOL	Other		VARIOUS VENDORS	\$ 80,907 \$	80,907 \$	50,334 \$	7,804 \$	- \$	- \$	- \$	- \$	58,138 \$	71.86%
	Total			\$ 210,329 \$	210,329 \$								
GREGG ELEMENTARY SCHOOL	Architect	18187	HERMES ARCHITECTS, INC.	\$ 853,767 \$	853,767 \$			- \$	- \$	289,400 \$	36,000 \$	325,400 \$	38.11%
GREGG ELEMENTARY SCHOOL	CMAR	85070	ANSLOW BRYANT CONSTRUCTION, LTD.	\$ 11,438,190 \$	11,438,190 \$			- \$	- \$	2,953,259 \$	741,857 \$	33,695,116 \$	32.31%
GREGG ELEMENTARY SCHOOL	Other		VARIOUS VENDORS	\$ 4,202,029 \$	4,202,029 \$	1,033,484 \$	418,987 \$	- \$	- \$	- \$	- \$	1,452,471 \$	34.57%
	Total			\$ 16,493,986 \$	16,493,986 \$								
PATTERSON ELEMENTARY SCHOOL	Architect	28832	SUSANITA ASSOCIATES A.L.A., INC.	\$ 1,075,772 \$	1,075,772 \$			39,850 \$	135,615 \$	- \$	- \$	1,075,772 \$	100.00%
PATTERSON ELEMENTARY SCHOOL	CMAR	86036	CODRICE MCSHANE CONSTRUCTION CO.	\$ 14,099,976 \$	14,073,761 \$			- \$	- \$	3,487,360 \$	467,709 \$	3,955,069 \$	28.05%
PATTERSON ELEMENTARY SCHOOL	Other		VARIOUS VENDORS	\$ 3,888,215 \$	3,888,215 \$	991,331 \$	486,320 \$	- \$	- \$	- \$	- \$	1,477,650 \$	38.50%
	Total			\$ 19,013,883 \$	18,987,790 \$								
PINEY POINT ELEMENTARY SCHOOL	Architect	59798	VLK ARCHITECTS	\$ 1,087,926 \$	1,087,926 \$			- \$	- \$	168,000 \$	4,025 \$	172,025 \$	15.81%
PINEY POINT ELEMENTARY SCHOOL	CMAR	85609	TELLERSEN BUILDERS, LP	\$ 15,569,517 \$	15,569,517 \$			- \$	- \$	360,761 \$	1,015,786 \$	1,376,547 \$	8.84%
PINEY POINT ELEMENTARY SCHOOL	Other		VARIOUS VENDORS	\$ 2,321,723 \$	2,310,888 \$	897,107 \$	377,094 \$	- \$	- \$	- \$	- \$	1,274,200 \$	54.88%
	Total			\$ 18,979,165 \$	18,963,190 \$								
RICE SCHOOL /LA ESCUELA RICE	Architect	59798	VLK ARCHITECTS	\$ 223,150 \$	223,150 \$			- \$	- \$	4,500 \$	48,148 \$	52,648 \$	23.59%
RICE SCHOOL /LA ESCUELA RICE	GSP Contractor	61418	STATE CONSTRUCTION, L. P.	\$ 1,981,796 \$	1,981,796 \$			- \$	- \$	397,371 \$	254,272 \$	651,643 \$	32.88%
RICE SCHOOL /LA ESCUELA RICE	Other		VARIOUS VENDORS	\$ 1,576,081 \$	1,576,081 \$	261,829 \$	44,454 \$	- \$	- \$	- \$	- \$	306,283 \$	19.43%
	Total			\$ 3,781,027 \$	3,781,027 \$								
WESTSIDE HIGH School	Architect	59798	VLK ARCHITECTS	\$ 26,171 \$	26,171 \$			- \$	- \$	6,000 \$	- \$	6,000 \$	22.92%
WESTSIDE HIGH School	Other		VARIOUS VENDORS	\$ 1,163,910 \$	1,162,022 \$	384,134 \$	- \$	- \$	- \$	- \$	- \$	384,134 \$	33.00%
	Total			\$ 1,190,081 \$	1,188,195 \$								
ALMEDA ELEMENTARY SCHOOL	Architect	29868	ARCHITECTURAS / J INC	\$ 838,021 \$	838,021 \$			- \$	- \$	- \$	- \$	838,021 \$	100.00%
ALMEDA ELEMENTARY SCHOOL	CMAR	49451	SATTERFIELD & RONTIKES CONST.	\$ 12,287,698 \$	12,276,023 \$			- \$	- \$	6,492,499 \$	287,871 \$	6,780,370 \$	55.18%
ALMEDA ELEMENTARY SCHOOL	Other		VARIOUS VENDORS	\$ 5,077,888 \$	5,015,156 \$	1,035,434 \$	322,573 \$	- \$	- \$	- \$	- \$	1,358,007 \$	27.07%
	Total			\$ 18,143,107 \$	18,129,200 \$								
ANDERSON ELEMENTARY	Architect	43167	SHW GROUP, INC.	\$ 159,084 \$	159,084 \$			- \$	- \$	6,500 \$	42,135 \$	48,635 \$	30.57%
ANDERSON ELEMENTARY	GSP Contractor	61418	STATE CONSTRUCTION, L. P.	\$ 2,673,021 \$	2,673,021 \$			- \$	- \$	2,251,510 \$	158,295 \$	2,409,805 \$	90.15%
ANDERSON ELEMENTARY	Other		VARIOUS VENDORS	\$ 295,893 \$	276,699 \$	85,968 \$	48,016 \$	- \$	- \$	- \$	- \$	133,985 \$	45.36%
	Total			\$ 3,127,908 \$	3,108,814 \$								
ASKEW ELEMENTARY SCHOOL	Architect	16620	PMP ARCHITECTS	\$ 156,864 \$	156,864 \$			- \$	- \$	- \$	- \$	34,209 \$	21.79%
ASKEW ELEMENTARY SCHOOL	GSP Contractor	84695	HORIZON INTERNATIONAL GROUP	\$ 1,670,042 \$	1,670,042 \$			195,301 \$	43,971 \$	- \$	- \$	1,670,042 \$	100.00%
ASKEW ELEMENTARY SCHOOL	Other		VARIOUS VENDORS	\$ 755,891 \$	755,891 \$	139,430 \$	32,185 \$	- \$	- \$	- \$	- \$	205,824 \$	27.23%
	Total			\$ 2,582,888 \$	2,582,831 \$								
BARICK ELEMENTARY SCHOOL	Architect	43325	PRK ARCHITECTS	\$ 256,871 \$	256,871 \$			- \$	- \$	37,179 \$	- \$	37,179 \$	15.70%
BARICK ELEMENTARY SCHOOL	GSP Contractor	22036	PRIME CONTRACTORS INC	\$ 3,557,951 \$	3,557,951 \$			- \$	- \$	- \$	- \$	- \$	0.00%
BARICK ELEMENTARY SCHOOL	Other		VARIOUS VENDORS	\$ 733,911 \$	731,386 \$	201,081 \$	176,897 \$	3,300 \$	- \$	- \$	- \$	377,479 \$	51.43%
	Total			\$ 4,528,319 \$	4,525,794 \$								
BELLFORT EARLY CHILDHOOD CENTER	Architect	46141	JOHN KIRKSEY ASSOCIATES INC.	\$ 262,461 \$	259,885 \$			- \$	- \$	97,350 \$	- \$	97,350 \$	37.09%
BELLFORT EARLY CHILDHOOD CENTER	GSP Contractor	506321	DRYWALLA CONSTRUCTION CO.	\$ 3,099,537 \$	3,077,166 \$			- \$	- \$	- \$	- \$	- \$	0.00%
BELLFORT EARLY CHILDHOOD CENTER	Other		VARIOUS VENDORS	\$ 902,628 \$	897,992 \$	152,208 \$	45,414 \$	- \$	- \$	- \$	- \$	197,622 \$	21.89%
	Total			\$ 4,264,625 \$	4,234,743 \$								
BENBROOK ELEMENTARY SCHOOL	Architect	68861	GTEB ARCHITECTS	\$ 139,349 \$	139,349 \$			- \$	- \$	- \$	- \$	139,349 \$	100.00%
BENBROOK ELEMENTARY SCHOOL	GSP Contractor	506321	DRYWALLA CONSTRUCTION CO.	\$ 2,108,418 \$	2,108,418 \$			- \$	- \$	2,168,127 \$	347,019 \$	2,515,146 \$	119.29%
BENBROOK ELEMENTARY SCHOOL	Other		VARIOUS VENDORS	\$ 363,289 \$	363,289 \$	200,980 \$	54,013 \$	- \$	- \$	- \$	- \$	255,022 \$	70.20%
	Total			\$ 2,611,066 \$	2,611,066 \$								
BERRY ELEMENTARY SCHOOL	Architect	66051	GENSLER	\$ 878,879 \$	878,879 \$			- \$	- \$	264,500 \$	32,528 \$	297,028 \$	33.80%
BERRY ELEMENTARY SCHOOL	CMAR	68306	GAMMA CONSTRUCTION COMPANY INC.	\$ 11,769,161 \$	11,769,161 \$			- \$	- \$	88,319 \$	121,200 \$	209,519 \$	1.78%
BERRY ELEMENTARY SCHOOL	Other		VARIOUS VENDORS	\$ 2,197,355 \$	2,195,231 \$	766,761 \$	284,246 \$	- \$	- \$	- \$	- \$	1,051,007 \$	47.83%
	Total			\$ 14,845,596 \$	14,843,772 \$								
BURBANK MIDDLE SCHOOL	Architect	46141	JOHN KIRKSEY ASSOCIATES INC.	\$ 753,777 \$	753,777 \$			- \$	- \$	303,000 \$	47,500 \$	350,500 \$	46.50%
BURBANK MIDDLE SCHOOL	GSP Contractor	683061	GAMMA CONSTRUCTION COMPANY INC.	\$ 10,292,741 \$	10,292,741 \$			- \$	- \$	4,593,230 \$	10,047 \$	4,593,277 \$	43.75%
BURBANK MIDDLE SCHOOL	Other		VARIOUS VENDORS	\$ 2,211,621 \$	2,207,745 \$	446,872 \$	282,774 \$	- \$	- \$	8,332 \$	1,917 \$	739,895 \$	33.45%
	Total			\$ 13,254,393 \$	13,254,393 \$								

BUSINESS ASSISTANCE (M/WBE)

2007 BOND REPORT

School Name	Vendor / Project Type	VID	Vendor Name	Contracted Amount	Payments to Date	First Tier MBE Spend	First Tier WBE Spend	Additional MBE Spend	Additional WBE Spend	Second Tier MBE Spend	Second Tier WBE Spend	Total M/WBE Commitment Amount	Total M/WBE Committed Percentage
CLIFTON MIDDLE SCHOOL	Architect	68861	GLEB ARCHITECTS	\$ 434,471	\$ 434,471	\$ 434,471	\$ -	\$ 5,000	\$ 2,700	\$ -	\$ -	\$ 434,471	100.00%
CLIFTON MIDDLE SCHOOL	CSP Contractor	50621	DRYMALLA CONSTRUCTION CO.	\$ 5,847,042	\$ 5,847,042	\$ -	\$ -	\$ -	\$ -	\$ -	\$ -	\$ -	0.00%
CLIFTON MIDDLE SCHOOL	Other	0	VARIOUS VENDORS	\$ 1,700,600	\$ 1,677,624	\$ 689,719	\$ 376,998	\$ -	\$ -	\$ -	\$ -	\$ 1,066,117	62.69%
	Total			\$ 7,982,113	\$ 7,959,187	\$ -	\$ -	\$ -	\$ -	\$ -	\$ -	\$ -	
CUNNINGHAM ELEMENTARY SCHOOL	Architect	18185	PAGE SOUTHERLAND PAGE	\$ 600,660	\$ 600,660	\$ -	\$ -	\$ -	\$ -	\$ 72,728	\$ 19,660	\$ 92,388	15.39%
CUNNINGHAM ELEMENTARY SCHOOL	CMAR	50632	DRYMALLA CONSTRUCTION CO.	\$ 12,242,934	\$ 12,242,934	\$ -	\$ -	\$ -	\$ -	\$ 2,643,313	\$ 1,565,783	\$ 4,209,096	34.38%
CUNNINGHAM ELEMENTARY SCHOOL	Other	0	VARIOUS VENDORS	\$ 3,110,736	\$ 3,107,619	\$ 823,902	\$ 398,045	\$ -	\$ -	\$ -	\$ -	\$ 1,221,946	39.28%
	Total			\$ 15,954,126	\$ 15,951,010	\$ -	\$ -	\$ -	\$ -	\$ -	\$ -	\$ -	
DAVIS HIGH SCHOOL	Architect	42709	PDG, INC.	\$ 327,057	\$ 327,057	\$ -	\$ -	\$ -	\$ -	\$ -	\$ -	\$ 67,841	20.74%
DAVIS HIGH SCHOOL	CSP Contractor	61418	STATE CONSTRUCTION, L. P.	\$ 3,894,100	\$ 3,894,100	\$ -	\$ -	\$ -	\$ -	\$ 1,773,563	\$ 418,846	\$ 2,192,409	56.30%
DAVIS HIGH SCHOOL	Other	0	VARIOUS VENDORS	\$ 662,852	\$ 662,852	\$ 96,343	\$ 50,272	\$ -	\$ -	\$ -	\$ -	\$ 146,615	22.12%
	Total			\$ 4,884,009	\$ 4,884,009	\$ -	\$ -	\$ -	\$ -	\$ -	\$ -	\$ -	
DEANDIA ELEMENTARY SCHOOL	Architect	18703	PROZIGN ARCHITECTS INC.	\$ 628,184	\$ 623,178	\$ -	\$ -	\$ -	\$ -	\$ 138,570	\$ 16,688	\$ 155,258	24.72%
DEANDIA ELEMENTARY SCHOOL	CMAR	87068	TURNER CONSTRUCTION COMPANY	\$ 441,635	\$ -	\$ -	\$ -	\$ -	\$ -	\$ 774,213	\$ -	\$ 774,213	175.11%
DEANDIA ELEMENTARY SCHOOL	Other	0	VARIOUS VENDORS	\$ 14,345,942	\$ 14,345,942	\$ 579,795	\$ 311,216	\$ -	\$ -	\$ -	\$ -	\$ 891,011	6.21%
	Total			\$ 15,415,761	\$ 179,814,862	\$ -	\$ -	\$ -	\$ -	\$ -	\$ -	\$ -	
DECHAUMES ELEMENTARY SCHOOL	Architect	29219	ARCITEC ASSOCIATES, INC.	\$ 852,537	\$ 852,537	\$ -	\$ -	\$ 50,576	\$ 195,100	\$ -	\$ -	\$ 852,537	100.00%
DECHAUMES ELEMENTARY SCHOOL	CMAR	85878	DURDTECH, LP	\$ 12,547,694	\$ 12,547,694	\$ -	\$ -	\$ -	\$ -	\$ -	\$ -	\$ -	0.00%
DECHAUMES ELEMENTARY SCHOOL	Other	0	VARIOUS VENDORS	\$ 4,589,268	\$ 4,589,268	\$ 1,101,736	\$ 322,819	\$ -	\$ -	\$ -	\$ -	\$ 1,424,555	31.00%
	Total			\$ 17,989,298	\$ 17,979,723	\$ 196,914	\$ 465	\$ -	\$ -	\$ -	\$ -	\$ 197,369	95.42%
EMERSON ELEMENTARY SCHOOL	Other	0	VARIOUS VENDORS	\$ 206,844	\$ 155,012	\$ -	\$ -	\$ -	\$ -	\$ -	\$ -	\$ -	
	Total			\$ 206,844	\$ 155,012	\$ -	\$ -	\$ -	\$ -	\$ -	\$ -	\$ -	
FIELD ELEMENTARY SCHOOL	Architect	69307	HILL & SWART ARCHITECTS, INC.	\$ 53,123	\$ 53,123	\$ -	\$ -	\$ -	\$ -	\$ -	\$ -	\$ 53,123	100.00%
FIELD ELEMENTARY SCHOOL	CSP Contractor	61418	STATE CONSTRUCTION, L. P.	\$ 457,162	\$ 457,162	\$ -	\$ -	\$ -	\$ -	\$ 237,992	\$ 85,940	\$ 323,932	70.86%
FIELD ELEMENTARY SCHOOL	Other	0	VARIOUS VENDORS	\$ 133,560	\$ 133,560	\$ 55,645	\$ 13,176	\$ -	\$ -	\$ -	\$ -	\$ 68,821	51.53%
	Total			\$ 643,845	\$ 643,845	\$ -	\$ -	\$ -	\$ -	\$ -	\$ -	\$ -	
FOERSTER ELEMENTARY SCHOOL	Architect	18187	HERMES ARCHITECTS, INC.	\$ 234,270	\$ 234,270	\$ -	\$ -	\$ -	\$ -	\$ 46,193	\$ 2,326	\$ 53,519	22.85%
FOERSTER ELEMENTARY SCHOOL	CSP Contractor	22036	PRIME CONTRACTORS INC.	\$ 2,755,331	\$ 2,755,331	\$ -	\$ -	\$ -	\$ -	\$ 1,744,526	\$ 21,600	\$ 1,766,126	64.00%
FOERSTER ELEMENTARY SCHOOL	Other	0	VARIOUS VENDORS	\$ 703,834	\$ 703,834	\$ 110,525	\$ 164,585	\$ -	\$ -	\$ -	\$ -	\$ 275,111	38.17%
	Total			\$ 3,708,035	\$ 3,693,071	\$ -	\$ -	\$ -	\$ -	\$ -	\$ -	\$ -	
FONDREN MIDDLE SCHOOL	Architect	43167	SHW GROUP, INC.	\$ 131,097	\$ 131,097	\$ -	\$ -	\$ -	\$ -	\$ -	\$ -	\$ -	
FONDREN MIDDLE SCHOOL	CSP Contractor	61418	STATE CONSTRUCTION, L. P.	\$ 1,502,374	\$ 1,502,374	\$ -	\$ -	\$ -	\$ -	\$ -	\$ -	\$ -	
FONDREN MIDDLE SCHOOL	Other	0	VARIOUS VENDORS	\$ 393,144	\$ 393,144	\$ 154,110	\$ 93,702	\$ -	\$ -	\$ -	\$ -	\$ 247,813	63.03%
	Total			\$ 2,026,614	\$ 2,024,637	\$ -	\$ -	\$ -	\$ -	\$ -	\$ -	\$ -	
FONVILLE MIDDLE SCHOOL	Architect	43325	PRK ARCHITECTS	\$ 564,282	\$ 564,282	\$ -	\$ -	\$ -	\$ -	\$ 109,025	\$ -	\$ 109,025	19.32%
FONVILLE MIDDLE SCHOOL	CSP Contractor	22036	PRIME CONTRACTORS INC.	\$ 6,767,433	\$ 6,767,433	\$ -	\$ -	\$ -	\$ -	\$ 3,071,810	\$ 122,183	\$ 3,193,993	47.20%
FONVILLE MIDDLE SCHOOL	Other	0	VARIOUS VENDORS	\$ 1,558,331	\$ 1,558,331	\$ 163,170	\$ -	\$ -	\$ -	\$ 11,198	\$ 2,200	\$ 548,318	35.19%
	Total			\$ 8,889,946	\$ 8,889,946	\$ -	\$ -	\$ -	\$ -	\$ -	\$ -	\$ -	
FROST ELEMENTARY SCHOOL	Architect	34380	RDC ARCHITECTS	\$ 875,044	\$ 875,044	\$ 875,044	\$ -	\$ 325,000	\$ 23,750	\$ -	\$ -	\$ 875,044	100.00%
FROST ELEMENTARY SCHOOL	CMAR	86036	CADENCE MECHANIC CONSTRUCTION CO.	\$ 12,317,867	\$ 12,317,867	\$ -	\$ -	\$ -	\$ -	\$ 2,993,217	\$ 364,618	\$ 3,357,836	27.22%
FROST ELEMENTARY SCHOOL	Other	0	VARIOUS VENDORS	\$ 1,712,955	\$ 1,719,031	\$ 734,959	\$ 307,358	\$ -	\$ -	\$ -	\$ -	\$ 1,042,317	59.63%
	Total			\$ 14,900,866	\$ 14,951,943	\$ -	\$ -	\$ -	\$ -	\$ -	\$ -	\$ -	
GRADY MIDDLE SCHOOL	Architect	66051	GINSLER	\$ 701,614	\$ 697,954	\$ -	\$ -	\$ -	\$ -	\$ 164,765	\$ 12,000	\$ 176,765	25.19%
GRADY MIDDLE SCHOOL	CMAR	49451	SATTERFIELD & PONTIKES CONST.	\$ 9,653,001	\$ 9,653,001	\$ -	\$ -	\$ -	\$ -	\$ 1,711,922	\$ 488,853	\$ 2,200,775	22.80%
GRADY MIDDLE SCHOOL	Other	0	VARIOUS VENDORS	\$ 2,354,868	\$ 2,345,368	\$ 1,046,908	\$ 208,913	\$ 177,949	\$ -	\$ -	\$ -	\$ 1,255,816	53.33%
	Total			\$ 12,709,482	\$ 12,696,322	\$ -	\$ -	\$ -	\$ -	\$ -	\$ -	\$ -	
HENRY MIDDLE SCHOOL	Architect	43325	PRK ARCHITECTS	\$ 106,441	\$ 106,441	\$ -	\$ -	\$ -	\$ -	\$ 15,458	\$ -	\$ 15,458	14.52%
HENRY MIDDLE SCHOOL	CSP Contractor	22036	PRIME CONTRACTORS INC.	\$ 1,735,068	\$ 1,735,068	\$ -	\$ -	\$ -	\$ -	\$ -	\$ -	\$ -	0.00%
HENRY MIDDLE SCHOOL	Other	0	VARIOUS VENDORS	\$ 246,869	\$ 246,869	\$ 106,036	\$ 761	\$ -	\$ -	\$ -	\$ -	\$ 108,602	43.99%
	Total			\$ 2,088,378	\$ 2,088,378	\$ -	\$ -	\$ -	\$ -	\$ -	\$ -	\$ -	
HEROD ELEMENTARY SCHOOL	Architect	46141	JOHN KIRKSEY ASSOCIATES INC.	\$ 909,745	\$ 909,745	\$ -	\$ -	\$ -	\$ -	\$ 26,325	\$ 161,210	\$ 187,535	20.61%
HEROD ELEMENTARY SCHOOL	CMAR	85070	ANSLOW BRYANT CONSTRUCTION, LTD.	\$ 12,118,104	\$ 12,118,104	\$ -	\$ -	\$ -	\$ -	\$ 2,352,486	\$ 226,562	\$ 2,579,048	21.28%
HEROD ELEMENTARY SCHOOL	Other	0	VARIOUS VENDORS	\$ 2,464,097	\$ 2,464,097	\$ 821,861	\$ 393,392	\$ -	\$ -	\$ -	\$ -	\$ 1,215,253	49.33%
	Total			\$ 15,491,945	\$ 15,491,945	\$ -	\$ -	\$ -	\$ -	\$ -	\$ -	\$ -	
HORN ELEMENTARY SCHOOL	Architect	42900	ENGLISH + ASSOCIATES ARCHITECTS, IN	\$ 912,945	\$ 898,885	\$ 912,945	\$ -	\$ -	\$ -	\$ -	\$ -	\$ 912,945	100.00%
HORN ELEMENTARY SCHOOL	CMAR	50632	DRYMALLA CONSTRUCTION CO.	\$ 12,299,771	\$ 12,299,771	\$ -	\$ -	\$ -	\$ -	\$ 261,916	\$ 1,779,732	\$ 2,041,648	16.60%
HORN ELEMENTARY SCHOOL	Other	0	VARIOUS VENDORS	\$ 1,879,940	\$ 1,872,552	\$ 748,582	\$ 313,079	\$ -	\$ -	\$ -	\$ -	\$ 1,061,661	56.47%
	Total			\$ 15,092,657	\$ 15,071,109	\$ -	\$ -	\$ -	\$ -	\$ -	\$ -	\$ -	
JONES HIGH SCHOOL	Architect	28929	STOA INTERNATIONAL ARCHITECTS, INC.	\$ 247,862	\$ 247,862	\$ -	\$ -	\$ 33,950	\$ -	\$ -	\$ -	\$ 247,862	100.00%
JONES HIGH SCHOOL	CSP Contractor	22036	PRIME CONTRACTORS INC.	\$ 3,165,192	\$ 3,165,192	\$ -	\$ -	\$ -	\$ -	\$ -	\$ -	\$ -	
JONES HIGH SCHOOL	Other	0	VARIOUS VENDORS	\$ 1,530,264	\$ 1,530,264	\$ 84,260	\$ 95,791	\$ -	\$ -	\$ -	\$ -	\$ 180,051	11.72%
	Total			\$ 4,949,751	\$ 4,943,206	\$ -	\$ -	\$ -	\$ -	\$ -	\$ -	\$ -	
KASHMERE HIGH SCHOOL	Architect	84380	SMITH & COMPANY ARCHITECTS, INC.	\$ 176,363	\$ 135,942	\$ 176,363	\$ -	\$ -	\$ -	\$ -	\$ -	\$ 176,363	100.00%
KASHMERE HIGH SCHOOL	CSP Contractor	48141	COMPLEX CORPORATION	\$ 1,292,489	\$ 1,292,489	\$ 1,292,489	\$ 24,080	\$ -	\$ -	\$ -	\$ -	\$ 1,292,489	100.00%
KASHMERE HIGH SCHOOL	Other	0	VARIOUS VENDORS	\$ 1,031,631	\$ 967,390	\$ 157,214	\$ 101,795	\$ 2,787	\$ -	\$ -	\$ -	\$ 259,008	25.11%
	Total			\$ 2,500,985	\$ 2,395,621	\$ -	\$ -	\$ -	\$ -	\$ -	\$ -	\$ -	
KELSO ELEMENTARY SCHOOL	Architect	84380	SOUTH & COMPANY ARCHITECTS, INC.	\$ 57,391	\$ 56,666	\$ 57,391	\$ -	\$ 18,134	\$ -	\$ -	\$ -	\$ 57,391	100.00%
KELSO ELEMENTARY SCHOOL	CSP Contractor	52887	DT CONSTRUCTION	\$ 704,745	\$ 704,745	\$ -	\$ -	\$ -	\$ -	\$ 266,126	\$ 626,932	\$ 893,058	126.72%
KELSO ELEMENTARY SCHOOL	Other	0	VARIOUS VENDORS	\$ 2,734,423	\$ 2,734,423	\$ 152,318	\$ 16,906	\$ -	\$ -	\$ -	\$ -	\$ 169,224	61.89%
	Total			\$ 1,055,559	\$ 1,032,729	\$ -	\$ -	\$ -	\$ -	\$ -	\$ -	\$ -	
LANIER MIDDLE SCHOOL	Architect	28883	Nrtec Corporation	\$ 98,718	\$ 98,718	\$ 98,718	\$ -	\$ -	\$ -	\$ -	\$ -	\$ 98,718	100.00%
LANIER MIDDLE SCHOOL	CSP Contractor	22036	PRIME CONTRACTORS INC.	\$ 1,059,791	\$ 1,059,791	\$ -	\$ -	\$ -	\$ -	\$ 175,983	\$ 537,145	\$ 713,128	67.29%
LANIER MIDDLE SCHOOL	Other	0	VARIOUS VENDORS	\$ 411,086	\$ 411,086	\$ 108,708	\$ 25,854	\$ -	\$ -	\$ -	\$ -	\$ 134,562	32.73%
	Total			\$ 1,569,595	\$ 1,569,595	\$ -	\$ -	\$ -	\$ -	\$ -	\$ -	\$ -	

School Name	Vendor / Project Type	VID	Vendor Name	Contracted Amount	Payments to Date	First Tier MBE Spend	First Tier WBE Spend	Additional MBE Spend	Additional WBE Spend	Second Tier MBE Spend	Second Tier WBE Spend	Total M/WBE Commitment Amount	Total M/WBE Committed Percentage
LEE HIGH SCHOOL	Architect	84380	SMITH & COMPANY ARCHITECTS, INC.	\$ 172,227	\$ 167,408	\$ 172,227	\$ -	\$ 73,757	\$ -	\$ -	\$ -	\$ 172,227	100.00%
LEE HIGH SCHOOL	GSP Contractor	860361	CADENCE MCHANIE CONSTRUCTION CO.	\$ 1,055,866	\$ 1,055,866	\$ -	\$ -	\$ -	\$ -	\$ 392,836	\$ -	\$ 392,836	37.23%
LEE HIGH SCHOOL	Other		VARIOUS VENDORS	\$ 1,442,655	\$ 1,434,189	\$ 231,399	\$ 126,234	\$ -	\$ -	\$ -	\$ 780	\$ 358,413	24.84%
Total				\$ 2,670,168	\$ 2,656,863	\$ -	\$ 1,101,510	\$ -	\$ 26,800	\$ -	\$ -	\$ 1,101,510	100.00%
LEWIS ELEMENTARY SCHOOL	Architect	19286	MOLINA WALKER ARCHITECTS, INC.	\$ 1,101,510	\$ 1,101,510	\$ -	\$ -	\$ -	\$ -	\$ -	\$ -	\$ 1,101,510	100.00%
LEWIS ELEMENTARY SCHOOL	CMAR	50632	DIRWALLA CONSTRUCTION CO.	\$ 13,526,943	\$ 13,524,943	\$ -	\$ -	\$ -	\$ -	\$ 3,423,380	\$ 1,000,408	\$ 4,423,788	32.70%
LEWIS ELEMENTARY SCHOOL	Other		VARIOUS VENDORS	\$ 8,189,015	\$ 8,188,228	\$ 1,119,348	\$ 633,854	\$ -	\$ -	\$ -	\$ -	\$ 1,753,201	21.41%
Total				\$ 22,817,068	\$ 22,814,681	\$ -	\$ -	\$ -	\$ -	\$ 2,900	\$ -	\$ 2,900	0.50%
LONG MIDDLE SCHOOL	Architect	59798	VLK ARCHITECTS	\$ 585,621	\$ 584,565	\$ -	\$ -	\$ -	\$ -	\$ 2,900	\$ -	\$ 2,900	0.50%
LONG MIDDLE SCHOOL	GSP Contractor	78064	FORT BEND MECHANICAL LTD.	\$ 6,714,309	\$ 6,680,407	\$ -	\$ -	\$ -	\$ -	\$ 135,770	\$ 1,978,504	\$ 1,978,504	29.47%
LONG MIDDLE SCHOOL	Other		VARIOUS VENDORS	\$ 2,447,119	\$ 2,392,773	\$ 664,245	\$ 373,884	\$ 60,750	\$ -	\$ -	\$ -	\$ 1,038,129	42.42%
Total				\$ 9,747,048	\$ 9,657,745	\$ -	\$ 11,075	\$ -	\$ -	\$ -	\$ -	\$ 51,675	100.00%
LOVE ELEMENTARY SCHOOL	Architect	28883	Nitex Corporation	\$ 51,075	\$ 51,075	\$ -	\$ -	\$ -	\$ -	\$ -	\$ -	\$ 51,075	100.00%
LOVE ELEMENTARY SCHOOL	GSP Contractor	22036	PRIME CONTRACTORS INC	\$ 694,585	\$ 694,585	\$ -	\$ -	\$ -	\$ -	\$ -	\$ -	\$ -	0.00%
LOVE ELEMENTARY SCHOOL	Other		VARIOUS VENDORS	\$ 131,882	\$ 131,882	\$ 67,293	\$ 15,902	\$ -	\$ -	\$ -	\$ -	\$ 82,795	62.83%
Total				\$ 878,001	\$ 878,001	\$ -	\$ -	\$ -	\$ -	\$ -	\$ -	\$ 82,795	62.83%
LOVETT ELEMENTARY SCHOOL	Architect	17881	PGAL	\$ 957,976	\$ 957,976	\$ -	\$ -	\$ -	\$ -	\$ 221,460	\$ 141,750	\$ 363,210	37.91%
LOVETT ELEMENTARY SCHOOL	CMAR	50632	DIRWALLA CONSTRUCTION CO.	\$ 12,477,824	\$ 12,477,824	\$ -	\$ -	\$ -	\$ -	\$ 1,496,469	\$ 183,483	\$ 1,681,952	13.48%
LOVETT ELEMENTARY SCHOOL	Other		VARIOUS VENDORS	\$ 2,847,504	\$ 2,845,588	\$ 797,937	\$ 325,939	\$ -	\$ -	\$ -	\$ -	\$ 1,123,876	39.47%
Total				\$ 16,283,303	\$ 16,281,186	\$ -	\$ -	\$ -	\$ -	\$ -	\$ -	\$ 1,123,876	39.47%
MARSHALL MIDDLE SCHOOL	Architect	42709	PDG, INC	\$ 288,437	\$ 288,437	\$ -	\$ -	\$ -	\$ -	\$ -	\$ -	\$ 288,437	40.67%
MARSHALL MIDDLE SCHOOL	GSP Contractor	61418	STATE CONSTRUCTION, L. P.	\$ 3,074,311	\$ 3,074,311	\$ -	\$ -	\$ -	\$ -	\$ 1,682,413	\$ 418,846	\$ 2,101,259	68.42%
MARSHALL MIDDLE SCHOOL	Other		VARIOUS VENDORS	\$ 1,864,436	\$ 1,859,876	\$ 283,751	\$ 121,998	\$ 600	\$ -	\$ -	\$ -	\$ 405,748	21.76%
Total				\$ 5,224,184	\$ 5,219,624	\$ -	\$ -	\$ -	\$ -	\$ -	\$ -	\$ 43,403	34.14%
MARTINEZ, C. ELEMENTARY SCHOOL	Architect	42709	PDG, INC	\$ 127,145	\$ 127,145	\$ -	\$ -	\$ -	\$ -	\$ -	\$ -	\$ 127,145	100.00%
MARTINEZ, C. ELEMENTARY SCHOOL	GSP Contractor	61418	STATE CONSTRUCTION, L. P.	\$ 1,710,066	\$ 1,710,066	\$ -	\$ -	\$ -	\$ -	\$ -	\$ -	\$ -	0.00%
MARTINEZ, C. ELEMENTARY SCHOOL	Other		VARIOUS VENDORS	\$ 682,612	\$ 682,612	\$ 116,828	\$ 40,381	\$ -	\$ -	\$ -	\$ -	\$ 157,210	23.03%
Total				\$ 2,519,823	\$ 2,519,823	\$ -	\$ -	\$ -	\$ -	\$ -	\$ -	\$ 157,210	23.03%
MCMANARA ELEMENTARY SCHOOL	Architect	42709	PDG, INC	\$ 148,674	\$ 148,674	\$ -	\$ -	\$ -	\$ -	\$ 40,314	\$ 40,314	\$ 40,314	27.13%
MCMANARA ELEMENTARY SCHOOL	GSP Contractor	78064	FORT BEND MECHANICAL LTD.	\$ 1,542,905	\$ 1,542,905	\$ -	\$ -	\$ -	\$ -	\$ 325,591	\$ 326,115	\$ 649,706	42.11%
MCMANARA ELEMENTARY SCHOOL	Other		VARIOUS VENDORS	\$ 381,227	\$ 381,227	\$ 93,281	\$ 48,073	\$ -	\$ -	\$ -	\$ -	\$ 141,954	37.20%
Total				\$ 2,072,806	\$ 2,072,806	\$ -	\$ -	\$ -	\$ -	\$ -	\$ -	\$ 56,336	100.00%
MEMORIAL ELEMENTARY SCHOOL	Architect	69307	HILL & SWART ARCHITECTS, INC	\$ 56,336	\$ 56,336	\$ 56,336	\$ -	\$ -	\$ -	\$ -	\$ -	\$ 56,336	100.00%
MEMORIAL ELEMENTARY SCHOOL	GSP Contractor	61418	STATE CONSTRUCTION, L. P.	\$ 615,577	\$ 615,577	\$ -	\$ -	\$ -	\$ -	\$ -	\$ -	\$ -	0.00%
MEMORIAL ELEMENTARY SCHOOL	Other		VARIOUS VENDORS	\$ 110,959	\$ 110,959	\$ 51,102	\$ 12,285	\$ -	\$ -	\$ -	\$ -	\$ 63,387	57.13%
Total				\$ 782,873	\$ 782,873	\$ -	\$ -	\$ -	\$ -	\$ -	\$ -	\$ 63,387	57.13%
MILNE ELEMENTARY SCHOOL	Architect	43167	SHV GROUP, INC.	\$ 181,089	\$ 181,089	\$ -	\$ -	\$ -	\$ -	\$ 10,000	\$ 69,112	\$ 79,112	43.69%
MILNE ELEMENTARY SCHOOL	GSP Contractor	61418	STATE CONSTRUCTION, L. P.	\$ 2,084,916	\$ 2,084,916	\$ -	\$ -	\$ -	\$ -	\$ 628,396	\$ 30,144	\$ 628,396	30.14%
MILNE ELEMENTARY SCHOOL	Other		VARIOUS VENDORS	\$ 325,186	\$ 325,186	\$ 89,673	\$ 56,905	\$ -	\$ -	\$ -	\$ -	\$ 146,578	45.08%
Total				\$ 2,591,211	\$ 2,492,599	\$ -	\$ -	\$ -	\$ -	\$ -	\$ -	\$ 146,578	45.08%
NORTHLINE ELEMENTARY SCHOOL	Architect	43167	SHV GROUP, INC	\$ 217,937	\$ 217,937	\$ -	\$ -	\$ -	\$ -	\$ 31,123	\$ 93,950	\$ 125,073	57.50%
NORTHLINE ELEMENTARY SCHOOL	GSP Contractor	52387	DOT CONSTRUCTION	\$ 2,741,789	\$ 2,741,789	\$ -	\$ -	\$ -	\$ -	\$ 675,569	\$ 206,995	\$ 888,564	32.41%
NORTHLINE ELEMENTARY SCHOOL	Other		VARIOUS VENDORS	\$ 617,624	\$ 617,624	\$ 146,666	\$ 101,457	\$ 4,840	\$ -	\$ -	\$ -	\$ 248,122	38.96%
Total				\$ 3,596,129	\$ 3,576,778	\$ -	\$ -	\$ -	\$ -	\$ 98,000	\$ -	\$ 98,000	43.32%
OSBORNE ELEMENTARY SCHOOL	Architect	17881	PGAL	\$ 226,238	\$ 222,228	\$ -	\$ -	\$ -	\$ -	\$ -	\$ -	\$ -	0.00%
OSBORNE ELEMENTARY SCHOOL	GSP Contractor	22036	PRIME CONTRACTORS INC	\$ 2,985,268	\$ 2,985,268	\$ -	\$ -	\$ -	\$ -	\$ 11,708,203	\$ -	\$ 11,708,203	392.20%
OSBORNE ELEMENTARY SCHOOL	Other		VARIOUS VENDORS	\$ 831,615	\$ 823,235	\$ 179,091	\$ 100,571	\$ 1,551	\$ -	\$ -	\$ -	\$ 279,662	33.63%
Total				\$ 4,043,121	\$ 4,030,731	\$ -	\$ -	\$ -	\$ -	\$ 85,000	\$ -	\$ 85,000	13.40%
PECK ELEMENTARY SCHOOL	Architect	67320	TAFT ARCHITECTS	\$ 634,106	\$ 634,106	\$ -	\$ -	\$ -	\$ -	\$ 718,608	\$ 350,056	\$ 1,068,664	167.75%
PECK ELEMENTARY SCHOOL	CMAR	87068	TURNER CONSTRUCTION COMPANY	\$ 204,935	\$ 175,558	\$ -	\$ -	\$ -	\$ -	\$ -	\$ -	\$ -	0.00%
PECK ELEMENTARY SCHOOL	Other		VARIOUS VENDORS	\$ 16,350,227	\$ 16,310,003	\$ 670,380	\$ 355,021	\$ -	\$ -	\$ -	\$ -	\$ 1,026,001	6.28%
Total				\$ 17,189,268	\$ 17,119,667	\$ -	\$ -	\$ -	\$ -	\$ -	\$ -	\$ 1,026,001	6.28%
POE ELEMENTARY SCHOOL	Architect	28883	Nitex Corporation	\$ 116,021	\$ 116,021	\$ -	\$ -	\$ -	\$ -	\$ -	\$ -	\$ 116,021	100.00%
POE ELEMENTARY SCHOOL	GSP Contractor	22036	PRIME CONTRACTORS INC	\$ 1,631,971	\$ 1,631,971	\$ -	\$ -	\$ -	\$ -	\$ -	\$ -	\$ -	0.00%
POE ELEMENTARY SCHOOL	Other		VARIOUS VENDORS	\$ 104,143	\$ 104,143	\$ 50,824	\$ 15,948	\$ -	\$ -	\$ -	\$ -	\$ 66,772	64.12%
Total				\$ 1,852,143	\$ 1,852,143	\$ -	\$ -	\$ -	\$ -	\$ -	\$ -	\$ 66,772	64.12%
ROOSEVELT ELEMENTARY SCHOOL	Architect	66028	RWS ARCHITECTS, INC.	\$ 637,720	\$ 637,720	\$ -	\$ 637,720	\$ -	\$ 181,285	\$ -	\$ -	\$ 637,720	100.00%
ROOSEVELT ELEMENTARY SCHOOL	CMAR	68306	GAMMA CONSTRUCTION COMPANY INC.	\$ 12,572,833	\$ 12,572,833	\$ -	\$ -	\$ -	\$ -	\$ 1,107,311	\$ 6,500	\$ 1,113,811	8.89%
ROOSEVELT ELEMENTARY SCHOOL	Other		VARIOUS VENDORS	\$ 2,638,505	\$ 2,600,469	\$ 757,835	\$ 291,551	\$ -	\$ -	\$ -	\$ -	\$ 1,049,405	39.77%
Total				\$ 15,799,057	\$ 15,761,022	\$ -	\$ -	\$ -	\$ -	\$ -	\$ -	\$ 1,049,405	39.77%
SHADOWBRIAR ELEMENTARY SCHOOL	Architect	16620	PMP ARCHITECTS	\$ 116,269	\$ 116,269	\$ -	\$ -	\$ -	\$ -	\$ -	\$ -	\$ 116,269	37.77%
SHADOWBRIAR ELEMENTARY SCHOOL	GSP Contractor	84095	HORIZON INTERNATIONAL GROUP	\$ 1,498,950	\$ 1,498,950	\$ 1,498,950	\$ -	\$ 144,561	\$ -	\$ -	\$ -	\$ 1,498,950	100.00%
SHADOWBRIAR ELEMENTARY SCHOOL	Other		VARIOUS VENDORS	\$ 299,171	\$ 299,171	\$ 179,729	\$ 13,882	\$ -	\$ -	\$ -	\$ -	\$ 193,611	64.72%
Total				\$ 1,914,390	\$ 1,914,389	\$ -	\$ -	\$ -	\$ -	\$ -	\$ -	\$ 193,611	64.72%
VALLEY WEST ELEMENTARY SCHOOL	Architect	16620	PMP ARCHITECTS	\$ 407,100	\$ 407,100	\$ -	\$ -	\$ -	\$ -	\$ -	\$ -	\$ -	0.00%
VALLEY WEST ELEMENTARY SCHOOL	CMAR	49451	SATTERFIELD & PONTIKES CONST.	\$ 5,461,025	\$ 5,461,025	\$ -	\$ -	\$ -	\$ -	\$ 4,475,374	\$ -	\$ 4,475,374	81.95%
VALLEY WEST ELEMENTARY SCHOOL	Other		VARIOUS VENDORS	\$ 2,359,421	\$ 2,352,518	\$ 493,494	\$ 217,880	\$ -	\$ -	\$ -	\$ -	\$ 711,374	30.15%
Total				\$ 8,227,546	\$ 8,221,343	\$ -	\$ -	\$ -	\$ -	\$ -	\$ -	\$ 711,374	30.15%
WEICH MIDDLE SCHOOL	Architect	18187	HERMES ARCHITECTS, INC	\$ 344,450	\$ 344,450	\$ -	\$ -	\$ -	\$ -	\$ 75,367	\$ 11,954	\$ 87,321	25.35%
WEICH MIDDLE SCHOOL	GSP Contractor	22036	PRIME CONTRACTORS INC.	\$ 4,486,475	\$ 4,486,475	\$ -	\$ -	\$ -	\$ -	\$ -	\$ -	\$ -	0.00%
WEICH MIDDLE SCHOOL	Other		VARIOUS VENDORS	\$ 1,049,588	\$ 1,049,588	\$ 140,393	\$ 96,290	\$ -	\$ -	\$ -	\$ -	\$ 236,683	22.55%
Total				\$ 5,880,514	\$ 5,880,514	\$ -	\$ -	\$ -	\$ -	\$ -	\$ -	\$ 236,683	22.55%

BUSINESS ASSISTANCE (M/WBE)

2007 BOND REPORT

School Name	Vendor / Project Type	VID	Vendor Name	Contracted Amount	Payments to Date	First Tier MBE Spend	First Tier WBE Spend	Additional MBE Spend	Additional WBE Spend	Second Tier MBE Spend	Second Tier WBE Spend	Total M/WBE Commitment Amount	Total M/WBE Committed Percentage
WHARTON K-8 DUAL LANGUAGE ACADEMY	Architect	84.538	PARRIA DESIGN GROUP, LTD.	\$ 46,800	\$ 46,800	\$ 46,800	\$ -	\$ -	\$ -	\$ -	\$ -	\$ 46,800	100.00%
WHARTON K-8 DUAL LANGUAGE ACADEMY	Other		VARIOUS VENDORS	\$ 883,653	\$ 857,165	\$ 554,940	\$ 4,320	\$ -	\$ -	\$ -	\$ -	\$ 559,260	63.29%
			Total	\$ 930,453	\$ 903,965			\$ 77,108	\$ -	\$ -	\$ -	\$ 192,417	100.00%
WHITE ELEMENTARY SCHOOL	Architect	84.890	SMITH & COMPANY ARCHITECTS, INC.	\$ 192,171	\$ 186,021	\$ 192,171	\$ -	\$ -	\$ -	\$ -	\$ -	\$ 192,171	100.00%
WHITE ELEMENTARY SCHOOL	GSP Contractor	860.951	CADENCE WISHSANE CONSTRUCTION CO.	\$ 2,425,698	\$ 2,425,698	\$ -	\$ -	\$ -	\$ -	\$ 1,275,656	\$ -	\$ 1,275,656	52.59%
WHITE ELEMENTARY SCHOOL	Other		VARIOUS VENDORS	\$ 353,024	\$ 352,073	\$ 75,730	\$ 51,280	\$ -	\$ -	\$ -	\$ 2,978	\$ 129,989	36.76%
			Total	\$ 2,971,539	\$ 2,964,193			\$ -	\$ -	\$ -	\$ -	\$ 74,032	23.87%
ALCOTT ELEMENTARY SCHOOL	Architect	67438	MERRIMAN HOLT ARCHITECTS	\$ 310,160	\$ 309,877	\$ -	\$ -	\$ -	\$ -	\$ 74,032	\$ -	\$ 74,032	23.87%
ALCOTT ELEMENTARY SCHOOL	GSP Contractor	22036	PRIME CONTRACTORS INC.	\$ 3,892,837	\$ 3,892,837	\$ -	\$ -	\$ -	\$ -	\$ 1,144,359	\$ 889,599	\$ 2,033,958	52.25%
ALCOTT ELEMENTARY SCHOOL	Other		VARIOUS VENDORS	\$ 397,296	\$ 386,107	\$ 205,729	\$ -	\$ -	\$ -	\$ -	\$ -	\$ 205,729	51.78%
			Total	\$ 4,600,294	\$ 4,588,821			\$ -	\$ -	\$ -	\$ -	\$ 144,500	21.37%
ALLEN ELEMENTARY SCHOOL	Architect	17880	MATRIX SPENCER INC.	\$ 676,101	\$ 676,101	\$ -	\$ -	\$ -	\$ -	\$ 144,500	\$ -	\$ 144,500	21.37%
ALLEN ELEMENTARY SCHOOL	Other		VARIOUS VENDORS	\$ 11,699,367	\$ 11,699,367	\$ 11,699,367	\$ 241,976	\$ 877,421	\$ -	\$ -	\$ -	\$ 11,699,367	100.00%
			Total	\$ 12,375,468	\$ 12,375,468			\$ 1,125,398	\$ 877,421	\$ -	\$ -	\$ 1,125,398	9.10%
ATHERTON ELEMENTARY SCHOOL	Architect	67313	ODG ARCHITECTURE	\$ 616,350	\$ 616,350	\$ 616,350	\$ -	\$ -	\$ -	\$ -	\$ -	\$ 616,350	100.00%
ATHERTON ELEMENTARY SCHOOL	Other		VARIOUS VENDORS	\$ 12,926,071	\$ 12,922,201	\$ -	\$ -	\$ -	\$ -	\$ -	\$ -	\$ -	0.00%
			Total	\$ 13,542,421	\$ 13,538,551			\$ -	\$ -	\$ -	\$ -	\$ 616,350	4.55%
ATTACKS MIDDLE SCHOOL	Architect	28829	STOA INTERNATIONAL ARCHITECTS, INC.	\$ 262,709	\$ 262,412	\$ 262,709	\$ -	\$ 27,712	\$ -	\$ -	\$ -	\$ 262,709	100.00%
ATTACKS MIDDLE SCHOOL	GSP Contractor	22036	PRIME CONTRACTORS INC.	\$ 2,921,024	\$ 2,921,024	\$ -	\$ -	\$ -	\$ -	\$ 1,700,048	\$ 367,188	\$ 2,067,236	70.77%
ATTACKS MIDDLE SCHOOL	Other		VARIOUS VENDORS	\$ 456,893	\$ 455,405	\$ 120,657	\$ 4,950	\$ -	\$ -	\$ -	\$ -	\$ 125,607	27.49%
			Total	\$ 3,640,626	\$ 3,638,841			\$ -	\$ -	\$ -	\$ -	\$ 192,197	5.28%
AUSTIN HIGH SCHOOL	Architect	51251	AUTOARCH	\$ 192,197	\$ 190,280	\$ -	\$ -	\$ -	\$ -	\$ -	\$ -	\$ -	0.00%
AUSTIN HIGH SCHOOL	GSP Contractor	52387	DT CONSTRUCTION	\$ 3,023,763	\$ 3,023,763	\$ -	\$ -	\$ -	\$ -	\$ -	\$ -	\$ -	0.00%
AUSTIN HIGH SCHOOL	Other		VARIOUS VENDORS	\$ 1,196,064	\$ 1,179,188	\$ 56,073	\$ 22,926	\$ -	\$ -	\$ -	\$ 27,311	\$ 106,310	8.89%
			Total	\$ 4,412,023	\$ 4,393,231			\$ -	\$ -	\$ -	\$ -	\$ 106,310	2.41%
BELLAIRE HIGH SCHOOL	Architect	66051	GENSLER	\$ 859,078	\$ 859,078	\$ -	\$ -	\$ -	\$ -	\$ 186,425	\$ 26,060	\$ 212,485	24.72%
BELLAIRE HIGH SCHOOL	Other		VARIOUS VENDORS	\$ 11,313,331	\$ 11,311,758	\$ -	\$ -	\$ -	\$ -	\$ 3,874,074	\$ -	\$ 3,883,649	34.33%
			Total	\$ 12,172,409	\$ 12,170,836			\$ -	\$ -	\$ 3,874,074	\$ 26,060	\$ 4,097,134	33.66%
BLACK MIDDLE SCHOOL	Architect	67042	FEHR GROSSMAN COX ARCHITECTS, INC.	\$ 386,250	\$ 386,250	\$ -	\$ -	\$ -	\$ -	\$ 138,076	\$ -	\$ 138,076	35.75%
BLACK MIDDLE SCHOOL	GSP Contractor	69259	MINER-DEDERICK CONSTRUCTION	\$ 4,060,720	\$ 4,060,720	\$ -	\$ -	\$ -	\$ -	\$ 1,745,500	\$ 46,018	\$ 1,791,518	44.12%
BLACK MIDDLE SCHOOL	Other		VARIOUS VENDORS	\$ 1,253,392	\$ 1,251,520	\$ 673,039	\$ 164,577	\$ -	\$ -	\$ -	\$ -	\$ 837,616	66.83%
			Total	\$ 5,700,362	\$ 5,698,490			\$ -	\$ -	\$ -	\$ -	\$ 1,791,518	31.26%
BRIARMEADOW CHARTER	Architect	29219	ARCCTEC ASSOCIATES, INC.	\$ 29,055	\$ 29,055	\$ 29,055	\$ -	\$ -	\$ -	\$ -	\$ -	\$ 29,055	100.00%
BRIARMEADOW CHARTER	GSP Contractor	48890	PYRAMID CONSTRUCTORS, INC.	\$ 532,459	\$ 532,459	\$ -	\$ -	\$ -	\$ -	\$ 100,712	\$ -	\$ 100,712	18.91%
BRIARMEADOW CHARTER	Other		VARIOUS VENDORS	\$ 232,443	\$ 232,443	\$ 110,496	\$ 22,840	\$ 20,400	\$ -	\$ -	\$ -	\$ 133,336	57.71%
			Total	\$ 814,455	\$ 811,857			\$ 20,400	\$ -	\$ -	\$ -	\$ 133,336	16.22%
BROWNING ELEMENTARY SCHOOL	Architect	18051	AMROSE & MCENANY AND HOUSE ARCHITECTS	\$ 144,021	\$ 143,381	\$ -	\$ -	\$ -	\$ -	\$ 54,918	\$ -	\$ 54,918	37.98%
BROWNING ELEMENTARY SCHOOL	GSP Contractor	91405	RHJ-JOC(PHASE)	\$ 622,516	\$ 622,516	\$ -	\$ -	\$ -	\$ -	\$ -	\$ -	\$ 622,516	100.00%
BROWNING ELEMENTARY SCHOOL	Other		VARIOUS VENDORS	\$ 951,620	\$ 909,470	\$ -	\$ -	\$ -	\$ -	\$ -	\$ -	\$ -	0.00%
			Total	\$ 1,717,157	\$ 1,675,367			\$ -	\$ -	\$ -	\$ -	\$ 622,516	36.26%
BURNET ELEMENTARY SCHOOL	Architect	51251	AUTOARCH	\$ 73,143	\$ 73,143	\$ -	\$ -	\$ -	\$ -	\$ -	\$ -	\$ 73,143	100.00%
BURNET ELEMENTARY SCHOOL	GSP Contractor	52387	DT CONSTRUCTION	\$ 912,078	\$ 912,078	\$ -	\$ -	\$ -	\$ -	\$ -	\$ -	\$ -	0.00%
BURNET ELEMENTARY SCHOOL	Other		VARIOUS VENDORS	\$ 898,853	\$ 891,728	\$ 31,631	\$ 61,001	\$ -	\$ -	\$ -	\$ -	\$ 92,633	10.31%
			Total	\$ 1,884,073	\$ 1,778,344			\$ -	\$ -	\$ -	\$ -	\$ 92,633	4.92%
BURRUS ELEMENTARY SCHOOL	Architect	29186	LEWELYN-DAVIES SAHNI INC.	\$ 125,407	\$ 117,772	\$ 125,407	\$ -	\$ 29,259	\$ -	\$ -	\$ -	\$ 125,407	100.00%
BURRUS ELEMENTARY SCHOOL	GSP Contractor	84695	HORIZON INTERNATIONAL GROUP	\$ 1,440,721	\$ 1,440,721	\$ 1,440,721	\$ 71,611	\$ -	\$ -	\$ -	\$ -	\$ 1,440,721	100.00%
BURRUS ELEMENTARY SCHOOL	Other		VARIOUS VENDORS	\$ 790,472	\$ 756,129	\$ 173,230	\$ -	\$ -	\$ -	\$ -	\$ 400	\$ 173,630	21.97%
			Total	\$ 2,356,601	\$ 2,314,623			\$ -	\$ -	\$ -	\$ 400	\$ 173,630	7.43%
CARNEGIE VANGUARD HIGH SCHOOL	Architect	54154	REY DE LA REZA ARCHITECTS	\$ 1,714,886	\$ 1,691,440	\$ 1,714,886	\$ -	\$ 109,000	\$ 16,720	\$ -	\$ -	\$ 1,714,886	100.00%
CARNEGIE VANGUARD HIGH SCHOOL	Other		VARIOUS VENDORS	\$ 15,184,701	\$ 15,161,892	\$ -	\$ -	\$ -	\$ -	\$ 2,064,210	\$ 621,817	\$ 2,686,027	17.68%
			Total	\$ 16,899,587	\$ 16,853,332			\$ 109,000	\$ 16,720	\$ 2,064,210	\$ 621,817	\$ 2,686,027	15.92%
CARNEGIE VANGUARD HIGH SCHOOL	GSP Contractor	48890	PYRAMID CONSTRUCTORS, INC.	\$ 1,701,598	\$ 1,701,598	\$ -	\$ -	\$ -	\$ -	\$ -	\$ -	\$ -	0.00%
CARNEGIE VANGUARD HIGH SCHOOL	Other		VARIOUS VENDORS	\$ 3,488,421	\$ 3,445,002	\$ 1,000,706	\$ 342,062	\$ -	\$ -	\$ -	\$ -	\$ 1,342,768	38.50%
			Total	\$ 22,149,756	\$ 22,060,332			\$ -	\$ -	\$ -	\$ -	\$ 1,342,768	6.07%
CARRILLO ELEMENTARY SCHOOL	Architect	28832	SUSTAINA ASSOCIATES A.I.A., INC.	\$ 159,470	\$ 159,470	\$ 159,470	\$ -	\$ -	\$ -	\$ -	\$ -	\$ 159,470	100.00%
CARRILLO ELEMENTARY SCHOOL	GSP Contractor	506321	DRYMALLA CONSTRUCTION CO.	\$ 1,789,464	\$ 1,789,464	\$ -	\$ -	\$ -	\$ -	\$ 2,527,373	\$ 22,750	\$ 2,550,123	142.51%
CARRILLO ELEMENTARY SCHOOL	Other		VARIOUS VENDORS	\$ 180,660	\$ 178,955	\$ 38,510	\$ 110,728	\$ -	\$ -	\$ -	\$ -	\$ 149,238	82.61%
			Total	\$ 2,129,593	\$ 2,127,888			\$ -	\$ -	\$ -	\$ -	\$ 149,238	6.97%
CARTER CAREER CENTER	Architect	54154	REY DE LA REZA ARCHITECTS	\$ 162,338	\$ 151,175	\$ 162,338	\$ -	\$ -	\$ -	\$ -	\$ -	\$ 162,338	100.00%
CARTER CAREER CENTER	Other		VARIOUS VENDORS	\$ 1,634,951	\$ 1,629,853	\$ 724,158	\$ 252,531	\$ -	\$ -	\$ -	\$ -	\$ 976,689	59.74%
			Total	\$ 1,797,290	\$ 1,781,028			\$ -	\$ -	\$ -	\$ -	\$ 976,689	54.36%
CONTEMPORARY LEARNING CENTER HIGH SCHOOL (VWCAP)	Other		VARIOUS VENDORS	\$ 1,409,470	\$ 1,332,992	\$ 614,886	\$ 229,352	\$ 22,570	\$ -	\$ -	\$ -	\$ 844,239	59.90%
			Total	\$ 1,409,470	\$ 1,332,992			\$ 22,570	\$ -	\$ -	\$ -	\$ 844,239	59.90%
CRESPO ELEMENTARY SCHOOL	Architect	18703	PROUGH ARCHITECTS INC.	\$ 153,755	\$ 157,071	\$ -	\$ -	\$ -	\$ -	\$ 9,200	\$ 2,567	\$ 11,767	6.42%
CRESPO ELEMENTARY SCHOOL	GSP Contractor	91404	RHJ-JOC(PHASE)	\$ 701,409	\$ 701,409	\$ -	\$ -	\$ 1,088,220	\$ -	\$ -	\$ -	\$ 701,409	100.00%
CRESPO ELEMENTARY SCHOOL	Other		VARIOUS VENDORS	\$ 1,742,818	\$ 1,462,851	\$ -	\$ -	\$ -	\$ -	\$ -	\$ -	\$ -	0.00%
			Total	\$ 3,597,982	\$ 3,321,331			\$ 1,088,220	\$ -	\$ -	\$ -	\$ 701,409	19.78%

BUSINESS ASSISTANCE (M/WBE)

2007 BOND REPORT

School Name	Vendor / Project Type	VID	Vendor Name	Contracted Amount	Payments to Date	First Tier MBE Spend	First Tier WBE Spend	Additional MBE Spend	Additional WBE Spend	Second Tier MBE Spend	Second Tier WBE Spend	Total M/WBE Commitment Amount	Total M/WBE Committed Percentage
DEZAVALA ELEMENTARY SCHOOL	Architect		84358 PARRA DESIGN GROUP, LTD.	\$ 57,400	\$ 57,400	\$ 57,400	\$ -	\$ -	\$ -	\$ -	\$ -	\$ 57,400	100.00%
DE ZAVALA ELEMENTARY SCHOOL	CSP Contractor		84695 HORIZON INTERNATIONAL GROUP	\$ 536,321	\$ 536,321	\$ 536,321	\$ -	\$ -	\$ -	\$ -	\$ -	\$ 536,321	100.00%
DEZAVALA ELEMENTARY SCHOOL	Other		0 VARIOUS VENDORS	\$ 154,372	\$ 154,372	\$ 69,839	\$ -	\$ -	\$ -	\$ -	\$ -	\$ 69,839	45.24%
	Total			\$ 748,093	\$ 748,093	\$ -	\$ -	\$ -	\$ -	\$ -	\$ -	\$ -	
DURKEE ELEMENTARY SCHOOL	Architect	17881	POAL	\$ 407,953	\$ 407,953	\$ -	\$ -	\$ -	\$ -	\$ 96,000	\$ -	\$ 96,000	23.82%
DURKEE ELEMENTARY SCHOOL	CSP Contractor	22036	PRIME CONTRACTORS INC.	\$ 4,912,972	\$ 4,912,972	\$ -	\$ -	\$ -	\$ -	\$ 1,717,655	\$ -	\$ 1,717,655	34.95%
DURKEE ELEMENTARY SCHOOL	Other		0 VARIOUS VENDORS	\$ 671,346	\$ 671,346	\$ 111,723	\$ 24,992	\$ -	\$ -	\$ -	\$ 2,138	\$ 138,853	20.68%
	Total			\$ 5,992,271	\$ 5,992,271	\$ -	\$ -	\$ -	\$ -	\$ -	\$ -	\$ -	
EASTWOOD ACADEMY	Architect	18703	PROZIGN ARCHITECTS INC.	\$ 394,805	\$ 394,805	\$ -	\$ -	\$ -	\$ -	\$ 28,500	\$ 5,734	\$ 34,234	8.26%
EASTWOOD ACADEMY	CMAR	68306	GAMMA CONSTRUCTION COMPANY INC.	\$ 5,616,956	\$ 5,580,005	\$ -	\$ -	\$ -	\$ -	\$ -	\$ -	\$ -	0.00%
EASTWOOD ACADEMY	Other		0 VARIOUS VENDORS	\$ 1,059,417	\$ 940,620	\$ 468,754	\$ 73,144	\$ -	\$ -	\$ -	\$ -	\$ 541,898	51.15%
	Total			\$ 7,090,589	\$ 6,915,429	\$ -	\$ -	\$ -	\$ -	\$ -	\$ -	\$ -	
EDISON MIDDLE SCHOOL	Architect	84358	PARRA DESIGN GROUP, LTD.	\$ 58,711	\$ 58,711	\$ 58,711	\$ -	\$ -	\$ -	\$ -	\$ -	\$ 58,711	100.00%
EDISON MIDDLE SCHOOL	CSP Contractor	84695	HORIZON INTERNATIONAL GROUP	\$ 740,255	\$ 740,255	\$ 740,255	\$ -	\$ -	\$ -	\$ -	\$ -	\$ 740,255	100.00%
EDISON MIDDLE SCHOOL	Other		0 VARIOUS VENDORS	\$ 213,485	\$ 211,010	\$ 74,668	\$ 14,920	\$ -	\$ -	\$ -	\$ -	\$ 89,587	38.37%
	Total			\$ 1,012,451	\$ 1,029,976	\$ -	\$ -	\$ -	\$ -	\$ -	\$ -	\$ -	
FLEMING MIDDLE SCHOOL	Architect	29319	ARCITEC ASSOCIATES, INC.	\$ 415,155	\$ 415,155	\$ 415,155	\$ -	\$ -	\$ -	\$ -	\$ -	\$ 415,155	100.00%
FLEMING MIDDLE SCHOOL	CSP Contractor	22036	PRIME CONTRACTORS INC.	\$ 5,608,147	\$ 5,608,147	\$ -	\$ -	\$ -	\$ -	\$ 743,348	\$ 337,000	\$ 1,080,348	19.26%
FLEMING MIDDLE SCHOOL	Other		0 VARIOUS VENDORS	\$ 1,559,134	\$ 1,559,134	\$ 261,190	\$ 289,879	\$ -	\$ -	\$ -	\$ -	\$ 551,064	35.34%
	Total			\$ 7,582,716	\$ 7,582,716	\$ -	\$ -	\$ -	\$ -	\$ -	\$ -	\$ -	
FURR HIGH SCHOOL	Architect	18703	PROZIGN ARCHITECTS INC.	\$ 697,295	\$ 696,068	\$ -	\$ -	\$ -	\$ -	\$ -	\$ -	\$ -	0.00%
FURR HIGH SCHOOL	CSP Contractor	84714	JEFFREY C. STONE, INC.	\$ 2,272,085	\$ 2,187,085	\$ 343,977	\$ 493,619	\$ -	\$ -	\$ 11,812	\$ 8,293	\$ 20,105	2.88%
FURR HIGH SCHOOL	Other		0 VARIOUS VENDORS	\$ 2,285,910	\$ 2,187,085	\$ -	\$ -	\$ -	\$ -	\$ -	\$ -	\$ -	0.00%
	Total			\$ 10,255,290	\$ 10,155,205	\$ -	\$ -	\$ -	\$ -	\$ -	\$ -	\$ -	
GALLEGO'S ELEMENTARY SCHOOL	Architect	34980	RDC ARCHITECTS	\$ 187,028	\$ 183,898	\$ 187,028	\$ -	\$ 8,000	\$ 9,500	\$ -	\$ -	\$ 187,028	100.00%
GALLEGO'S ELEMENTARY SCHOOL	CSP Contractor	48890	PYRAMID CONSTRUCTORS, INC.	\$ 2,302,888	\$ 2,299,749	\$ -	\$ -	\$ -	\$ -	\$ 633,767	\$ 530,000	\$ 1,163,767	50.55%
GALLEGO'S ELEMENTARY SCHOOL	Other		0 VARIOUS VENDORS	\$ 340,441	\$ 332,660	\$ 74,503	\$ 75,070	\$ -	\$ -	\$ -	\$ -	\$ 150,173	44.09%
	Total			\$ 2,849,757	\$ 2,816,316	\$ -	\$ -	\$ -	\$ -	\$ -	\$ -	\$ -	
GARDEN OAKS ELEMENTARY SCHOOL	Other		0 VARIOUS VENDORS	\$ 147,771	\$ 127,888	\$ 94,468	\$ 460	\$ -	\$ -	\$ -	\$ -	\$ 94,918	64.45%
	Total			\$ 147,771	\$ 127,888	\$ -	\$ -	\$ -	\$ -	\$ -	\$ -	\$ -	
GRISSOM ELEMENTARY SCHOOL	Architect	84350	MBL AND ASSOCIATES, LLC	\$ 206,270	\$ 190,716	\$ 206,270	\$ -	\$ 92,422	\$ -	\$ -	\$ -	\$ 206,270	100.00%
GRISSOM ELEMENTARY SCHOOL	CSP Contractor	22036	PRIME CONTRACTORS INC.	\$ 2,958,238	\$ 2,782,538	\$ -	\$ -	\$ -	\$ -	\$ -	\$ -	\$ -	0.00%
GRISSOM ELEMENTARY SCHOOL	Other		0 VARIOUS VENDORS	\$ 260,139	\$ 185,348	\$ 83,518	\$ 49,920	\$ -	\$ -	\$ -	\$ -	\$ 133,437	51.29%
	Total			\$ 3,424,737	\$ 3,158,422	\$ -	\$ -	\$ -	\$ -	\$ -	\$ -	\$ -	
HAMILTON MIDDLE SCHOOL	Architect	18051	AMBROSE & McENANY AND HOUSE ARCHITECTS	\$ 142,173	\$ 141,224	\$ -	\$ -	\$ -	\$ -	\$ 42,725	\$ -	\$ 42,725	30.05%
HAMILTON MIDDLE SCHOOL	CSP Contractor	91405	RHJ-JOC (PRIME)	\$ 603,033	\$ 603,033	\$ 603,033	\$ -	\$ -	\$ -	\$ -	\$ -	\$ 603,033	100.00%
HAMILTON MIDDLE SCHOOL	CSP Contractor	31464	ICI CONSTRUCTION INC.	\$ 1,101,710	\$ 1,101,710	\$ -	\$ -	\$ -	\$ -	\$ -	\$ -	\$ -	0.00%
HAMILTON MIDDLE SCHOOL	Other		0 VARIOUS VENDORS	\$ 719,506	\$ 684,293	\$ 150,782	\$ 108,745	\$ -	\$ -	\$ -	\$ -	\$ 259,527	36.07%
	Total			\$ 2,608,731	\$ 2,530,260	\$ -	\$ -	\$ -	\$ -	\$ -	\$ -	\$ -	
HARRIS J. R. ELEMENTARY SCHOOL	Architect	28832	SUSTAITA ASSOCIATES A.I.A., INC.	\$ 267,265	\$ 267,265	\$ -	\$ -	\$ 9,025	\$ -	\$ -	\$ -	\$ 267,265	100.00%
HARRIS J. R. ELEMENTARY SCHOOL	CSP Contractor	506321	DYNALIA CONSTRUCTION CO.	\$ 3,115,095	\$ 3,115,095	\$ -	\$ -	\$ -	\$ -	\$ -	\$ -	\$ -	0.00%
HARRIS J. R. ELEMENTARY SCHOOL	Other		0 VARIOUS VENDORS	\$ 508,068	\$ 495,277	\$ 121,184	\$ 302,064	\$ -	\$ -	\$ -	\$ -	\$ 423,248	83.31%
	Total			\$ 3,910,427	\$ 3,898,087	\$ -	\$ -	\$ -	\$ -	\$ -	\$ -	\$ -	
HARRIS, R. P. ELEMENTARY SCHOOL	Architect	18051	AMBROSE & McENANY AND HOUSE ARCHITECTS	\$ 263,206	\$ -	\$ -	\$ -	\$ -	\$ -	\$ -	\$ -	\$ -	0.00%
HARRIS, R. P. ELEMENTARY SCHOOL	CSP Contractor	22036	PRIME CONTRACTORS INC.	\$ 2,865,938	\$ 2,865,938	\$ -	\$ -	\$ -	\$ -	\$ -	\$ -	\$ -	0.00%
HARRIS, R. P. ELEMENTARY SCHOOL	Other		0 VARIOUS VENDORS	\$ 886,542	\$ 874,035	\$ 100,407	\$ 21,188	\$ -	\$ -	\$ -	\$ -	\$ 121,594	13.72%
	Total			\$ 4,004,242	\$ 4,004,179	\$ -	\$ -	\$ -	\$ -	\$ -	\$ -	\$ -	
HARVARD ELEMENTARY SCHOOL	Architect	18051	AMBROSE & McENANY AND HOUSE ARCHITECTS	\$ 74,714	\$ 74,714	\$ -	\$ -	\$ -	\$ -	\$ 25,382	\$ -	\$ 25,382	33.72%
HARVARD ELEMENTARY SCHOOL	CSP Contractor	91405	RHJ-JOC (PRIME)	\$ 357,138	\$ 357,138	\$ 357,138	\$ -	\$ -	\$ -	\$ -	\$ -	\$ 357,138	100.00%
HARVARD ELEMENTARY SCHOOL	CSP Contractor	31464	ICI CONSTRUCTION INC.	\$ 645,804	\$ 645,804	\$ -	\$ -	\$ -	\$ -	\$ -	\$ -	\$ -	0.00%
HARVARD ELEMENTARY SCHOOL	Other		0 VARIOUS VENDORS	\$ 337,179	\$ 312,610	\$ 77,078	\$ 6,925	\$ -	\$ -	\$ -	\$ -	\$ 84,003	24.91%
	Total			\$ 1,458,667	\$ 1,390,266	\$ -	\$ -	\$ -	\$ -	\$ -	\$ -	\$ -	
HELMS ELEMENTARY SCHOOL	Architect	67043	FEHR GROSSMAN COX ARCHITECTS, INC.	\$ 195,101	\$ 195,101	\$ -	\$ -	\$ -	\$ -	\$ 180,967	\$ -	\$ 180,967	92.76%
HELMS ELEMENTARY SCHOOL	CSP Contractor	84695	HORIZON INTERNATIONAL GROUP	\$ 2,071,584	\$ 2,071,584	\$ 2,071,584	\$ -	\$ -	\$ -	\$ -	\$ -	\$ 2,071,584	100.00%
HELMS ELEMENTARY SCHOOL	Other		0 VARIOUS VENDORS	\$ 499,471	\$ 410,391	\$ 89,901	\$ 825	\$ -	\$ -	\$ -	\$ -	\$ 90,726	18.17%
	Total			\$ 2,766,132	\$ 2,677,466	\$ -	\$ -	\$ -	\$ -	\$ -	\$ -	\$ -	
HENDERSON, J. P. ELEMENTARY SCHOOL	Architect	28832	SUSTAITA ASSOCIATES A.I.A., INC.	\$ 105,626	\$ 105,626	\$ 105,626	\$ -	\$ -	\$ -	\$ -	\$ -	\$ 105,626	100.00%
HENDERSON, J. P. ELEMENTARY SCHOOL	CSP Contractor	506321	DYNALIA CONSTRUCTION CO.	\$ 1,028,382	\$ 1,028,382	\$ -	\$ -	\$ -	\$ -	\$ -	\$ -	\$ -	0.00%
HENDERSON, J. P. ELEMENTARY SCHOOL	Other		0 VARIOUS VENDORS	\$ 358,356	\$ 358,356	\$ 100,712	\$ 17,075	\$ -	\$ -	\$ -	\$ -	\$ 117,787	32.87%
	Total			\$ 1,492,364	\$ 1,492,364	\$ -	\$ -	\$ -	\$ -	\$ -	\$ -	\$ -	
HERRERA ELEMENTARY SCHOOL	Architect	29186	LEWELYN-DAVIES SAHNI INC.	\$ 138,534	\$ 138,534	\$ 138,534	\$ -	\$ 63,756	\$ -	\$ -	\$ -	\$ 138,534	100.00%
HERRERA ELEMENTARY SCHOOL	CSP Contractor	84695	HORIZON INTERNATIONAL GROUP	\$ 1,688,691	\$ 1,688,691	\$ 1,688,691	\$ -	\$ 185,199	\$ -	\$ -	\$ -	\$ 1,688,691	100.00%
HERRERA ELEMENTARY SCHOOL	Other		0 VARIOUS VENDORS	\$ 470,036	\$ 465,879	\$ 96,896	\$ 123,965	\$ -	\$ -	\$ -	\$ -	\$ 220,861	46.99%
	Total			\$ 2,297,261	\$ 2,293,104	\$ -	\$ -	\$ -	\$ -	\$ -	\$ -	\$ -	
HIGH SCHOOL FOR PERFORMING & VISUAL ARTS	Architect	28832	SUSTAITA ASSOCIATES A.I.A., INC.	\$ 240,990	\$ 240,990	\$ 240,990	\$ -	\$ -	\$ 10,300	\$ -	\$ -	\$ 240,990	100.00%
HIGH SCHOOL FOR PERFORMING & VISUAL ARTS	CSP Contractor	52887	DT CONSTRUCTION	\$ 3,503,955	\$ 3,503,955	\$ -	\$ -	\$ -	\$ -	\$ 597,145	\$ 208,086	\$ 805,231	22.98%
HIGH SCHOOL FOR PERFORMING & VISUAL ARTS	Other		0 VARIOUS VENDORS	\$ 500,004	\$ 500,004	\$ 181,794	\$ 749	\$ -	\$ -	\$ -	\$ -	\$ 182,543	36.47%
	Total			\$ 4,245,449	\$ 4,245,449	\$ -	\$ -	\$ -	\$ -	\$ -	\$ -	\$ -	
HOBBY ELEMENTARY SCHOOL	Architect	84380	SMITH & COMPANY ARCHITECTS, INC.	\$ 152,620	\$ 150,853	\$ 152,620	\$ -	\$ 55,345	\$ -	\$ -	\$ -	\$ 152,620	100.00%
HOBBY ELEMENTARY SCHOOL	CSP Contractor	52887	DT CONSTRUCTION	\$ 2,275,757	\$ 2,275,757	\$ -	\$ -	\$ -	\$ -	\$ -	\$ -	\$ -	0.00%
HOBBY ELEMENTARY SCHOOL	Other		0 VARIOUS VENDORS	\$ 467,373	\$ 432,510	\$ 160,953	\$ 29,657	\$ -	\$ -	\$ -	\$ -	\$ 190,610	40.78%
	Total			\$ 2,895,750	\$ 2,858,929	\$ -	\$ -	\$ -	\$ -	\$ -	\$ -	\$ -	

BUSINESS ASSISTANCE (M/WBE)

2007 BOND REPORT

School Name	Vendor / Project Type	VID	Vendor Name	Contracted Amount	Payments to Date	First Tier MBE Spend	First Tier WBE Spend	Additional MBE Spend	Additional WBE Spend	Second Tier MBE Spend	Second Tier WBE Spend	Total M/WBE Commitment Amount	Total M/WBE Committed Percentage
HOLLAND MIDDLE SCHOOL	Architect		18051 AMBROSE & MLENANY AND HOUSE ARCHITECTS	\$ 164,773	\$ 162,411	\$ -	\$ -	\$ -	\$ -	\$ -	\$ -	\$ -	0.00%
HOLLAND MIDDLE SCHOOL	GSP Contractor		22036 PRIME CONTRACTORS INC	\$ 2,419,436	\$ 2,419,436	\$ -	\$ -	\$ -	\$ -	\$ -	\$ -	\$ -	0.00%
HOLLAND MIDDLE SCHOOL	Other		0 VARIOUS VENDORS	\$ 658,959	\$ 639,399	\$ 170,673	\$ -	\$ -	\$ -	\$ -	\$ -	\$ 170,673	25.90%
	Total			\$ 3,243,167	\$ 3,221,166	\$ -	\$ -	\$ -	\$ -	\$ -	\$ -	\$ -	
ISAACS ELEMENTARY SCHOOL	Architect		42900 ENGLISH + ASSOCIATES ARCHITECTS, IN	\$ 161,798	\$ 161,798	\$ -	\$ -	\$ -	\$ -	\$ -	\$ -	\$ -	100.00%
ISAACS ELEMENTARY SCHOOL	GSP Contractor		48151 COMPLEX CORPORATION	\$ 2,562,852	\$ 2,562,852	\$ -	\$ 2,562,852	\$ -	\$ -	\$ -	\$ -	\$ 2,562,852	100.00%
ISAACS ELEMENTARY SCHOOL	Other		0 VARIOUS VENDORS	\$ 447,752	\$ 447,752	\$ 203,858	\$ 14,379	\$ -	\$ -	\$ -	\$ -	\$ 218,237	48.74%
	Total			\$ 3,191,901	\$ 3,191,901	\$ -	\$ -	\$ -	\$ -	\$ -	\$ -	\$ -	
JACKSON MIDDLE SCHOOL	Architect		51251 AUTOARCH	\$ 724,479	\$ 709,655	\$ -	\$ 724,479	\$ -	\$ -	\$ -	\$ -	\$ 724,479	100.00%
JACKSON MIDDLE SCHOOL	GSP Contractor		84714 JEFFREY C. STONE, INC.	\$ 9,200,758	\$ 9,200,758	\$ -	\$ -	\$ -	\$ -	\$ 2,619,900	\$ -	\$ 2,619,900	28.47%
JACKSON MIDDLE SCHOOL	Other		0 VARIOUS VENDORS	\$ 3,094,911	\$ 2,935,748	\$ 800,014	\$ 360,646	\$ -	\$ -	\$ -	\$ -	\$ 1,160,660	37.50%
	Total			\$ 13,020,147	\$ 12,846,160	\$ -	\$ -	\$ -	\$ -	\$ 2,619,900	\$ -	\$ 2,619,900	
JEFFERSON ELEMENTARY SCHOOL	Architect		85538 CORGAN ASSOCIATES, INC.	\$ 69,396	\$ 68,556	\$ -	\$ -	\$ -	\$ -	\$ 198,362	\$ -	\$ 198,362	410.78%
JEFFERSON ELEMENTARY SCHOOL	GSP Contractor		86145 RHJ JOC, INC.	\$ 815,634	\$ 668,689	\$ 815,634	\$ -	\$ 205,000	\$ 272,902	\$ -	\$ -	\$ 815,634	100.00%
JEFFERSON ELEMENTARY SCHOOL	Other		0 VARIOUS VENDORS	\$ 351,297	\$ 325,031	\$ 77,059	\$ 24,942	\$ -	\$ -	\$ -	\$ -	\$ 102,001	28.99%
	Total			\$ 1,226,926	\$ 1,062,244	\$ -	\$ -	\$ -	\$ -	\$ 198,362	\$ -	\$ 198,362	
JOHNSTON MIDDLE SCHOOL	Architect		66028 RVS ARCHITECTS, INC.	\$ 607,246	\$ 554,270	\$ -	\$ 607,246	\$ -	\$ 89,597	\$ -	\$ -	\$ 697,246	100.00%
JOHNSTON MIDDLE SCHOOL	GSP Contractor		78054 FORT BEND MECHANICAL LTD.	\$ 3,852,894	\$ 3,674,838	\$ -	\$ -	\$ -	\$ -	\$ 489,391	\$ 211,940	\$ 681,331	17.69%
JOHNSTON MIDDLE SCHOOL	Other		0 VARIOUS VENDORS	\$ 3,705,000	\$ -	\$ -	\$ -	\$ -	\$ -	\$ -	\$ -	\$ -	
JOHNSTON MIDDLE SCHOOL	Other		0 VARIOUS VENDORS	\$ 1,635,904	\$ 1,547,420	\$ 316,154	\$ 312,999	\$ -	\$ -	\$ -	\$ -	\$ 629,154	38.46%
	Total			\$ 9,800,944	\$ 5,776,928	\$ -	\$ -	\$ -	\$ -	\$ -	\$ -	\$ -	
JORDAN HIGH SCHOOL	Architect		28872 ESPACORP, INC.	\$ 119,417	\$ 108,883	\$ 119,417	\$ -	\$ -	\$ -	\$ -	\$ -	\$ 119,417	100.00%
JORDAN HIGH SCHOOL	GSP Contractor		31664 ICI CONSTRUCTION INC.	\$ 1,450,813	\$ 1,348,303	\$ -	\$ -	\$ -	\$ -	\$ 400,000	\$ -	\$ 400,000	27.57%
JORDAN HIGH SCHOOL	Other		0 VARIOUS VENDORS	\$ 444,878	\$ 443,378	\$ 214,834	\$ 2,270	\$ -	\$ -	\$ -	\$ -	\$ 217,104	48.80%
	Total			\$ 2,015,107	\$ 1,900,563	\$ -	\$ -	\$ -	\$ -	\$ 400,000	\$ -	\$ 400,000	
KASHMERE GARDENS ELEMENTARY SCHOOL	Architect		69307 HILL & SWART ARCHITECTS, INC.	\$ 106,446	\$ 106,446	\$ 106,446	\$ -	\$ -	\$ 29,693	\$ -	\$ -	\$ 106,446	100.00%
KASHMERE GARDENS ELEMENTARY SCHOOL	GSP Contractor		78054 FORT BEND MECHANICAL LTD.	\$ 1,341,980	\$ 1,268,989	\$ -	\$ -	\$ -	\$ -	\$ 103,166	\$ 70,102	\$ 173,268	12.91%
KASHMERE GARDENS ELEMENTARY SCHOOL	Other		0 VARIOUS VENDORS	\$ 306,200	\$ 302,764	\$ 43,781	\$ 134,988	\$ -	\$ -	\$ -	\$ -	\$ 178,769	58.38%
	Total			\$ 1,754,425	\$ 1,677,798	\$ 112,201	\$ -	\$ -	\$ -	\$ 103,166	\$ 70,102	\$ 251,615	
KEY MIDDLE SCHOOL	Architect		28801 POLYTECH, INC.	\$ 112,201	\$ 112,201	\$ -	\$ -	\$ -	\$ -	\$ 30,500	\$ 13,680	\$ 44,180	39.38%
KEY MIDDLE SCHOOL	Other		0 VARIOUS VENDORS	\$ 4,000,848	\$ 3,490,296	\$ 186,181	\$ 968	\$ -	\$ -	\$ -	\$ -	\$ 187,149	4.68%
	Total			\$ 4,112,848	\$ 3,602,497	\$ 186,181	\$ 968	\$ -	\$ -	\$ 30,500	\$ 13,680	\$ 231,329	
LOCKHART ELEMENTARY SCHOOL	Architect		85021 HARRISONHORNBERG ARCHITECTS, LLC	\$ 990,640	\$ 975,000	\$ 990,640	\$ -	\$ -	\$ -	\$ -	\$ -	\$ 990,640	100.00%
LOCKHART ELEMENTARY SCHOOL	CMAR		87068 TURNER CONSTRUCTION COMPANY	\$ 13,855,996	\$ 13,855,996	\$ -	\$ -	\$ -	\$ -	\$ 2,035,586	\$ 772,736	\$ 2,808,322	20.27%
LOCKHART ELEMENTARY SCHOOL	Other		0 VARIOUS VENDORS	\$ 3,062,404	\$ 3,039,642	\$ 726,961	\$ 467,333	\$ -	\$ -	\$ -	\$ -	\$ 1,194,294	39.00%
	Total			\$ 17,909,040	\$ 17,870,228	\$ 726,961	\$ 467,333	\$ -	\$ -	\$ 2,035,586	\$ 772,736	\$ 2,808,322	
MADISON HIGH SCHOOL	Architect		19286 MOLINA WALKER ARCHITECTS, INC.	\$ 329,452	\$ 327,444	\$ -	\$ 329,452	\$ 17,000	\$ -	\$ -	\$ -	\$ 329,452	100.00%
MADISON HIGH SCHOOL	GSP Contractor		52387 DT CONSTRUCTION	\$ 4,140,170	\$ 4,140,170	\$ -	\$ -	\$ -	\$ -	\$ 905,069	\$ 209,426	\$ 1,114,495	26.92%
MADISON HIGH SCHOOL	Other		0 VARIOUS VENDORS	\$ 1,997,660	\$ 1,898,412	\$ 307,131	\$ 104,704	\$ -	\$ 160,763	\$ -	\$ -	\$ 411,835	20.62%
	Total			\$ 6,467,282	\$ 6,366,126	\$ 307,131	\$ 104,704	\$ -	\$ 160,763	\$ 905,069	\$ 209,426	\$ 1,521,330	
MARTINEZ R. ELEMENTARY SCHOOL	Architect		42900 ENGLISH + ASSOCIATES ARCHITECTS, IN	\$ 195,867	\$ 185,636	\$ -	\$ 195,867	\$ -	\$ -	\$ -	\$ -	\$ 195,867	100.00%
MARTINEZ R. ELEMENTARY SCHOOL	GSP Contractor		22036 PRIME CONTRACTORS INC	\$ 2,128,151	\$ 2,128,150	\$ -	\$ -	\$ -	\$ -	\$ -	\$ -	\$ -	0.00%
MARTINEZ R. ELEMENTARY SCHOOL	Other		0 VARIOUS VENDORS	\$ 441,710	\$ 399,095	\$ 107,565	\$ 26,703	\$ -	\$ -	\$ -	\$ -	\$ 134,268	30.40%
	Total			\$ 2,765,729	\$ 2,712,882	\$ 107,565	\$ 26,703	\$ -	\$ -	\$ -	\$ -	\$ 134,268	
MITCHELL ELEMENTARY SCHOOL	Architect		65961 BRAVE ARCHITECTURE	\$ 162,504	\$ 162,504	\$ 162,504	\$ -	\$ 3,500	\$ 69,925	\$ -	\$ -	\$ 162,504	100.00%
MITCHELL ELEMENTARY SCHOOL	GSP Contractor		22036 PRIME CONTRACTORS INC	\$ 2,572,353	\$ 2,572,353	\$ -	\$ -	\$ -	\$ -	\$ 956,085	\$ 369,300	\$ 1,325,385	51.53%
MITCHELL ELEMENTARY SCHOOL	Other		0 VARIOUS VENDORS	\$ 581,970	\$ 575,707	\$ 220,238	\$ 66,656	\$ -	\$ -	\$ -	\$ -	\$ 286,893	49.30%
	Total			\$ 3,316,728	\$ 3,310,465	\$ 220,238	\$ 66,656	\$ -	\$ -	\$ 956,085	\$ 369,300	\$ 1,614,782	
MONTGOMERY ELEMENTARY SCHOOL	Architect		84520 STUDIO RED ARCHITECTS	\$ 224,279	\$ 224,279	\$ -	\$ -	\$ -	\$ -	\$ 53,845	\$ -	\$ 53,845	24.01%
MONTGOMERY ELEMENTARY SCHOOL	GSP Contractor		506321 DRYMALLA CONSTRUCTION CO.	\$ 2,350,180	\$ 2,350,180	\$ -	\$ -	\$ -	\$ -	\$ 423,967	\$ 200,086	\$ 624,053	26.55%
MONTGOMERY ELEMENTARY SCHOOL	Other		0 VARIOUS VENDORS	\$ 731,226	\$ 724,325	\$ 139,912	\$ 39,988	\$ -	\$ -	\$ 290	\$ -	\$ 180,190	24.63%
	Total			\$ 3,306,185	\$ 3,298,784	\$ 139,912	\$ 39,988	\$ -	\$ -	\$ 423,967	\$ 200,086	\$ 804,088	
OATES ELEMENTARY SCHOOL	Architect		28832 SUSTAINA ASSOCIATES A.I.A., INC.	\$ 96,729	\$ 96,729	\$ 96,729	\$ -	\$ -	\$ -	\$ -	\$ -	\$ 96,729	100.00%
OATES ELEMENTARY SCHOOL	GSP Contractor		506321 DRYMALLA CONSTRUCTION CO.	\$ 1,292,184	\$ 1,292,184	\$ -	\$ -	\$ -	\$ -	\$ -	\$ -	\$ -	0.00%
OATES ELEMENTARY SCHOOL	Other		0 VARIOUS VENDORS	\$ 436,590	\$ 413,226	\$ 66,786	\$ 76,878	\$ -	\$ -	\$ -	\$ -	\$ 143,664	32.79%
	Total			\$ 1,827,093	\$ 1,802,640	\$ 66,786	\$ 76,878	\$ -	\$ -	\$ -	\$ -	\$ 143,664	
PETERSEN ELEMENTARY SCHOOL	Architect		84520 STUDIO RED ARCHITECTS	\$ 161,357	\$ 161,357	\$ -	\$ -	\$ -	\$ -	\$ 39,045	\$ -	\$ 39,045	24.20%
PETERSEN ELEMENTARY SCHOOL	GSP Contractor		506321 DRYMALLA CONSTRUCTION CO.	\$ 2,091,977	\$ 2,091,977	\$ -	\$ -	\$ -	\$ -	\$ 779,840	\$ -	\$ 779,840	37.28%
PETERSEN ELEMENTARY SCHOOL	Other		0 VARIOUS VENDORS	\$ 614,077	\$ 598,031	\$ 51,269	\$ 95,769	\$ -	\$ -	\$ -	\$ -	\$ 147,038	23.94%
	Total			\$ 2,867,412	\$ 2,851,365	\$ 51,269	\$ 95,769	\$ -	\$ -	\$ 779,840	\$ -	\$ 826,883	
PLEASANTVILLE ELEMENTARY SCHOOL	Architect		34980 RDC ARCHITECTS	\$ 273,179	\$ 270,115	\$ 273,179	\$ -	\$ -	\$ -	\$ -	\$ -	\$ 273,179	100.00%
PLEASANTVILLE ELEMENTARY SCHOOL	GSP Contractor		48890 PYRAMID CONSTRUCTORS, INC.	\$ 3,665,325	\$ 3,665,325	\$ -	\$ -	\$ -	\$ -	\$ -	\$ -	\$ -	0.00%
PLEASANTVILLE ELEMENTARY SCHOOL	Other		0 VARIOUS VENDORS	\$ 437,674	\$ 382,032	\$ 80,714	\$ 120,945	\$ -	\$ -	\$ -	\$ -	\$ 201,658	46.08%
	Total			\$ 4,376,178	\$ 4,317,473	\$ 273,179	\$ 120,945	\$ -	\$ -	\$ -	\$ -	\$ 201,658	
REAGAN K&S EDUCATIONAL CENTER	Architect		43325 PRK ARCHITECTS	\$ 1,624,026	\$ 1,607,026	\$ -	\$ -	\$ -	\$ -	\$ 220,550	\$ 127,525	\$ 348,125	21.43%
REAGAN K&S EDUCATIONAL CENTER	CMAR		85070 ANSLOW BRYANT CONSTRUCTION, LTD.	\$ 21,320,095	\$ 21,320,095	\$ -	\$ -	\$ -	\$ -	\$ -	\$ -	\$ 64,354	0.30%
REAGAN K&S EDUCATIONAL CENTER	Other		0 VARIOUS VENDORS	\$ 4,536,350	\$ 4,526,350	\$ 1,115,553	\$ 430,718	\$ -	\$ -	\$ -	\$ -	\$ 1,546,271	34.15%
	Total			\$ 27,480,471	\$ 27,453,370	\$ 1,115,553	\$ 430,718	\$ -	\$ -	\$ 220,550	\$ 127,525	\$ 413,153	
SAM HOUSTON MATH SCIENCE AND TECHNOLOGY CENTER	Architect		85938 CORGAN ASSOCIATES, INC.	\$ 518,087	\$ 511,627	\$ -	\$ -	\$ -	\$ -	\$ 173,362	\$ 8,100	\$ 181,462	35.03%
SAM HOUSTON MATH SCIENCE AND TECHNOLOGY CENTER	GSP Contractor		87768 MORGANIT TEXAS, INC.	\$ 1,250,809	\$ 862,952	\$ -	\$ -	\$ -	\$ -	\$ 5,165,309	\$ 39,697	\$ 5,205,006	99.65%
SAM HOUSTON MATH SCIENCE AND TECHNOLOGY CENTER	Other		0 VARIOUS VENDORS	\$ 1,192,222	\$ 1,192,222	\$ 373,628	\$ 144,620	\$ -	\$ -	\$ -	\$ -	\$ 518,248	41.43%
	Total			\$ 10,495,264	\$ 10,356,801	\$ 373,628	\$ 144,620	\$ -	\$ -	\$ 5,165,309	\$ 39,697	\$ 5,723,316	

BUSINESS ASSISTANCE (M/WBE)

2007 BOND REPORT

School Name	Vendor / Project Type	VID	Vendor Name	Contracted Amount	Payments to Date	First Tier MBE Spend	First Tier WBE Spend	Additional MBE Spend	Additional WBE Spend	Second Tier MBE Spend	Second Tier WBE Spend	Total M/WBE Commitment Amount	Total M/WBE Committed Percentage
SCARBOROUGH HIGH SCHOOL	Architect	84190	CDG ARCHITECTURE & INTERIOR DESIGN, INC	\$ 696,292	\$ 696,292	\$ -	\$ -	\$ -	\$ -	\$ 9,800	\$ 31,220	\$ 41,020	5.88%
SCARBOROUGH HIGH SCHOOL	CSP Contractor	50621	DRYMALLA CONSTRUCTION CO.	\$ 8,568,632	\$ 8,568,632	\$ -	\$ -	\$ -	\$ -	\$ 2,585,000	\$ -	\$ 2,585,000	30.17%
SCARBOROUGH HIGH SCHOOL	Other		0 VARIOUS VENDORS	\$ 2,406,830	\$ 2,365,653	\$ 637,414	\$ 165,801	\$ -	\$ -	\$ -	\$ -	\$ 803,215	33.37%
			Total	\$ 11,672,754	\$ 11,630,576								
SCARBOROUGH ELEMENTARY SCHOOL	Architect	17881	PRAL	\$ 294,469	\$ -	\$ -	\$ -	\$ -	\$ -	\$ 83,000	\$ -	\$ 83,000	28.19%
SCARBOROUGH ELEMENTARY SCHOOL	CSP Contractor	22036	PRIME CONTRACTORS INC.	\$ 3,817,575	\$ 3,817,575	\$ -	\$ -	\$ -	\$ -	\$ -	\$ -	\$ -	0.00%
SCARBOROUGH ELEMENTARY SCHOOL	Other		0 VARIOUS VENDORS	\$ 796,986	\$ 796,982	\$ 216,440	\$ 27,357	\$ -	\$ -	\$ -	\$ 179,800	\$ 423,597	53.15%
			Total	\$ 4,909,030	\$ 4,908,875								
DOGAN ELEMENTARY SCHOOL (FORMERLY SCOTT/DOGAN ES)	Architect	28972	ESPA CORP. INC.	\$ 923,694	\$ 923,694	\$ -	\$ -	\$ -	\$ -	\$ -	\$ -	\$ 923,694	100.00%
DOGAN ELEMENTARY SCHOOL (FORMERLY SCOTT/DOGAN ES)	CMAR	86036	CADENCE MCHANE CONSTRUCTION CO.	\$ 12,885,104	\$ 12,885,104	\$ -	\$ -	\$ -	\$ -	\$ 2,027,290	\$ 289,926	\$ 2,317,216	17.98%
DOGAN ELEMENTARY SCHOOL (FORMERLY SCOTT/DOGAN ES)	Other		0 VARIOUS VENDORS	\$ 5,470,922	\$ 5,442,154	\$ 1,796,006	\$ 115,874	\$ -	\$ -	\$ -	\$ -	\$ 1,911,880	34.95%
			Total	\$ 19,279,520	\$ 19,232,005								
SMITH EDUCATION CENTER (YMCPA)	Architect	54154	REY DE LA RIZA ARCHITECTS	\$ 135,471	\$ 135,471	\$ 135,471	\$ -	\$ -	\$ -	\$ -	\$ -	\$ 135,471	100.00%
SMITH EDUCATION CENTER (YMCPA)	CSP Contractor	22036	PRIME CONTRACTORS INC.	\$ 794,415	\$ 794,415	\$ -	\$ -	\$ -	\$ -	\$ 176,250	\$ 13,551	\$ 189,801	23.88%
SMITH EDUCATION CENTER (YMCPA)	Other		0 VARIOUS VENDORS	\$ 2,794,763	\$ 2,780,086	\$ 1,059,733	\$ 401,314	\$ -	\$ -	\$ -	\$ -	\$ 1,551,047	55.50%
			Total	\$ 3,724,749	\$ 3,710,966								
SMITH ELEMENTARY SCHOOL	Architect	65561	BOAUE ARCHITECTURE	\$ 1,099,156	\$ 1,039,979	\$ 1,099,156	\$ -	\$ 113,677	\$ -	\$ -	\$ -	\$ 1,099,356	100.00%
SMITH ELEMENTARY SCHOOL	CMAR	48154	COMEX CORPORATION	\$ 6,309,189	\$ 6,071,231	\$ -	\$ 6,309,189	\$ -	\$ -	\$ -	\$ -	\$ 6,309,189	100.00%
SMITH ELEMENTARY SCHOOL	Other		0 VARIOUS VENDORS	\$ 3,759,920	\$ 3,699,651	\$ 743,135	\$ 302,048	\$ -	\$ -	\$ -	\$ -	\$ 1,045,181	27.80%
			Total	\$ 11,168,464	\$ 10,810,861								
SOUTHWAYD ELEMENTARY SCHOOL	Architect	45066	PERSPECTIVA	\$ 472,178	\$ 472,178	\$ -	\$ -	\$ 225,780	\$ 29,730	\$ -	\$ -	\$ 472,178	100.00%
SOUTHWAYD ELEMENTARY SCHOOL	CMAR	87781	MORGANT TEXAS, INC.	\$ 9,776,880	\$ 9,115,147	\$ -	\$ -	\$ -	\$ -	\$ -	\$ -	\$ -	0.00%
SOUTHWAYD ELEMENTARY SCHOOL	Other		0 VARIOUS VENDORS	\$ 2,008,250	\$ 1,111,893	\$ 815,867	\$ 8,828	\$ -	\$ -	\$ -	\$ -	\$ 824,695	41.07%
			Total	\$ 12,257,308	\$ 10,699,219								
STERLING HIGH SCHOOL	Architect	29015	HUERTA & ASSOCIATES ARCHITECTS	\$ 224,855	\$ 178,492	\$ 224,855	\$ -	\$ 60,000	\$ -	\$ -	\$ -	\$ 224,855	100.00%
STERLING HIGH SCHOOL	Other		0 VARIOUS VENDORS	\$ 1,785,104	\$ 1,774,151	\$ 132,357	\$ 50,824	\$ -	\$ -	\$ -	\$ -	\$ 183,181	10.26%
			Total	\$ 2,009,959	\$ 1,952,643								
SUGAR GROVE ACADEMY	Architect	51528	COURTNEY HARPER & PARTNERS	\$ 262,125	\$ 262,125	\$ -	\$ -	\$ -	\$ -	\$ -	\$ -	\$ 262,125	100.00%
SUGAR GROVE ACADEMY	CSP Contractor	84695	HORIZON INTERNATIONAL GROUP	\$ 2,720,174	\$ 2,720,174	\$ -	\$ -	\$ -	\$ -	\$ -	\$ -	\$ 2,720,174	100.00%
SUGAR GROVE ACADEMY	Other		0 VARIOUS VENDORS	\$ 819,882	\$ 819,882	\$ 26,088	\$ 13,089	\$ -	\$ -	\$ -	\$ -	\$ 39,177	4.78%
			Total	\$ 3,801,981	\$ 3,797,842								
SUTTON ELEMENTARY SCHOOL	Architect	69882	PLUGGER ASSOCIATES LP	\$ 482,638	\$ 476,718	\$ -	\$ -	\$ -	\$ -	\$ 151,870	\$ -	\$ 151,870	31.47%
SUTTON ELEMENTARY SCHOOL	CSP Contractor	89229	SOLIDARITY CONTRACTING LLC	\$ 3,397,951	\$ 3,003,985	\$ -	\$ -	\$ -	\$ -	\$ 34,847	\$ 381,129	\$ 415,976	12.24%
SUTTON ELEMENTARY SCHOOL	Other		0 VARIOUS VENDORS	\$ 1,813,668	\$ 1,741,979	\$ 208,277	\$ 59,158	\$ -	\$ -	\$ -	\$ -	\$ 267,435	14.75%
			Total	\$ 5,695,896	\$ 5,222,681								
THOMAS WIDDLE SCHOOL	Architect	29868	ARCHITECTS / INC.	\$ 132,189	\$ 84,132	\$ 132,189	\$ -	\$ 52,500	\$ -	\$ -	\$ -	\$ 132,189	100.00%
THOMAS WIDDLE SCHOOL	Other		0 VARIOUS VENDORS	\$ 2,420,042	\$ 2,420,042	\$ 185,834	\$ 22,283	\$ -	\$ -	\$ -	\$ -	\$ 208,117	8.60%
			Total	\$ 2,552,231	\$ 2,504,174								
WASHINGTON HIGH SCHOOL	Architect	28901	POLYTECH, INC.	\$ 53,061	\$ 53,061	\$ -	\$ -	\$ -	\$ -	\$ 44,879	\$ 14,000	\$ 58,879	110.79%
WASHINGTON HIGH SCHOOL	Other		0 VARIOUS VENDORS	\$ 1,340,848	\$ 1,340,848	\$ 183,054	\$ 132,847	\$ -	\$ -	\$ -	\$ 183,063	\$ 498,963	37.21%
			Total	\$ 1,393,909	\$ 1,393,909								
WESTBURY HIGH SCHOOL	Architect	66028	RUS ARCHITECTS, INC.	\$ 182,726	\$ 182,726	\$ -	\$ -	\$ 14,421	\$ -	\$ -	\$ -	\$ 182,726	100.00%
WESTBURY HIGH SCHOOL	CSP Contractor	78654	FORT BOND MECHANICAL LTD.	\$ 1,631,091	\$ 1,626,609	\$ -	\$ -	\$ -	\$ -	\$ 151,112	\$ 19,200	\$ 170,312	10.44%
WESTBURY HIGH SCHOOL	Other		0 VARIOUS VENDORS	\$ 3,112,068	\$ 3,111,284	\$ 549,040	\$ 88,283	\$ -	\$ -	\$ -	\$ -	\$ 637,323	20.48%
			Total	\$ 4,925,903	\$ 4,920,543								
WHIDRY ELEMENTARY SCHOOL	Architect	85056	BROWN REYNOLDS WATFORD ARCHITECTS,	\$ 263,427	\$ 263,427	\$ -	\$ -	\$ -	\$ -	\$ 20,730	\$ 69,900	\$ 90,630	34.40%
WHIDRY ELEMENTARY SCHOOL	CSP Contractor	481541	COMEX CORPORATION	\$ 3,243,290	\$ 3,243,290	\$ 79,797	\$ 79,797	\$ 223,489	\$ -	\$ -	\$ -	\$ 3,243,290	100.00%
WHIDRY ELEMENTARY SCHOOL	Other		0 VARIOUS VENDORS	\$ 385,072	\$ 383,052	\$ 189,380	\$ 17,194	\$ -	\$ -	\$ -	\$ -	\$ 206,574	53.65%
			Total	\$ 3,891,789	\$ 3,889,768								
WHITTIER ELEMENTARY SCHOOL	Architect	18703	PROZIGN ARCHITECTS INC.	\$ 157,271	\$ 138,372	\$ -	\$ -	\$ -	\$ -	\$ 4,200	\$ 3,148	\$ 7,348	4.67%
WHITTIER ELEMENTARY SCHOOL	CSP Contractor	91004	RHJ JOC (PRIME)	\$ 968,576	\$ 968,576	\$ 968,576	\$ -	\$ -	\$ -	\$ -	\$ -	\$ 968,576	100.00%
WHITTIER ELEMENTARY SCHOOL	CSP Contractor	31464	ICJ CONSTRUCTION INC.	\$ 1,699,075	\$ 1,622,157	\$ -	\$ -	\$ -	\$ -	\$ -	\$ -	\$ -	0.00%
WHITTIER ELEMENTARY SCHOOL	Other		0 VARIOUS VENDORS	\$ 392,126	\$ 381,367	\$ 109,882	\$ 84,737	\$ -	\$ -	\$ -	\$ -	\$ 194,619	49.61%
			Total	\$ 3,217,348	\$ 3,110,971								
WOODSON PK-8 SCHOOL	Architect	67438	MEYERMAN HOLT ARCHITECTS	\$ 145,356	\$ 145,356	\$ -	\$ -	\$ -	\$ -	\$ 26,238	\$ -	\$ 26,238	18.05%
WOODSON PK-8 SCHOOL	CSP Contractor	22036	PRIME CONTRACTORS INC.	\$ 1,058,993	\$ 1,058,993	\$ -	\$ -	\$ -	\$ -	\$ -	\$ -	\$ -	0.00%
WOODSON PK-8 SCHOOL	Other		0 VARIOUS VENDORS	\$ 534,448	\$ 529,054	\$ 43,825	\$ 65,414	\$ -	\$ -	\$ -	\$ -	\$ 109,239	20.44%
			Total	\$ 1,738,805	\$ 1,733,004								
YATES HIGH SCHOOL	Architect	85021	HARRISONHORNBERG ARCHITECTS, LLC	\$ 228,746	\$ 228,746	\$ -	\$ -	\$ 50,500	\$ -	\$ -	\$ -	\$ 228,746	100.00%
YATES HIGH SCHOOL	CSP Contractor	48890	PYRAMID CONSTRUCTORS, INC.	\$ 1,907,311	\$ 1,907,311	\$ -	\$ -	\$ -	\$ -	\$ 419,432	\$ 21,999	\$ 441,432	23.19%
YATES HIGH SCHOOL	Other		0 VARIOUS VENDORS	\$ 1,778,390	\$ 1,730,682	\$ 213,659	\$ 53,374	\$ -	\$ -	\$ -	\$ -	\$ 267,033	15.02%
			Total	\$ 3,914,447	\$ 3,866,693								
BURBANK ELEMENTARY SCHOOL	Architect	28883	Nutex Corporation	\$ 215,088	\$ 215,088	\$ 215,088	\$ 16,770	\$ -	\$ -	\$ -	\$ -	\$ 215,088	100.00%
BURBANK ELEMENTARY SCHOOL	CSP Contractor	22036	PRIME CONTRACTORS INC.	\$ 2,277,528	\$ 2,149,957	\$ -	\$ -	\$ -	\$ -	\$ -	\$ -	\$ -	0.00%
BURBANK ELEMENTARY SCHOOL	Other		0 VARIOUS VENDORS	\$ 1,453,933	\$ 1,431,066	\$ 1,028,361	\$ 41,975	\$ -	\$ -	\$ -	\$ -	\$ 1,070,336	73.62%
			Total	\$ 3,946,550	\$ 3,794,995								
CULLEN MIDDLE SCHOOL	Architect	34880	RCC ARCHITECTS	\$ 651,641	\$ 651,641	\$ -	\$ -	\$ 161,500	\$ 26,000	\$ -	\$ -	\$ 651,641	100.00%
CULLEN MIDDLE SCHOOL	CSP Contractor	52887	DT CONSTRUCTION	\$ 10,437,402	\$ 10,437,402	\$ -	\$ -	\$ -	\$ -	\$ 885,500	\$ 2,370,000	\$ 3,253,500	31.17%
CULLEN MIDDLE SCHOOL	Other		0 VARIOUS VENDORS	\$ 2,009,843	\$ 1,967,950	\$ 672,470	\$ 129,220	\$ -	\$ -	\$ -	\$ -	\$ 801,690	39.89%
			Total	\$ 13,098,866	\$ 13,049,772								
CHATHAM ELEMENTARY SCHOOL	Other		0 VARIOUS VENDORS	\$ 152,573	\$ 1,000	\$ -	\$ -	\$ -	\$ -	\$ -	\$ -	\$ -	0.00%
			Total	\$ 152,573	\$ 1,000								

BUSINESS ASSISTANCE (M/WBE)

2007 BOND REPORT

School Name	Vendor / Project Type	VID	Vendor Name	Contracted Amount	Payments to Date	First Tier MBE Spend	First Tier WBE Spend	Additional MBE Spend	Additional WBE Spend	Second Tier MBE Spend	Second Tier WBE Spend	Total M/WBE Commitment Amount	Total M/WBE Committed Percentage
DAVILA ELEMENTARY SCHOOL	Architect	19286	MOLINA WALKER ARCHITECTS, INC.	\$ 259,667	\$ 253,012	\$ -	\$ -	\$ -	\$ -	\$ -	\$ -	\$ 259,667	100.00%
DAVILA ELEMENTARY SCHOOL	GSP Contractor	22036	PRIME CONTRACTORS INC.	\$ 1,958,803	\$ 1,958,803	\$ -	\$ -	\$ -	\$ -	\$ 544,619	\$ 55,825	\$ 600,444	30.65%
DAVILA ELEMENTARY SCHOOL	Other		0 VARIOUS VENDORS	\$ 949,271	\$ 1,048,945	\$ 133,635	\$ 75,996	\$ -	\$ -	\$ -	\$ -	\$ 209,631	19.99%
	Total			\$ 3,267,115	\$ 3,161,086	\$ -	\$ -	\$ -	\$ -	\$ -	\$ -	\$ -	
DEADY MIDDLE SCHOOL	Architect	4506	PERSPECTIVA	\$ 112,529	\$ 112,529	\$ -	\$ -	\$ 178,488	\$ 17,340	\$ -	\$ -	\$ 112,529	100.00%
DEADY MIDDLE SCHOOL	GSP Contractor	22036	PRIME CONTRACTORS INC.	\$ 2,338,825	\$ 2,104,887	\$ -	\$ -	\$ -	\$ -	\$ -	\$ -	\$ -	0.00%
DEADY MIDDLE SCHOOL	Other		0 VARIOUS VENDORS	\$ 571,896	\$ 543,044	\$ 222,582	\$ 56,999	\$ -	\$ -	\$ -	\$ -	\$ 279,582	48.89%
	Total			\$ 3,023,250	\$ 2,760,260	\$ -	\$ -	\$ -	\$ -	\$ -	\$ -	\$ -	
GARCIA ELEMENTARY SCHOOL	Architect	28883	Nxtex Corporation	\$ 82,150	\$ 81,534	\$ -	\$ -	\$ 7,700	\$ -	\$ -	\$ -	\$ 82,150	100.00%
GARCIA ELEMENTARY SCHOOL	GSP Contractor	22036	PRIME CONTRACTORS INC.	\$ 902,946	\$ 903,496	\$ -	\$ -	\$ -	\$ -	\$ -	\$ -	\$ -	0.00%
GARCIA ELEMENTARY SCHOOL	Other		0 VARIOUS VENDORS	\$ 163,348	\$ 155,371	\$ 57,767	\$ 450	\$ -	\$ -	\$ -	\$ -	\$ 58,217	35.62%
	Total			\$ 1,188,334	\$ 1,140,400	\$ -	\$ -	\$ -	\$ -	\$ -	\$ -	\$ -	
GARDEN VILLAS ELEMENTARY SCHOOL	Architect	67438	MERRIMAN HOLT ARCHITECTS	\$ 427,017	\$ 419,977	\$ -	\$ -	\$ -	\$ -	\$ 102,765	\$ -	\$ 102,765	24.07%
GARDEN VILLAS ELEMENTARY SCHOOL	GSP Contractor	22036	PRIME CONTRACTORS INC.	\$ 4,907,026	\$ 4,907,026	\$ -	\$ -	\$ -	\$ -	\$ -	\$ -	\$ -	0.00%
GARDEN VILLAS ELEMENTARY SCHOOL	Other		0 VARIOUS VENDORS	\$ 894,948	\$ 857,054	\$ 231,837	\$ 38,263	\$ -	\$ -	\$ -	\$ -	\$ 270,100	30.18%
	Total			\$ 6,228,991	\$ 6,184,057	\$ -	\$ -	\$ -	\$ -	\$ -	\$ -	\$ -	
LAMAR HIGH SCHOOL	Architect	59798	VFX ARCHITECTS	\$ 532,865	\$ 479,179	\$ -	\$ -	\$ -	\$ -	\$ 20,000	\$ 142,580	\$ 162,580	30.52%
LAMAR HIGH SCHOOL	GSP Contractor	91053	RHJ-JOC(PRIME)	\$ 2,978,228	\$ 2,978,228	\$ -	\$ -	\$ -	\$ -	\$ -	\$ -	\$ 2,978,228	100.00%
LAMAR HIGH SCHOOL	Other	48131	COMEX CORPORATION	\$ 2,743,678	\$ 2,743,678	\$ -	\$ 2,743,678	\$ -	\$ -	\$ -	\$ -	\$ 2,743,678	100.00%
	Total			\$ 9,277,165	\$ 9,102,409	\$ -	\$ -	\$ -	\$ -	\$ -	\$ -	\$ 1,343,889	45.21%
LYONS ELEMENTARY SCHOOL	Architect	28883	Nxtex Corporation	\$ 102,117	\$ 101,363	\$ -	\$ -	\$ 9,000	\$ -	\$ -	\$ -	\$ 102,117	100.00%
LYONS ELEMENTARY SCHOOL	GSP Contractor	22036	PRIME CONTRACTORS INC.	\$ 928,338	\$ 888,988	\$ -	\$ -	\$ -	\$ -	\$ -	\$ -	\$ -	0.00%
LYONS ELEMENTARY SCHOOL	Other		0 VARIOUS VENDORS	\$ 246,461	\$ 212,805	\$ 95,443	\$ 64,152	\$ -	\$ -	\$ -	\$ -	\$ 159,595	64.75%
	Total			\$ 1,276,915	\$ 1,203,157	\$ -	\$ -	\$ -	\$ -	\$ -	\$ -	\$ 64,213	66.06%
MCCARTHRU ELEMENTARY SCHOOL	Other		0 VARIOUS VENDORS	\$ 97,203	\$ 97,203	\$ 19,181	\$ 45,032	\$ -	\$ -	\$ -	\$ -	\$ -	
	Total			\$ 97,203	\$ 97,203	\$ -	\$ -	\$ -	\$ -	\$ -	\$ -	\$ -	
MCREYNOLDS MIDDLE SCHOOL	Architect	51251	AUTOARCH	\$ 596,069	\$ 518,801	\$ -	\$ 596,069	\$ -	\$ -	\$ -	\$ -	\$ 596,069	100.00%
MCREYNOLDS MIDDLE SCHOOL	CMAR	49451	STATTERFIELD & PONTIKES CONST.	\$ 8,718,415	\$ 8,604,863	\$ -	\$ -	\$ -	\$ -	\$ -	\$ -	\$ -	0.00%
MCREYNOLDS MIDDLE SCHOOL	Other		0 VARIOUS VENDORS	\$ 1,837,402	\$ 1,653,386	\$ 420,966	\$ 86,220	\$ -	\$ -	\$ -	\$ -	\$ 507,185	27.60%
	Total			\$ 11,151,886	\$ 10,177,500	\$ -	\$ -	\$ -	\$ -	\$ -	\$ -	\$ -	
NEFF/WHITE RELIEF	Architect	42709	PROG. INC.	\$ 895,657	\$ 895,657	\$ -	\$ -	\$ -	\$ -	\$ 79,528	\$ 92,000	\$ 171,528	19.15%
NEFF/WHITE RELIEF	CMAR	49451	STATTERFIELD & PONTIKES CONST.	\$ 11,357,497	\$ 11,357,497	\$ -	\$ -	\$ -	\$ -	\$ -	\$ -	\$ -	0.00%
NEFF/WHITE RELIEF	Other		0 VARIOUS VENDORS	\$ 2,529,966	\$ 2,514,592	\$ 655,620	\$ 328,310	\$ -	\$ -	\$ -	\$ -	\$ 983,930	38.89%
	Total			\$ 14,783,121	\$ 14,767,747	\$ -	\$ -	\$ -	\$ -	\$ -	\$ -	\$ -	
NORTH HOUSTON EARLY COLLEGE HIGH SCHOOL	Architect	66051	GENSLER	\$ 74,835	\$ 39,594	\$ -	\$ -	\$ -	\$ -	\$ -	\$ -	\$ -	0.00%
NORTH HOUSTON EARLY COLLEGE HIGH SCHOOL	Other		0 VARIOUS VENDORS	\$ 355,712	\$ 355,712	\$ -	\$ 3,818	\$ -	\$ -	\$ -	\$ -	\$ 3,818	1.07%
	Total			\$ 430,547	\$ 395,306	\$ -	\$ -	\$ -	\$ -	\$ -	\$ -	\$ -	
PORT HOUSTON ELEMENTARY SCHOOL	Architect	28929	STOA INTERNATIONAL ARCHITECTS, INC.	\$ 42,982	\$ 31,161	\$ 42,982	\$ -	\$ -	\$ -	\$ -	\$ -	\$ 42,982	100.00%
PORT HOUSTON ELEMENTARY SCHOOL	Other		0 VARIOUS VENDORS	\$ 312,009	\$ 67,449	\$ 8,932	\$ -	\$ -	\$ -	\$ -	\$ -	\$ 8,932	2.86%
	Total			\$ 354,991	\$ 98,610	\$ -	\$ -	\$ -	\$ -	\$ -	\$ -	\$ -	
REYRE MIDDLE SCHOOL	Architect	55896	CLARK CONDON ASSOCIATES INC	\$ 48,742	\$ 48,742	\$ -	\$ -	\$ -	\$ -	\$ -	\$ -	\$ 48,742	100.00%
REYRE MIDDLE SCHOOL	GSP Contractor	52387	DI CONSTRUCTION	\$ 665,378	\$ 664,378	\$ -	\$ -	\$ -	\$ -	\$ -	\$ -	\$ -	0.00%
REYRE MIDDLE SCHOOL	Other		0 VARIOUS VENDORS	\$ 798,991	\$ 792,883	\$ 331,189	\$ 2,465	\$ -	\$ -	\$ -	\$ -	\$ 333,654	41.76%
	Total			\$ 1,513,303	\$ 1,505,704	\$ -	\$ -	\$ -	\$ -	\$ -	\$ -	\$ -	
RIVER OAKS ELEMENTARY SCHOOL	Other		0 VARIOUS VENDORS	\$ 165,434	\$ 159,617	\$ 80,290	\$ 8,059	\$ -	\$ -	\$ -	\$ -	\$ 88,349	53.40%
	Total			\$ 165,434	\$ 159,617	\$ -	\$ -	\$ -	\$ -	\$ -	\$ -	\$ -	
ROSS ELEMENTARY SCHOOL	Architect	85021	HARRISONKORNBURG ARCHITECTS, LLC	\$ 153,155	\$ 136,355	\$ 153,155	\$ -	\$ -	\$ -	\$ -	\$ -	\$ 153,155	100.00%
ROSS ELEMENTARY SCHOOL	Other		0 VARIOUS VENDORS	\$ 1,521,575	\$ 965,079	\$ 262,711	\$ -	\$ -	\$ -	\$ 69,310	\$ -	\$ 658,188	43.26%
	Total			\$ 1,674,731	\$ 1,101,435	\$ -	\$ -	\$ -	\$ -	\$ -	\$ -	\$ -	
BAYLOR COLLEGE OF MEDICINE @ RYAN (FORMERLY RYAN MS)	Architect	85021	HARRISONKORNBURG ARCHITECTS, LLC	\$ 575,009	\$ 416,233	\$ 575,009	\$ -	\$ 137,000	\$ -	\$ -	\$ -	\$ 575,009	100.00%
BAYLOR COLLEGE OF MEDICINE @ RYAN (FORMERLY RYAN MS)	Other		0 VARIOUS VENDORS	\$ 3,630,417	\$ 3,541,024	\$ 1,107,904	\$ 418,730	\$ -	\$ -	\$ -	\$ -	\$ 1,526,634	42.05%
	Total			\$ 4,205,726	\$ 3,958,158	\$ -	\$ -	\$ -	\$ -	\$ -	\$ -	\$ -	
SHARPSTOWN HIGH SCHOOL	Architect	42709	PROG. INC.	\$ 127,921	\$ 127,921	\$ -	\$ -	\$ -	\$ -	\$ -	\$ 18,455	\$ 18,455	14.48%
SHARPSTOWN HIGH SCHOOL	GSP Contractor	78654	FORT BEND MECHANICAL LTD.	\$ 1,536,664	\$ 1,536,664	\$ -	\$ -	\$ -	\$ -	\$ 374,558	\$ 165,151	\$ 539,709	35.13%
SHARPSTOWN HIGH SCHOOL	Other		0 VARIOUS VENDORS	\$ 1,216,251	\$ 1,216,251	\$ 112,975	\$ 28,975	\$ -	\$ -	\$ -	\$ -	\$ 141,950	11.67%
	Total			\$ 2,879,836	\$ 2,879,836	\$ -	\$ -	\$ -	\$ -	\$ -	\$ -	\$ -	
SHERMAN ELEMENTARY SCHOOL	Architect	4506	PERSPECTIVA	\$ 667,096	\$ 667,096	\$ -	\$ -	\$ 280,500	\$ 18,500	\$ -	\$ -	\$ 667,096	100.00%
SHERMAN ELEMENTARY SCHOOL	CMAR	48154	COMEX CORPORATION	\$ 12,355,149	\$ 12,355,149	\$ -	\$ -	\$ -	\$ -	\$ -	\$ -	\$ -	
SHERMAN ELEMENTARY SCHOOL	Other		0 VARIOUS VENDORS	\$ 3,853,604	\$ 3,826,171	\$ 1,015,506	\$ 69,968	\$ -	\$ -	\$ -	\$ -	\$ 1,085,473	28.17%
	Total			\$ 16,875,848	\$ 16,848,415	\$ -	\$ -	\$ -	\$ -	\$ -	\$ -	\$ -	
STEVENSON MIDDLE SCHOOL	Architect	66028	RVS ARCHITECTS, INC.	\$ 198,971	\$ 196,508	\$ -	\$ 198,971	\$ -	\$ 40,000	\$ -	\$ -	\$ 198,971	100.00%
STEVENSON MIDDLE SCHOOL	GSP Contractor	22036	PRIME CONTRACTORS INC.	\$ 2,408,951	\$ 2,408,951	\$ -	\$ -	\$ -	\$ -	\$ 257,600	\$ 232,471	\$ 490,071	20.35%
STEVENSON MIDDLE SCHOOL	Other		0 VARIOUS VENDORS	\$ 397,880	\$ 394,069	\$ 95,775	\$ 165,134	\$ -	\$ -	\$ -	\$ -	\$ 260,908	65.56%
	Total			\$ 3,005,446	\$ 2,999,072	\$ -	\$ -	\$ -	\$ -	\$ -	\$ -	\$ -	
SINCLAIR ELEMENTARY SCHOOL	Other		0 VARIOUS VENDORS	\$ 522,576	\$ 522,576	\$ 97,271	\$ 25,083	\$ -	\$ -	\$ -	\$ -	\$ 122,354	23.41%
	Total			\$ 522,576	\$ 522,576	\$ -	\$ -	\$ -	\$ -	\$ -	\$ -	\$ -	
THE RUSK SCHOOL	Architect	28929	STOA INTERNATIONAL ARCHITECTS, INC.	\$ 526,122	\$ 526,122	\$ -	\$ -	\$ -	\$ -	\$ -	\$ -	\$ 526,122	100.00%
THE RUSK SCHOOL	CMAR	49451	STATTERFIELD & PONTIKES CONST.	\$ 7,949,866	\$ 7,951,346	\$ -	\$ -	\$ -	\$ -	\$ -	\$ -	\$ -	0.00%
THE RUSK SCHOOL	Other		0 VARIOUS VENDORS	\$ 2,269,640	\$ 1,306,557	\$ 445,552	\$ 202,257	\$ -	\$ -	\$ -	\$ -	\$ 647,809	28.54%
	Total			\$ 10,745,628	\$ 9,732,907	\$ -	\$ -	\$ -	\$ -	\$ -	\$ -	\$ -	

BUSINESS ASSISTANCE (M/WBE)

2007 BOND REPORT

School Name	Vendor / Project Type	VID	Vendor Name	Contracted Amount	Payments to Date	First Tier MBE Spend	First Tier WBE Spend	Additional MBE Spend	Additional WBE Spend	Second Tier MBE Spend	Second Tier WBE Spend	Total M/WBE Commitment Amount	Total M/WBE Committed Percentage
WALTRIP HIGH SCHOOL	Architect		66051 GENSLER	\$ 1,729,364	\$ 1,184,867	\$ -	\$ -	\$ -	\$ -	\$ -	\$ -	\$ 1,184,867	17.73%
WALTRIP HIGH SCHOOL	CSP Contractor		78054 FORT BEND MECHANICAL LTD.	\$ 12,142,412	\$ 6,906,134	\$ -	\$ -	\$ -	\$ -	\$ 2,704,440	\$ 36,244	\$ 306,684	17.73%
WALTRIP HIGH SCHOOL	Other		0 VARIOUS VENDORS	\$ 4,726,021	\$ 4,622,857	\$ 1,154,914	\$ 71,1413	\$ -	\$ -	\$ 2,027,003	\$ 2,439,600	\$ 4,466,603	36.79%
	Total			\$ 18,598,397	\$ 12,803,958	\$ -	\$ -	\$ -	\$ -	\$ -	\$ -	\$ 1,866,327	39.49%
WORTHING HIGH SCHOOL	Architect	19286	MOLINA WALKER ARCHITECTS, INC.	\$ 1,502,023	\$ 1,407,507	\$ -	\$ 1,502,023	\$ 17,000	\$ 12,500	\$ -	\$ -	\$ 1,522,622	100.00%
WORTHING HIGH SCHOOL	CSP Contractor		78054 FORT BEND MECHANICAL LTD.	\$ 14,016,367	\$ 3,910,871	\$ -	\$ -	\$ -	\$ -	\$ 1,021,925	\$ 243,679	\$ 1,265,604	8.78%
WORTHING HIGH SCHOOL	Other		0 VARIOUS VENDORS	\$ 2,242,577	\$ 1,906,829	\$ 447,533	\$ 146,310	\$ -	\$ -	\$ -	\$ -	\$ 593,843	26.48%
	Total			\$ 18,221,766	\$ 7,065,206	\$ -	\$ -	\$ -	\$ -	\$ -	\$ -	\$ 2,862,026	15.64%
GAGE ELEMENTARY SCHOOL	Architect	54154	REY DE LA REZA ARCHITECTS	\$ 43,565	\$ 33,065	\$ -	\$ -	\$ -	\$ -	\$ -	\$ -	\$ 33,065	100.00%
GAGE ELEMENTARY SCHOOL	Other		0 VARIOUS VENDORS	\$ 846,393	\$ 59,024	\$ 25,143	\$ -	\$ -	\$ -	\$ -	\$ -	\$ 25,143	2.97%
	Total			\$ 89,958	\$ 92,089	\$ -	\$ -	\$ -	\$ -	\$ -	\$ -	\$ 58,210	64.61%
CODWELL ELEMENTARY SCHOOL	Architect	43325	PRK ARCHITECTS	\$ 90,479	\$ -	\$ -	\$ -	\$ -	\$ -	\$ 5,409	\$ 386	\$ 5,796	6.41%
CODWELL ELEMENTARY SCHOOL	Other		0 VARIOUS VENDORS	\$ 923,410	\$ 187,196	\$ 38,309	\$ 64,662	\$ -	\$ -	\$ -	\$ -	\$ 102,971	11.15%
	Total			\$ 1,013,889	\$ 187,196	\$ -	\$ -	\$ -	\$ -	\$ -	\$ -	\$ 108,767	10.74%
CONDIT ELEMENTARY SCHOOL	Architect	68861	GEBER ARCHITECTS	\$ 22,835	\$ 15,021	\$ 22,835	\$ -	\$ -	\$ -	\$ -	\$ -	\$ 22,835	100.00%
CONDIT ELEMENTARY SCHOOL	Other		0 VARIOUS VENDORS	\$ 1,942,025	\$ 488,921	\$ 139,227	\$ 405	\$ -	\$ -	\$ -	\$ -	\$ 139,682	7.19%
	Total			\$ 1,965,460	\$ 603,944	\$ -	\$ -	\$ -	\$ -	\$ -	\$ -	\$ 162,517	8.22%
DODSON ELEMENTARY SCHOOL	Architect	43325	PRK ARCHITECTS	\$ 15,081	\$ 13,875	\$ -	\$ -	\$ -	\$ -	\$ 5,631	\$ 402	\$ 6,033	40.00%
DODSON ELEMENTARY SCHOOL	Other		0 VARIOUS VENDORS	\$ 98,736	\$ 82,996	\$ 28,092	\$ 54,047	\$ -	\$ -	\$ -	\$ -	\$ 82,139	83.19%
	Total			\$ 113,817	\$ 96,871	\$ -	\$ -	\$ -	\$ -	\$ -	\$ -	\$ 88,172	77.19%
DOWLING MIDDLE SCHOOL	Other		0 VARIOUS VENDORS	\$ 411,653	\$ 411,653	\$ 228,272	\$ 700	\$ -	\$ -	\$ -	\$ -	\$ 228,972	55.62%
	Total			\$ 411,653	\$ 411,653	\$ -	\$ -	\$ -	\$ -	\$ -	\$ -	\$ 228,972	55.62%
DURHAM ELEMENTARY SCHOOL	Architect	66028	RWS ARCHITECTS, INC.	\$ 34,465	\$ 33,956	\$ -	\$ 34,465	\$ 152	\$ 7,892	\$ -	\$ -	\$ 34,465	100.00%
DURHAM ELEMENTARY SCHOOL	Other		0 VARIOUS VENDORS	\$ 470,938	\$ 470,938	\$ 71,890	\$ 42,469	\$ -	\$ -	\$ -	\$ -	\$ 114,359	24.33%
	Total			\$ 504,504	\$ 503,994	\$ -	\$ -	\$ -	\$ -	\$ -	\$ -	\$ 148,824	29.50%
ELROD ELEMENTARY SCHOOL	Architect	68861	GEBER ARCHITECTS	\$ 36,816	\$ 36,816	\$ 36,761	\$ -	\$ -	\$ -	\$ -	\$ -	\$ 36,761	100.00%
ELROD ELEMENTARY SCHOOL	CSP Contractor	22036	PRIME CONTRACTORS INC.	\$ 576,729	\$ 574,929	\$ -	\$ -	\$ -	\$ -	\$ -	\$ -	\$ -	0.00%
ELROD ELEMENTARY SCHOOL	Other		0 VARIOUS VENDORS	\$ 492,429	\$ 492,429	\$ 227,844	\$ 254,744	\$ -	\$ -	\$ -	\$ -	\$ 482,588	97.99%
	Total			\$ 1,107,968	\$ 1,104,233	\$ -	\$ -	\$ -	\$ -	\$ -	\$ -	\$ 482,588	43.55%
FRANKLIN ELEMENTARY SCHOOL	Architect	51528	COURTNEY HARPER + PARTNERS ARCHITECTS, L.C.	\$ 35,517	\$ 28,125	\$ -	\$ 35,517	\$ -	\$ -	\$ -	\$ -	\$ 35,517	100.00%
FRANKLIN ELEMENTARY SCHOOL	Other		0 VARIOUS VENDORS	\$ 1,190,838	\$ 558,943	\$ 33,020	\$ 104,514	\$ -	\$ -	\$ -	\$ -	\$ 137,535	11.55%
	Total			\$ 1,226,354	\$ 586,668	\$ -	\$ -	\$ -	\$ -	\$ -	\$ -	\$ 173,052	14.11%
GOLFCREST ELEMENTARY SCHOOL	Architect	43325	PRK ARCHITECTS	\$ 65,537	\$ 37,693	\$ -	\$ -	\$ -	\$ -	\$ 15,296	\$ 1,093	\$ 16,388	25.08%
GOLFCREST ELEMENTARY SCHOOL	Other		0 VARIOUS VENDORS	\$ 533,885	\$ 99,537	\$ 63,975	\$ 15,590	\$ -	\$ -	\$ -	\$ -	\$ 79,565	14.90%
	Total			\$ 599,422	\$ 137,230	\$ -	\$ -	\$ -	\$ -	\$ -	\$ -	\$ 95,953	15.85%
MANDARIN CHINESE LANGUAGE IMMERSION MAGNET SCHOOL	Architect	19286	MOLINA WALKER ARCHITECTS, INC.	\$ 63,526	\$ 63,526	\$ -	\$ 63,526	\$ -	\$ -	\$ -	\$ -	\$ 63,526	100.00%
MANDARIN CHINESE LANGUAGE IMMERSION MAGNET SCHOOL	Other		0 VARIOUS VENDORS	\$ 461,873	\$ 416,082	\$ 357,231	\$ 3,562	\$ -	\$ -	\$ -	\$ -	\$ 360,793	78.12%
	Total			\$ 525,399	\$ 479,588	\$ -	\$ -	\$ -	\$ -	\$ -	\$ -	\$ 424,319	80.20%
HIGH SCHOOL FOR LAW ENFORCEMENT & CRIMINAL JUSTICE	Architect	54154	REY DE LA REZA ARCHITECTS	\$ 47,75	\$ 47,75	\$ 49,000	\$ -	\$ -	\$ -	\$ -	\$ -	\$ 49,000	100.00%
HIGH SCHOOL FOR LAW ENFORCEMENT & CRIMINAL JUSTICE	Other		0 VARIOUS VENDORS	\$ 209,040	\$ 208,506	\$ 34,901	\$ 53,775	\$ -	\$ -	\$ -	\$ -	\$ 88,676	42.42%
	Total			\$ 256,790	\$ 256,262	\$ 83,901	\$ 53,775	\$ -	\$ -	\$ -	\$ -	\$ 137,676	52.42%
HOGG MIDDLE SCHOOL	Architect	42900	ENGLISH + ASSOCIATES ARCHITECTS, IN	\$ 409,025	\$ 263,900	\$ -	\$ 409,025	\$ -	\$ -	\$ -	\$ -	\$ 409,025	100.00%
HOGG MIDDLE SCHOOL	CSP Contractor	84695	HORIZON INTERNATIONAL GROUP	\$ 491,143	\$ 491,143	\$ 491,143	\$ -	\$ -	\$ -	\$ -	\$ -	\$ 491,143	100.00%
HOGG MIDDLE SCHOOL	CSP Contractor	461541	COMEX CORPORATION	\$ 6,592,000	\$ 6,592,000	\$ -	\$ 6,592,000	\$ -	\$ -	\$ -	\$ -	\$ 6,592,000	100.00%
HOGG MIDDLE SCHOOL	Other		0 VARIOUS VENDORS	\$ 1,463,345	\$ 1,463,345	\$ 430,387	\$ 59,000	\$ 6,000	\$ -	\$ -	\$ -	\$ 489,388	33.44%
	Total			\$ 8,955,512	\$ 2,883,066	\$ -	\$ -	\$ -	\$ -	\$ -	\$ -	\$ 949,556	10.60%
KOLTER ELEMENTARY SCHOOL	Architect	68861	GEBER ARCHITECTS	\$ 30,358	\$ 25,080	\$ 30,358	\$ -	\$ -	\$ -	\$ -	\$ -	\$ 30,358	100.00%
KOLTER ELEMENTARY SCHOOL	CSP Contractor	22036	PRIME CONTRACTORS INC.	\$ 422,561	\$ 416,961	\$ -	\$ -	\$ -	\$ -	\$ -	\$ -	\$ -	0.00%
KOLTER ELEMENTARY SCHOOL	Other		0 VARIOUS VENDORS	\$ 1,594,944	\$ 132,481	\$ 64,404	\$ 49,422	\$ -	\$ -	\$ -	\$ -	\$ 113,826	7.34%
	Total			\$ 607,864	\$ 574,521	\$ -	\$ -	\$ -	\$ -	\$ -	\$ -	\$ 144,184	23.64%
LAW ELEMENTARY SCHOOL	Architect	43325	PRK ARCHITECTS	\$ 57,855	\$ 34,290	\$ -	\$ -	\$ -	\$ -	\$ 13,915	\$ 994	\$ 14,909	25.77%
LAW ELEMENTARY SCHOOL	Other		0 VARIOUS VENDORS	\$ 1,081,862	\$ 353,129	\$ 52,007	\$ 85,078	\$ -	\$ -	\$ -	\$ -	\$ 137,085	12.67%
	Total			\$ 1,139,717	\$ 387,419	\$ -	\$ -	\$ -	\$ -	\$ -	\$ -	\$ 151,994	13.34%
MAGREGOR ELEMENTARY SCHOOL	Architect	66028	RWS ARCHITECTS, INC.	\$ 39,007	\$ 36,812	\$ -	\$ 39,007	\$ 169	\$ 7,063	\$ -	\$ -	\$ 39,307	100.00%
MAGREGOR ELEMENTARY SCHOOL	Other		0 VARIOUS VENDORS	\$ 827,561	\$ 762,345	\$ 68,127	\$ 224,166	\$ -	\$ -	\$ -	\$ -	\$ 292,313	34.90%
	Total			\$ 866,568	\$ 799,157	\$ -	\$ -	\$ -	\$ -	\$ -	\$ -	\$ 331,620	38.26%
MILBY HIGH SCHOOL	Architect	51528	COURTNEY HARPER + PARTNERS ARCHITECTS, L.C.	\$ 126,011	\$ 126,011	\$ -	\$ 126,011	\$ -	\$ -	\$ -	\$ -	\$ 126,011	100.00%
MILBY HIGH SCHOOL	Other		0 VARIOUS VENDORS	\$ 744,510	\$ 744,510	\$ 135,306	\$ -	\$ -	\$ -	\$ -	\$ -	\$ 135,306	18.17%
	Total			\$ 870,521	\$ 870,521	\$ -	\$ -	\$ -	\$ -	\$ -	\$ -	\$ 261,317	30.01%
PARKER ELEMENTARY SCHOOL	Architect	68861	GEBER ARCHITECTS	\$ 126,076	\$ 76,773	\$ 126,076	\$ -	\$ 4,957	\$ 1,240	\$ -	\$ -	\$ 126,076	100.00%
PARKER ELEMENTARY SCHOOL	CSP Contractor	22036	PRIME CONTRACTORS INC.	\$ 407,466	\$ 398,082	\$ -	\$ -	\$ -	\$ -	\$ -	\$ -	\$ -	0.00%
PARKER ELEMENTARY SCHOOL	Other		0 VARIOUS VENDORS	\$ 236,928	\$ 230,508	\$ 97,846	\$ 70,738	\$ -	\$ -	\$ -	\$ -	\$ 168,584	71.15%
	Total			\$ 770,471	\$ 705,362	\$ -	\$ -	\$ -	\$ -	\$ -	\$ -	\$ 294,660	38.24%
PUGH ELEMENTARY SCHOOL	Architect	54154	REY DE LA REZA ARCHITECTS	\$ 107,654	\$ 107,654	\$ 142,654	\$ -	\$ -	\$ -	\$ -	\$ -	\$ 142,654	100.00%
PUGH ELEMENTARY SCHOOL	Other		0 VARIOUS VENDORS	\$ 283,380	\$ 165,143	\$ 20,965	\$ 121,921	\$ -	\$ -	\$ -	\$ -	\$ 142,886	50.42%
	Total			\$ 426,034	\$ 272,797	\$ -	\$ -	\$ -	\$ -	\$ -	\$ -	\$ 285,540	67.02%
ROGERS MIDDLE SCHOOL	Architect	38832	SUSTATA ASSOCIATES A.I.A., INC.	\$ 382,609	\$ 364,576	\$ -	\$ -	\$ -	\$ -	\$ -	\$ -	\$ 382,609	100.00%
ROGERS MIDDLE SCHOOL	CSP Contractor	52877	DT CONSTRUCTION	\$ 5,352,931	\$ 4,930,440	\$ -	\$ -	\$ -	\$ -	\$ -	\$ -	\$ -	0.00%
ROGERS MIDDLE SCHOOL	Other		0 VARIOUS VENDORS	\$ 929,001	\$ 883,207	\$ 151,190	\$ 25,079	\$ -	\$ -	\$ 96,220	\$ 22,229	\$ 284,718	31.60%
	Total			\$ 6,665,540	\$ 6,178,222	\$ -	\$ -	\$ -	\$ -	\$ -	\$ -	\$ 667,327	10.00%
SANCHEZ ELEMENTARY SCHOOL	Architect	51528	COURTNEY HARPER + PARTNERS ARCHITECTS, L.C.	\$ 32,668	\$ 25,880	\$ -	\$ 32,668	\$ -	\$ -	\$ -	\$ -	\$ 32,668	100.00%
SANCHEZ ELEMENTARY SCHOOL	Other		0 VARIOUS VENDORS	\$ 633,697	\$ 128,321	\$ 19,631	\$ 63,107	\$ -	\$ -	\$ -	\$ -	\$ 82,738	13.06%
	Total			\$ 666,365	\$ 154,201	\$ -	\$ -	\$ -	\$ -	\$ -	\$ -	\$ 115,406	17.47%

School Name	Vendor / Project Type	VID	Vendor Name	Contracted Amount	Payments to Date	First Tier MBE Spend	First Tier WBE Spend	Additional MBE Spend	Additional WBE Spend	Second Tier MBE Spend	Second Tier WBE Spend	Total M/WBE Commitment Amount	Total M/WBE Committed Percentage
SHEARN ELEMENTARY SCHOOL	Architect	68861	GRB ARCHITECTS	\$ 118,933	\$ 95,625	\$ 118,933	\$ -	\$ 1,040	\$ -	\$ -	\$ -	\$ 118,933	100.00%
	CSP Contractor	22036	PRIME CONTRACTORS INC.	\$ 1,779,094	\$ 1,771,382	\$ -	\$ -	\$ -	\$ -	\$ -	\$ -	\$ -	0.00%
	Other		VARIOUS VENDORS	\$ 454,942	\$ 270,497	\$ 159,657	\$ 65,967	\$ -	\$ -	\$ -	\$ -	\$ 225,623	49.64%
	Total			\$ 2,352,969	\$ 2,137,504								
	Other		VARIOUS VENDORS	\$ 37,792	\$ 37,792	\$ -	\$ -	\$ -	\$ -	\$ -	\$ -	\$ -	0.00%
WAINWRIGHT ELEMENTARY SCHOOL	Architect	66028	RWS ARCHITECTS, INC.	\$ 37,792	\$ 37,792	\$ -	\$ -	\$ -	\$ -	\$ -	\$ -	\$ -	0.00%
	CSP Contractor	481541	COMEX CORPORATION	\$ 139,927	\$ 116,964	\$ -	\$ 139,927	\$ 651	\$ 26,044	\$ -	\$ -	\$ 139,927	100.00%
	Other		VARIOUS VENDORS	\$ 2,014,671	\$ 722,788	\$ -	\$ 2,014,671	\$ -	\$ -	\$ -	\$ -	\$ 2,014,671	100.00%
	Total			\$ 535,013	\$ 480,304	\$ 42,641	\$ 48,683	\$ -	\$ -	\$ -	\$ -	\$ 91,324	17.07%
	Other		VARIOUS VENDORS	\$ 2,689,611	\$ 1,320,056								
WINDSOR VILLAGE ELEMENTARY SCHOOL	Architect	59798	VLK ARCHITECTS	\$ 118,202	\$ 9,046	\$ -	\$ -	\$ -	\$ -	\$ -	\$ -	\$ -	0.00%
	Other		VARIOUS VENDORS	\$ 1,320,856	\$ 305,454	\$ 123,749	\$ 450	\$ -	\$ -	\$ -	\$ -	\$ 124,199	9.40%
	Total			\$ 1,439,058	\$ 314,500								
	Architect	42709	PDG, INC	\$ 198,568	\$ 198,568	\$ -	\$ -	\$ -	\$ -	\$ 25,660	\$ 4,100	\$ 29,760	14.99%
	CSP Contractor	52887	DT CONSTRUCTION	\$ 3,288,984	\$ 3,288,984	\$ -	\$ -	\$ -	\$ -	\$ 800,541	\$ 85,872	\$ 886,412	26.95%
INTERNATIONAL HIGH SCHOOL @ SHARPSTOWN	Other		VARIOUS VENDORS	\$ 1,269,819	\$ 1,260,235	\$ 425,628	\$ 211,724	\$ -	\$ -	\$ -	\$ -	\$ 637,353	49.41%
	Total			\$ 4,777,372	\$ 4,748,178								
	Architect	84380	SMITH & COMPANY ARCHITECTS, INC.	\$ 189,433	\$ 135,105	\$ 189,433	\$ -	\$ -	\$ -	\$ -	\$ -	\$ 189,433	100.00%
	Other		VARIOUS VENDORS	\$ 222,818	\$ 220,068	\$ 33,209	\$ 20,722	\$ -	\$ -	\$ -	\$ -	\$ 53,931	24.20%
	Total			\$ 412,250	\$ 355,173								
MCDONADE ELEMENTARY SCHOOL	Other		VARIOUS VENDORS	\$ 606,361	\$ 606,361	\$ 32,261	\$ 1,412	\$ -	\$ -	\$ -	\$ -	\$ 33,673	5.55%
	Total			\$ 606,361	\$ 606,361								
	Architect	67438	MERRIMAN HOLT ARCHITECTS	\$ 135,926	\$ 100,084	\$ -	\$ -	\$ -	\$ -	\$ 37,434	\$ -	\$ 37,434	27.54%
	Other		VARIOUS VENDORS	\$ 98,296	\$ 96,996	\$ 19,181	\$ 450	\$ -	\$ -	\$ -	\$ -	\$ 19,631	19.97%
	Total			\$ 234,221	\$ 197,080								
SCHOOL ATHLETICS	Architect	28883	Nutex Corporation	\$ 936,930	\$ 891,112	\$ -	\$ 936,930	\$ 100,000	\$ -	\$ -	\$ -	\$ 936,930	100.00%
	Other		VARIOUS VENDORS	\$ 3,555,034	\$ 3,110,369	\$ 441,119	\$ 50,485	\$ -	\$ -	\$ -	\$ -	\$ 491,604	13.83%
	Total			\$ 4,491,964	\$ 4,001,481								
	Other		VARIOUS VENDORS	\$ 425,055	\$ 425,055	\$ 397,353	\$ -	\$ -	\$ -	\$ -	\$ -	\$ 397,353	93.48%
	Total			\$ 425,055	\$ 425,055								
CLOSEOUT CAMPUSES	Other		VARIOUS VENDORS	\$ 237,050	\$ 188,714	\$ 25,610	\$ 32,711	\$ -	\$ -	\$ -	\$ -	\$ 58,321	24.60%
	Total			\$ 237,050	\$ 188,714								
	CMPA	65977	AECOM SERVICES INC	\$ 7,145,225	\$ 6,958,529	\$ -	\$ -	\$ -	\$ -	\$ 1,865,000	\$ 959,806	\$ 2,824,806	39.53%
	Total			\$ 7,145,225	\$ 6,958,529								
	CMPA	82861	ATSER, L.P.	\$ 8,087,532	\$ 8,087,532	\$ 8,087,532	\$ -	\$ 1,900,000	\$ -	\$ -	\$ -	\$ -	\$ 8,087,532
JOHNSTON, LLC	CMPA	60971	JOHNSTON, LLC	\$ 8,087,532	\$ 8,087,532	\$ -	\$ -	\$ -	\$ -	\$ -	\$ -	\$ -	0.00%
	Total			\$ 8,187,925	\$ 7,973,985								
	CMPA	72745	RICE & GARDNER CONSULTANTS, INC.	\$ 8,187,925	\$ 7,973,985	\$ -	\$ -	\$ -	\$ -	\$ 1,850,000	\$ 384,890	\$ 2,234,890	27.29%
	Total			\$ 6,876,302	\$ 6,696,632								
	Other		TURNER-TREVINO-HSD JV	\$ 6,876,302	\$ 6,696,632	\$ -	\$ -	\$ -	\$ -	\$ 1,001,362	\$ 1,005,369	\$ 2,006,731	29.18%
TURNER-TREVINO-HSD JV	CMPA	84149	TURNER-TREVINO-HSD JV	\$ 6,413,565	\$ 6,245,986	\$ -	\$ -	\$ -	\$ -	\$ 2,297,974	\$ -	\$ 2,297,974	35.83%
	Total			\$ 6,413,565	\$ 6,245,986								
	Design & Construction Total			\$ 728,137,709	\$ 694,760,481	\$ 38,937,904	\$ 65,637,998	\$ 4,870,314	\$ 2,646,892	\$ 120,476,975	\$ 25,703,630	\$ 250,756,508	34.44%
	Other Project Cost Total (Various Vendors)			\$ 261,577,221	\$ 245,947,453	\$ 58,691,254	\$ 22,059,248	\$ 300,748	\$ 160,763	\$ -	\$ 190,535	\$ 903,654	31.14%
	CMPA Total			\$ 36,710,549	\$ 35,962,664	\$ 8,087,532	\$ -	\$ 1,900,000	\$ -	\$ -	\$ 7,014,336	\$ 2,350,665	\$ 47,545,932
Grand Total*			\$ 1,026,425,479	\$ 976,670,598	\$ 105,716,690	\$ 87,697,246	\$ 7,071,062	\$ 2,807,655	\$ 127,681,661	\$ 28,557,349	\$ 349,652,946	34.07%	

Certified MWBE firm by one of the following agencies: City of Houston (COH), Houston Minority Supplier Development Council (HMSDC), and/or Women's Business Enterprise Alliance (WBEA).

First Tier Spend is defined as a certified MWBE firm that invoices HSD directly for goods and/or services. (All invoices paid by HSD.)

Additional Spend is defined as a certified MWBE firm that subcontracts with another certified MWBE firm for goods and/or services. (All invoices paid by First Tier MWBE firm; Additional Spend is not included in the Total MWBE Commitment.)

Second Tier Spend is defined as a Non-MWBE firm who subcontracts with a certified MWBE firm for goods and/or services. (All invoices paid by non-MWBE firm.)

*Grand Total Contracted Amount = Budgeting's Pre-Encumbrance + Encumbrance + Actual + CMPA TOTALS

NOTE: Various Vendor spend would be inclusive of additional construction costs (including Hazardous Material Removal, HVAC (DBR), Other Program Cost, Safety/Security, Science Infrastructure, Tracks and T-Building), Other Program Costs (including Management, Project Reserves and Soft Costs), Furnishings/Equipment Costs (including furniture, library books, other equipment, science equipment and technology), and Land Purchase Costs (including Land Purchases, Appraisals, and Environmental Testing).



2007/2012 Bond Financial Reports

Sherrie Robinson
Controller

Office of the Controller, 3 Northeast
4400 W. 18th St.
Houston, Texas 77092



www.HoustonISD.org/Bond

2007 Bond Financial Report

The 2007 Facilities Capital Program has delivered on promises HISD made and is projected to be completed by the end of 2014. The total budget for the 2007 Facilities Capital Program is \$1,176,130,676, of which \$1,060,400,472 is committed (including encumbrances of \$52,982,873 and actual expenditures of \$1,007,417,599) leaving \$115,730,204 or 10% available to complete the projects.

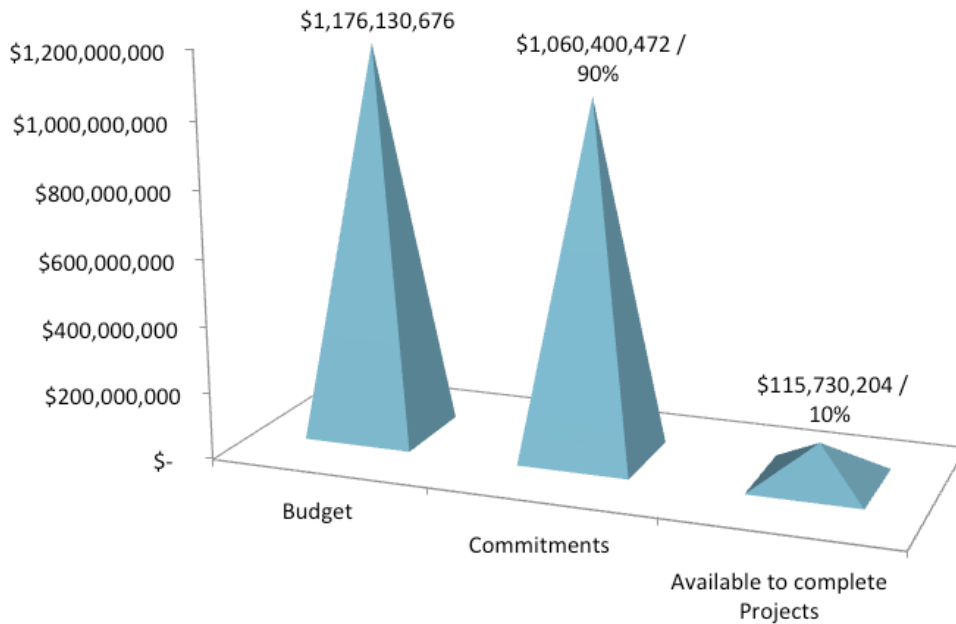
The table below provides a summary of the 2007 Facilities Capital Program by funding source from inception through June 30, 2014.

Funding and Expenditures Summary

FUNDING SOURCE	BUDGET	COMMITMENTS	AVAILABLE TO COMPLETE PROJECTS
Bond Issue	\$805,000,000	\$741,863,352	\$63,136,648
Pay As You Go	\$145,000,000	\$118,440,803	\$26,559,197
Capital Projects	\$95,000,000	\$77,343,755	\$17,656,245
Public Facility Corp.	\$48,000,000	\$47,982,308	\$17,692
Other	\$83,130,676	\$74,770,254	\$8,360,422
Total	\$1,176,130,676	\$1,060,400,472	\$115,730,204

The following chart illustrates total budget, commitments, and remaining funds available to complete projects as of June 30, 2014.

Total Budget, Commitments & Available Funding to Date



In summary, HISD 2007 Facilities Capital Program has 10% of total funding available to complete projects. It is exciting to witness many students already enjoying new and improved facilities as HISD fulfills the commitments made to voters in 2007.

Facilities Capital Program

Funding Source Descriptions

Bond Issue

Funding is provided from the voter approved referendum

Pay-As-You-Go

Funding for this program was created through legislative actions passed by the Texas Legislature

Capital Projects

Funding consists of proceeds from sales of capital assets

Public Facility Corporation

Funding is provided from this non-profit corporation created by the district to issue bonds for capital project initiatives

Other

Funding is provided from the General fund athletic projects, Trustee projects, Tax Increment Reinvestment Zones and the HVAC component that was incorporated with this program



www.HoustonISD.org/Bond



Project Budget/Commitment/ Available Funds Report

2007 Bond Financial Report



www.HoustonISD.org/Bond

2007 BOND FINANCIAL REPORT

Facilities Capital Program — Project Budget/Commitment/Available Funds Report — Page 1 of 4 As of June 30, 2014

		Total	CMPA Fees	Budget	Pre-Encumb	Encumbrance	Actual	Available to Complete Projects
Org				\$	\$	\$	\$	\$
001	Austin H.S.	4,644,059.00	232,035.51	4,412,023.49		18,792.28	4,393,231.21	
002	Bellaire H.S.	15,611,655.00	286,150.00	15,325,505.00		102,711.92	14,655,554.00	567,239.08
003	Davis H.S.	5,283,975.32	238,095.00	5,045,880.32			4,884,008.77	161,871.55
004	Furr H.S.	11,265,505.32	756,545.55	10,508,959.77		100,085.02	10,155,204.95	253,669.80
006	Jones H.S.	5,226,786.39	277,035.00	4,949,751.39		6,545.69	4,943,205.70	
007	Kashmere H.S.	3,651,238.72	164,175.00	3,487,063.72	64,242.79	40,820.50	2,395,421.85	986,578.58
008	Lamar H.S.	10,015,641.25	788,476.00	9,227,165.25		124,755.99	9,102,409.26	
009	Lee H.S.	2,948,578.19	278,410.00	2,670,168.19		13,285.25	2,656,882.94	
010	Madison H.S.	6,823,077.21	355,795.00	6,467,282.21		101,156.54	6,366,125.67	
011	Milby H.S.	1,040,471.04	169,950.00	870,521.04		88,650.00	781,871.04	
014	Sterling H.S.	2,244,829.39	234,870.51	2,009,958.88	3,552.90	53,762.75	1,952,643.23	
015	Waltrip H.S.*	22,278,186.54	1,367,385.00	20,910,801.54		5,794,239.29	12,803,957.72	2,312,604.53
016	Washington H.S.	1,813,135.74	183,810.00	1,629,325.74			1,393,908.82	235,416.92
017	Westbury H.S.	5,112,633.15	186,730.00	4,925,903.15		5,360.45	4,920,542.70	
019	Worthing H.S.*	21,205,680.17	1,250,553.00	19,955,127.17		11,156,560.10	7,065,206.11	1,733,360.96
020	Yates H.S.	4,119,102.05	204,655.00	3,914,447.05		47,753.97	3,866,693.08	
023	Sharpstown H.S.	3,038,697.86	158,840.00	2,879,857.86			2,879,857.86	
024	Scarborough H.S.	12,427,654.02	755,400.00	11,672,254.02		41,378.45	11,630,875.57	
025	HSPVA	4,529,193.69	283,745.00	4,245,448.69			4,245,448.69	
029/093	C.L.C. HS	1,438,777.72		1,438,777.72		76,477.38	1,332,992.45	29,307.89
033	Jordan H.S.	2,178,617.64	163,510.19	2,015,107.45		114,544.20	1,900,563.25	
034	Law Enf/Crim Justice	330,254.53	72,215.00	258,039.53		44,758.88	213,280.65	
036	Westside HS	1,223,083.44	33,000.00	1,190,083.44		1,288.00	1,188,795.44	
038	Carter Career Center	1,797,289.60		1,797,289.60		16,261.72	1,781,027.88	
039	Rogers, T.H. M.S.	7,652,171.00	423,445.00	7,228,726.00		487,079.75	6,178,222.15	563,424.10
041	Attucks M.S.	3,943,236.30	302,610.00	3,640,626.30		1,784.90	3,638,841.40	
042	Black M.S.	6,122,701.30	422,339.00	5,700,362.30	1,872.09		5,698,490.21	
043	Burbank M.S.	14,133,773.53	765,938.00	13,367,835.53		3,875.72	13,254,262.97	109,696.84
044	Cullen M.S.	15,304,205.00	808,346.60	14,495,858.40		49,124.25	13,049,771.96	1,396,962.19
045	Deady M.S.	3,503,168.50	275,905.30	3,227,263.20	4,699.78	258,289.61	2,760,260.23	204,013.58
046	Edison M.S.	1,108,350.77	75,900.00	1,032,450.77		2,475.00	1,029,975.77	
047	Fonville M.S.	9,545,105.58	655,160.00	8,889,945.58			8,889,945.58	
048	Clifton M.S.	8,518,160.26	536,047.00	7,982,113.26		22,926.25	7,959,187.01	
049	Hamilton M.S.	2,846,985.60	210,490.00	2,636,495.60		78,471.38	2,530,259.80	27,764.42
050	Holland M.S.	3,427,102.45	183,935.15	3,243,167.30	2,950.00	19,161.46	3,221,055.84	
052	Henry M.S.	2,220,433.09	132,055.00	2,088,378.09			2,088,378.09	
053	Hogg M.S.	10,616,354.57	547,525.00	10,068,829.57		6,072,475.72	2,883,036.28	1,113,317.57
054	Jackson M.S.	14,043,298.14	876,021.87	13,167,276.27		173,986.95	12,846,160.39	147,128.93
055	Johnston M.S.	10,739,621.07	576,463.00	10,163,158.07		4,024,015.91	5,776,528.42	362,613.74
056	Welch M.S.	6,326,728.58	446,215.00	5,880,513.58			5,880,513.58	
057	Lanier M.S.	1,704,588.09	134,993.00	1,569,595.09			1,569,595.09	
059	Long Academy	10,465,653.30	718,605.00	9,747,048.30		89,303.25	9,657,745.05	
060	Revere M.S.	1,758,255.62	81,125.00	1,677,130.62	171.73	7,427.79	1,505,703.79	163,827.31
061	Marshall M.S.	5,554,678.75	330,495.00	5,224,183.75		4,560.00	5,219,623.75	
062	McReynolds M.S.	12,063,859.49	668,233.25	11,395,626.24		374,535.96	10,777,349.86	243,740.42
066	Ryan M.S.	6,759,807.23	407,660.00	6,352,147.23		247,568.50	3,958,157.59	2,146,421.14
067	Smith, E.O. M.S.	3,724,749.17		3,724,749.17		14,683.00	3,710,066.17	
068	Grady M.S.	12,881,797.16	172,315.00	12,709,482.16		13,160.00	12,696,322.16	
072	Fondren M.S.	2,213,999.39	187,385.00	2,026,614.39		1,977.46	2,024,636.93	

* Project's combined with 2012 program

2007 BOND FINANCIAL REPORT

Facilities Capital Program — Project Budget/Commitment/Available Funds Report — Page 2 of 4

As of June 30, 2014

		Total	CMPA Fees	Budget	Pre-Encumb	Encumbrance	Actual	Available to Complete Projects
Org				\$	\$	\$	\$	\$
074	Woodson M.S.	1,870,142.71	131,747.31	1,738,395.40		5,391.43	1,733,003.97	
075	Dowling M.S.	480,183.20	68,530.00	411,653.20			411,653.20	
077	Thomas M.S.	2,721,044.77	168,813.54	2,552,231.23		48,057.00	2,504,174.23	
075	Dowling M.S.	480,183.20	68,530.00	411,653.20			411,653.20	
077	Thomas M.S.	2,721,044.77	168,813.54	2,552,231.23		48,057.00	2,504,174.23	
078	Fleming M.S.	8,101,166.88	518,451.00	7,582,715.88			7,582,715.88	
079	Key M.S.	4,337,028.48	162,648.20	4,174,380.28		510,351.50	3,602,496.74	61,532.04
080	Rice School M.S.	4,050,417.12	269,390.00	3,781,027.12			3,781,027.12	
081	Sharpstown Intnl	1,485,255.61	89,595.00	1,395,660.61		882.19	1,394,778.42	
098	Stevenson M.S.	3,209,444.91	203,998.80	3,005,446.11		6,373.77	2,999,072.34	
102	Alcott Elem	4,945,398.84	345,104.78	4,600,294.06		11,472.04	4,588,822.02	
103	Allen Elem	16,119,512.09		16,119,512.09		78,477.88	16,041,034.21	
104	Almeda Elem	18,143,106.65		18,143,106.65	207.30	13,699.52	18,129,199.83	
105	Anderson Elem	3,339,313.34	211,805.00	3,127,508.34		18,694.30	3,108,814.04	
106	Atherton Elem	15,286,126.99	830.00	15,285,296.99		85,497.04	15,199,799.95	
107	Barrick Elem	4,916,795.05	281,325.00	4,635,470.05		2,524.65	4,525,794.36	107,151.04
109	Berry Elem	14,851,795.94	6,200.00	14,845,595.94		2,324.15	14,843,271.79	
115	Durham Elem	551,583.50	47,080.00	504,503.50		509.64	503,993.86	
120	Browning Elem	2,956,759.78	269,951.32	2,686,808.46		54,440.55	2,120,564.78	511,803.13
122	Burbank Elem	4,538,995.60	289,750.60	4,249,245.00		1,212,154.05	2,734,395.47	302,695.48
123	Codwell Elem	1,698,505.25	85,268.10	1,613,237.15		826,693.00	187,195.71	599,348.44
124	Burnet Elem	1,997,852.37	84,216.33	1,913,636.04		105,729.60	1,778,343.71	29,562.73
125	Burrus Elem	2,504,025.38	93,279.63	2,410,745.75		41,978.08	2,314,622.80	54,144.87
128	Lyons Elem	1,897,512.72	125,534.20	1,771,978.52		73,758.87	1,203,156.52	495,063.13
130	Condit Elem	24,521,044.08	37,785.00	24,483,259.08		1,461,515.91	503,944.07	22,517,799.10
135	Crockett Elem	7,692,856.33		7,692,856.33			7,692,856.33	
136	Cunningham Elem	15,960,326.01	6,200.00	15,954,126.01		3,116.50	15,951,009.51	
137	De Chaumes Elem	17,995,498.00	6,200.00	17,989,298.00		9,575.00	17,979,723.00	
138	De Zavala Elem	824,982.99	76,890.00	748,092.99			748,092.99	
139	Dodson Elem	154,992.31	41,175.60	113,816.71		17,545.79	96,270.92	
143/344	Briarmeadow Charter	814,455.12		814,455.12		2,598.30	811,856.82	
144	Durkee Elem	6,411,280.50	406,342.00	6,004,938.50		12,667.98	5,992,270.52	
148	Elrod Elem	1,183,603.67	58,575.00	1,125,028.67		3,745.05	1,104,223.22	17,060.40
149	Emerson Elem	327,353.94	11,000.00	316,353.94	39,758.20	12,073.50	155,011.96	109,510.28
152	Field Elem	717,843.06	73,998.00	643,845.06			643,845.06	
155	Franklin Elem	1,414,098.90	114,619.90	1,299,479.00	750.00	638,736.63	586,667.75	73,324.62
156	Frost Elem	14,960,866.05		14,960,866.05		8,922.80	14,951,943.25	
157	Garden Oaks Elem	219,578.37		219,578.37		19,583.40	127,687.74	72,307.23
158	Garden Villas Elem	6,722,126.00	475,150.88	6,246,975.12		44,834.28	6,184,056.71	18,084.13
159	Golfcrest Elem	1,307,126.30	99,905.30	1,207,221.00		461,992.37	137,230.12	607,998.51
160	Gordon Elem	560,763.80	35,365.00	525,398.80		45,811.04	479,587.76	
162	Gregg Elem	16,493,985.59		16,493,985.59			16,493,985.59	
163	Sugar Grove Academy	4,700,455.00		4,700,455.00		4,138.93	3,797,842.27	898,473.80
164	Grimes Elem	619,545.36	207,295.00	412,250.36		57,077.30	355,173.06	
166	Harris, J.R. Elem	4,468,091.62	317,900.00	4,150,191.62		12,340.25	3,898,087.01	239,764.36
167	Harris, R.P. Elem	4,767,734.73	331,942.99	4,435,791.74		20,062.30	4,004,179.47	411,549.97
169	Harvard Elem	1,703,938.23	136,562.00	1,567,376.23		68,400.89	1,390,266.02	108,709.32
170	Helms Elem	2,944,661.79	178,530.00	2,766,131.79		88,666.14	2,677,465.65	
171	Henderson, J.P. Elem	1,587,348.73	94,985.00	1,492,363.73			1,492,363.73	
173	Herod Elem	15,491,944.74		15,491,944.74			15,491,944.74	

* Project's combined with 2012 program

2007 BOND FINANCIAL REPORT

Facilities Capital Program — Project Budget/Commitment/Available Funds Report — Page 3 of 4

As of June 30, 2014

		Total	CMPA Fees	Budget	Pre-Encumb	Encumbrance	Actual	Available to Complete Projects
Org				\$	\$	\$	\$	\$
175	Hobby Elem	3,109,259.83	213,510.00	2,895,749.83		36,820.52	2,858,929.31	
177	Holden Elem	150,000.00		150,000.00				150,000.00
178	Horn Elem	15,092,656.65		15,092,656.65		21,548.00	15,071,108.65	
180	Isaacs Elem	3,510,208.36	215,490.00	3,294,718.36			3,191,901.36	102,817.00
182	Jefferson Elem	1,530,774.93	81,859.30	1,448,915.63		174,278.40	1,062,547.70	212,089.53
184/348	Jones, J.W. Elem	1,793,315.82		1,793,315.82			1,793,315.82	
185	Kashmere Gardens El	2,396,548.67	110,000.00	2,286,548.67		76,626.68	1,677,798.39	532,123.60
187	Kelso Elem	1,088,909.45	53,350.00	1,035,559.45		2,830.32	1,032,729.13	
189	Kolter Elem	672,606.37	40,205.00	632,401.37		33,342.10	574,521.43	24,537.84
194	Lewis Elem	22,817,068.07		22,817,068.07		2,386.75	22,814,681.32	
195	Lockhart Elem	17,909,039.63		17,909,039.63		38,312.07	17,870,727.56	
198	Love Elem	948,135.26	70,093.00	878,042.26			878,042.26	
199	Lovett Elem	16,283,303.04		16,283,303.04		2,116.64	16,281,186.40	
201	MacGregor Elem	1,042,812.70	53,625.00	989,187.70		77,311.26	799,556.76	112,319.68
202	McDade Elem	606,361.35		606,361.35			606,361.35	
204	Memorial Elem	858,191.12	75,318.00	782,873.12			782,873.12	
207	Montgomery Elem	3,544,169.57	237,985.00	3,306,184.57		7,401.02	3,298,783.55	
210	Northline Elem	3,854,463.83	258,335.00	3,596,128.83		19,350.83	3,576,778.00	
212	Oates Elem	1,942,988.31	115,885.00	1,827,103.31		24,463.33	1,802,639.98	
213	Osborne Elem	4,293,426.13	250,305.00	4,043,121.13		12,390.05	4,030,731.08	
215	Parker Elem	1,123,462.86	162,415.00	961,047.86		65,108.30	705,362.28	190,577.28
216	Patterson Elem	19,013,862.87		19,013,862.87		26,112.98	18,987,749.89	
217	Peck Elem	17,189,268.27		17,189,268.27		69,601.06	17,119,667.21	
219	Piney Point Elem	18,979,165.01		18,979,165.01		15,974.60	18,963,190.41	
220	Pleasantville Elem	4,665,538.43	289,360.01	4,376,178.42		58,705.78	4,317,472.64	
221	Poe Elem	1,991,811.46	139,668.00	1,852,143.46			1,852,143.46	
222	Port Houston Elem	1,040,734.20	73,235.70	967,498.50		256,381.78	98,609.70	612,507.02
223	Pugh Elem	3,038,219.70	214,663.70	2,823,556.00		153,237.09	272,797.00	2,397,521.91
226	Rhoads Elem	234,221.40		234,221.40		37,141.85	197,079.55	
227	McNamara Elem	2,260,521.25	187,715.00	2,072,806.25			2,072,806.25	
228	River Oaks Elem	242,421.86		242,421.86		5,817.00	159,617.16	76,987.70
231	Roosevelt Elem	15,799,057.43		15,799,057.43	35,660.70	2,374.77	15,761,021.96	
232	Ross Elem	3,859,074.50	182,140.50	3,676,934.00		573,295.84	1,101,434.86	2,002,203.30
234	Rusk Elem	11,472,362.60	525,673.92	10,946,688.68		1,012,720.91	9,732,906.92	201,060.85
237	Scarborough Elem	5,239,421.77	330,392.00	4,909,029.77		154.50	4,908,875.27	
238	Scott Elem	19,280,350.34	830.00	19,279,520.34		47,515.65	19,232,004.69	
239	Shearn Elem	2,493,478.64	140,910.00	2,352,568.64		215,064.99	2,137,503.65	
240	Sherman Elem	17,339,719.53	1,660.00	17,338,059.53		27,433.00	16,848,415.31	462,211.22
241	Sinclair Elem	524,336.22	1,660.00	522,676.22			522,676.22	
242	Smith, K. Elem	17,050,846.00	1,660.00	17,049,186.00		357,603.26	10,810,861.18	5,880,721.56
244	Southmayd Elem	12,947,995.57	576,837.57	12,371,158.00		1,558,089.07	10,699,218.89	113,850.04
248	Sutton Elem	6,310,699.00	431,035.00	5,879,664.00	11,714.46	459,500.19	5,222,681.16	185,768.19
252	Wainwright Elem	3,177,976.00	167,475.00	3,010,501.00		1,369,554.50	1,320,056.36	320,890.14
256	Wharton K-8 Dual Lan	1,148,000.00		1,148,000.00		26,488.49	903,964.96	217,546.55
257	Whidby Elem	4,155,623.41	263,835.00	3,891,788.41		2,020.01	3,889,768.40	
258	Whittier Elem	3,712,924.72	188,485.00	3,524,439.72		106,776.11	3,110,471.75	307,191.86
260	Windsor Village Elem	3,973,214.23	218,648.60	3,754,565.63		1,124,558.66	314,499.75	2,315,507.22
261	Chatham Elem	200,000.00		200,000.00		151,573.00	1,000.00	47,427.00
262	Grissom Elem	3,939,327.90	282,463.50	3,656,864.40		266,314.69	3,158,422.49	232,127.22
263	Law Elem	1,393,085.40	99,807.40	1,293,278.00		752,297.95	387,418.81	153,561.24

* Project's combined with 2012 program

2007 BOND FINANCIAL REPORT

Facilities Capital Program — Project Budget/Commitment/Available Funds Report — Page 4 of 4

As of June 30, 2014

		Total	CMPA Fees	Budget	Pre-Encumb	Encumbrance	Actual	Available to Complete Projects
Org				\$	\$	\$	\$	\$
264	Mitchell Elem	3,519,732.88	203,005.00	3,316,727.88		6,262.98	3,310,464.90	
265	Petersen Elem	3,058,261.54	190,850.00	2,867,411.54		16,046.61	2,851,364.93	
267	White Elem	3,213,814.38	242,275.00	2,971,539.38		7,346.36	2,964,193.02	
268	Benbrook Elem	2,780,255.52	169,200.00	2,611,055.52			2,611,055.52	
271	Foerster Elem	4,142,145.11	431,310.00	3,710,835.11		17,158.00	3,693,677.11	
272	MacArthur Elem	272,945.00		272,945.00			97,203.00	175,742.00
273	Ashford Elem	1,175,915.09	90,530.00	1,085,385.09	36,134.94	13,680.00	966,294.79	69,275.36
274	Askew Elem	2,841,942.35	249,015.00	2,592,927.35		366.73	2,582,530.85	10,029.77
275	Bush Elem	1,342,807.50	118,635.00	1,224,172.50			1,224,172.50	
276	Shadowbriar Elem	2,080,489.47	166,100.00	1,914,389.47			1,914,389.47	
281	Sanchez Elem	837,413.70	81,622.70	755,791.00		512,163.82	154,201.15	89,426.03
283	Garcia Elem	1,516,380.90	113,112.90	1,403,268.00		48,133.50	1,140,400.34	214,734.16
285	Valley West Elem	8,227,966.89		8,227,966.89		6,624.21	8,221,342.68	
286	Herrera Elem	2,466,164.83	168,903.70	2,297,261.13		4,157.25	2,293,103.88	
287	Cage Elem	1,107,090.70	95,370.70	1,011,720.00		797,869.46	92,088.63	121,761.91
289	Martinez, C.	2,685,702.95	165,880.00	2,519,822.95			2,519,822.95	
290	Crespo Elem	4,454,891.06	199,320.00	4,255,571.06		323,574.69	3,143,656.54	788,339.83
291	Gallegos Elem	3,134,802.00	146,690.16	2,988,111.84		13,440.30	2,816,316.23	158,355.31
292	Carrillo Elem	2,308,508.35	178,915.00	2,129,593.35		1,705.00	2,127,888.35	
295	Benavidez Elem	2,289,795.42	200,970.00	2,088,825.42		5,410.20	2,083,415.22	
297	Davila Elem	3,615,066.37	238,568.36	3,376,498.01		106,029.20	3,161,085.98	109,382.83
298	Martinez, R. Elem	2,994,680.60	228,952.09	2,765,728.51		52,846.77	2,712,881.74	
299	Milne Elem	2,880,895.81	289,685.00	2,591,210.81		98,671.35	2,492,539.46	
301	Eastwood Academy	7,434,845.61	344,256.84	7,090,588.77	88,121.69	87,037.87	6,915,429.21	
308	North Houston EC HS*	4,952,875.74		4,952,875.74		35,240.72	395,306.10	4,522,328.92
309	9th GradePrep. Acad.	106,298.98		106,298.98			106,298.98	
310	S. Houston-Math/Scie	10,818,772.28	429,807.11	10,388,965.17		138,463.53	10,250,501.64	
322	VANGUARD HS	22,701,142.30		22,701,142.30		89,424.14	22,060,331.94	551,386.22
360	Bellfort ECC	4,264,625.17		4,264,625.17		29,882.10	4,234,743.07	
382	Reagan K-8 Ed. Ctr	27,470,770.25		27,470,770.25		17,400.00	27,453,370.25	
383	Deanda Elem	15,421,960.94	6,200.00	15,415,760.94		446,640.59	14,969,120.35	
394	Neff Elem	14,908,102.58	1,245.00	14,906,857.58		15,374.00	14,767,746.67	123,736.91
396	Ray Daily Elem	260,309.83		260,309.83			210,328.90	49,980.93
452	Intnl HS @Sharpstown	3,914,928.50	214,500.00	3,700,428.50		28,311.90	3,353,399.28	318,717.32
454	S. Early College HS*	5,313,500.00		5,313,500.00			37,792.07	5,275,707.93
660	School Athletics*	17,602,495.03	944,570.00	16,657,925.03		490,483.44	4,001,480.77	12,165,960.82
	Turnaround Campuses	425,055.36		425,055.36			425,055.36	
	Closeout Line	243,943.97		243,943.97		48,336.00	188,713.78	6,894.19
	Totals	1,108,023,629.94	36,710,549.17	1,071,313,080.77	289,836.58	48,717,159.58	940,707,934.09	81,598,150.52
	CMPA		(36,710,549.17)	36,710,549.17		747,886.00	35,962,663.17	
	Program Reserves	24,416,535.00		24,416,535.00				24,416,535.00
	Design Standards	595,881.89		595,881.89			495,881.89	100,000.00
	Leed Certification	83,761.82		83,761.82		4,008.00	79,753.82	
	Prolog Management Program	775,000.00		775,000.00		5,512.88	750,403.81	19,083.31
	Districtwide T- Building	9,480,000.00		9,480,000.00		1,871,300.57	6,667,228.77	941,470.66
	Districtwide T- Building Technology	1,716,598.00		1,716,598.00			1,716,598.00	
	Business Development	510,750.00		510,750.00			510,750.00	
	Districtwide Safety & Other	30,528,519.35		30,528,519.35		1,347,169.39	20,526,385.45	8,654,964.51
GRAND TOTAL		1,176,130,676.00		1,176,130,676.00	289,836.58	52,693,036.42	1,007,417,599.00	115,730,204.00

* Project's combined with 2012 program

Report Descriptions

Project Budget/Commitment/Available Funds Report

Column 1

Org (Organization)

Represents the Texas Education Agency (TEA) number assigned to the school or non-school facility.

Column 2

Campus

The school name or non-school facility name – also referred to as “Project.”

Column 3

Total

The total budget allocated to construct the Project, which includes the CMPA fee.

Column 4

CMPA (Construction Manager Program Administrator) Fees

Fee charged by the external management firms.

Column 5

Budget

Represents the project budget maintained in the district’s accounting system — also referred to as “Budget.”

Column 6

Pre-Encumbrance

Requisitions (request to buy) that have been entered into the accounting system and are pending approval/authorization to convert to a purchase order.

Column 7

Encumbrance

Purchase order – also referred to as “commitment.”

Column 8

Actual

Represents total expenditures paid.

Column 9

Available

Uncommitted funds (the difference between the budget less pre-encumbrance less encumbrance less actual).



www.HoustonISD.org/Bond



Contingency Report

2007 Bond Financial Report



www.HoustonISD.org/Bond

2007 BOND FINANCIAL REPORT

Facilities Capital Program — Contingency Report — Page 1 of 2

As of June 30, 2014

			Budget	Pre-Encumb	Encumbrance	Actual	Available to Complete Projects
Org			\$		\$	\$	\$
003	Davis H.S.	6623 Change Order Allowance	1,267,814.49			1,173,964.49	93,850.00
003	Davis H.S.	6630 A/E Allowance	125,530.00			119,865.75	5,664.25
008	Lamar H.S.	6623 Change Order Allowance	459,010.27			458,169.92	840.35
015	Waltrip H.S.	6623 Change Order Allowance	1,461,263.00		515,079.29	196,787.32	749,396.39
015	Waltrip H.S.	6630 A/E Allowance	651,275.15		544,497.00	106,756.05	22.10
019	Worthing H.S.	6623 Change Order Allowance	919,138.00		359,165.28	47,448.29	512,524.43
019	Worthing H.S.	6630 A/E Allowance	520,182.30		128,099.11	387,363.87	4,719.32
044	Cullen M.S.	6630 A/E Allowance	70,828.60		2,565.00	53,605.00	14,658.60
045	Deady M.S.	6623 Change Order Allowance	292,789.00		23,907.71	118,881.29	150,000.00
045	Deady M.S.	6630 A/E Allowance	16,399.00			9,147.00	7,252.00
049	Hamilton M.S.	6630 A/E Allowance	41,802.80			41,543.32	259.48
053	Hogg M.S.	6623 Change Order Allowance	998,789.70		24,730.34	19,815.04	954,244.32
053	Hogg M.S.	6630 A/E Allowance	38,014.68				38,014.68
054	Jackson M.S.	6623 Change Order Allowance	1,133,020.70			1,106,557.91	26,462.79
055	Johnston M.S.	6623 Change Order Allowance	476,720.10		7,460.57	155,442.72	313,816.81
055	Johnston M.S.	6630 A/E Allowance	311,698.00		50,797.18	224,772.32	36,128.50
060	Revere M.S.	6623 Change Order Allowance	227,648.28			205,470.20	22,178.08
060	Revere M.S.	6630 A/E Allowance	33,056.90			29,445.00	3,611.90
062	McReynolds M.S.	6623 Change Order Allowance	1,406,000.00		41,777.00	1,161,371.34	202,851.66
066	Ryan M.S.	6623 Change Order Allowance	475,000.00				475,000.00
066	Ryan M.S.	6630 A/E Allowance	221,052.65		86,645.65	110,837.70	23,569.30
120	Browning Elem	6623 Change Order Allowance	170,857.30		29,650.50	18,305.50	122,901.30
120	Browning Elem	6630 A/E Allowance	19,699.20			9,839.20	9,860.00
124	Burnet Elem	6623 Change Order Allowance	103,209.00			79,985.87	23,223.13
155	Franklin Elem	6623 Change Order Allowance	49,507.00				49,507.00
155	Franklin Elem	6630 A/E Allowance	3,465.00				3,465.00
163	Sugar Grove Academy	6623 Change Order Allowance	300,000.00			173,197.88	126,802.12
169	Harvard Elem	6623 Change Order Allowance	131,554.66		19,706.00	90,552.00	21,296.66
169	Harvard Elem	6630 A/E Allowance	14,213.60		75.33	11,131.67	3,006.60
170	Helms Elem	6623 Change Order Allowance	210,946.00			208,508.42	2,437.58
170	Helms Elem	6630 A/E Allowance	26,400.00			22,098.00	4,302.00
182	Jefferson Elem	6623 Change Order Allowance	45,839.00		43,276.97		2,562.03
182	Jefferson Elem	6630 A/E Allowance	80,743.00		839.50	8,260.50	71,643.00
217	Peck Elem	6623 Change Order Allowance	656,602.56		7,579.39	517,952.56	131,070.61
222	Port Houston Elem	6623 Change Order Allowance	50,164.00				50,164.00
222	Port Houston Elem	6630 A/E Allowance	3,512.00				3,512.00
234	Rusk Elem	6623 Change Order Allowance	1,152,260.29		5,993.19	1,050,342.10	95,925.00
242	Smith, K. Elem	6623 Change Order Allowance	962,877.62		119,342.51	475,946.28	367,588.83
242	Smith, K. Elem	6630 A/E Allowance	362,462.00		56,170.04	285,673.96	20,618.00
244	Southmayd Elem	6623 Change Order Allowance	1,195,804.38		92,641.06	1,029,183.14	73,980.18
248	Sutton Elem	6623 Change Order Allowance	113,450.07			19,672.79	93,777.28
248	Sutton Elem	6630 A/E Allowance	175,372.00			167,703.00	7,669.00
252	Wainwright Elem	6623 Change Order Allowance	199,600.00		18,671.34		180,928.66
252	Wainwright Elem	6630 A/E Allowance	13,413.00		1,188.81	5,804.19	6,420.00
256	Wharton K-8 Dual Lan	6623 Change Order Allowance	70,000.00			36,402.32	33,597.68
256	Wharton K-8 Dual Lan	6630 A/E Allowance	5,600.00			2,000.00	3,600.00
258	Whittier Elem	6623 Change Order Allowance	201,524.00		877.00	196,006.59	4,640.41
258	Whittier Elem	6630 A/E Allowance	14,042.00		755.44	8,687.56	4,599.00
262	Grissom Elem	6623 Change Order Allowance	275,000.00		45,985.13	162,342.62	66,672.25
262	Grissom Elem	6630 A/E Allowance	18,791.00		1,718.50	17,071.50	1.00

2007 BOND FINANCIAL REPORT

Facilities Capital Program — Contingency Report — Page 2 of 2

As of June 30, 2014

			Budget	Pre-Encumb	Encumbrance	Actual	Available to Complete Projects
Org			\$		\$	\$	\$
263	Law Elem	6623 Change Order Allowance	82,000.00				82,000.00
263	Law Elem	6630 A/E Allowance	4,987.00				4,987.00
281	Sanchez Elem	6623 Change Order Allowance	44,915.00				44,915.00
281	Sanchez Elem	6630 A/E Allowance	3,150.00				3,150.00
283	Garcia Elem	6623 Change Order Allowance	87,540.00			67,545.68	19,994.32
283	Garcia Elem	6630 A/E Allowance	6,175.00			5,800.00	375.00
290	Crespo Elem	6623 Change Order Allowance	700,576.57		50,108.49	239,290.30	411,177.78
290	Crespo Elem	6630 A/E Allowance	55,843.00		1,357.44	19,818.04	34,667.52
291	Gallegos Elem	6623 Change Order Allowance	216,843.44		2,338.52	212,611.62	1,893.30
297	Davila Elem	6623 Change Order Allowance	209,660.00		56,631.95	48,237.32	104,790.73
322	VANGUARD HS	6623 Change Order Allowance	2,130,131.79		19,964.99	2,021,367.76	88,799.04
322	VANGUARD HS	6630 A/E Allowance	693,906.56		21,436.74	662,793.72	9,676.10
454	S. Early College HS	6623 Change Order Allowance	97,500.00				97,500.00
454	S. Early College HS	6630 A/E Allowance	26,000.00				26,000.00
660	School Athletics	6623 Change Order Allowance	1,060,736.00			14,439.77	1,046,296.23
660	School Athletics	6630 A/E Allowance	86,012.06		12,040.00	48,160.00	25,812.06
Total			23,279,918.72		2,393,072.97	13,663,976.39	7,222,869.36

Report Descriptions

Contingency Report

Column 1

Org (Organization)

Represents the Texas Education Agency (TEA) number assigned to the school or non-school facility.

Column 2

Campus

The school name or non-school facility name – also referred to as “Project.”

Column 3

Change Order Allowance

Represents the type of adjustment approved by the Board; a change order allowance (6623) represents an adjustment to the construction contract, the A/E allowance (6630) represents an adjustment to the architect/engineering contract.

Column 4

Budget

Represents the project budget maintained in the district’s accounting system; also referred to as “SAP Budget.”

Column 5

Pre-Encumbrance

Requisitions (request to buy) that have been entered into the accounting system and are pending approval/authorization to convert to a purchase order.

Column 6

Encumbrance

Purchase order – also referred to as “commitment.”

Column 7

Actual

Represents total expenditures paid.

Column 8

Available to Complete Projects

Uncommitted funds (the difference between budget less pre-encumbrance less encumbrance less actual).



www.HoustonISD.org/Bond



Project Budget/Commitment/ Available Funds Report

2012 Bond Financial Report



www.HoustonISD.org/Bond

2012 BOND FINANCIAL REPORT

2012 Bond Program — Project Budget/Commitment/Available Funds Report — Page 1 of 1

As of June 30, 2014

		Total Plan	Program & Management Cost	Budget Plan	Pre-Encumb	Encumbrance	Actual	Available to Complete Projects
Org	Campus	\$	\$	\$	(\$)	(\$)	(\$)	\$
001	Austin H.S.	68,429,000.00	12,521,549.00	55,907,451.00				55,907,451.00
002	Bellaire H.S.	106,724,000.00	17,505,908.00	89,218,092.00		4,169,496.84		85,048,595.16
003	Davis H.S.	46,764,000.00	8,136,745.00	38,627,255.00		1,960,178.51		36,667,076.49
004	Furr H.S.	55,100,000.00	14,162,670.00	40,937,330.00		1,594,621.32	249,582.47	39,093,126.21
006	Jones H.S.	1,125,000.00	183,079.00	941,921.00				941,921.00
007	Kashmere H.S.	17,000,000.00	2,699,674.00	14,300,326.00				14,300,326.00
008	Lamar H.S.	107,974,000.00	19,068,281.00	88,905,719.00		3,613,874.25	30,500.00	85,261,344.75
009	Lee H.S.	73,801,000.00	14,200,756.00	59,600,244.00		2,355,520.31	485,147.06	56,759,576.63
010	Madison H.S.	82,736,000.00	17,478,349.00	65,257,651.00				65,257,651.00
011	Milby H.S.	68,810,000.00	12,931,514.00	55,878,486.00		3,882,758.26	453,800.93	51,541,926.81
014	Sterling H.S.	72,304,000.00	15,947,924.00	56,356,076.00		1,935,170.00	674,532.83	53,746,373.17
015	Waltrip H.S. *	30,115,000.00	4,942,464.00	25,172,536.00		908,183.73	229,763.45	24,034,588.82
016	Washington H.S.	51,732,000.00	10,609,470.00	41,122,530.00	187,130.00	1,256,870.00	597,202.29	39,081,327.71
017	Westbury H.S.	40,006,000.00	7,451,439.00	32,554,561.00				32,554,561.00
019	Worthing H.S. *	30,180,000.00	6,667,003.00	23,512,997.00		3,604,593.08	1,325,486.41	18,582,917.51
020	Yates H.S.	59,481,000.00	12,091,208.00	47,389,792.00		2,271,716.54	62,306.00	45,055,769.46
023	Sharpstown H.S.	54,944,000.00	8,083,451.00	46,860,549.00		1,805,634.92	596,593.89	44,458,320.19
024	Scarborough H.S.	12,566,000.00	2,852,007.00	9,713,993.00				9,713,993.00
025	HSVPA	80,178,000.00	14,457,761.00	65,720,239.00		2,598,040.95	370,319.06	62,751,878.99
026	DeBakey H.S.	64,512,000.00	8,900,600.00	55,611,400.00		2,092,849.29	620,858.56	52,897,692.15
033	Jordan H.S.	36,693,000.00	7,142,414.00	29,550,586.00				29,550,586.00
068	Grady M.S.	14,825,000.00	2,099,915.00	12,725,085.00		744,107.09	346,951.62	11,634,026.29
075	Dowling M.S.	59,125,000.00	10,880,876.00	48,244,124.00		2,117,691.36		46,126,432.64
081	Sharpstown International	6,125,000.00	999,035.00	5,125,965.00				5,125,965.00
157	Garden Oaks K-8	26,678,000.00	5,154,463.00	21,523,537.00				21,523,537.00
215	Parker E.S.	29,485,000.00	5,144,750.00	24,340,250.00		1,060,888.18	42,587.00	23,236,774.82
218	Pilgrim K-8	7,989,000.00	1,598,840.00	6,390,160.00		51,372.00		6,338,788.00
256	Wharton Dual Language	35,603,000.00	9,075,230.00	26,527,770.00				26,527,770.00
259	Wilson Montessori	18,914,000.00	1,063,810.00	17,850,190.00				17,850,190.00
274	Askew E.S.	26,632,000.00	4,749,517.00	21,882,483.00				21,882,483.00
301	Eastwood Academy	10,875,000.00	3,372,800.00	7,502,200.00		310,867.00		7,191,333.00
308	North Houston EC HS *	13,500,000.00	3,091,000.00	10,409,000.00		686,791.40	585,901.56	9,136,307.04
310	Sam Houston HS	101,428,000.00	18,380,687.00	83,047,313.00				83,047,313.00
454	S. Early College HS *	13,500,000.00	3,091,000.00	10,409,000.00		647,034.64	378,539.51	9,383,425.85
458	Young Men's	28,675,000.00	5,851,349.00	22,823,651.00		2,228,772.17	193,284.14	20,401,594.69
460	Mandarin Chinese K-8	32,161,000.00	5,609,936.00	26,551,064.00		1,094,934.84	174,512.64	25,281,616.52
463	Young Women's	27,159,000.00	4,674,269.00	22,484,731.00				22,484,731.00
483	West Side Relief E.S.	23,417,000.00	3,872,414.00	19,544,586.00		772,805.73	134,552.00	18,637,228.27
660	School Athletics *	44,675,000.00	6,978,062.00	37,696,938.00		2,559,883.45	1,381,601.58	33,755,452.97
	TOTAL CAMPUSES	1,681,940,000.00	313,722,219.00	1,368,217,781.00	187,130.00	46,324,655.86	8,934,023.00	1,312,771,972.14
	Middle School Restrooms	35,000,000.00		35,000,000.00		1,758,899.87	1,815,619.96	31,425,480.17
	Districtwide Technology	100,000,000.00		100,000,000.00	22,905.00	2,602,302.17	1,556,601.16	95,818,191.67
	Districtwide Safety & Security	17,293,000.00		17,293,000.00	981.90	623,672.01	961,516.06	15,706,830.03
	Land	55,767,000.00		55,767,000.00		191,971.06	26,044,399.60	29,530,629.34
	Program & Management Cost			313,722,219.00	1,050.00	23,480,910.76	11,985,485.62	278,254,772.62
	GRAND TOTAL	1,890,000,000.00		1,890,000,000.00	212,066.90	74,982,411.73	51,297,645.40	1,763,507,875.97

Note: **Bolded** projects were provided funding from the first \$340 million tranche.

* Projects combined with 2007 Program

Report Descriptions

Project Budget/Commitment/Available Funds Report

Column 1

Org (Organization)

Represents the Texas Education Agency (TEA) number assigned to the school or non-school facility.

Column 2

Campus

The school name or non-school facility name – also referred to as “Project.”

Column 3

Total Plan

The total budget allocated to construct the Project, which includes the CMPA fee.

Column 4

Program and Management Costs

The budget for internal and external program management costs and other reserves.

Column 5

Budget Plan

Represents the project budget maintained in the district’s accounting system — also referred to as “Budget.”

Column 6

Pre-Encumbrance

Requisitions (request to buy) that have been entered into the accounting system and are pending approval/authorization to convert to a purchase order.

Column 7

Encumbrance

Purchase order – also referred to as “commitment.”

Column 8

Actual

Represents total expenditures paid.

Column 9

Available to Complete Projects

Uncommitted funds (the difference between the budget less pre-encumbrance less encumbrance less actual).



Bond Communications Report

Sylvia Wood

General Manager, Business & Bond Communications

4400 W. 18th Street, 1NW23

Houston, Texas 77092

Bond@HoustonISD.org



www.HoustonISD.org/Bond

Executive Summary

As the \$1.89 billion building program moves forward, the Bond Communications team wants to ensure that all stakeholders stay informed and have the opportunity to get involved. During the second quarter of 2014, the team distributed timely and accurate information about the 2012 bond program through web updates, eNews articles, email blasts, school community meetings, fliers, community outreach events, social media, videos, and blog posts.

In the second quarter of 2014, the National School Public Relations Association gave an honorable mention award to the bond communications team for its *HISD Building Updates* pamphlet, which was mailed out to all district households last summer.

Communications on the bond program reached thousands of community members and school stakeholders through fliers and callouts. Hundreds are turning out for community meetings centered on updating the public with information on the design process. More meetings will be scheduled going forward in the program to keep the community updated on bond projects.

The communications team is continuing to produce a series of videos to highlight community involvement and the design and planning process for new schools, including three videos on progress at Worthing HS, Mandarin Chinese Language Immersion, Mark White ES, DeBaKey HS, and Lee HS. More videos will be released in the coming weeks and will be featured on each school's homepages, as well as the district's bond website and on HISD TV.

Additionally – on the first Tuesday of April, May and June – the bond eNewsletter, *Building Excellence*, was sent to nearly 3,000 registered subscribers.

Other milestones during the third quarter:

- 44 web stories/blog entries
- 8 press releases
- 5 videos
- 8 community meetings
- About 40 Twitter or Facebook posts highlighting bond activities

Recent Accomplishments

Business Outreach

How to Do Business with HISD/Supplier Diversity

- Featured a monthly series of profiles on minority or women-owned companies that do business with HISD that runs on the district's news blog.
- Provided HoustonISD.org coverage of Workshop Wednesdays to help M/WBEs learn business strategies to assist in bidding and working with HISD.
- Emphasized the importance of M/WBE participation in all communications.
- Covered CMAR networking Meet and Greet event held for potential architects and engineers interested in bidding for work in Phase 3 and 4 of the bond program.

Media Relations

Press releases/media advisories

04-01-2014	Rusk to celebrate opening of new middle school wing
04-01-2014	Berry Elementary School reaches LEED Silver status
04-23-2014	HISD chief operating officer wins national service award
05-01-2014	Parker Elementary community encouraged to review new facility design
05-16-2014	HISD Business Assistance Office wins statewide excellence award
05-16-2014	Community meetings to share design concepts and site plans for 2012 bond schools
06-09-2014	HISD hosts networking event for architects and engineers interested in 2012 bond projects
06-09-2014	Board of Education to consider naming new elementary school after former governor

HoustonISD.org Coverage

Web stories/blog entries

04-01-2014	HISD guiding growth in small businesses
04-03-2014	HISD supplier diversity team nominated for national business award
04-03-2014	Rusk School to showcase new middle school wing
04-04-2014	HISD workshop helps businesses form roadmap for success
04-07-2014	Rusk debuts new building wing for middle schoolers
04-23-2014	Renovations, construction underway at HISD high schools
04-23-2014	Worthing HS construction firm overcomes obstacles to land school building projects
04-23-2014	HISD chief operating officer wins national service award
04-30-2014	Green schools shaping good stewards of environment
05-01-2014	Design for new HSLECJ has courtroom, law library at heart of school
05-02-2014	HISD Project Advisory Teams tour 5 innovative schools in Seattle
05-07-2014	Parker Elementary community gets first look at plans for new school
05-14-2014	Bellaire, Lamar envision 21 st century design elements in new high schools
05-16-2014	Video showcases unique design concepts for Mandarin Chinese school

05-16-2014	Community meetings to share design concepts and site plans for 2012 bond schools
05-16-2014	HISD Business Assistance Office wins statewide excellence award
05-19-2014	Yates design concepts capture school history, enhance collaboration
05-20-2014	Safe, collaborative spaces key design elements for new Davis, Dowling
05-22-2014	21 st century dining options for 21 st century schools
05-29-2014	HISD workshop offers contract tips to potential subcontractors for district
06-02-2014	Video showcases progress on design for new Relief Elementary
06-03-2014	Video highlights how design is shaping up for new DeBakey High School
06-05-2014	Monthly workshop offers insight on landing contracts with HISD
06-09-2014	Eastwood Academy design develops with collegiate model in mind
06-11-2014	Woman-owned horticultural business provides safe green spaces for HISD schools
06-11-2014	Contractor introduced at community meeting for new Condit ES
06-12-2014	HISD architects, engineers get tips on school security and city permitting process
06-12-2014	Small firms network with contractors involved in HISD bond program
06-17-2014	Washington HS design internship kicks off with straw bridge challenge
06-18-2014	Dowling MS community hears about plans for new fine arts magnet
06-18-2014	Training aims to boost success within 2012 bond program

Videos

06-25-2014	Video explores design, planning of new Lee High School
06-03-2014	Video highlights how design is shaping up for new DeBakey High School
06-02-2014	Video showcases progress on design for newly named Mark White Elementary School
04-07-2014	Video showcases unique design concepts for Mandarin Chinese school
05-16-2014	Video shows progress on additions that will modernize Worthing HS

Community and School Outreach

Project Advisory Teams

- In the second quarter of 2014, conducted nearly 60 Project Advisory Team meetings.

Design Charrettes

- Conducted design charrettes for Bellaire HS, Lamar HS, Yates HS, Davis HS, Dowling MS, and Eastwood Academy HS.

Community Meetings

- Held 8 community meetings at Group 1 & 2 schools.

Bond Oversight Committee

- Produced, designed, edited, and distributed handbooks for members.

Community Engagement

- Continued monthly production of the eNewsletter on bond activities, titled Building Excellence. The June 2014 issue was the 16th installment of the award-winning newsletter, with nearly 3,000 subscribers to date.
- Answering questions submitted to BondInfo@HoustonISD.org.
- Produced and sent out fliers, callout scripts for principals and letters to principals ahead of community meetings.

Press Coverage

04/02/2014	KHOU	New design planned for Condit Elementary raises safety concern for some neighbors
05/02/2014	The Houston Chronicle	Prototype school designs save time, money; critics say schools lack identity
06/10/2014	The Houston Chronicle	Honoring Mark White
06/10/2014	The Houston Chronicle	Planned HISD elementary to relieve crowding
06/12/2014	Examiner	With permit vote Monday, Condit moving closer to construction phase
06/17/2014	Examiner	Bellaire City Council OKs revised permit for Condit Elementary

Twitter

06-25-2014	@Houston_LEEHS is being rebuilt into a 21st century learning environment! See latest plans: http://bit.ly/1q96cVc
06-24-2014	Have you seen the latest plans for the Mandarin Chinese Immersion Magnet School? See them: http://bit.ly/1o0kDYA
06-23-2014	REMINDER! A bond community meeting scheduled for Bellaire HS tomorrow has been canceled!

06-12-2014	Former TX Gov. Mark White on hand as board considers naming new "relief" elementary school in WHouston in his honor. http://blogs.houstonisd.org/news/2014/06/09/board-of-education-to-consider-naming-new-elementary-school-after-former-governor/ ...
06-12-2014	Gov. White's long #HISD history--product of schools, mother taught in #HISD for 27 yrs. "Public schools have done great job for my family."
06-12-2014	#HISD board votes unanimously to name new West Houston relief elementary school after former TX Gov. Mark White.
06-12-2014	Gov Mark White at #HISD board meeting where new relief ES was named for him. With wife Linda Gale & George Strake.
06-11-2004	Site work may soon begin on the new @ConditES! Check out the plans for the new campus: http://bit.ly/1pjRMBm
06-10-2014	A new elementary school may be named for former Texas Gov. Mark White. Board will decide Thurs http://bit.ly/UqEYMP
06-09-2014	Find out how @EastwoodHISD students are helping design the school's new building. http://bit.ly/1pVJWhd
06-03-2014	Check out the preliminary plans for the new @Debakey_HSHP, which will be in the @TXMedCenter. http://bit.ly/1kF5t5R
06-03-2014	Plans are progressing for a relief elementary in west Houston. It will help address overpopulation in the area. http://bit.ly/1pOXc4n
05-18-2014	We've scheduled community meetings to show you design concepts, site plans for many of the 2012 bond schools. http://bit.ly/1nXLzrB
05-17-2014	Together designing the new #Yates High School. #hisdbond http://instagram.com/p/oGf5AnmFzd/
05-16-2014	What will the new Mandarin Chinese Language Immersion School look like? We have a video to show you: http://bit.ly/1gbdeoH
05-13-2014	Designing a new #Lamar. #bond http://instagram.com/p/n9GBsyGF9T/
05-06-2014	What's happening with the design process at bond schools? Read Building Excellence for update: http://bit.ly/1rX3RuI
05-01-2014	The new @HSLECJ will have a courtroom and law library at the heart of the school! See what else is planned: http://bit.ly/1rTz4im
04-23-2014	There's lots of renovations/ construction going on at high schools. See what's happening where http://bit.ly/1ifC4ho

Facebook

- 06-25-2014** Have you heard about the latest plans for the new Lee High School? Check out a video about the design and planning process. STORY/VIDEO --> <http://bit.ly/1q96cVc>
-
- 06-24-2014** Have you seen the proposed site plans for the new Eastwood Academy? Find out what's in store for the new 32,000-square-foot building. SEE THE PLANS --> <http://bit.ly/1yKu8Rt>
-
- 06-24-2014** The Chinese Language Immersion Magnet School will add one grade level per year, eventually becoming a PK-8 school! Check out the plans for the new building! STORY/PHOTOS --> <http://bit.ly/1o0kDYA>
-
- 06-23-2014** The bond community meeting scheduled for Bellaire High School tomorrow has been canceled!
-
- 06-11-2014** The contractor for the new Condit Elementary could start preparing the site next month! Community members met with the contractor recently to learn more about the plans for the school's construction. SEE THE PLAN --> <http://bit.ly/1pjRMBm>
-
- 06-10-2014** The HISD Board of Education will consider Thursday naming a new elementary school being built in the West Houston area after former Texas Gov. Mark W. White Jr., who served in office from 1983 to 1987. DETAILS --> <http://bit.ly/UqEYMP>
-
- 06-09-2014** Eastwood Academy students are vocalizing what they want in their new school "I would like to see them bridge our building together almost like a mini-college with learning commons for students to hang out or read books by themselves," student Rosemary Lugo said. STORY --> <http://bit.ly/1pVJWhd>
-
- 06-03-2014** HISD is building a relief elementary school just north of Westheimer between Hillcroft and Fondren. Parents, teachers and students in the area are participating in the design process for the school, which will address overpopulation in the area. STORY/VIDEO --> <http://bit.ly/1n8KpcD>
-
- 06-03-2014** Have you seen the preliminary designs for the new DeBakey High School for Health Professions? The new campus will be located in the Texas Medical Center. SEE DESIGNS --> <http://bit.ly/1kF5t5R>
-
- 05-22-2014** Imagine schools with cafeterias that look like food courts or airport dining kiosks with a variety of tasty and healthy menu options. That's the goal as the district moves forward with its 2012 bond program, which will offer the opportunity to rebuild and renovate eating spaces at 40 schools across Houston.
-
- 05-17-2014** We have a bunch of meetings scheduled to let you know about the progress being made within the 2012 bond program, which will renovate or rebuild 40 schools to create 21st century facilities. The meetings are for Bellaire HS, Condit ES, Davis HS, Dowling MS, Eastwood Academy,

Lamar HS, HS for Law Enforcement and Criminal Justice, Mandarin Chinese Language Immersion School, Milby HS, North Forest Early Childhood Center, North Houston Early College HS, Relief ES, South Houston Early College HS, Waltrip HS, Washington HS and Yates HS. SEE THE SCHEDULE --> <http://bit.ly/1nXLzrB>

-
- 05-16-2014** Have you seen the plans for the new Mandarin Chinese Language Immersion School? Check out our video to see the planning and design progress that has been made! STORY --> <http://bit.ly/1gbdeoH>
-
- 05-06-2014** Did you know the new Sterling High School will have an airplane hangar? Have you seen the new wing at The Rusk School? Did you hear that Berry Elementary received the silver designation for green schools? Catch up on the latest happenings at bond schools by reading Building Excellence -- and be sure to subscribe so all this cool info will go straight to your email inbox! READ BUILDING EXCELLENCE --> <http://bit.ly/1rX3Rul>
-
- 04-23-2014** The new Sterling High School is going to be a very cool place for students to learn. It's going to have flight simulators and an airplane hangar! Head on over to our website to see what the architects have planned. SEE RENDERINGS, MORE DETAILS --> <http://bit.ly/OEhiRa>
-
- 04-09-2014** The new Sterling High School is going to be a very cool place for students to learn. It's going to have flight simulators and an airplane hangar! Head on over to our website to see what the architects have planned. SEE RENDERINGS, MORE DETAILS --> <http://bit.ly/OEhiRa>
-
- 04-07-2014** Worthing High School is getting a two-story building addition! Staff, alumni and students have shared ideas for their building project with the school's architect. See how the plans are progressing! DETAILS/WATCH VIDEO --> <http://bit.ly/1fXzvUL>
-
- 04-07-2014** Are you wondering what features the new Milby and Sterling high schools will have? Come to community meetings at the schools tomorrow to find out! DETAILS --> <http://bit.ly/1ljI5QW>
-
- 04-08-2014** The Rusk School has a brand new wing for its middle school students! The 21st century learning areas feature smart boards, document cameras, flexible student seating, and large windows -- some of which overlook downtown Houston. SEE PHOTOS --> bit.ly/1hxVDkT
-
- 04-08-2014** Want to know how plans are progressing for a new 21st century Milby High School? Curious to see how designs are taking flight for the new Sterling High School? We're holding community meetings at both schools tonight to show you! DETAILS --> <http://bit.ly/1ljI5QW>
-
- 04-03-2014** The Rusk School (K-8, 2805 Garrow) has a new 21,000-square-foot middle school wing that includes classrooms and science and computer labs. If you'd like to take a tour of it, the school is hosting an open house from 5 to 6:30 p.m. tomorrow. MORE DETAILS --> <http://bit.ly/1ikbZzI>
-



www.HoustonISD.org/Bond



Glossary



www.HoustonISD.org/Bond

Glossary

Glossary of Terms

BAS

Building Automation System (HVAC and lighting controls)

Change order

A modification to the original construction contract authorizing a change in the work or an adjustment in the amount of the contract or the contract time. The original contract price may not be increased by more than 25% by change order.

Competitive Bidding

A procurement method by which a governmental entity contracts with a contractor for the construction, alteration, rehabilitation, or repair of a facility by awarding the contract to the lowest responsible bidder.

Competitive Sealed Proposal (CSP)

A procurement method by which a governmental entity may request proposals and pricing information based on the scope of work provided, rank the offers, negotiate a contract, and then award the project to the contractor that offers the best value to the entity.

Construction commissioning

A collaborative process whose purpose is to ensure that buildings and systems perform according to contract.

Commissioning agent

An independent party, unaffiliated with the design team or contractors, that takes charge of the construction commissioning process.

Construction documents

Extremely detailed drawings and specifications showing and describing all of the details required to construct the building.

Construction Manager at Risk (CMAR)

A construction delivery method by which a governmental entity contracts with an architect or engineer for design and construction phase services and contracts separately with a construction manager-at-risk to serve as the general contractor and to provide consultation during the design and construction, rehabilitation, alteration, or repair of a facility. A CMAR is selected based upon qualifications and price proposal that would provide the best value for the governmental entity.

Daylighting

A planned energy conservation strategy that utilizes illumination from sunlight.

Design development

Process in which schematic design drawings are further developed to include more detail, including: detailed site plan; room layouts; door and window types; interior and exterior elevations; reflected ceiling plans; plumbing, mechanical, structural, and electrical drawings; and kitchen layouts.

Design team

A group of professionals from architectural and engineering firms that is engaged to design a facility.

Educational Specifications

A document that details the number of rooms required, the size of each room, how those rooms should relate to each other (adjacencies), and the elements (sinks, electrical outlets, markerboards, cabinets, etc.) that should be included in each room. Districtwide Educational Specifications will be adapted for the specific needs of the campus.

Encumbrance Accounting

The recognition of commitments that will subsequently become expenditures when goods and services are received.

FF&E

Furniture, fixtures, and equipment. This describes all contents that are not a permanent part of the structure.

Hard costs

Expenses associated with direct construction of a project.

HVAC

Heating, ventilation, and air-conditioning

Job Order Contract (JOC)

A procurement method used for maintenance, repair, alteration, renovation, remediation, or minor construction of a facility when the work is of a recurring nature, but the delivery times, type, and quantities of work required are indefinite.

Leadership in Energy and Environmental Design (LEED)

A building certification process developed by the U.S. Green Building Council (USGBC) to enhance environmental awareness among architects and building contractors and to encourage the design and construction of energy-efficient, water-conserving buildings that use sustainable or green resources and materials.

MEP

Mechanical/electrical and plumbing systems.

Program or Concept design

Single-line drawings that illustrate room adjacencies and scale

Public Facility Corporation

The PFC is a non-profit corporation, the creation of which was sponsored by the District pursuant to the Public Facility Corporation Act. The Public Facility Corporation act authorizes the creation and utilization of school district public facility corporations to issue bonds for capital renovation programs. The Houston Independent School District Public Facility Corporation (HISD-PFC) has utilized this structure to issue \$48M for four of the news schools in the 2007 Facilities Capital Program (FCP).

Schedule of values

An itemization of costs that comprises the entire contract amount.

Schematic Design

Typically includes a simple site plan, floor plans, simple building cross-sections, an outline specification with general information about building systems, a table comparing required square footages from the educational specifications with actual square footages shown on the drawings, a preliminary estimate of cost options, and three-dimensional depictions of the exterior of the building.

Schedule of values

An itemization of costs that comprises the entire contract amount.

Scope-to-Budge

An analytical review conducted by the architectural/engineering team to ensure the proposed scope of work and project requirements are aligned with the established construction budget. The approved findings from this review become the basis for the design and preparation of the construction documents.

Schematic Design

The schematic design submission typically includes a simple site plan, floor plans (simple scale drawings that show room sizes, relationships, doors, and windows), simple building cross sections, an outline specification with general information about building systems, a table comparing required square footages from the educational specifications with actual square footages shown on the drawings, a preliminary estimate of cost options, and possibly 3-dimensional depictions of the exterior of the building

Soft costs


A construction industry term, but more specifically a contractor accounting term for an expense item that is not considered direct construction cost. Soft costs include architectural, engineering, financing, legal fees, and other pre- and post-construction expenses.

Swing space

A school building or a portion of an existing school building or other facility that will house the student population and its teachers and staff during the school-construction process.



www.HoustonISD.org/Bond



Appendix



www.HoustonISD.org/Bond

Bond Oversight Committee — Status Report 04/29/14

The Bond Oversight Committee held its meeting to review the first quarter on April 29, and heard a detailed review of the first three months of the year for both the 2012 and 2007 bond programs.

The nine-member panel heard from district staff on all aspects of the district's buildings programs, from planning and design to communications.

One of the key milestones in 2014 will be the completion of the 2007 bond program. As the work winds down this year, major renovations at Southmayd Elementary and Cullen Middle School will be finished, as well as a list of smaller projects.

As of March 31, more than \$1,044,546,922 of the approved work in the 2007 bond program had been committed. In total, the program has included more than 180 projects with the goal of renovating and repairing aging facilities throughout the district to address safety concerns, accessibility requirements, and deferred maintenance issues.

The district's Office of Business Assistance continues to show success with its program for Minority and Women-owned Business Enterprises (M/WBEs). Participation by M/WBEs has reached nearly 35 percent in the 2007 bond program, far exceeding the district's goal of 20 percent.

Meanwhile, committee members learned that the 2012 bond program continues to stay on schedule and on budget. M/WBE participation in the 2012 program is more than 50 percent for design and program management firms selected to date.

The majority of Group 1 projects are moving out of Schematic Design and into the Design Development state of the design process. Preparation of Construction Documents for several of the Group 1 projects has already started, with all projects to be in that phase by the fourth quarter.

Committee members asked questions on a variety of topics, from the impact of rising construction costs to transition plans for students whose campuses will be impacted by bond work.

HISD Chief Operating Officer Leo Bobadilla told the panel that project costs are being carefully scrutinized by architects, program managers and construction managers to ensure they align with budgets. In addition, transition plans are being formulated in conjunction with academic officials to minimize any potential disruptions to students while the new schools are being constructed.

One key component of all the bond work to date has been community engagement. During the first three months of 2014, the bond team held 16 community meetings at the Group 1 schools. Another three were scheduled in April.

In addition to the promotion of the meetings, staff has been busy working with the Project Advisory Teams to showcase their important work in videos and articles that can be shared with the wider Houston community.

Bond Oversight Committee — Status Report 2/07/14 — continues

Bond Oversight Committee — Status Report 04/29/14 — continued

Looking ahead, all Group 1 schools will have their third community meeting by the end of the third quarter. In the second quarter, Group 2 schools will have their first community meeting and design charrette. Also, district staff expect to issue a Request for Qualifications for architects interested in designing the schools in Group 3 of the bond program.

Finally, supplier diversity networking events will be held at bond campuses to encourage community participation.

The next quarterly meeting of the Bond Oversight Committee will be held on July 29, 2014, at 8:30 a.m.

Meeting Minutes

MEETING

Bond Oversight Committee Meeting

2012 HISD Facilities Capital (Bond) Program

LOCATION

Hattie Mae White Educational Support Center
Superintendent's Large Conference Room (3SE36)
4400 West 18th Street
Houston, Texas 77092

DATE

29 April 2014

TIME

8:30 A.M.

PRESENT

Bond Oversight Committee (BOC)

Mr. Martin Debrovner
Ms. Jessica Diaz
Mr. Robert M. Eury
Mr. D.V. "Sonny" Flores
Mr. Craig Johnson
Mr. David Quan
Ms. Phoebe Tudor
Mr. Gary J. White

Team Members and Guests

Ms. Charlene Anthony, ACG

Houston Independent School District (HISD)

Mr. Leo Bobadilla, Business Operations
Mr. Mark Miranda, Business Operations
Mr. Robert Sands, Construction & Facility Services
Mr. Dan Bankhead, Construction & Facility Services
Mr. Brian Busby, Construction & Facility Services
Mr. Dillon Brady, Construction & Facility Services
Mr. Derrick Sanders, Construction & Facility Services
Mr. Tony Castillo, Construction & Facilities Services

Bond Oversight Committee — Meeting Minutes 04/29/14 — continued

Ms. Christine Manrique, Construction & Facilities Services
 Ms. Alexis Licata, Business Assistance
 Ms. Sherrie Robinson, Controller
 Ms. Tonya Savoie, Finance
 Ms. Sylvia Wood, Communications
 Mr. Clay Clayton, Construction & Facilities Services
 Ms. Gloria Barrera, Construction & Facilities Services
 Ms. Vanessa McGinnis, Business Development & Assistance
 Ms. Iva Martinov, Business Development & Assistance
 Ms. Sara Butler, Communications
 Mr. John Gerwin, Internal Auditing
 Ms. Pat Collins, Technology
 Ms. Patrice Humphries, Construction & Facilities Services
 Ms. Princess Jenkins, Construction & Facilities Services

The general purpose of this meeting was to brief the Bond Oversight Committee members on the current status of the new construction and renovation projects funded through the 2012 Facilities Capital Program and the 2007 Facilities Capital Program. Related issues, questions and activities were also discussed:

Item 1 Welcome

Mr. Robert Sands called the meeting to order at 8:38 a.m.

Item 2 Video

Mr. Sands introduced a video describing Sterling High School's design process. Ms. Sylvia Wood noted that Bond Communications expects to have a video recording each 2012 Bond Project's evolution. These videos are intended to engage each school's community as well as document them for historical purposes. She invited the Committee to review other videos on the website at <http://hisdtv.org/category/hisd-bond-projects/>.

Mr. Leo Bobadilla noted that Sterling is one example of the exciting educational facilities being designed which include as their focus the CTE programs being offered at the school.

Item 3 January 28, 2014 Oversight Committee Meeting Minutes

The committee approved the minutes as presented.

Item 4 Bond Program/Planning Update

Mr. Sands noted that there are twenty-two 2007 bond projects under construction and that all will be completed by the end of the year with closeout being finished early in 2015. The group discussed 2012 bond projects that are funded by 2007 funds and determined that future reports will highlight these projects and clearly note their funding source. It was noted that there were a number of 2012 projects that are planned to be

funded from surplus bond funds, realty sale proceeds, etc. Ms. Tonya Savoie confirmed to the Committee that no funds are being commingled.

Mr. Sands noted that planning for all Group 1 projects is complete and those projects are in the design phase. The third round of Community meetings will be held before the end of the year. He informed the Committee that planning for Group 2 projects is well underway and that design charrettes are being scheduled, as well. The group discussed the development of the capacities for which each school is being designed. The Committee expressed concern that in some cases the new projects were being designed for a capacity less than the current population. Mr. Bobadilla stated that the student capacity was not necessarily the maximum capacity of a facility. Rather it represents the functional capacity based on a common set of parameters.

Mr. Dan Bankhead reported that the second Community Meetings are complete at all Group 1 projects and that the first meetings for Group 2 projects are being planned. He informed the group that Group 1 projects were moving from the Schematic Design phase into the Design Development phase and that all projects will be under construction by the end of the year.

Mr. Bankhead noted that HISD's commitment to sustainability has resulted in Berry Elementary School receiving its LEED Silver certification. He reviewed the anticipated certification levels for the Group 1 projects and in response to a question regarding HISD's certifications compared to other districts, noted that he believes that it is rare and difficult for a school to be certified Platinum. He stated that HISD has a relatively high number of Gold certifications and more Silver certifications than other districts of similar size.

Item 5 Bond Construction Update

Mr. Derrick Sanders reviewed the status of the work underway at 2007 and 2012 Bond projects. Additionally, he noted that the abatement and demolition of Delmar Field House is complete and that site work is underway. Mr. Sanders further stated that the district-wide Middle School Restroom assessments are complete and design is underway. Similarly, assessment for the district-wide Safety and Security projects is complete with Priority 1 work underway. He noted that the Threat Assessment team was involved in determining the prioritization.

Item 6 Business Assistance (M/WBE) Report and Community Outreach

Ms. Alexis Licata highlighted outreach efforts that are ongoing and continue to yield good results. Activities this past quarter include "Meet the Contractor" events, Procurement Orientations, and CMAR conducted workshops. She noted that the first of the CMAR workshops was held at Worthing High School to inform and involve the community in the project.

Ms. Licata reported that the M/WBE participation this quarter approaches 35% – 23% minority owned business and 11.5% woman owned enterprises for the 2007 bond program.

Bond Oversight Committee — Meeting Minutes 04/29/14 — continued

Ms. Licata reported that the M/WBE participation goal for the 2012 Bond program professional services is 25%. Currently, professional services participation is just over 51%. Of this, 36.11% participation is from firms owned by minorities and 14.9% is from women owned firms. Construction services participation goal is 20%. Construction Managers At Risk have not finalized their participation yet but the commitments from them range from 20-40%.

Ms. Licata reported that the District has been nominated for a national award from the National Minority Council.

Item 7 Financial Report

Ms. Sherrie Robinson provided a financial status report for the 2007 & 2012 Facilities Capital (Bond) Programs. The total current commitment for the 2007 Program is \$1.044 billion. To date, HISD has spent slightly more than \$1 billion. Total uncommitted and available funds are \$131.5 million. For the 2012 bond program \$75.4 million has been encumbered and \$40.1 million has been spent. There is a total of \$1.774 billion available.

The Committee questioned where the High School for Law Enforcement and Criminal Justice (HSLECJ) was reported. Ms. Tonya Savoie noted that once the sale of the existing building closes and the funds are available, it will be reported. Ms. Robinson informed the Committee that the funds for HSLECJ will be tracked separately “below the line” along with other similar projects whose funding is not from 2012 bonds.

Item 8 Bond Communications

Ms. Sylvia Wood reviewed the Communications efforts since the first of the year. She noted that the 16 community meetings had been the focus. These meetings inform and engage the community about their school project. Additionally, the monthly newsletter and social media efforts continue with 33 blog stories/photo galleries and 5 videos about the various projects.

Item 9 Looking Ahead

Mr. Sands reported that the final Community meeting for Group 1 projects will be scheduled to take place just prior to the start of construction. This meeting will share information from the Contractor about the construction and provide the community with an opportunity to learn about any impacts construction may have on their neighborhood.

The first Community meeting for Group 2 projects will be held just after the start of school.

The Committee questioned HISD’s approach to construction cost inflation. Mr. Sands stated that there are a number of mechanisms for this issue. Estimates are prepared at each phase of the design and the project must remain in budget to move forward to the next phase. To date, no program elements have been reduced in order to keep a project within budget. Mr. Bobadilla noted that the Architects, Program Managers and Construction Managers At Risk are being held responsible to keep their project on budget. He stated that the Bond program budgets address inflation but

will not allow for scope creep. The primary concern is to assure that there is funding for all the projects.

Mr. Bobadilla informed the Committee that his staff is developing phasing or transition plans for the projects and their communities. The goal is to always develop the best solution to serve the students. Generally speaking, the goal is to minimize the use of T-buildings as well as moving students off campus. He noted there are at least two schools in Group 1 that will require offsite moves. Using nearby empty schools is the preferred option followed by moving students to under utilized nearby schools. It was noted that the students are still associated with their home school; they will not be transferred to the temporary location of the project school. YMCPA is going to use Crawford School and options are being considered for Milby. The Committee questioned the quality of the Crawford building. Mr. Bankhead noted that some upgrades will be required to bring it up to high school standards, but it is in good shape. Mr. Bobadilla informed the group that it is likely that the solution reached for Milby will be also serve a Group 4 High School.

Mr. Bobadilla stated that staff will work with the school principals to minimize the disruption to the learning taking place whether they stay on site or swing to another location.

Item 10 Executive Session

Mr. Leo Bobadilla and Mr. Robert Sands

The information outlined above reflects the author's understanding of the key discussions and decisions reached during this meeting. Should you have any additions and/or clarifications to these meeting notes, please notify Mr. Robert Sands promptly. These notes will be relied upon as the approved record of the meeting, once approved at the subsequent Oversight Committee meeting.

Prepared by Construction and Facility Services

Office of Superintendent of Schools
Board of Education Meeting of April 10, 2014

Office of Business Operations
Leo Bobadilla, Chief Operating Officer

SUBJECT: APPROVAL OF AN ADJUSTMENT IN DESIGN CONTINGENCY ALLOWANCE AND AUTHORITY TO NEGOTIATE, EXECUTE, AND AMEND ALL RELATED CONTRACTS FOR RENOVATIONS AT STEPHEN WALTRIP HIGH SCHOOL

The Houston Independent School District (HISD) 2007 bond election approved the renovations of Stephen Waltrip High School. On August 13, 2009, the HISD Board of Education approved the award of a design contract for this project to M. Arthur Gensler & Associates, Inc.

On August 11, 2011, the HISD Board of Education approved the award of a construction contract for renovations of Waltrip High School.

The HISD 2012 bond election approved the partial replacement and general renovations at Waltrip High School.

On February 14, 2013, the HISD Board of Education approved the award of a design contract for this project to M. Arthur Gensler & Associates, Inc.

On July 18, 2013 the HISD Board of Education approved the award of a construction manager-at-risk construction contract for the 2012 Bond renovations and the completion of the 2007 Bond renovations of Waltrip High School.

The design team is being asked to conduct an overall assessment in order to provide detailed contract documents to create a complementary relationship between the 2007 and 2012 programs without affecting the project schedule.

A design contingency allowance increase is required in order to accomplish this. Approval of this item will authorize the superintendent of schools or a designee to negotiate, execute, and amend all necessary contracts to implement the work.

The requested increase is as follows:

Project	Current Design Contingency Allowance	Requested Increase to Design Contingency Allowance	Revised Design Contingency Total
Stephen Waltrip High School	\$103,498	\$544,497	\$647,995

COST/FUNDING SOURCE(S): There will be no increase in the overall project budget. The total cost shall not exceed \$544,497 and will be funded by 2007 Bond Program funds (CP1 81-6630-015-99-617-617).

STAFFING IMPLICATIONS: None

ORGANIZATIONAL GOALS/IMPACT: This agenda item supports HISD Goal 4: Increase Management Effectiveness and Efficiency and is aligned to Core Initiative 4: Data-Driven Accountability.

THIS ITEM DOES NOT REQUIRE CONSULTATION.

THIS ITEM DOES NOT ESTABLISH, MODIFY, OR DELETE BOARD POLICY.

RECOMMENDED: That the Board of Education approve an increase in the design contingency allowance, and authorize the superintendent of schools or a designee to negotiate, execute, and amend all necessary contracts for the renovations at Stephen Waltrip High School, effective April 11, 2014.

Office of Superintendent of Schools
Board of Education Meeting of April 10, 2014

Office of Business Operations
Leo Bobadilla, Chief Operating Officer

SUBJECT: APPROVAL OF AN ADJUSTMENT IN DESIGN CONTINGENCY ALLOWANCE AND AUTHORITY TO NEGOTIATE, EXECUTE, AND AMEND ALL RELATED CONTRACTS FOR RENOVATIONS AND ADDITIONS AT EVAN WORTHING HIGH SCHOOL

The Houston Independent School District (HISD) 2007 bond election approved the addition and renovations of Evan Worthing High School. On October 8, 2009, the HISD Board of Education approved the award of a design contract for this project to Molina Walker Architects, Inc.

On February 9, 2012, the HISD Board of Education approved the award of a construction contract for the renovations and addition of Worthing High School.

The HISD 2012 bond election approved a new facility that will incorporate the new two-story classroom wing for Worthing High School.

On February 14, 2013, the HISD Board of Education approved the award of a design contract for this project to Molina Walker Architects, Inc.

On July 18, 2013, the HISD Board of Education approved the award of a construction manager-at-risk construction contract for the 2012 Bond renovations and the completion of the 2007 Bond renovations and addition of Worthing High School.

The design team is being asked to conduct an overall assessment in order to provide detailed contract documents to create a complementary relationship between the 2007 and 2012 programs without affecting the project schedule.

A design contingency allowance increase is required in order to accomplish this. Approval of this item will authorize the superintendent of schools or a designee to negotiate, execute, and amend all necessary contracts to implement the work.

The requested increase is as follows:

Current Design Contingency Allowance	Requested Increase to Design Contingency Allowance	Revised Design Contingency Total
\$103,881	\$416,300	\$520,181

COST/FUNDING SOURCE(S): There will be no increase in the overall project budget. The total cost shall not exceed \$416,300 and will be funded by 2007 Bond Program funds (CP1 81-6630-019-99-812-812).

STAFFING IMPLICATIONS: None

ORGANIZATIONAL GOALS/IMPACT: This agenda item supports HISD Goal 4: Increase Management Effectiveness and Efficiency and is aligned to Core Initiative 4: Data-Driven Accountability.

THIS ITEM DOES NOT REQUIRE CONSULTATION.

THIS ITEM DOES NOT ESTABLISH, MODIFY, OR DELETE BOARD POLICY.

RECOMMENDED: That the Board of Education approve an increase in the design contingency allowance, and authorize the superintendent of schools or a designee to negotiate, execute, and amend all necessary contracts for the renovations and additions at Evan Worthing High School, effective April 11, 2014.

Office of Superintendent of Schools
Board of Education Meeting of April 10, 2014

Office of Business Operations
Leo Bobadilla, Chief Operating Officer

**SUBJECT: APPROVAL OF ADJUSTMENT IN THE BUDGETS AND
AUTHORITY TO NEGOTIATE, EXECUTE, AND AMEND
CONSTRUCTION CONTRACT FOR LUTHER BURBANK
ELEMENTARY SCHOOL AND EZEKIEL CULLEN MIDDLE SCHOOL
ROOF REPLACEMENTS**

The Houston Independent School District (HISD) 2007 bond election approved the renovations of Luther Burbank Elementary School and Ezekiel Cullen Middle School.

The HISD Board of Education approved a design contract for the renovations at Burbank Elementary School on March 8, 2012, and at Cullen Middle School on April 9, 2009.

The HISD Board of Education approved a construction contract for the renovations at Burbank Elementary School on June 13, 2013, and at Cullen Middle School on November 8, 2012. These construction contracts are scheduled for completion in late spring 2014.

Roofs at both campuses have deteriorated beyond repair and require replacement. The scope of work at Burbank Elementary School includes replacement of the roofing on all permanent buildings. The scope of work at Cullen Middle School includes replacement of about half of the roof area. Replacement of roofing is scheduled for completion during summer 2014. Budget increases for both campuses are required for the work.

This project was advertised on February 22 and March 1, 2014. On March 11, 2014, the district received competitive sealed proposals from the following responsive contractors:

American Contracting U.S.A., Inc.
Atlas Universal, Inc.
Hallmark Capital Group, LLC dba Hallmark-Farrell Roofing Company
PRC Roofing Company, Inc.
Rain Seal Master Roofing & Sheet Metal, Inc.
Reliable Commercial Roofing Services, Inc.

After evaluation, in accordance with the procedures approved by the HISD Board of Education, Hallmark Capital Group, LLC dba Hallmark-Farrell Roofing Company (Hallmark) was determined to be the highest-ranked best-value proposer. Therefore, it is recommended this contractor be awarded a contract for the renovations.

Approval will authorize the superintendent of schools or a designee to negotiate and execute a contract for the identified cost and amend the contract within the established allowance.

The requested amount is as follows:

Burbank Elementary School:	\$967,661
Cullen Middle School:	\$1,021,856

Highest-Ranked Firm	Contract Amount	Construction Contingency Allowance	Total Budget	Estimated Calendar Days	M/WBE Participation
Hallmark	\$1,808,652	\$180,865	\$1,989,517	72	20 %

COST/FUNDING SOURCE(S):

There will be an increase to the Burbank Elementary School budget in the amount of \$667,661 and an increase to the Cullen Middle School budget in the amount of \$521,856. The total cost shall not exceed \$1,989,517 and will be funded by 2007 Program funds (CP1 81-6622-122-99-816-609 CP1 81-6622-044-99-812-812).

STAFFING IMPLICATIONS:

None

ORGANIZATIONAL GOALS/IMPACT:

This agenda item supports HISD Goal 4: Increase Management Effectiveness and Efficiency and is aligned to Core Initiative 4: Data-Driven Accountability.

THIS ITEM DOES NOT REQUIRE CONSULTATION.

THIS ITEM DOES NOT ESTABLISH, MODIFY, OR DELETE BOARD POLICY.

RECOMMENDED: That the Board of Education authorize the superintendent of schools or a designee to negotiate, execute, and amend a construction contract with Hallmark Capital Group, LLC dba Hallmark-Farrell Roofing Company for the roof replacements at Luther Burbank Elementary School and Ezekiel Cullen Middle School, effective April 11, 2014.

Office of Superintendent of Schools
Board of Education Meeting of April 10, 2014

Office of Business Operations
Leo Bobadilla, Chief Operating Officer

SUBJECT: APPROVAL OF ADJUSTMENT IN THE BUDGETS AND AUTHORITY TO NEGOTIATE, EXECUTE, AND AMEND CONSTRUCTION CONTRACT FOR JOANNA SOUTHMAYD ELEMENTARY SCHOOL AND THE RUSK SCHOOL ROOF REPLACEMENTS

The Houston Independent School District (HISD) 2007 bond election approved the renovations/additions to Joanna Southmayd Elementary School and The Rusk School.

The HISD Board of Education approved a design contract for the renovations/additions to Southmayd Elementary School on April 9, 2009, and for The Rusk School on August 13, 2009.

The HISD Board of Education approved the pre-construction contracts for the Southmayd Elementary School renovation/addition and The Rusk School renovation/addition on May 20, 2010. The construction guaranteed maximum price (GMP) contract for Southmayd Elementary School was approved on December 8, 2011, and the GMP contract for The Rusk School was approved on September 13, 2012. These construction contracts are scheduled for completion in late spring 2014.

Roofs at both campuses have deteriorated beyond repair and require replacement. The scope of work for both schools includes replacement of the roofs on all permanent buildings. The majority of the roofing replacement is scheduled for completion during summer 2014, and the remainder of the work is scheduled for completion during the fall of 2014. Budget increases for both campuses are required for the work.

This project was advertised for competitive sealed proposals on February 15 and February 22, 2014. On March 6, 2014, the district received competitive sealed proposals from the following responsive contractors:

American Contracting USA, Inc.
Atlas Universal, Inc.
Charter Roofing Co., Inc.
Hallmark Capital Group, LLC dba Hallmark-Farrell Roofing Company
PRC Roofing Company, Inc.
Royal American Services, Inc.

After evaluation, in accordance with the procedures approved by the HISD Board of Education, Charter Roofing Co., Inc. was determined to be the highest-ranked best-value proposer. Therefore, it is recommended this contractor be awarded a contract for the renovations.

Approval will authorize the superintendent of schools or a designee to negotiate and execute a contract for the identified cost and amend the contract within the established allowance.

The requested amount is as follows:

Southmayd Elementary School: \$1,328,885
The Rusk School: \$1,055,175

Highest-Ranked Firm	Contract Amount	Construction Contingency Allowance	Total Budget	Estimated Calendar Days	M/WBE Participation
Charter Roofing Co., Inc.	\$2,167,328	\$216,732	\$2,384,060	138	20%

COST/FUNDING SOURCE(S):

There will be an increase to the Southmayd Elementary School budget in the amount of \$196,414 and an increase to The Rusk School budget in the amount of \$345,724. The total cost shall not exceed \$2,384,060 and will be funded by 2007 Program funds (CP1 81-6622-244-99-814-814 CP1 81-6622-234-99-814-814).

STAFFING IMPLICATIONS:

None

ORGANIZATIONAL GOALS/IMPACT:

This agenda item supports HISD Goal 4: Increase Management Effectiveness and Efficiency and is aligned to Core Initiative 4: Data-Driven Accountability.

THIS ITEM DOES NOT REQUIRE CONSULTATION.

THIS ITEM DOES NOT ESTABLISH, MODIFY, OR DELETE BOARD POLICY.

RECOMMENDED: That the Board of Education authorize the superintendent of schools or a designee to negotiate, execute, and amend a construction contract with Charter Roofing Co., Inc. for the roof replacements at Joanna Southmayd Elementary School and The Rusk School, effective April 11, 2014.

Office of Superintendent of Schools
Board of Education Meeting of April 10, 2014

Office of Business Operations
Leo Bobadilla, Chief Operating Officer

**SUBJECT: APPROVAL OF ADJUSTMENT IN BUDGET AND DESIGN
CONTINGENCY AND AUTHORITY TO NEGOTIATE, EXECUTE, AND
AMEND ALL CONSTRUCTION MANAGER-AT-RISK CONTRACTS
FOR WINDSOR VILLAGE ELEMENTARY SCHOOL RENOVATIONS**

The Houston Independent School District (HISD) 2007 bond election approved the renovations of Windsor Village Elementary School. On March 8, 2012, the HISD Board of Education approved the award of a design contract for this project.

On April 11, 2013, the HISD Board of Education authorized the superintendent of schools or a designee to determine the construction delivery method for construction projects using factors approved by the HISD Board of Education, such as schedule, scope, and complexity. Following this process, the construction manager-at-risk (CMAR) delivery method has been determined to provide the best value for this project.

The base scope of work to be completed at Windsor Village Elementary School includes Americans with Disabilities Act (ADA) and life safety upgrades, partial restroom renovations, the replacement of the electrical distribution system, mechanical system, and piping, boiler, administration area direct expansion cooling system units, new casework, and window replacement. New code requirements necessitate additional site lighting for safety and egress.

Due to time constraints and extended material lead times, a job order contractor has been contracted to proceed with the window replacement.

Since the passage of the 2007 Bond Program, the district has updated and revised its HISD Design Guidelines. The project team has further evaluated the current building mechanical system as it pertains to the new HISD Design Guidelines. It is recommended that a variable refrigerant volume (VRV) system be used to replace the Unit Ventilator (UV) system and that other mechanical equipment be repaired/replaced. This system will be designed in order to bring the facility up to current design standards.

This recommendation will require an increase to the project budget in the amount of \$165,000 for design fees and \$3,500,000 for construction costs, including a 10 percent contingency.

Texas Government Code Section 2267.253 provides HISD the option to utilize a two-step selection process in choosing a CMAR firm. Step one involves an initial request for

qualifications. In step two, HISD may request firms, selected solely on the basis of qualifications, to provide proposed fees and pricing.

Qualifications for CMAR services for the project were requested on March 1, 2014, and were received on March 24, 2014. Information received from construction firms was evaluated and ranked using HISD selection criteria approved by the HISD Board of Education on April 11, 2013, for this delivery method.

Based on the qualifications, the construction firms were then asked to submit fee proposals. The fee proposals were comprised of costs for preconstruction services, construction phase services fees, and general conditions costs as a percentage of the guaranteed maximum price (GMP).

The recommended best value CMAR firm for the project and the minority and women owned business enterprises (M/WBE) commitment for its services are listed below. The overall M/WBE participation for construction will be tabulated once the project is competitively bid by the CMAR.

Project	CMAR Firm	M/WBE Commitment
Windsor Village Elementary School Renovations	Patriot Contracting, LLC	20%

Approval of this item will authorize the superintendent of schools or a designee to negotiate, execute, and amend contracts for the project, including the acceptance of the GMP (or multiple GMPs in the case of phased work), in amounts not to exceed the overall project budget for the project.

In the event that the CMAR is unable to provide a GMP proposal that is acceptable to HISD or is unable to fulfill other obligations, the superintendent of schools or a designee will be authorized to terminate negotiations and/or the agreement with that firm and negotiate, execute, and amend contracts with the next-highest-ranked best value CMAR firm to obtain an acceptable GMP (or multiple GMPs in the case of phased work), in amounts not to exceed the overall project budget for the project.

COST/FUNDING SOURCE(S):

There will be an increase to the overall project budget by \$1,117,154 which will be funded by 2007 Bond Program funds. The balance of \$2,547,846 will be funded by Pay-As-You-Go Funds.
(CP1 81-6621-260-99-812-609
CP1 81-6630-260-99-812-609,
CP1 81-6625-260-99-011-616).

Office of Superintendent of Schools
Board of Education Meeting of May 8, 2014

Office of Business Operations
Leo Bobadilla, Chief Operating Officer

**SUBJECT: AUTHORITY TO NEGOTIATE, EXECUTE, AND AMEND
CONSTRUCTION CONTRACT FOR RENOVATIONS AT LEEONA
PUGH ELEMENTARY SCHOOL**

The Houston Independent School District (HISD) 2007 bond election approved the renovations of Leeona Pugh Elementary School.

The HISD Board of Education approved the design contract for the renovations at Pugh Elementary School on March 8, 2012.

The renovation scope of work includes safety/security systems improvements, accessibility code compliance, partial restroom renovations, interior finish and lighting upgrades, electrical system upgrades, roof repairs, site improvements, and other capital-related improvements.

This project was advertised on April 5 and April 12, 2014. On April 22, 2014, the district received sealed bids from the following responsive contractors:

Level Infrastructure, LLC
Prime Contractors, Inc.
P2MG

Based on the bids and evaluation of the bidder qualifications, Level Infrastructure, LLC, was determined to be the lowest priced, qualified proposer. Therefore, it is recommended this contractor be awarded a contract for the renovations.

Approval will authorize the superintendent of schools or a designee to execute a contract in an amount not to exceed the identified cost and amend the contract within the established allowance. The requested amount is as follows:

Highest-Ranked Firm	Contract Amount Not to Exceed	Construction Contingency Allowance	Total Budget	Estimated Calendar Days	M/WBE Participation
Level Infrastructure, LLC	\$1,972,000	\$197,200	\$2,169,200	135	100%

COST/FUNDING SOURCE(S): The total cost shall not exceed \$2,169,200 and will be funded by 2007 Bond Program funds (CP1 81-6621-223-99-814-609).

STAFFING IMPLICATIONS: None

ORGANIZATIONAL GOALS/IMPACT: This agenda item supports HISD Goal 4: Increase Management Effectiveness and Efficiency and is aligned to Core Initiative 4: Data-Driven Accountability.

THIS ITEM DOES NOT REQUIRE CONSULTATION.

THIS ITEM DOES NOT ESTABLISH, MODIFY, OR DELETE BOARD POLICY.

RECOMMENDED: That the Board of Education authorize the superintendent of schools or a designee to execute and amend a construction contract with Level Infrastructure, LLC, for renovations at Leeona Pugh Elementary School, effective May 9, 2014.

Office of Superintendent of Schools
Board of Education Meeting of June 12, 2014

Office of Business Operations
Leo Bobadilla, Chief Operating Officer

SUBJECT: APPROVAL OF ADJUSTMENT IN THE BUDGET AND CONSTRUCTION CONTINGENCY ALLOWANCE FOR JAMES DEADY MIDDLE SCHOOL AND AUTHORITY TO NEGOTIATE, EXECUTE, AND AMEND ALL RELATED CONTRACTS

The Houston Independent School District (HISD) 2007 bond election approved the renovations of James Deady Middle School.

The renovation scope of work for Deady Middle School includes, but is not limited to, life safety work, electrical upgrades and repairs, Americans with Disabilities Act (ADA) compliance upgrades, and related work.

The HISD Board of Education approved an award of the construction contract for the renovations on May 9, 2013.

Since that approval, unforeseen conditions have been identified affecting the installation of the elevator and equipment room. The additional work includes structural modifications to the existing building, elevator shaft, and equipment room. An increase in the construction contingency allowance will be required to address the unforeseen conditions.

Approved Construction Contingency Allowance	Requested Increase to Construction Contingency Allowance	Total Requested Increase to the Construction Contingency Allowance
\$219,504	\$150,000	\$150,000

COST/FUNDING SOURCE(S):

The total cost increase shall not exceed \$150,000 and will be funded by 2007 Bond Program Funds (CP1 81-6623-045-99-814-814).

STAFFING IMPLICATIONS:

None

ORGANIZATIONAL GOALS/IMPACT:

This agenda item supports HISD Goal 4: Increase Management Effectiveness and Efficiency and is aligned to Core Initiative 4: Data-Driven Accountability.

THIS ITEM DOES NOT REQUIRE CONSULTATION.

THIS ITEM DOES NOT ESTABLISH, MODIFY, OR DELETE BOARD POLICY.

RECOMMENDED: That the Board of Education approve an increase in the construction contingency allowance and authorize the superintendent of schools or a designee to negotiate, execute, and amend all necessary contracts for the renovations at Deady Middle School, effective June 13, 2014.

Office of Superintendent of Schools
Board of Education Meeting of June 12, 2014

Office of Business Operations
Leo Bobadilla, Chief Operating Officer

**SUBJECT: APPROVAL TO ESTABLISH BUDGETS AND AUTHORITY TO
NEGOTIATE, EXECUTE, AND AMEND ALL NECESSARY CONTRACTS
RELATED TO CAPITAL IMPROVEMENTS AT VARIOUS CAMPUSES**

At the August 27, 2009, board meeting, the Houston Independent School District (HISD) Board of Education approved \$13.5 million to be allocated to additional facility projects in each of the nine trustee districts, for a total of \$121.5 million. Since that time the HISD Board of Education has approved various projects throughout the District, many of which are being finalized or are completed resulting in cost savings that can now be allocated to address other needs in the District.

Trustee Anna Eastman is requesting a budget allocation of \$686,969 be provided for capital related improvements at the schools noted below. The funds will come from the allocation that has been allotted for District I.

School	Scope of Work	Budget
Barrick ES	Mechanical system improvements and other capital related improvements	\$100,000
Benbrook ES	Mechanical system improvements and other capital related improvements	\$250,000
Burbank ES	Mechanical system improvements and other capital related improvements	\$336,969
Total		\$686,969

Trustee Rhonda Skillern-Jones is requesting a budget allocation of \$677,207 be provided for capital related improvements at the schools noted below. The funds will come from the allocation that has been allotted for District II.

School	Scope of Work	Budget
Stevens ES	Parking/site improvements and other capital related improvements	\$499,000
Coop ES	Mechanical system improvements and other capital related improvements	\$80,000
Kashmere Gardens ES	Outdoor lighting, canopy, and other capital related improvements	\$11,207
Ross ES	Indoor / Outdoor lighting and other capital related improvements	\$30,000
Burrus ES	Priority painting and other capital related improvements	\$57,000
Total		\$677,207

Trustee Manuel Rodriguez is requesting a budget allocation of \$893,163 be provided for capital related improvements at the school noted below. The funds will come from the allocation that has been allotted for District III.

School	Scope of Work	Budget
Golfcrest ES	Classroom improvements, site improvements, and other capital related improvements	\$893,163
Total		\$893,163

Trustee Paula Harris is requesting a budget allocation of \$127,169 be provided for capital related improvements at the schools noted below. The funds will come from the allocation that has been allotted for District IV.

School	Scope of Work	Budget
Attucks MS	Priority painting and other capital related improvements	\$20,000
Foster ES	Priority painting and other capital related improvements	\$20,000
Mading ES	Priority painting and other capital related improvements	\$20,000
Peck ES	Priority painting and other capital related improvements	\$15,000
Thompson ES	Priority painting and other capital related improvements	\$15,000
Young ES	Priority painting and other capital related improvements	\$15,000
Thomas MS	Priority painting and other capital related improvements	\$22,169
Total		\$127,169

Trustee Michael Lunceford is requesting a budget allocation of \$556,370 be provided for capital related improvements at the school noted below. The funds will come from the allocation that has been allotted for District V.

School	Scope of Work	Budget
Bellaire HS	Balance of prior allocation to remain for additional capital related improvements	\$556,370
Total		\$556,370

Trustee Greg Meyers is requesting a budget allocation of \$2,468,461 be provided for capital related improvements at the schools noted below. The funds will come from the allocation that has been allotted for District VI.

School	Scope of Work	Budget
Valley West ES	Parking/site improvements and other capital related improvements	\$150,000
Energy HS	Capital related improvements	\$500,000
Westside HS	Career and Technical Education improvements, mechanical systems improvements, and other capital related improvements	\$1,243,461
Revere MS	Mechanical system improvements and other capital related improvements	\$360,000
Bush ES	Mechanical system improvements and other capital related improvements	\$215,000
Total		\$2,468,461

Trustee Harvin Moore is requesting a budget allocation of \$579,841 be provided for capital related improvements at the schools noted below. The funds will come from the allocation that has been allotted for District VII.

School	Scope of Work	Budget
Benavidez ES	Priority painting and other capital related improvements	\$100,000
Briargrove ES	Priority painting and other capital related improvements	\$25,000
Briar Meadow ES	Priority painting, mechanical system improvements, and other capital related improvements	\$140,000
Liberty HS	Flooring repairs/ priority painting and other capital related improvements	\$100,000
River Oaks ES	Cafeteria/playground lighting, flooring, priority painting, and other capital related improvements	\$20,000
Sinclair ES	Priority painting, flooring, lighting, and other capital related improvements	\$69,841
TH Rogers MS	Priority painting and other capital related improvements	\$125,000
Total		\$579,841

Trustee Juliet Stipeche is requesting a budget allocation of \$864,966 be provided for capital related improvements at the school noted below. The funds will come from the allocation that has been allotted for District VIII.

School	Scope of Work	Budget
Eastwood Academy	Balance of prior allocation to remain for additional capital related improvements	\$864,966
Total		\$864,966

Trustee Wanda Adams is requesting a budget allocation of \$1,322,935 be provided for capital related improvements at the schools noted below. The funds will come from the allocation that has been allotted for District IX.

School	Scope of Work	Budget
Anderson ES	Mechanical system improvements and other capital related improvements	\$250,000
Law ES	Mechanical system improvements and other capital related improvements	\$250,000
Windsor Village ES	Library/building improvements and other capital related improvements	\$255,000
Woodson K-8	Mechanical system improvements and other capital related improvements	\$470,000
Fondren ES	Library improvements and other capital related improvements	\$97,935
Total		\$1,322,935

COST/FUNDING SOURCE(S): The cost will not to exceed \$8,177,081 and will be funded by the trustee allocations.

STAFFING IMPLICATIONS: None

ORGANIZATIONAL GOALS/IMPACT: This agenda item supports HISD Goal 3: Provide a Safe Environment, and is aligned with Core Initiative 4: Data-Driven Accountability.

THIS ITEM DOES NOT REQUIRE CONSULTATION.

THIS ITEM DOES NOT ESTABLISH, MODIFY, OR DELETE BOARD POLICY

RECOMMENDED: That the Board of Education approve budget realignments in order to establish project budgets not to exceed \$8,177,081 from Trustee District allocations and authorize the superintendent of schools or a designee to negotiate, execute, and amend contracts necessary to implement capital related improvements at various campuses, effective June 13, 2014.

Office of Superintendent of Schools
Board of Education Meeting of June 12, 2014

Office of Chief Financial Officer
Kenneth Huewitt, Chief Financial Officer

**SUBJECT: APPROVAL OF CONSULTANT AND PROFESSIONAL-SERVICE
CONTRACTS**

The purpose of this item is to authorize consultant contracts and professional-service contracts as required by board policy. According to current policy, the Houston Independent School District (HISD) Board of Education's approval is required for consultant contracts and professional services exceeding \$50,000 per engagement, inclusive of expenses, or for consultant contracts where payment to a consultant for the fiscal year has aggregated \$100,000, inclusive of all expenses. The attachment reflects a summary of proposed requests. Individual contracts are on-file in Board Services.

COST/FUNDING SOURCE(S): Funds for this recommended action are shown on the attached list.

STAFFING IMPLICATIONS: None

ORGANIZATIONAL GOALS/IMPACT: This agenda item supports HISD Goal 1: Increase Student Achievement and HISD Goal 4: Increase Management Effectiveness and Efficiency, and is aligned to Core Initiative 1: Effective Teacher in Every Classroom.

THIS ITEM DOES NOT REQUIRE CONSULTATION.

THIS ITEM DOES NOT ESTABLISH, MODIFY, OR DELETE BOARD POLICY.

RECOMMENDED: That the Board of Education approve the proposed consultant and professional-service contracts, effective June 13, 2014.

Office of Superintendent of Schools
Board of Education Meeting of June 12, 2014

Office of School Support
Andrew Houlihan, Chief School Support Officer

SUBJECT: APPROVAL TO WAIVE BOARD POLICY CW(LOCAL), NAMING FACILITIES, AND NAME A NEW SCHOOL FACILITY MARK WHITE ELEMENTARY SCHOOL

Board Policy CW(LOCAL), *Naming Facilities*, states, “Schools or other facilities may be named for persons, communities, locations, or functions. Names of persons to be considered shall be of deceased individuals who have made a significant contribution to the local community, the state, or the nation.” This agenda item requests that the Board of Education waive the policy and approve the naming of a new school in honor of a living person.

Mark Wells White, Jr., who was the forty-third governor of the state of Texas, was born in 1940 in Henderson, Rusk County, Texas. He attended public schools in the Houston Independent School District (HISD)—kindergarten at Montrose Elementary School; first through sixth grade at Woodrow Wilson Elementary School; junior high at Sidney Lanier Middle School; and senior high at Mirabeau B. Lamar High School, where he graduated in 1958. Mr. White then attended Baylor University in Waco, Texas where he received a degree in Business Administration and a Doctorate of Jurisprudence. Mr. White’s family also has long history with HISD. His mother Elizabeth White, taught in the district for 27 years. His sister, Betty White Gerlach, graduated from Lamar High School and taught at Lanier Middle School; and his cousin, Jennie K. Kolter, taught for many years at Poe Elementary School. Mark White’s son also graduated from Lamar High School and he has three grandchildren currently attending HISD schools.

When Mark White became governor, Texas was ranked as a low-performing state in Scholastic Aptitude Test (SAT) scores and teacher salaries. As governor, he appointed a committee on Public Education, called a special session of the legislature, and passed the Educational Opportunity Act (EOA). Those actions resulted in SAT scores being increased 12 points and teacher salaries being increased by \$5,000—the largest proportional salary increase for teachers in the history of Texas. The EOA outlined commitments to build the finest public education system in the country. Among other reforms, Governor White enacted (for the first time) health insurance benefits for retired teachers and he also enacted the “No Pass, No Play” provision to ensure that students would make passing grades before they participated in extracurricular activities. Governor White’s main concerns were the economy and education; he worked to preserve and enhance resources so that Texas would not fall back, but go forward as a state of the future.

The new school, to be located at Old Farm Road between Buffalo Bayou and Westheimer, will provide relief to four elementary schools on the west side of Houston. The schools are Briargrove Elementary, Ralph Waldo Emerson Elementary, Piney Point Elementary, and Thomas Pilgrim PK–8 Academy. The school, scheduled to open in August 2016, will not have an attendance zone; instead, students will apply and priority of enrollment will be given to students residing in the Briargrove, Emerson, Piney Point and Pilgrim PK-8 attendance zones. If more students apply than can be accepted in any grade level, a lottery drawing will be held to select the students to attend the new school.

A committee, which included community members representing the four schools to be relieved, was formed to select a name for the new west side relief school facility. The committee reached a consensus to recommend that the school be named Mark White Elementary School in recognition of Mr. White's personal dedication to improving the quality of education for all students and teachers in the state of Texas.

COST/FUNDING SOURCE(S): None

STAFFING IMPLICATIONS: None

ORGANIZATIONAL GOALS/IMPACT: This agenda item supports HISD Goal 5: Improve Public Support and Confidence in Schools and is aligned to Core Initiative 5: Culture of Trust through Action.

THIS ITEM DOES NOT REQUIRE CONSULTATION.

THIS ITEM DOES NOT ESTABLISH, MODIFY, OR DELETE BOARD POLICY.

RECOMMENDED: That the Board of Education waive Board Policy CW(LOCAL) and name a new school facility Mark White Elementary School, effective June 13, 2014.