

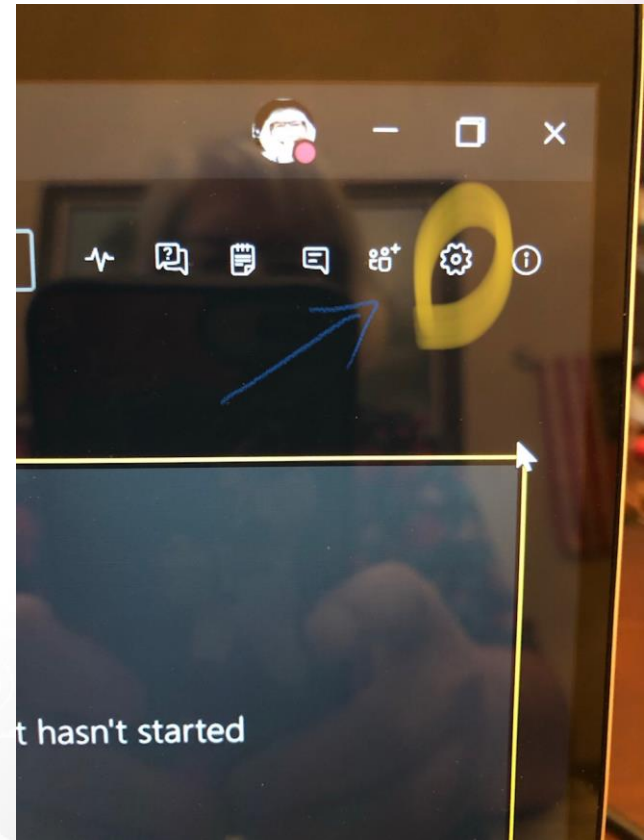
*Operating Safely During A
Pandemic*

**The Year of
“Flexibility”**



While We Wait – How to Turn on Captions

- Click the GEAR icon at the bottom right corner of the screen
- Click on the menu option labeled “CC” to choose your language:
 - Spanish (Spain)
 - Arabic (Egypt)



Agenda

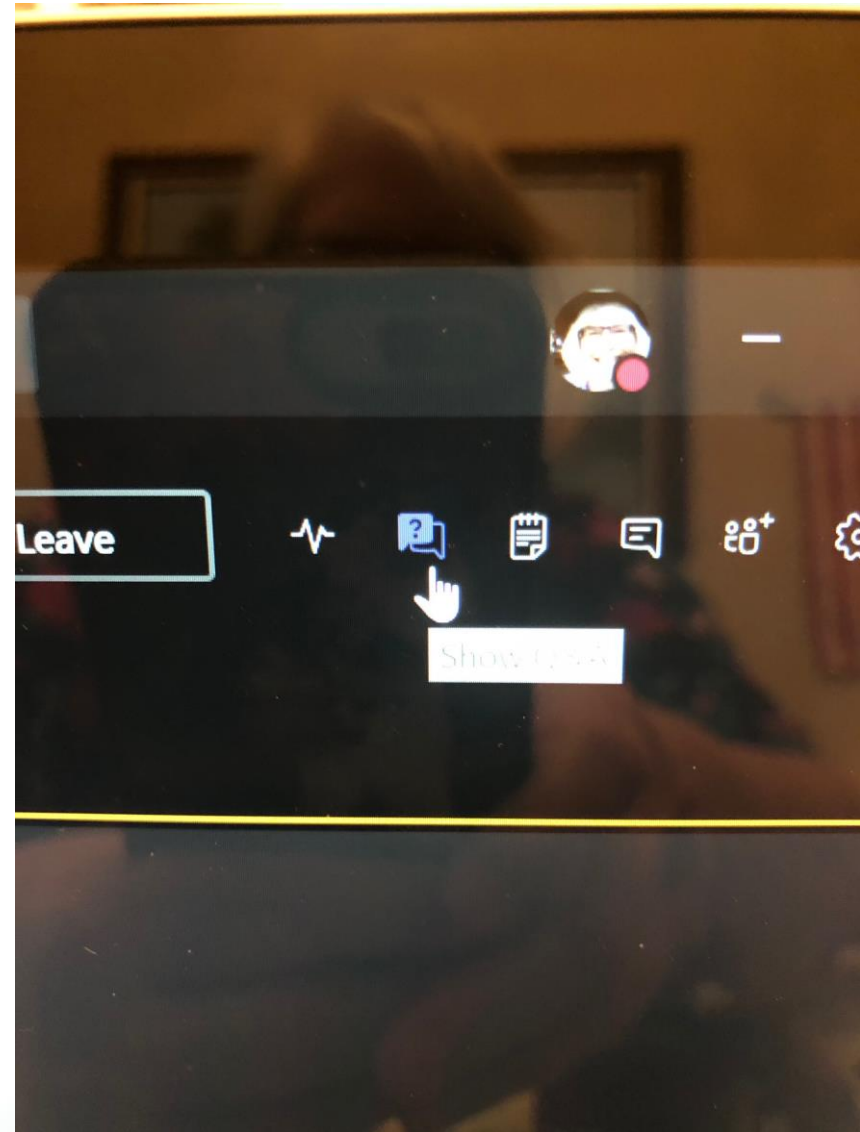
- WBE Updates
- Safety Protocols and Cleaning Regimen
- WBE School Procedures
 - Arrival/Dismissal
 - Meals
 - Instruction
 - Attendance
- Illness and Quarantine

Norms

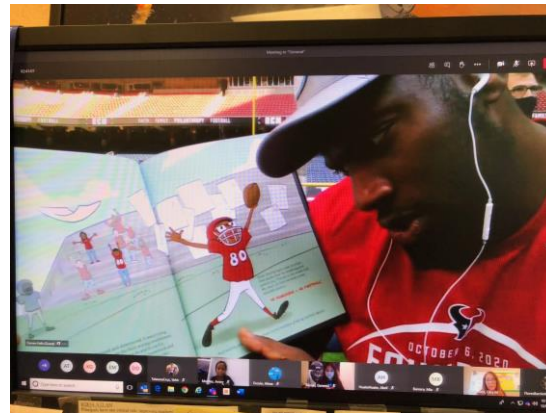
- Keep camera and microphone muted
- Q&A handled through the Chat
- Add questions to the Chat that pertain to the topic being covered so we can stay somewhat organized
- Stay positive
- Will post this PowerPoint presentation on our website

Let's Try Out the Chat!

Please post a
positive
comment for our
WBE teachers
in the Chat box!



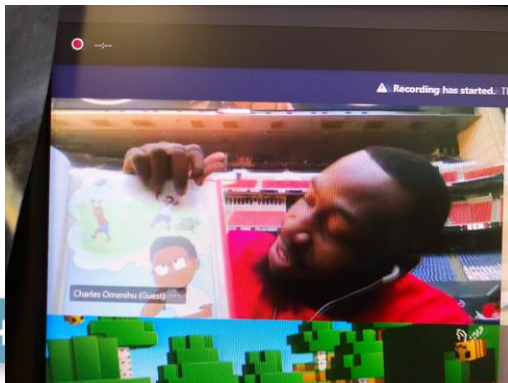
Texans Visit WB 2nd Grade!



Darren Fells
– Tight End



Charles Omenihu – Defensive End



SSO Visit

- Instruction was strong
- Engagement was HIGH
- Students given a lot of opportunities to talk and explain, strong analysis evident
- Extensive vocabulary in use from students and teachers
- Obvious use of visuals and Sheltered Instruction strategies
- Great use of virtual tools for engagement: Pear Deck, math manipulatives, video, document camera
- Comparison to other school visits was **EXTREMELY** favorable
- **SO PLEASED** with what he saw

Safety Protocols

- Safety is #1 – Things will look different at school – There is still a pandemic
- It seems children aren't as likely to contract COVID-19, but adults are
- F2F will not be school as usual
- Masks required at all times except when eating – can wear your own or we will provide – PRACTICE!
- Prioritizing mask wearing, physical distancing, and hand washing/sanitizing

Proper Mask Use

- Masks must have at least two layers of washable, breathable fabric – no bandanas
- Should NOT be able to blow out a candle!
- Wear a mask that completely covers your nose and mouth to help protect others
- The mask must be secured under your chin and fit snugly against the sides of your face
- Must be school appropriate
- Practice at home for long periods of time
- Help kids understand that they should NOT touch the front of the mask
- A shield may also be worn in addition to the mask for extra protection
- 1 mask a day will be available for students who do not bring their own

Safety Protocols

- Little movement – students stay in classroom, breakfast, lunch, instruction will come to them
- Students sanitize when entering the classroom
- Masks required at all times except when eating, shields can be worn in addition
- No touch greetings
- No visitors, No deliveries from home

Safety Protocols

- No water fountains in use – Send a water bottle
- No sharing as a rule, but things that are reused will be sanitized between uses
- Will go outside for fresh air, but at this point, no equipment can be used
- Restroom breaks will be closely monitored for distance and hand washing – Floor markers in place

Classroom Safety

- Sign-in sheet in room for contact tracing
- Classrooms have been configured for the numbers we have now and size of our classrooms, no more than 15 in a classroom
- All face the same way
- Following CDC guidelines - desks 3'-6' apart
- Governor Abbott's Executive Order has said no capacity limits in schools
- Plexiglas dividers available in the classrooms for use between teachers and students

Cleaning

- Common areas and restrooms cleaned hourly by WBE staff
- High touch areas cleaned hourly – doors, door handles, main office, etc.
- Extra precautions by our night cleaning crew
- Night crew wearing masks and gloves, distancing, hand washing
- Similar reporting system if they are sick and must quarantine and return a negative test if they experience symptoms

Cleaning

- Each Night:
 - Doors/handles sanitized
 - Surfaces in classrooms and offices, restrooms and common areas cleaned and disinfected daily
 - Floors swept and mopped
 - Disinfect with QUAT256 per HISD guidelines
 - 1 minute contact time to kill coronavirus

Questions About Safety Procedures?

So What Will That Look Like at Walnut Bend?

Arrival

- Teachers will self-check temperature and symptoms before leaving home, recommend you do, too
- Will not open doors until 7:15 – Do not arrive early
- **ONLY** students who walk to school alone will line up at the door. No one other than WB students
- Distance markers on the pavement
- If an adult is bringing a child to school, they **MUST** stay in the car, follow the line, and go through Wellness checkpoint – **NO EXCEPTIONS**

Arrival

- Temperature taken - Under 100 degrees okay (WITHOUT MEDICATION) – will ask how they are feeling and if having any symptoms
- Sent home for virtual learning if symptomatic
- Walkers will go through wellness check before entering
- We will start screening at 7:15, and students will distance outside the doors
- Students will go directly to the classroom area – Distance markers on the floor
- Arrive by 8:00 or sign on virtually from home

Breakfast/Lunch

- Both in the classroom
- Teachers have duty free lunch
- Same person is schedule to be with your class every day
- Packaged meals
- Working on “touchless” delivery
- Students remove masks to eat, but put on as soon as they finish
- No lunch visitors
- No birthday treats

Instruction

- Virtual and F2F - Prioritize keeping students with their teachers, if possible
- Affected by numbers – No more than 15 in our classrooms, Teacher ADA accommodations, etc.
- In-person operation must be designed to allow students to go virtual at a moment's notice
- Keep instruction consistent with current methods
- Little paper in use – photos taken of written work
- No checking out books until virus is under control
- Leave things at home – bring lunch in disposable bag – nothing extra brought to school – Device will go back and forth

F2F Student Expectations

- Plan for little to no school office visits – students should not come late or leave early
- If you have appointments during the day, plan to stay virtual that day
- If children need to stay home because they feel under the weather, can still work virtually – We have missed a lot of instruction and must catch up!
- Students must be able to manage independently from the car to class
- Unsafe behaviors may require students to return to virtual learning until independence is mastered

Dismissal

- Similar to our previous procedures.
- Dismissal procedures will begin at 2:45 – Do not arrive early and wrap onto Walnut Bend Lane
- Only dismissing walk-alones from the front door of the building – no parents lining up
- Parent pick-up by car only – Procedures will be sent out before in-person school starts
- Using every available body to monitor dismissal and maintain distancing
- Will still have some buses from HISD and private daycares hired by parents
- Eagles Nest will operate as usual – Must pick up on time or sign up for Eagles Nest – No Staff to babysit

Attendance

- Students are expected to put in a full school day at home and in school
- Need the requisite engagement to count present, lots of flexibility – Teams meetings, Hub completion, work shared with teacher
- Must meet minimum attendance requirements daily
- Our attendance drives our school budget and school accountability rating and with all this flexibility, there is no reason for poor attendance this year

Virtual Learning Expectations

- Minimum attendance criteria is NOT enough – be in class and engage in school for a regular school day
- We will be holding attendance conversations – We will review attendance to date and student engagement in learning – Virtual is not a way to avoid class and avoid work. It is meant for safety only

Virtual Learning Expectations

- Students should have:
 - a quiet place to work
 - blurred background or back to a wall
 - help signing on, if needed
 - no parent/older sibling tutoring or giving answers, allow to work independently
 - help talk them through the questions or problems, but allow them to do their own thinking

Questions About WBE School Procedures?

Illness and Quarantine

Suspected Illness

- If you suspect illness, keep your child home – Do NOT medicate to bring down fever or symptoms and send to school
- The nurse will be notified immediately if we see a student developing symptoms.
- Temporary isolation room available on campus, well-stocked and cleaned throughout the day
- Students must leave campus – you **MUST** be available or send someone for pick up

Potential Exposure

- If we get a report of a Positive COVID-19 test, suspected case, or exposure:
 - Nurse Rosales and Mrs. Dahlquist notified immediately
 - Nurse will investigate and do case report
 - Areas will be identified for cleaning
 - Parents, students and staff informed of exposure and/or closure
 - School continues virtually if closed

Quarantine

- Have classic symptoms: severe headache, cough, fever, diarrhea, lost of taste/smell, severe fatigue, muscle aches, OR
- Clinic or healthcare provider states presumed positive, OR
- Covid-19 positive
- Must notify the school and continue attending from home, if able
- If symptomatic, should get tested

Length of Quarantine

- Must quarantine at home for 14 days if temperature above 100 degrees or experiencing symptoms
- Last day at school or last day of exposure +14 days
- 15th day can come back at school
- Contact the school nurse to discuss how the child is progressing before returning to school

Building Exposure

- Areas exposed will be closed for disinfection and cleaning per CDC guidelines, ordered by Medical Department and Facilities Management
- Degree of exposure will determine what the shut down will entail – Closure upon positive or presumed positive cases only
- Classroom or school closures, or even district closures and timeline will be determined by HISD Operations

Questions?