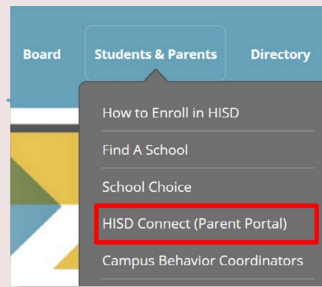


HOW TO CREATE AN HISD CONNECT ACCOUNT

1. Go to [www.HoustonISD.org](http://www.HoustonISD.org)

Navigate the menu bar to 'Students & Parents' and select 'HISD Connect (Parent Portal)'.

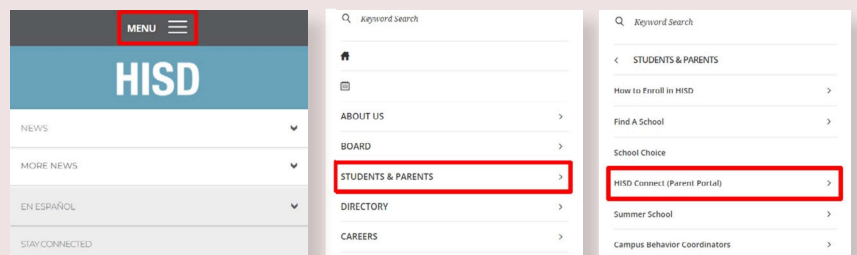


Computer view




If using a mobile phone or tablet, click 'MENU.' Then, click the 'STUDENTS & PARENTS' arrow, and select 'HISD Connect (Parent Portal)'.

Mobile view



2. Select 'LOG IN TO HISD CONNECT' to create your account.



3. Select 'Create Account' and begin to input the parent and student information.

**NOTE:** Parents are given an access ID and access password for each of their students and are able to use those codes to set up an account to access their students' profiles through the parent portal. Parents who haven't received their student's access ID should contact their school.

