



HOW TO LOG IN TO IMAGINE LEARNING

**USING 'CLEVER' IS THE
EASIEST METHOD**

USING A FONWOOD ECC IPAD


Click on the app 'Clever'




Clever

QR SCAN CODE

- The Teacher will send you a QR Scan code that will look like this:
- Clicking on the Clever app will take you to a camera mode so you can scan the code.
- Scanning is just holding the iPad over the QR Scan until you see a large green




SCAN THE QR CODE THAT WAS SENT TO YOU




THE GREEN CHECK MARK


SCROLL DOWN TO THE IMAGINE LEARNING APP THAT YOU WANT



Imagine Learning
Española




Imagine Learning
Language & Literacy



Imagine Learning
Math

QUICK REFERENCE

- iPads are recommended. (The school has offered the use of a Fonwood ECC iPad.)
- Android cell phones (and other Android devices) work. You will have to download the Imagine Learning app and make sure you have Google Chrome for a Browser.
- iPhones do not work very well. Imagine Learning Language & Literacy do not work properly. Sometimes Imagine Learning Math will work on an iPhone. You will have to download the Clever app and more.
- Desktop or laptops work. If you do not have a camera on your laptop or webcam on your desktop, you will have to log in manually. You will have to download the Imagine Learning apps. Type in 'username' and 'password' manually.
- If you are using your own iPad you will have to download Clever, Imagine Learning apps and make sure you have Google Chrome. (Safari doesn't work well.)

The background is a dark green gradient. In the four corners, there are decorative white lines that resemble a circuit board or a network diagram, with small circles at the end of the lines.

WE RECOMMEND 20 MINUTES OF INDEPENDENT PRACTICE FOR IMAGINE LEARNING LANGUAGE & LITERACY AND IMAGINE LEARNING MATH OR IMAGINE LEARNING ESPANOL!

IF YOU NEED ASSISTANCE EMAIL MKEATING@HOUSTONISD.ORG OR LET THE TEACHER KNOW! THANKS!

ENJOY!!