

### 1. HOME

The home page is the default screen upon initial log in. You will see your student's name, username, and password as well as many other options discussed below. You do not have the option to change the student's username or password.

### 2. OVERVIEW REPORT

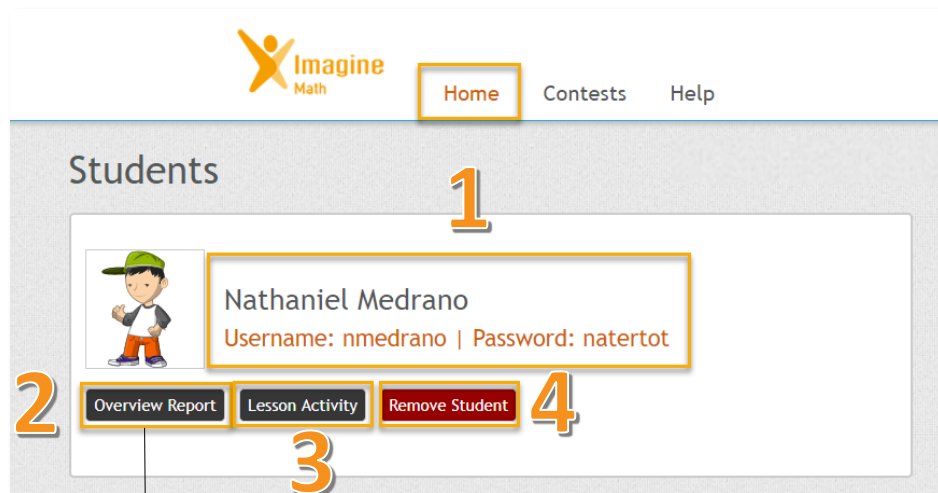
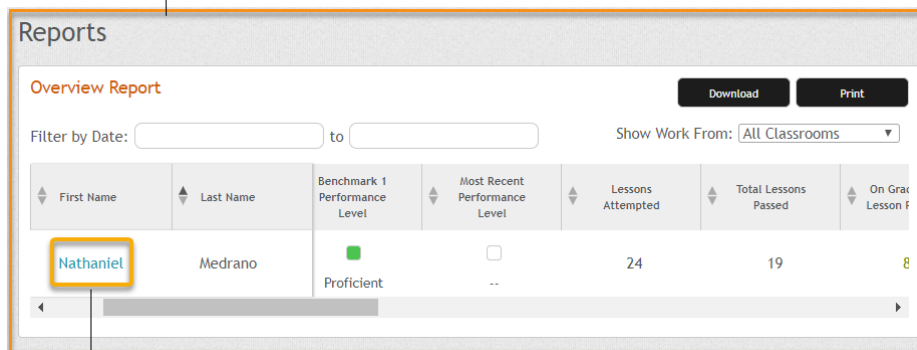
The *Overview Report* button will show how your student is performing overall. You will have access to: benchmark performance level, lessons attempted, lessons passed, pass rates, problems attempted, math helps, live helps and time on the program.

### 3. LESSON ACTIVITY

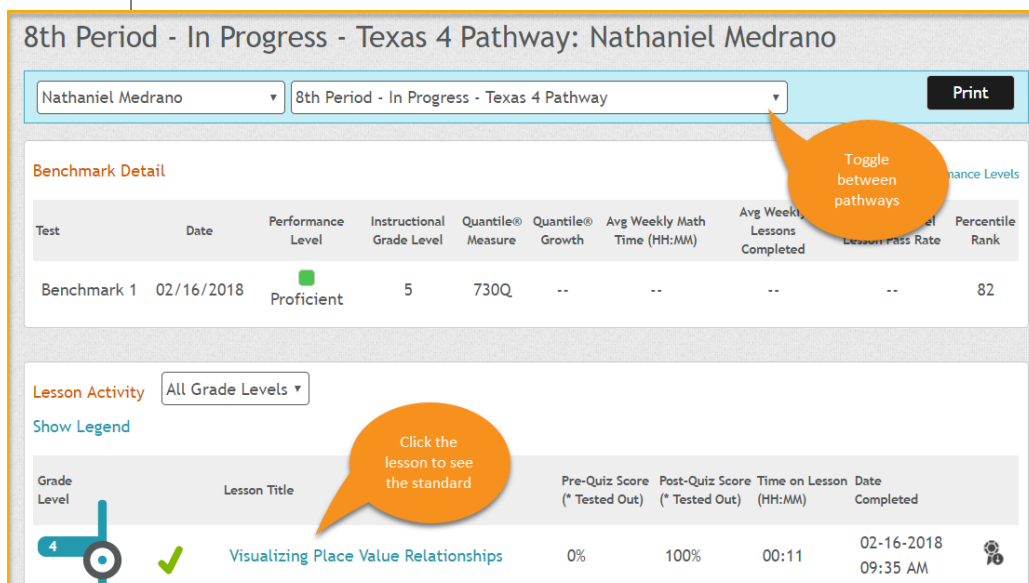
The *Lesson Activity* button will send you to the student progress report. (\*You can also get to this page by clicking on the student's name in the overview report.) This is a more detailed account of how your student is performing. You can toggle to their different pathways and if they are struggling in a particular area, click on the lesson to see the associated standard. You will see: grade level, scores, pass/fail, time, and date per lesson on this report.

### 4. REMOVE STUDENT

The *Remove Student* button will un-link the student from your parent account. It will not remove the student from Imagine Math.

First Name	Last Name	Benchmark 1 Performance Level	Most Recent Performance Level	Lessons Attempted	Total Lessons Passed	On Grade Lesson F
Nathaniel	Medrano	Proficient	--	24	19	8



### 8th Period - In Progress - Texas 4 Pathway: Nathaniel Medrano

Nathaniel Medrano | 8th Period - In Progress - Texas 4 Pathway | Print

**Benchmark Detail**

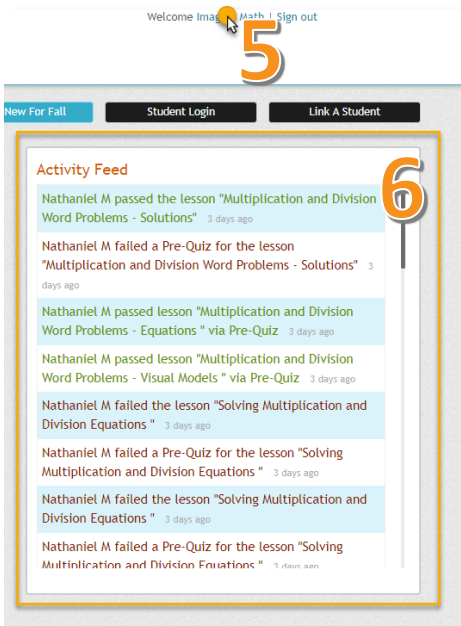
Test	Date	Performance Level	Instructional Grade Level	Quantile® Measure	Quantile® Growth	Avg Weekly Math Time (HH:MM)	Avg Weekly Lessons Completed	Lesson Pass Rate	Percentile Rank
Benchmark 1	02/16/2018	Proficient	5	730Q	--	--	--	--	82

**Lesson Activity** | All Grade Levels ▾

Show Legend

Grade Level	Lesson Title	Pre-Quiz Score (* Tested Out)	Post-Quiz Score (* Tested Out)	Time on Lesson (HH:MM)	Date Completed
4	Visualizing Place Value Relationships	0%	100%	00:11	02-16-2018 09:35 AM

# Imagine Math Parent Portal Navigation

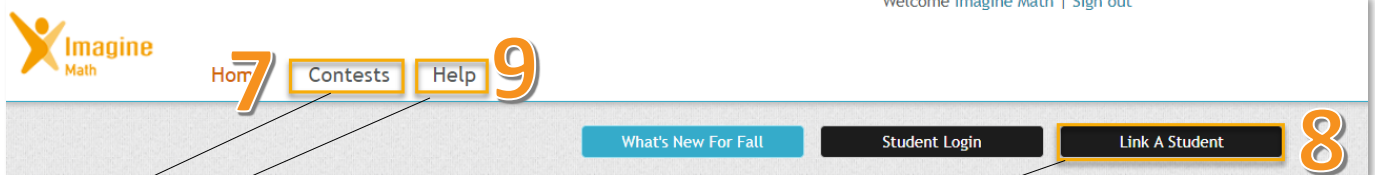


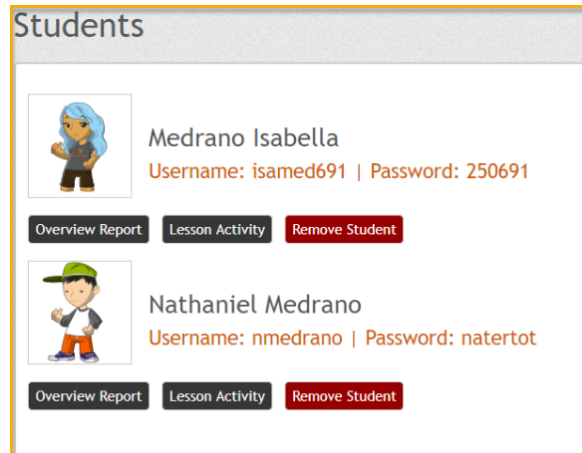
## 5. MANAGE ACCOUNT

Click your hyperlinked name in the upper right-hand corner of the home page to change your parent account email, name, or password.

## 6. ACTIVITY FEED

The *Activity Feed* on your home page will show you a time stamped feed of the lessons and quizzes your student is completing. Keep in mind, it is best not to help students in pre-quizzes and post quizzes so that Imagine Math can prescribe them the appropriate activities. Pre-quizzes are an opportunity for your child to skip a lesson should they master the content with an 80% or better.





## 7. CONTEST

Click here to check out Imagine Math hosted contests and the featured charity of the month. You can also learn more about the THINK 30 club!

## 8. LINK A STUDENT

Click *Link A Student* to add student(s) to your parent portal. This will enable you to follow all your students using Imagine Math. You will need their username and password link them to your parent portal account.

## IMAGINE MATH LIVE TEACHER HOURS (ALL TIMES LOCAL)

- Tuesday through Thursday between 7:30am and 9:30pm
- Friday between 7:30am and 6:30pm
- Saturday between 11:00am and 3:00pm
- Sunday between 5:30pm and 9:30pm

## 9. HELP

Click *Help* to see the Imagine Math live certified teacher hours and for information on how to receive general and technical help.