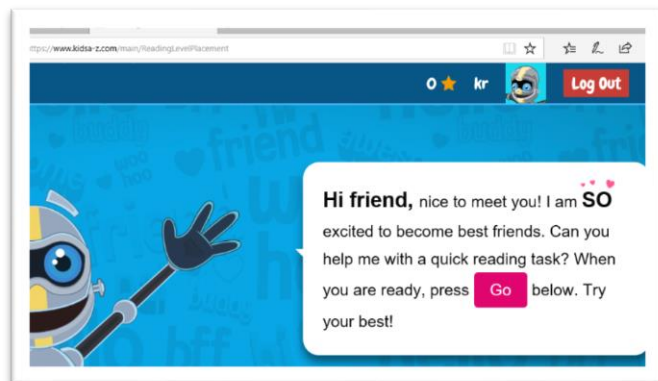
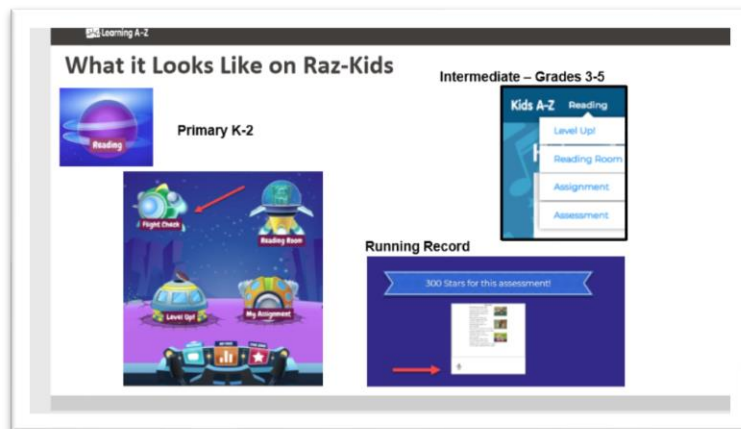


Quick Tips for Getting Started on Kids A-Z

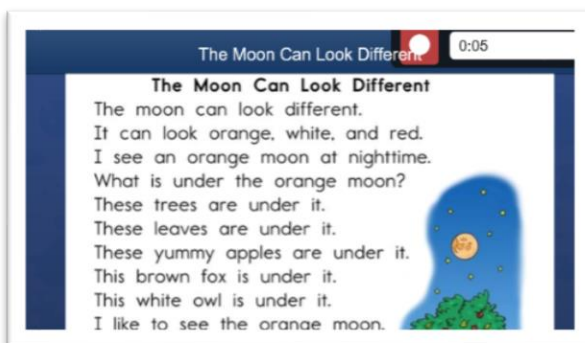
1. The first time your child logs into his/her Kids A-Z account, they will be directed to take a short placement assessment (takes about 5 min to complete). This should be done independently by your child. It is not for a grade; it is simply a starting point for your child's teacher to help them grow as a reader.



2. Once your child has completed the initial quick check, another reading assessment will become available the next time they log in. Click the Flight Check tab for 1st-2nd graders. 3rd graders will click Reading>Assessment tabs if the assessment doesn't appear on your screen automatically when you log in.



3. Your child will then be directed to record themselves reading a short story independently. A window may pop up asking for your permission to let Kids A-Z access your microphone. It will automatically start recording, press the red button top if you need to pause the recording. After your child records themselves reading the story, they will record themselves retelling the story and answer some short comprehension questions. For the younger students, hover the mouse over the question to have it read to them. Encourage them to do their best independently.



Your child is now ready to use all the wonderful resources in Kids A-Z!