

How to Take Online Student Surveys



Today's Survey



- To **better support** you, your school and teachers would like to ask you some **questions** about **your school** and about **yourself**.
- We would like to **learn more about you!** These surveys will help your teachers and schools provide you with the **best education possible**.

Today's Survey



- Only your teachers and school leaders will be able to see your responses, and these responses **will not be used as class grades**.
- We want you to **respond honestly**—there are no right or wrong answers!
- **Your voice is important**, so **thank you** for sharing about your thoughts and experiences.

Step 1

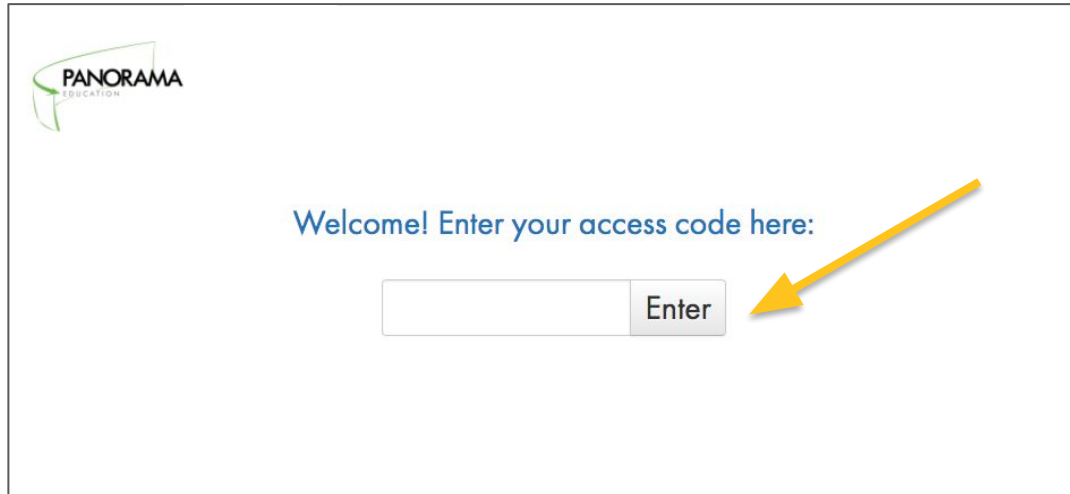


Go to the following website (type it exactly as it appears):

surveys.panoramaed.com/hisd

Step 2

Enter your access code, which is your student ID



The screenshot shows the PANORAMA EDUCATION logo in the top left corner. Below the logo, the text "Welcome! Enter your access code here:" is displayed in blue. Underneath this text is a white input field followed by a grey button labeled "Enter". A yellow arrow points from the right side of the "Enter" button towards the input field.

PANORAMA
EDUCATION

Welcome! Enter your access code here:

Step 3

If you need to translate the survey, click the drop-down menu in the top left corner. The survey is available in several languages.

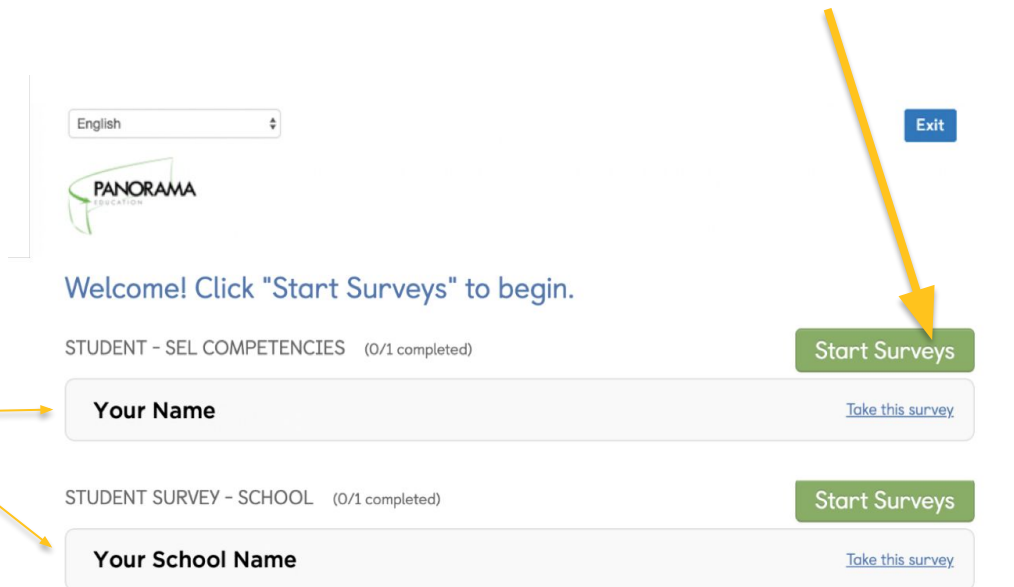


The screenshot shows the top-left corner of the survey interface. A language selection dropdown menu is open, displaying the following options: English (with a checkmark), Español (Spanish), Kreyòl ayisyen (Haitian Creole), and Português (Portuguese). The 'Español (Spanish)' option is highlighted in blue. To the right of the dropdown is a blue 'Exit' button. Below the dropdown, the text 'Welcome! Click "Take this survey" to begin.' is displayed in blue. At the bottom, there is a text input field labeled 'School Name' and a green 'Take this survey' button.


Step 4

Click on the “Start Surveys” button to begin.

Make sure this is **your own name** and **your school name**. We want to make sure you are **taking the right survey!**



English



Welcome! Click "Start Surveys" to begin.

STUDENT - SEL COMPETENCIES (0/1 completed)

Your Name [Take this survey](#)

STUDENT SURVEY - SCHOOL (0/1 completed)



Your School Name [Take this survey](#)

Exit

Start Surveys

Start Surveys

Step 5

- Choose an answer for each question. **Please do your best.**
- Click the  button at the bottom of the page once you are done.
- Please make sure you are completely finished before hitting .
- You **will not** be able to change your selections once you have submitted your answers.

Step 6

Click on the “Start Surveys” button to begin your second survey.

Welcome! Click "Start Surveys" to begin.

STUDENT SURVEY ABOUT SCHOOL (1/1 completed)

Your School Name This survey has already been completed.

STUDENT SURVEY ABOUT SELF (0/1 completed)

Your Name

[Start Surveys](#)

Step 7



**When you have finished taking all your surveys,
you will see this screen indicating you are all
done!**



Thanks for taking our survey!

Congratulations, you are done!
Thank you for your feedback!