

HISD | **Career Readiness**

LEARNING TODAY. EARNING TOMORROW.

MAY 2022 – VOLUME III

THIS MONTH WE CELEBRATE

Education and Training

Human Services

Hospitality and Tourism




Teacher of the Month

ATTN: High School Principals & CTE Administrators! Do you have a CTE teacher who promotes high student engagement, hands-on activities, or other reasons why the CTE teacher should be nominated as CTE teacher of the month? If so, please submit your nomination using the following link:

[Click here to submit your CTE Teacher of the Month.](#)

HISD | Career Readiness

LEARNING TODAY. EARNING TOMORROW.



On May 19th from 11am-1pm, at Delmar Stadium, we will celebrate:

- **CTE students** that have obtained employment OR been offered employment, post-graduation
 - Relative to a **CTE Program of Study**
- **Students that have enlisted** into any branch of the military

Instructors, use the below link to register students. **Employment AND enlistment will be verified upon receipt.**

- **Student (CTE & Military) Registration:** <https://bit.ly/3xOFoSW>
 - If transportation is needed, please inform us immediately [minimum number of students required]
 - **Our FINAL day to secure a bus is May 5, 2022.**
 - **Campuses will be responsible for identifying [chaperone(s) and securing permission slips]**
 - 1 chaperone, per 10 students
 - **Students can driver OR ride with their respective guest**
 - Students will receive a **"formal" invite** from us AND will be allowed to **invite 2 guests** for this in-person event.
 - **Registration to participate in #CMSD2022 ends May 13th**

Approaches to Software Development



This free course, Approaches to software development, presents an engineering approach to the development of software systems – a software engineering approach. The course pays particular attention to issues of software quality, in terms of both product (what is built) and process (how we build it).

After studying this course, you should be able to:

- describe the essential characteristics, and identify, using examples, the connections between the characteristics of a good software system
- describe the elements of a basic software development process and illustrate the variety of different life cycles
- understand the motivation for, and best practices of, an agile approach to software development
- explain the benefits of the Unified Modeling Language (UML) as a standard notation for modelling
- identify the different kinds of model used in the development of software and describe the relationship between models, viewpoints, and software development.

[Enter Course](#)

Teacher Tech Tips II--Presentation Tools to Excite & Engage

Overview

Discover 17 FREE presentation apps to help teachers become more engaging in delivering instruction.

What you will learn:

- Use a variety of presentation tools with ease.
- Know which presentation apps to use to build excitement about a new unit.
- Create effective, engaging presentations to deliver instruction to students.
- Apply what was learned about presentations to your own course materials.
- Encourage students to use these programs to create their own presentations for projects.

In this course, you will find approximately 3 hours of screencasts (videos) introducing you to and showing you how to use each free online program. You will discover 4 categories of presentation tools ranging from apps that present information in a linear fashion to animation, video, and text presentation programs. And, within each lecture you will also be provided the link to the app site as well as written user guides (if they are available). Additionally, you will find useful information in the introduction and conclusion.

If you are a teacher looking to more fully engage your students when you present information, this course is for you. If you are a teacher who is bored with the same old Power Point student projects, this course is definitely for you. Sign up for this course today and change your method of delivering instruction forever!

Start Class

The Teacher & Social & Emotional Learning (SEL) Specialization Course 4: Teacher SEL: Programs, Possibilities, & Contexts




100% online and free

This online education course examines distinct and established teacher social and emotional learning (SEL) programs, including some alternative possibilities.

By completing this course, you will:

- Examine ways to reduce the stress and anxiety experienced by teachers
- Learn about the Center for Courage and Renewal's "Leading Together" program, which encourages trust and communication within a school's adult community
- Discover how narrative — film, fiction, and other similar "texts" — can be used to explore one's humanity in teaching, offer insights into the role of teacher, and come to a richer and fuller understanding of one's students
- Examine the importance of understanding how a student's life affects his or her time at school and within the classroom



Improving Classroom Management with Class Dojo

By the end of this project, you will have set up your own classroom and be fully confident in how to use Class Dojo. Teachers have a lot of demands on their time as they are pulled in many different directions. What if we had a tool that could help build a positive classroom community while also simplifying our records AND connecting with parents? Class Dojo is exactly that tool. During this project, you will use Class Dojo to connect with students and parents to create a positive classroom culture, give students a voice, and share meaningful moments with parents. Class Dojo allows teachers to provide students with feedback in real time, track attendance and student behavior, connect with parents, and much more.

***You will need a free Class Dojo account for this project.**



ClassDojo

.

In a video that plays in a split-screen with your work area, your instructor will walk you through these steps:

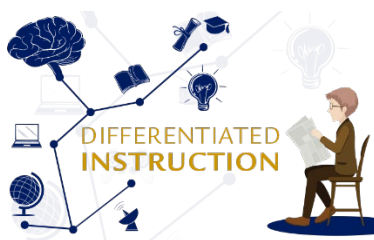
1. Add students and behaviors.
2. Use student behaviors during class.
3. Adjust Class Dojo settings and reset student data.
4. Use the Attendance, Timer, and Random features.
5. Work with data after class and connect with parents.

[Enroll for Free](#)



Key Beliefs and Non-negotiables of Differentiated Instruction

Thursday, May 19 @ 5 pm ET



Join this interactive edWebinar, to explore the principles and beliefs that are foundational to a differentiated classroom. Specifically, by the end of this session, attendees will be able to:

Describe the key elements and structures of differentiated instruction

Analyze the difference between what differentiation is and is not

Explain the key beliefs and non-negotiables that underlie the philosophy of differentiated instruction

[Register HERE](#)

Integrating SEL into Lesson Planning: Developing Relationship Skills Through Collaboration



Free edWebinar & CE Certificate

Thursday, May 26 @ 5 pm ET



When students work in groups, it can feel like they are splitting up work and completing the task in parallel. Yet, we all know there is so much opportunity for rich interactions in group work and a chance for students to learn to work well with others and collaborate authentically. When fully implemented, students apply positive social skills, depend on each other, and persevere through difficulties they may have with assignments.

In this interactive edWebinar, attendees will:

- Articulate the connection between relationship skills, collaboration, and academic growth
- Integrate relationship skills into their lesson planning through student collaboration and other strategies

[Register HERE](#)

HISD | Career Readiness

LEARNING TODAY. EARNING TOMORROW.

HIRING EVENT

THE JOB YOU WANT.
THE FUTURE YOU CREATE.

Join us for an in-person hiring event!

Where: at Goodwill River Oaks Job Connection Center located at
2520 Brun St., Houston, TX. 77019 (Entrance behind Goodwill Store)

When: Tuesday, June 14th! Sessions are taking place at 11am, 1pm,
and 3pm.

Work at Toyota Center and PNC Stadium while learning the skills you
need to thrive. Plus, receive up to three weeks of Lyft credits to help you
get to and from work!

Must be 18–24 and legally able to work in the U.S.



\$50
Sign-On
Bonus

Learn more, Earn More.

- Pay starts at \$11/hour plus tips with the opportunity to earn up to \$575 in stipends and bonuses for taking classes from home
- In addition to the job, youth participate in 12 weeks of professional development and leave with a resume, cover letter, and letter of recommendation
- Gain a mentor through your Juma Enterprise Manager and meet other driven individuals from all across the Houston area and get exposed to post-secondary education and career/technical education opportunities!
- Para información en español envíe un mensaje a luciaf@juma.org



SCAN HERE TO REGISTER
NOW OR GO TO:
juma.org/Join-Houston



HISD | Career Readiness

LEARNING TODAY. EARNING TOMORROW.




Formlabs 3D Printing Summit June 14th

FORMLABS USER SUMMIT

****FREE TO ATTEND****

Are you interested in SLA or SLS 3D printing or are you a Formlabs user?

You're invited to attend this one-day event sponsored by Lab Resources with **guest speakers from Formlabs**, the University of Texas, Sam Houston State University, Lamar Institute of Technology & Greentown Labs, a commercial makerspace based in Houston.



lunch will be served.

PROFESSIONAL DEVELOPMENT

Learn how **Formlabs** is **disrupting & innovating** with their **lower cost, lower maintenance** and **high-quality** 3D printing systems.

Professional Development certificates will be provided along with Formlabs swag for each attendee. A continental breakfast and

Space is limited. Click the link below to sign up. **The event is FREE to attend.**

SOLIDWORKS SIGN UP

Adobe Education Summit



Register [HERE](#)

The Adobe Education team is excited to welcome you and fellow educators from around the globe to the free, online [Adobe Education Summit July 26-28, 2022](#) for three days of connecting, learning, and infusing creativity into the classroom across all subject areas.

Day 1: Digital Media Pre-Summit (Presented by Adobe Education Leaders)*

Day 2 - Day 3: General Education keynotes and breakout sessions with a focus on Adobe Express (formerly Adobe Spark) and other cross-curricular creation tools.

***Please note:** You must have advanced knowledge of Creative Cloud tools to attend Day 1. Prior knowledge of Adobe tools is not required to attend Day 2 and Day 3.