

# WEEK 1 DIALECTICAL JOURNAL

Choose three quotes and complete the chart.

	Quote	Make a Personal Connection <ul style="list-style-type: none"><li>What is your emotional response to this quote and why?</li></ul>	Make a Text Connection <ul style="list-style-type: none"><li>Why do you think this quote is or will be important to the book?</li></ul>
Quote 1			
Quote 2			
Quote 3			

# MAKING PREDICTIONS

Make THREE predictions for the text and support them with evidence from what you have read so far.

	I think... (prediction)	...because... (evidence to support your prediction)	This is important because...
Prediction 1			
Prediction 2			
Prediction 3			



# WEEK 2 DIALECTICAL JOURNAL

Choose three quotes and complete the chart.

	Quote	Make a Personal Connection ◦ What is your emotional response to this quote and why?	Make a Text Connection ◦ Why do you think this quote is or will be important to the book?
Quote 1			
Quote 2			
Quote 3			

# Theme Research

Choose a **theme** or big idea in your book and research!

Theme:		
Search the terms in the boxes below. Choose one search result to read through.	Title, Author, and Website of Resource	5 important facts or statements
(Theme) + Scientific Study		
(Theme) + Current Event		
(Theme) + History		
(Theme) + Podcast		
(Theme) + Art		

---

# WEEK 3 DIALECTICAL JOURNAL

---


Choose three quotes and complete the chart.

	Quote	Make a Personal Connection. <ul style="list-style-type: none"><li>• What is your emotional response to this quote and why?</li></ul>	Make a Text Connection <ul style="list-style-type: none"><li>• Why do you think this quote is or will be important to the book?</li></ul>
Quote 1			
Quote 2			
Quote 3			

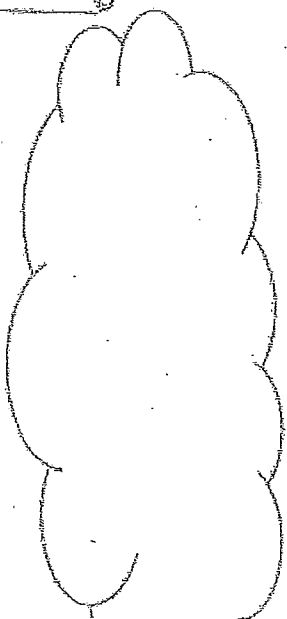

# Character Influences

Character Name: \_\_\_\_\_

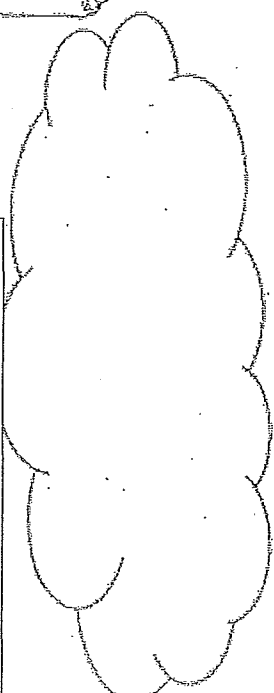
Memories



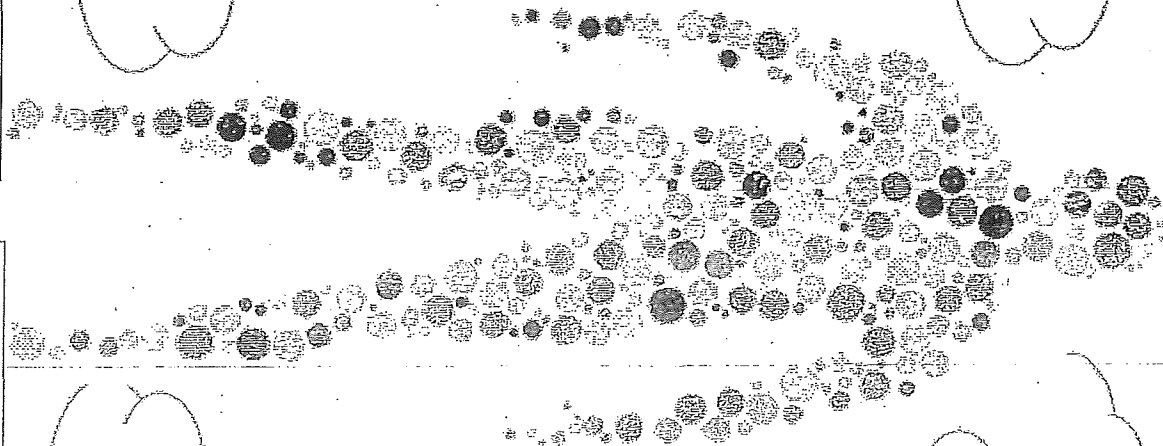
Other People



Experiences

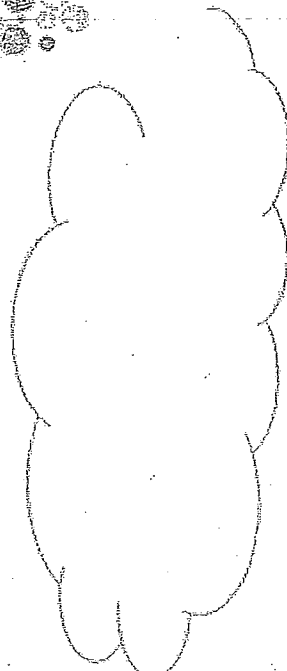


Three Words to Describe the Character:

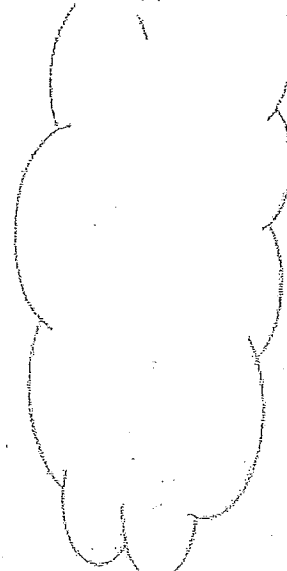


Three Important Things the Character Does:


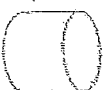
Culture and Religion



Challenges



Society



---

# WEEK 4 DIALECTICAL JOURNAL

---

Choose three quotes and complete the chart.

	Quote	Make a Personal Connection <ul style="list-style-type: none"><li>What is your emotional response to this quote and why?</li></ul>	Make a Text Connection <ul style="list-style-type: none"><li>Why do you think this quote is or will be important to the book?</li></ul>
Quote 1			
Quote 2			
Quote 3			

# Setting: Making Connections

Choose three possible alternate settings for the book. How would this influence the story being told? What would be the same? What would be different?

	Alternate Setting	How would this change the story? What would stay the same? Why would this change the story?
Setting 1		
Setting 2		
Setting 3		

# Character Battle

Choose two characters—a “good guy” and a “bad guy” from your book. (It’s okay if the good guy does bad things, or the bad guy isn’t so bad. That’s how real life is.) Break them down using the following chart and see how the author has influenced you!

	“Good Guy”	“Bad Guy”
Character Name		
Picture of the Character		
At least TEN words the author uses to describe the character		
Are these words positive, negative, or neither?		
Choose one word from the opposite column that COULD describe the other character and explain why.		
Choose one word and explain why you think the author chose to use that word to describe the character. What does this word in particular tell us?		



---

# WEEK 5 DIALECTICAL JOURNAL

---

Choose three quotes and complete the chart.

	Quote	Make a Personal Connection <ul style="list-style-type: none"><li>• What is your emotional response to this quote and why?</li></ul>	Make a Text Connection <ul style="list-style-type: none"><li>• Why do you think this quote is or will be important to the book?</li></ul>
Quote 1			
Quote 2			
Quote 3			

# Setting: Building Character

We are all influenced by our setting. Some might say that it is the biggest determiner of our personalities. Characters and people in books are equally influenced by their setting. Choose a person in your book and analyze them through the lens of their setting. Below the person, write their name. In the person's head, write FIVE character traits.

## Time Period

How would you describe the time period of the plot?

How does this influence the character's personality?

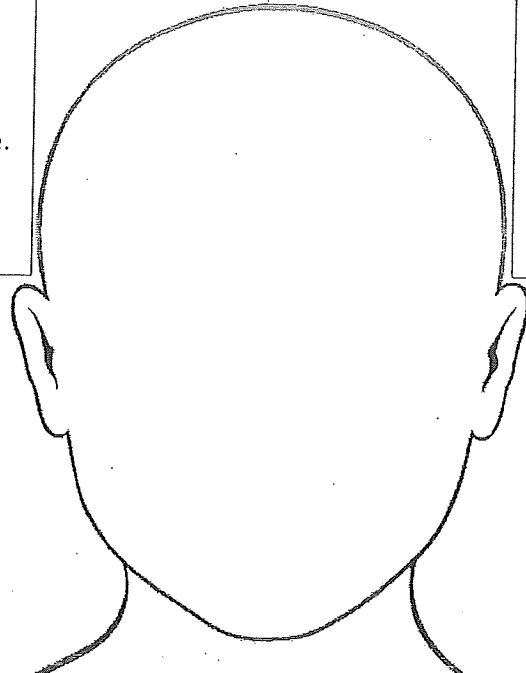
Support this with ONE quote.

## Place

How would you describe the main places the plot takes place?

How does this influence the character's personality?

Support this with ONE quote.



Character Name:

## Environment


Describe the social, political, or cultural environment.

How does this influence the character's personality?

Support this with ONE quote.

# Book Soundtrack

Choose songs that might be included in the soundtrack if your book was turned into a movie. Include an explanation for why each song is appropriate for the book. Keep in mind that the order of songs is important—try to match each song up to a portion of the book so far.



Track 1: \_\_\_\_\_

Explanation:

Line in the song that especially connects to the book:

Track 2: \_\_\_\_\_

Explanation:

Line in the song that especially connects to the book:

Track 3: \_\_\_\_\_

Explanation:

Line in the song that especially connects to the book:

Track 4: \_\_\_\_\_

Explanation:

Line in the song that especially connects to the book:

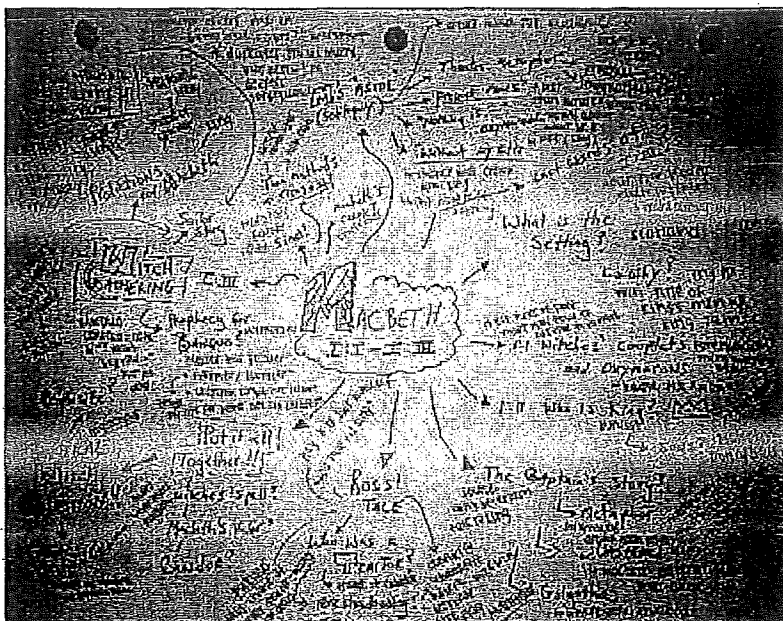
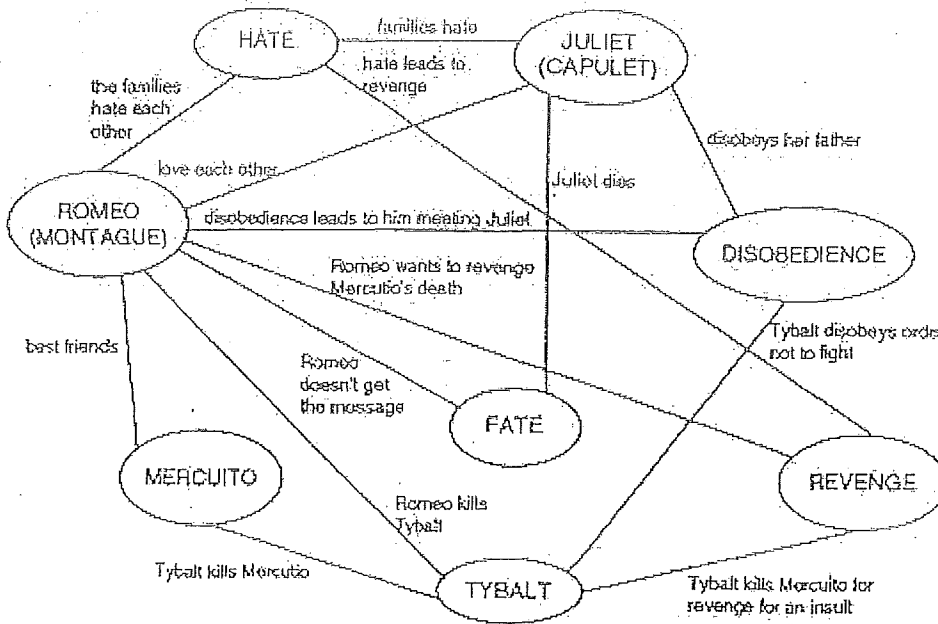
Track 5: \_\_\_\_\_

Explanation:

Line in the song that especially connects to the book:

# Plot Map

A plot map includes all major events, settings, character, and conflicts. Rather than a basic web, a plot map shows the connections between all these things. Make sure you label the connections you're making so we know what they are! Check out these examples.



# WEEK 6 DIALECTICAL JOURNAL

Choose three quotes and complete the chart.

	Quote	Make a Personal Connection <ul style="list-style-type: none"><li>What is your emotional response to this quote and why?</li></ul>	Make a Text Connection <ul style="list-style-type: none"><li>Why do you think this quote is or will be important to the book?</li></ul>
Quote 1			
Quote 2			
Quote 3			

Name:

Date:

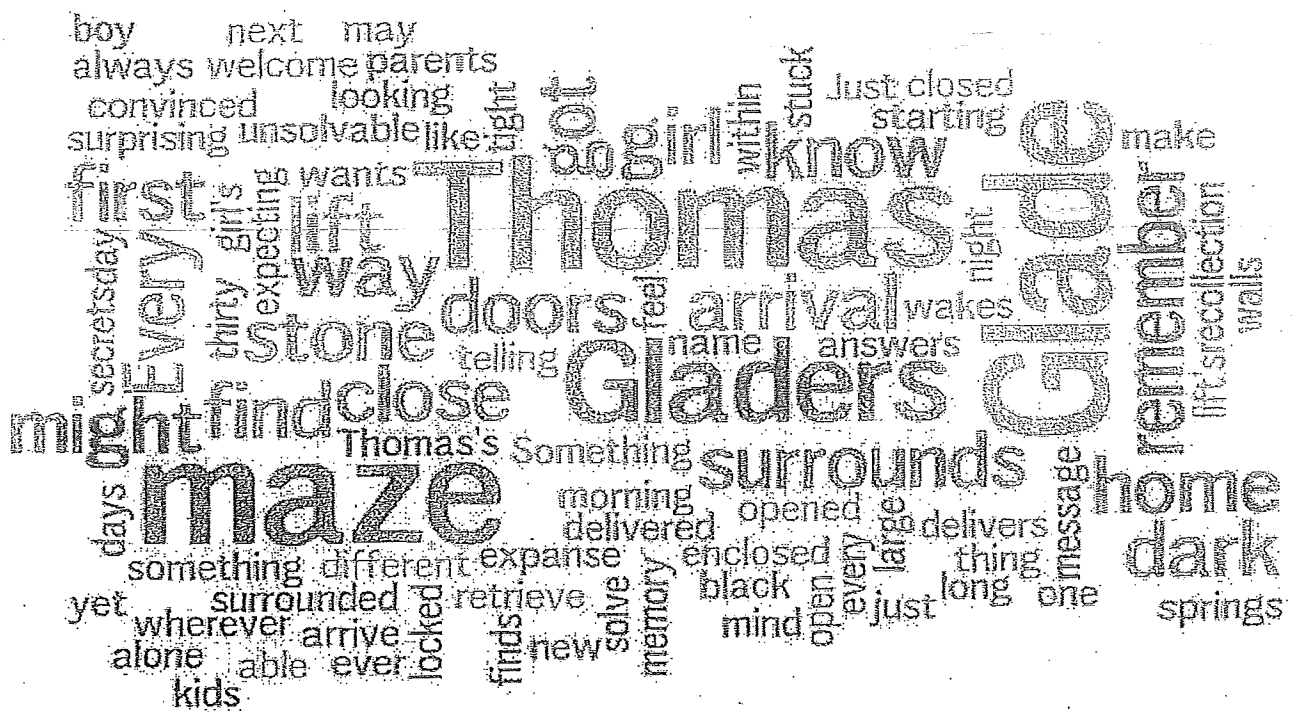
## Independent Reading Wordle

**Your Task:** For this independent reading assignment, you are going to create a Wordle that contains essential elements of the novel.

### What is a Wordle?

A Wordle is an online tool for making word clouds. Basically, it's a really cool way to visually display the most important elements of a large piece of text. In our case, our large piece of text would be our independent reading novel.

Here is an example of a Wordle based on the novel *The Maze Runner* by James Dashner:



**Requirements:** For your Wordle Independent Reading assignment, you must include:

1. The title of the book (IN ALL CAPITAL LETTERS), the name of the author, and the genre.
2. Names of the main characters (antagonist and protagonist) and at least three adjectives to describe each.
3. Name of the setting. If it is not a specific place, you can stay a small town or modern Europe.
4. Words to describe the conflict (at least five different words).
5. Any other important words which are vital to the story (at least three).
6. The most significant segment of text in the book. This will probably be three to five paragraphs or maybe even an entire chapter.
7. An analysis of your Wordle on the back. \*Please see rubric for specific details.

To get started, answer the questions below:

1. The title of the book (remember, that it must be in CAPITAL LETTERS): \_\_\_\_\_  
Author: \_\_\_\_\_  
Genre: \_\_\_\_\_
2. Name of the first main character: \_\_\_\_\_  
Adjectives to describe him or her: \_\_\_\_\_  
  
Name of the second main character: \_\_\_\_\_  
Adjectives to describe him or her: \_\_\_\_\_  
  
Name of the third main character: \_\_\_\_\_  
Adjectives to describe him or her: \_\_\_\_\_
3. Name of the place of the setting: \_\_\_\_\_  
Time: \_\_\_\_\_
4. Words to describe the conflict: \_\_\_\_\_
5. Any other important words that are vital to the story: \_\_\_\_\_
6. Chapter or segment of text that you will be putting in your Wordle: \_\_\_\_\_  
\_\_\_\_\_

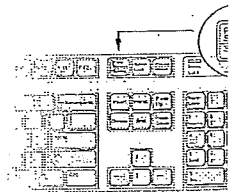
Now, type these words in a Word document and *save* it to your school drive. Then, go to: <http://www.wordle.net> and hit the CREATE button. *Paste* your words into the box and hit GO. You will want to play around with the RANDOMIZE button or settings (font, layout, and color) to get the right variation of your Wordle. Also, if you want to make a more sophisticated Wordle, see the FAQ tab to know how to keep some words together and make one word bigger than another.

**\*TIP:** To keep two words together, such as your title, you must use the ~ symbol.

THE HUNGER GAMES → THE~HUNGER~GAMES

Unfortunately, you cannot print your Wordle in this form. Instead, you must:

1. Hold the ALT button and the PRINT SCREEN button found above the INSERT button on your keyboard. This pastes the screen shot to the clipboard.
2. Open a new Word document and hit the INSERT tab. Find the screenshot with your Wordle.
3. Finally, use the crop tool to cut out the extra "stuff." SAVE to your school drive before printing.
4. Please type your analysis and glue it to the back of your finished Wordle before submitting your work.



HAVE FUN! ☺

## Body Biography

A body biography is a visual exploration of a character, and is intended to go beneath the surface of what you are "told" about a character. This assignment gives you the opportunity to be creative and artistic, but the most important part is always going to be thoughtful, accurate information and writing.

**Step 1:** Decide what you are going to write on your body biography.

Be sure to think about things like how your character appears to others vs. how he/she actually is on the inside, what is directly said about the character vs. what is implied, any changes that have occurred within your character.

Be sure that you have support in the form of evidence that confirms your statements. That support **MUST** be included for at least 10 body parts.

- Head: Who or what the character thinks/thinks about.
- Eyes: What your character looks at/for.
- Nose: What your character knows, or thinks he/she knows.
- Mouth: What your character says about others, or how he/she speaks about them..
- Ears: What others say about your character, or how they speak about him/her.
- Right shoulder: The personal burdens your character carries.
- Left shoulder: The burdens of others that your character carries.
- Right hand: Who your character helps and how.
- Left hand: Who your character hurts and how.
- Heart: Who or what your character loves or has relationships with.
- Stomach: Obstacles your character faces.
- Spine: Your character's main objectives or desires.
- Left knee: Your character's most admirable qualities.
- Right knee: Your character's least admirable qualities.
- Right foot: Where your character is headed in life.
- Left foot: Where your character has been in life

**Step 2:** Draw the character. Pay attention to color and symbolism while you're drawing.

**Step 4:** Transcribe your Step 1 information onto the correct body parts of your character: