

FSA ID Creation

Learn how to create the login you will use to complete your FAFSA application.

10/13/2021
Mr. Rosa



Agenda

- What is an FSA ID?
- Do my parents need an FSA ID?
- How do I create an FSA ID?
- Where can I use my FSA ID?

What is an FSA ID?

- The FSA ID is a username and password used by students, parents, and borrowers to:
 - login to U.S. Department of Education websites
 - electronically sign documents
- You will use it:
 - Every year when you are applying for federal student aid at studentaid.gov
 - To receive a federal student loans
 - To complete important activities as a federal student loan borrower, such as choosing a repayment plan or applying for a deferment.

Does my parent need an FSA ID?

- If you are a dependent student, then your parent will need an FSA ID in order to sign your FAFSA electronically
- Not sure if you're considered a dependent student for the FAFSA, go to [StudentAid.gov/dependency](https://studentaid.gov/dependency) to find out

More on FSA ID for Parents

It is Important to remember that:

- You and your parent must have **different** FSA IDs
- You must create your own FSA ID—it's your electronic signature.
- Your parent must create his/her own FSA ID
- You and your parent should each use your own e-mail address when creating an FSA ID (you can't use/share the same email address)
 - Also important to note, if your parent DOES NOT have a social security number, then they will NOT need an FSA ID, come see your counselor or Mr. Rosa on how to proceed.

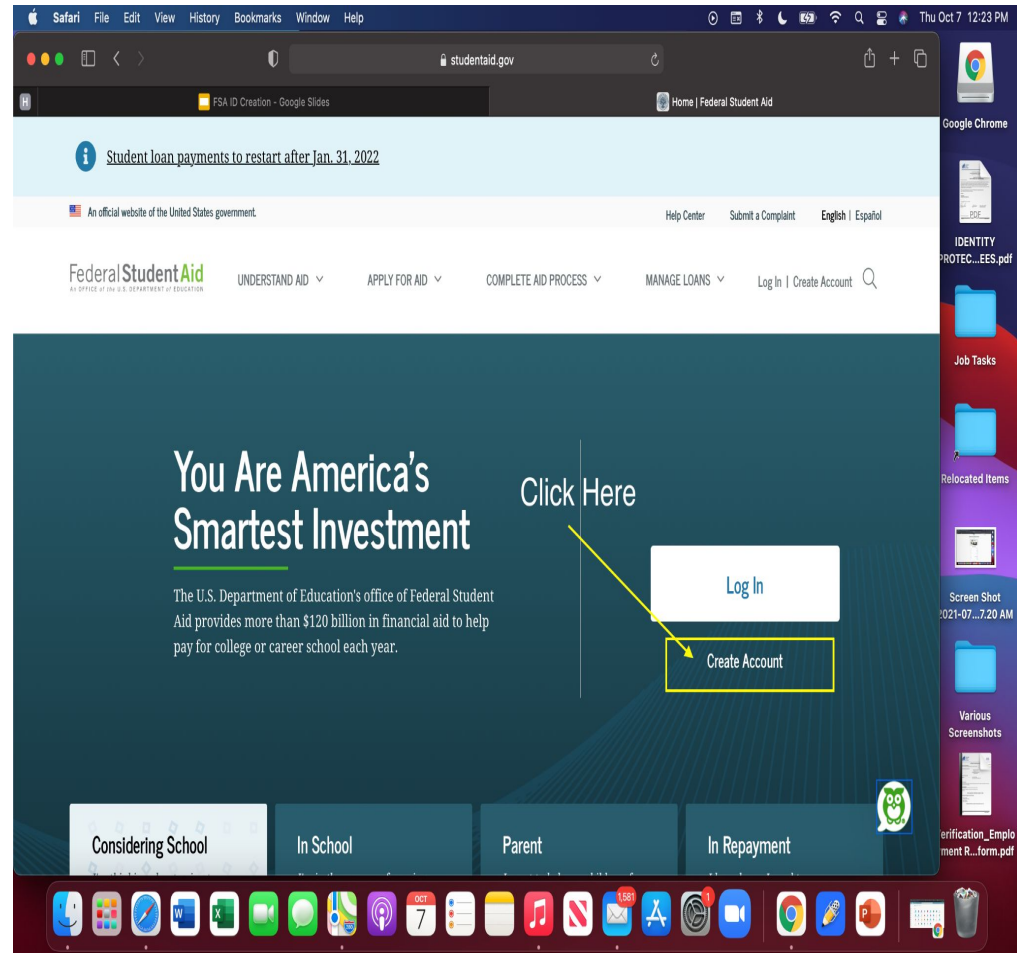
How do I create an FSA ID?

You'll need to have the following information handy:

- Social Security Number
- Phone Number
- E-Mail




FSA ID Creation

- First step is to go to studentaid.gov
- Once there click “Create Account”



Click “Get Started”

Create an Account (FSA ID)

 Parents  Students  Borrowers

Whether you're a student, parent, or borrower, you'll need to create your own account to complete federal student aid tasks.

What You Can Use Your Account For

- Filling out the *Free Application for Federal Student Aid (FAFSA®)* form
- Signing your *Master Promissory Note (MPN)*
- Applying for repayment plans
- Completing loan counseling
- Using the *Public Service Loan Forgiveness Help Tool*

Items Needed to Create an Account

- Social Security number
- Your own mobile phone number and/or email address

[Get Started](#)

or

[Log In](#)

Provide your Personal Information

- **Make sure your name and social security matches your social security card**
- **Click “Continue”**

Step 1 of 7

Personal Information

I understand that I'll be required to certify that the information I provide to create an account (FSA ID) is true and correct and that I'm the individual I claim to be.

If I'm not the person I claim to be, I understand that I'm not authorized to proceed and that I should exit this form now. If I provide false or misleading information, I understand that I might be subject to a fine, prison time, or both.

First Name
Susan

Middle Initial

Last Name
Demodefault

Date of Birth

Month	Day	Year
11	02	1984

Social Security Number
***-**-0001 [SHOW SSN](#)

Note: A user can only have one account associated with his or her Social Security number.

Cancel Continue

Enter more information

- Create your Username
- Provide your personal email.
 - ***DO NOT sign up with HISD email, as you will need access to the email you sign up with for at least the next 4 years.***
- Create your password
- Click “Continue”

Step 2 of 7

Account Information

Because financial aid agreements are legally binding, you can't create an account for someone else, even another family member. Parents and students must create their own accounts.

Username
status81

Email Address
status81@gmail.com

Confirm Email Address
status81@gmail.com

Password
***** Show Password

- ✓ Uppercase
- ✓ Lowercase
- ✓ Number
- ✓ 8+ characters


Confirm Password
***** Show Password


Previous Continue


Next...


- Provide your address
- Provide your cell phone number.
 - They will send a verification text, so please do not provide a number that does not belong to you.

Mailing Address


Address
8501 Howard Dr 


City
Houston 

State
TX 

ZIP Code
77017 

Phone Number

Mobile Phone Number
(813) 724-4860 

Confirm Mobile Phone Number
(813) 724-4860 

[+ Add Alternate Phone Number](#)

Mobile Phone Account Recovery

We strongly recommend setting up mobile phone account recovery. This option is used to help you restore access to your account by sending you a code via text message if you are locked out.

Yes, I would like to use my mobile phone for account recovery.

Setting up Recovery

- This option will help you recover your username, password, or your account.
 - This will be important in case you forget your login information.
- Click “Continue”

Mobile Phone Account Recovery

We strongly recommend setting up mobile phone account recovery. This option is used to help you restore access to your account by sending you a code via text message if you are locked out.

Yes, I would like to use my mobile phone for account recovery.

i By selecting this option, you agree to receive text messages on your mobile phone and confirm you have reviewed and agree to FSA's [Terms and Conditions](#).

Message and data rates may apply. Message frequency varies. Reply HELP for help or STOP to opt out.

Previous

Continue

Continued...

- Select these boxes to receive informational emails or text
- Select your preferred language
- Click “Continue”

Optional Communications

ED and its federal student loan servicers want you to feel confident about the financial aid and student loan process. To help with this, we will sometimes send out information about programs you may be eligible for, such as grant programs, student loan forgiveness programs, income-based repayment plans, and more.

I want to receive these communications:

By email

i By selecting this option, you agree to receive informational emails and confirm you have reviewed and agree to FSA's [Terms and Conditions](#).

By text message

i By selecting this option, you agree to receive informational text messages on your mobile phone and confirm you have reviewed and agree to FSA's [Terms and Conditions](#). Additional information is available in FSA's [privacy policy](#).

Message and data rates may apply. Message frequency varies. Reply HELP for help or STOP to opt out.

Language Preference

Your choice lets us know how you would like to view website content once logged in, and what to use for your communications.

Language

English ⓘ

Security Questions

Challenge questions are a security measure. If you forget your username, password or you get locked out of your account you can answer challenge questions to recover your information.

- Select questions that you will remember the answers to.
- Answers are case sensitive
- Click “Continue”

The image shows a screenshot of a security question form. It contains four sections, each for a challenge question. Each section has a 'Question' dropdown menu and an 'Answer' text input field with a 'Show Answer' button and a help icon. The questions are:

- Challenge Question 1:** Question: 'What city were you born in?'; Answer: '*****'
- Challenge Question 2:** Question: 'What was the place/location of your senior prom?'; Answer: '*****'
- Challenge Question 3:** Question: 'In what city did your parents meet?'; Answer: '*****'
- Challenge Question 4:** Question: 'What was the name of your first pet?'; Answer: '*****'

Confirm Information

- Check that the information you have provided is correct
- Agree to the Federal Student Aid Terms and Conditions
- Click “Continue”

Confirm and Verify

Verify the information you provided for your account below. If there is an error, select "Edit" to correct the information.

Personal Information [Edit](#)

NAME
Susan Demodefault

DATE OF BIRTH
11/02/1984

SOCIAL SECURITY NUMBER
***-**-0001

Account Information [Edit](#)

USERNAME
status81

EMAIL ADDRESS
status81@gmail.com

PASSWORD

Contact Information [Edit](#)

MAILING ADDRESS
8501 Howard Dr
Houston, TX 77017

Communication Preferences [Edit](#)

REQUIRED COMMUNICATIONS
Email

OPTIONAL COMMUNICATIONS
Email, Text

LANGUAGE
English

Challenge Questions [Edit](#)

CHALLENGE QUESTION 1
What city were you born in?

CHALLENGE QUESTION 2
What was the place/location of your senior prom?

CHALLENGE QUESTION 3
In what city did your parents meet?

CHALLENGE QUESTION 4
What was the name of your first pet?

I agree to Federal Student Aid's [Terms and Conditions](#).

Verify Phone and Email

- You will receive a six-digit code via text message
 - Type the code to verify your phone number
- You will receive a six-digit code via email
 - Type the code to verify your email
- Click “Finish”

Create an Account (FSA ID)

Step 7 of 7

Account Recovery

Only a verified email address OR a verified mobile phone number is required, but if you are using either of these screens, you MUST verify it.

Verify Your Mobile Phone Number

You must verify your phone number before you can use it for account recovery. A text message containing a secure code was sent to the mobile phone number: *****5555. This code is valid for 30 minutes.

Enter the secure code below

[Resend Secure Code](#)

Continue

Verify Your Email Address

You must verify your email address before you can use it for account recovery. An email containing a secure code was sent to the email: he*****@url.com

Enter the secure code below.

[Resend Secure Code](#)

Continue

Where can I use FSA ID

Log onto the FAFSA website.

Sign your FAFSA before submission

Virtual Resource



There you have it, your FSA ID is created

Date: 10/13/2021
Mr.Rosa

