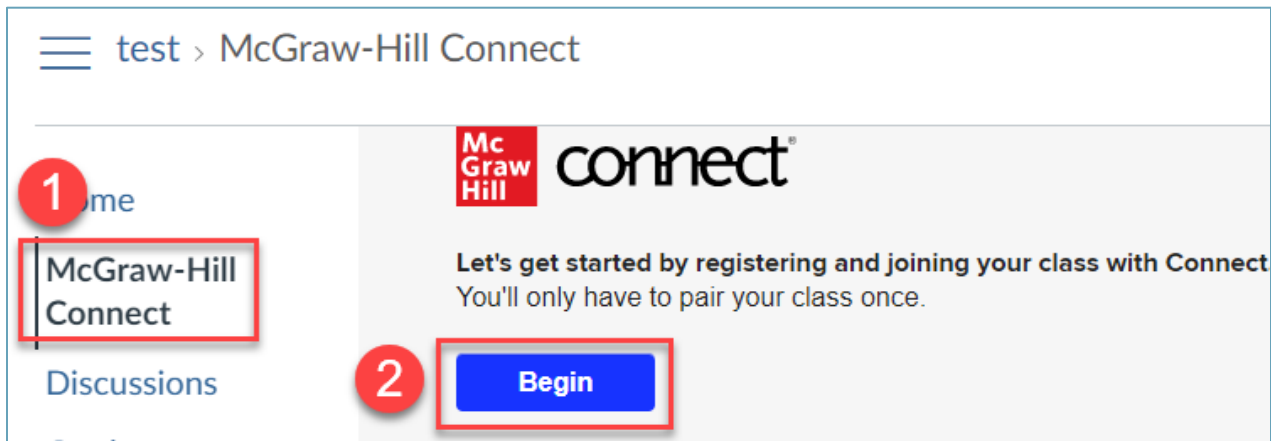


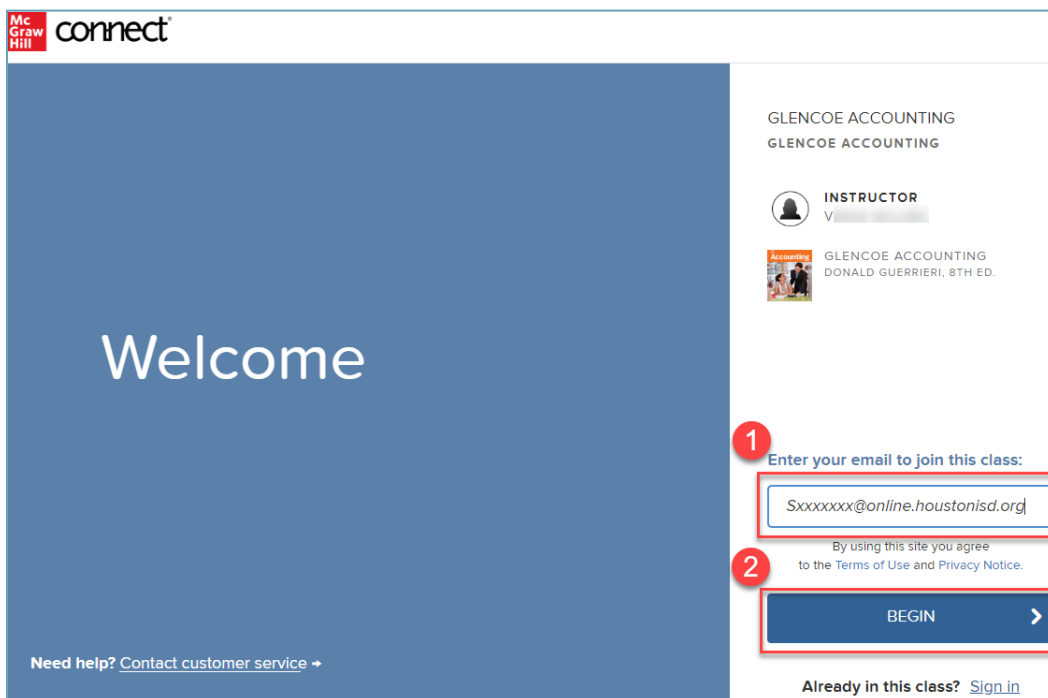
Last updated July 05, 2022

How to Pair McGraw Hill Connect in a Canvas Course for Students

1. From the Canvas Dashboard, select McGraw-Hill Connect on the course navigation (left hand side) click on Begin.



2. Enter your HISD email, Sxxxxxxx@online.houstonisd.org, and click Begin.



How to Pair Student Glencoe Accounting Textbook

- You will be prompted to create an account. Create your password. Choose the security question and type the answer. Click on the box next to "I agree...". Click on Continue.

Create your McGraw-Hill account.

Email Address
 Confirm Email Address

Password
 Confirm Password

Passwords are case sensitive and must contain 8-20 characters including: 1 uppercase character, 1 lowercase character, and 1 number. (No spaces)

First Name
 Last Name

Security Question
 Security Answer

We'll ask you this question to retrieve your password.


Mobile Number
(optional, [get important text alerts](#))

I agree to the terms of the McGraw-Hill [Terms of Use](#) and [Privacy Notice](#).

4

CONTINUE

Instructor:
V

 **Guerrieri: Glencoe Accounting**
 8TH EDITION
 Donald Guerrieri

- Enter the Access Code provided by your teacher and click Redeem.

Use Connect Code

To access Connect, first enter your 20 digit access code.

1


[What is this?](#)

2

REDEEM

5. Click Confirm. You are now registered.

Digital Access to: Connect



Garland: Criminal Law for the Criminal Justice Professional
4TH EDITION, © 2018
By Norman Garland
ISBN:125989441x

Component Products: LearnSmart

ACCESS: Your access to this product will expire in 23 months 2 weeks and 6 days from today on Jul 16th

CONFIRM **CANCEL**