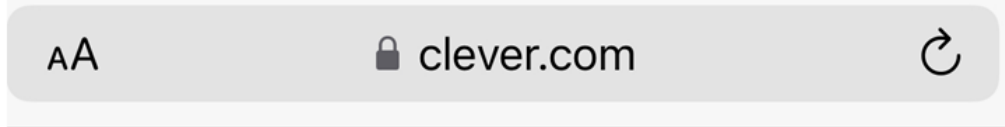


Steps for Clever (Resources online for students)

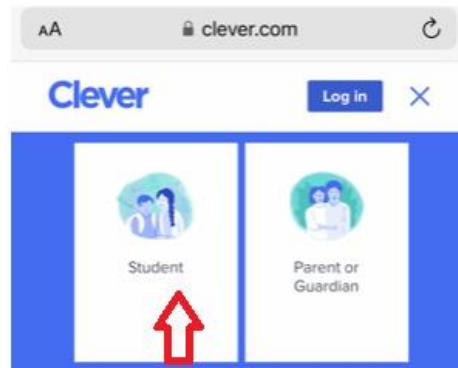
1. Go to www.clever.com



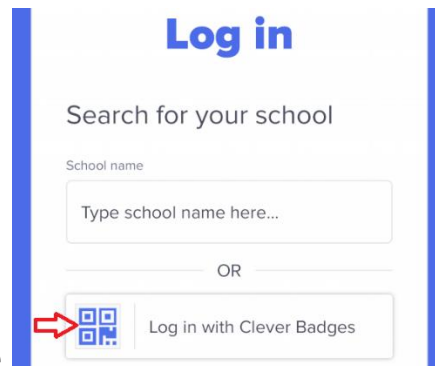
2. Click **Log In**



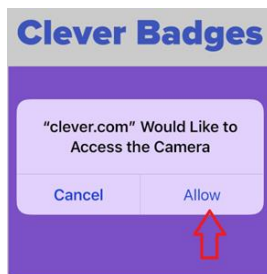
3. Click on **Student**



4. Click in **Log in with Clever Badge**



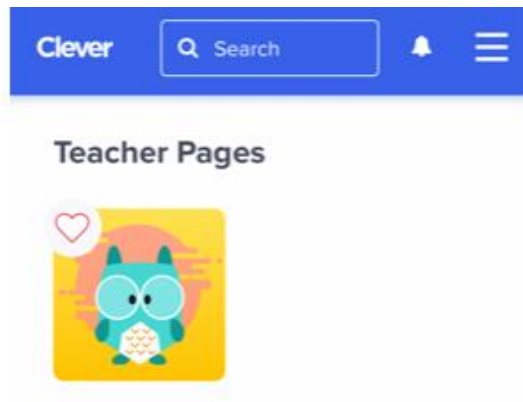
5. Click **Allow** provided



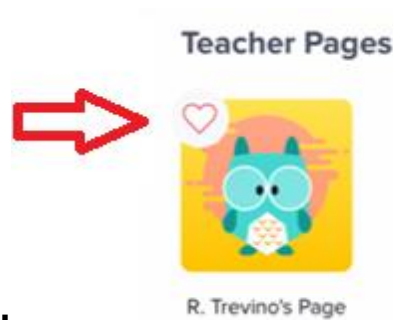
and scan the



QR code

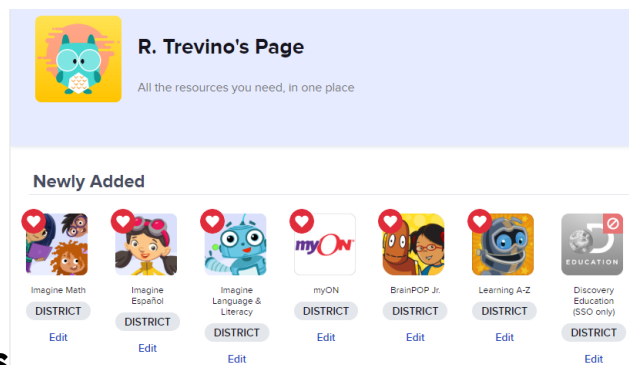


6. Click on **Teacher Pages**



7. Click on the **heart**

8.



9. Click and enjoy the resources

Imagine Math: Interactive math lessons.

Imagine Español: Interactive Spanish lessons.

Imagine Language and Literacy: Interactive Spanish lessons (letter sounds/letter name/comprehension/reading, etc. based on student's needs.)

MyOn: Online books for reading.

BrainPOPjr: Science videos/resources/printable activities

Learning A-Z: books online with and without sound in English and Spanish. (Students earn stars and can upgrade their robot.)

Kindergarten Teachers

Pasos para ingresar a Clever (Recursos en línea para los estudiantes)

1. Vaya a www.clever.com



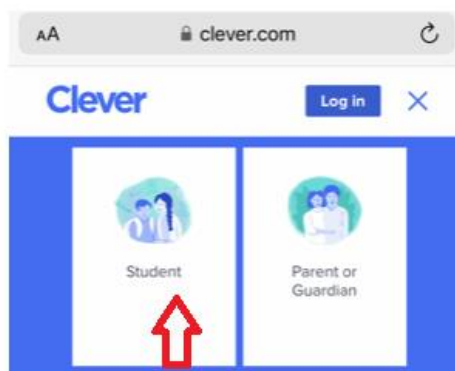
Clever



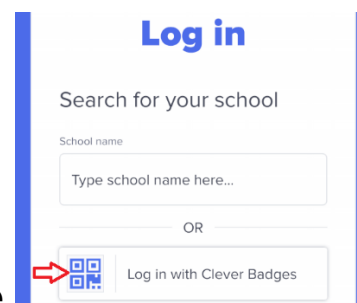
Log in



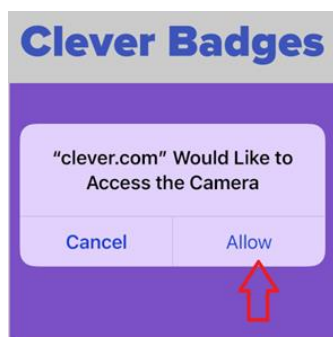
2. Haga clic en **Log In**



3. Haga clic en **Student**



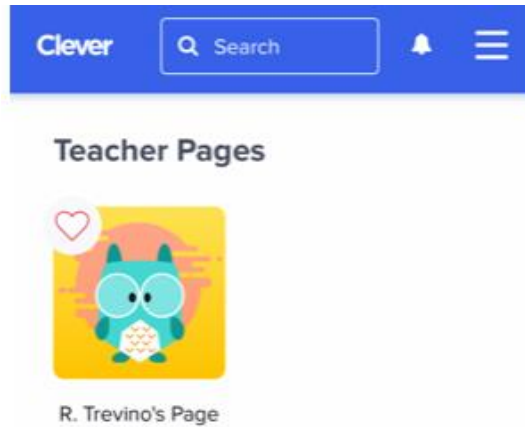
4. Haga clic en **Log in with Clever Badge**



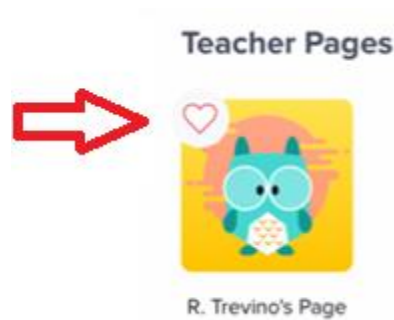
5. Haga clic en **Allow**
código QR

y escaneé el



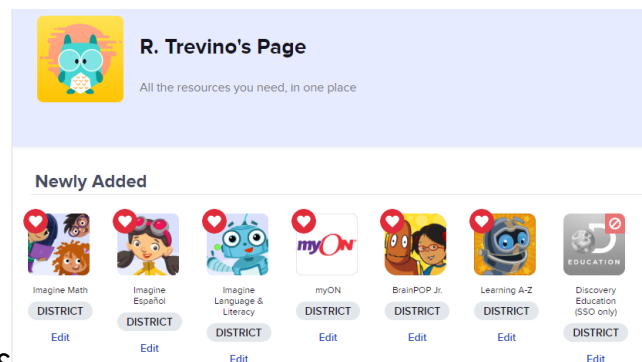


6. Haga clic en **Teacher Pages**



7. Haga clic en el **corazón**

8.



9. Haga clic y disfrute de los recursos

Imagine Math: lecciones interactivas de matemáticas.

Imagine Español: lecciones interactivas en Español.

Imagine Language and Literacy: lecciones interactivas en Español (sonido de las letras/nombre de las letras/ comprensión/lectura, etc. Basado en las necesidades académicas del estudiante.)

MyOn: Libros en línea para leer (ingles/español).

BrainPOPjr: Videos de Ciencias/recursos/actividades imprimibles.

Learning A-Z: libros en línea con y sin sonido en inglés y español . (Los estudiantes gana n estrellas y pueden actualizar su robot.)