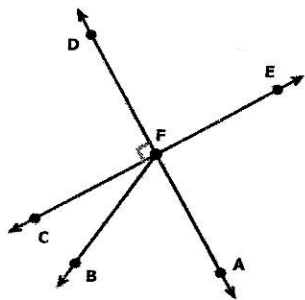


ACTIVITY/SHEET ANGLES

LIST ALL

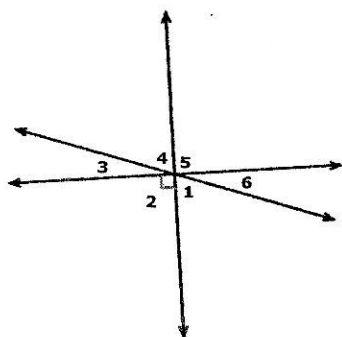
①.

Which angles are complementary to $\angle BFC$? Select all that apply.



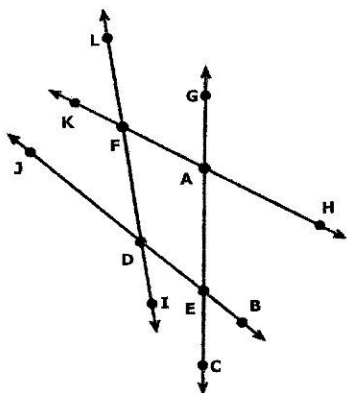
②.

Which angles are adjacent to $\angle 6$? Select all that apply.



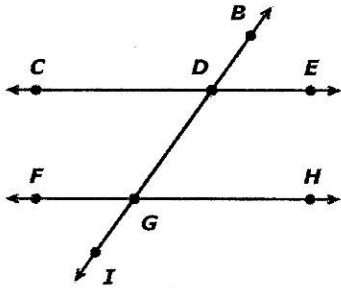
③.

Which angles are supplementary to each other?



4.

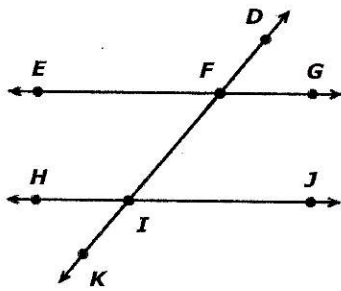
\overline{CE} and \overline{FH} are parallel lines.



Which angles are alternate interior angles?

5.

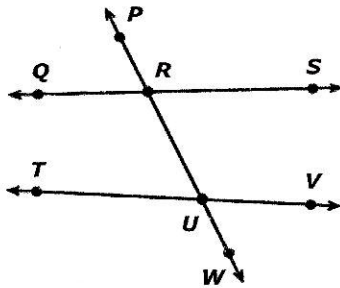
\overline{EG} and \overline{HJ} are parallel lines.



Which angles are corresponding angles?

6.

Which angles are consecutive interior angles?



7.

Which angles are supplementary to $\angle BEC$? Select all that apply.

