
















| | |
|---------------|-------------------|
| Monday | |
| HOLIDAY | Chávez/Huerta Day |

Tuesday – 30 minutes


| Activity / Task | <p>Characters and Setting</p> <ol style="list-style-type: none"> Read or listen to a story. (Use the same book during this week) Think about the characters and the setting in the story. <div style="text-align: right;">  </div> <table border="1" style="width: 100%; border-collapse: collapse;"> <thead> <tr> <th style="width: 50%; text-align: center;">Characters</th> <th style="width: 50%; text-align: center;">Setting</th> </tr> </thead> <tbody> <tr> <td style="text-align: center;">  Who were the characters in the story?  <i>The characters were...</i> </td> <td style="text-align: center;">  What was the setting in the story?  <i>The story took place ...</i> </td> </tr> </tbody> </table> <ol style="list-style-type: none"> Draw the characters and add details to describe the setting. <div style="border: 2px solid orange; padding: 10px; margin: 10px 0;"> <p>Title: _____</p> </div> Label your pictures. | Characters | Setting |  Who were the characters in the story?  <i>The characters were...</i> |  What was the setting in the story?  <i>The story took place ...</i> |
|--|--|------------|---------|--|---|
| Characters | Setting | | | | |
|  Who were the characters in the story?  <i>The characters were...</i> |  What was the setting in the story?  <i>The story took place ...</i> | | | | |
| Resources | <p>Recommended Fiction Texts and Websites:</p> <p>www.myon.com </p> <p>http://go.imaginelearning.com </p> <ul style="list-style-type: none"> Titles from the Literacy by 3 Scholastic Leveled Book Room and Classroom Library Sets Houston Public Library KIDS Reading Lists Please refer to the Library Services page for additional resources: HISD Library Services Reading Lists | | | | |

Wednesday – 30 minutes


Activity / Task

Describe the Main Character


1. Reread or listen to the previous story.
2. Think about the characters.




Main Character

 Who was the **main character** in the story?

 The **main character** was...


 How can we describe the character?
Outside: How the character looks like?
Inside: How the character behaves?

 The **main character** was...


3. Draw the main character and label the pictures.

Outside

Inside



Sample of **adjectives** to describe a character



Resources

Recommended Fiction Texts and Websites:

www.myon.com 

<http://go.imaginelearning.com> 


- Titles from the Literacy by 3 Scholastic Leveled Book Room and Classroom Library Sets
- [Houston Public Library KIDS Reading Lists](#)
- Please refer to the Library Services page for additional resources:
[HISD Library Services Reading Lists](#)







Thursday – 30 minutes

Activity / Task

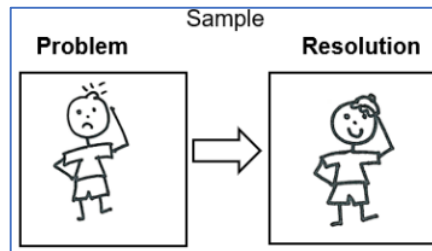
Problem and Resolution



1. Reread or listen to the previous story.
2. Think about the problem and the resolution in the story.

| Problem | Resolution |
|---|---|
|  What was the problem?  <i>The problem was ...</i> |  How was the problem solved?  <i>The problem was solved when ...</i> |
| Draw | Draw |

3. Retell the problem and the resolution using your pictures.



Resources

Recommended Fiction Texts and Websites:

www.myon.com 

<http://go.imaginelearning.com> 

- Titles from the Literacy by 3 Scholastic Leveled Book Room and Classroom Library Sets
- [Houston Public Library KIDS Reading Lists](#)
- Please refer to the Library Services page for additional resources:
[HISD Library Services Reading Lists](#)



Friday – 30 minutes







Activity / Task

Retelling the Story

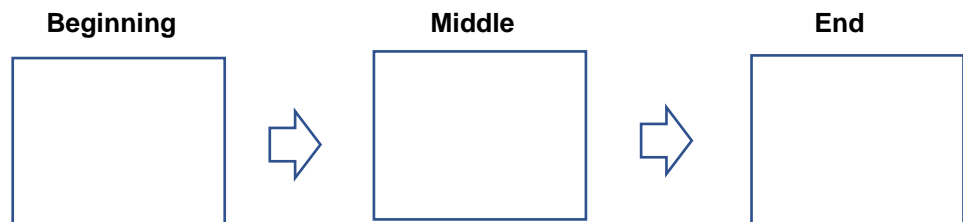
1. Reread or listen to the previous story.
2. Think about the events in the story.



Events of the Story

-  What happened at the **beginning** of the story?
 *First ...*
-  What happened in the **middle** of the story?
 *Then ...*
-  What happened at the **end**?
 *At the end ...*

3. Retell the story by drawings.



4. Complete the sentences to retell the story.

At the beginning, _____

Then, _____

Finally, _____

Friday – 30 minutes

Resources

Recommended Fiction Texts and Websites:

www.myon.com 

<http://go.imaginelearning.com> 

- Titles from the Literacy by 3 Scholastic Leveled Book Room and Classroom Library Sets
- [Houston Public Library KIDS Reading Lists](#)
- Please refer to the Library Services page for additional resources:
[HISD Library Services Reading Lists](#)

