

## Monday – Chávez/Huerta Day

School Holiday

## Tuesday – 15-20 minutes

Activity / Task

Cut out number cards 1-10 and mix them up. Choose a number card.

Say the number on the card.



Use objects (for example, cheerios, beads, buttons, etc.) to show the number on the card.

Say the number of objects you have.

Write the number of objects you have.

Repeat with other number cards.

Resources

Number Cards Handout






[English Mega Math >Country Countdown > Counting Critters > A. Numbers 1-5](#)

[English Mega Math >Country Countdown > Counting Critters > B. Numbers 6-10](#)



[Imagine Math Blueprint English and Spanish](#)

## Wednesday – 15-20 minutes

<p>Activity / Task</p>	<p>Cut out number cards 11-20 and mix them up. Choose a number card.</p> <p>Say the number on the card.</p> <div data-bbox="829 472 1015 604" style="text-align: center;"></div> <p>Use objects (for example, cheerios, beads, buttons, etc.) to show the number on the card.</p> <p>Say the number of objects you have.</p> <p>Write the number of objects you have.</p> <p>Repeat with other number cards.</p>
<p>Resources</p>	<p>Number Cards Handout</p> <div data-bbox="334 940 594 1052" style="text-align: center;"></div> <p><a href="#">English Mega Math &gt;Country Countdown &gt; Counting Critters &gt; D. Numbers 11-20</a></p> <div data-bbox="334 1113 594 1224" style="text-align: center;"></div> <p><a href="#">Imagine Math Blueprint English and Spanish</a></p>

## Thursday – 15-20 minutes

Activity / Task

Read the following math story three times aloud to students:

1. Read aloud the first time and picture what the math story is about.
2. Read aloud the second time and focus on the question and what you need to find out.
3. Read aloud the third time and determine what important information is needed.

*Three bunnies sat on the grass. One more bunny hopped over to join them. How many bunnies are on the grass now?*

Use objects to show your work.

Use pictures, numbers, and words to show your work.

### Example

Two bunnies sat on the grass. Two more bunnies hopped over to join them. How many bunnies are on the grass now?

Use objects (for example, beans, buttons, or cereal) to show your work.




Photo by HISD Curriculum using iPhone

Use pictures, numbers, and words to show your work.



Photo by HISD Curriculum using iPhone

2 and 2 is the same as 4

There are four bunnies on the grass now.

## Thursday – 15-20 minutes

Resources



[English Math on the Spot > Unit 2 > Module 11 > Lesson 11.1 Addition as Joining](#)



[Imagine Math Blueprint English and Spanish](#)

## Friday – 15-20 minutes

Activity / Task

Read the following math story three times aloud to students:

1. Read aloud the first time and picture what the math story is about.
2. Read aloud the second time and focus on the question and what you need to find out.
3. Read aloud the third time and determine what important information is needed.

*There are 5 bees buzzing around in the garden. Three of the bees flew back to the beehive. How many bees are still buzzing around in the garden?*

Use objects to show your work.

Use pictures, numbers, and words to show your work.

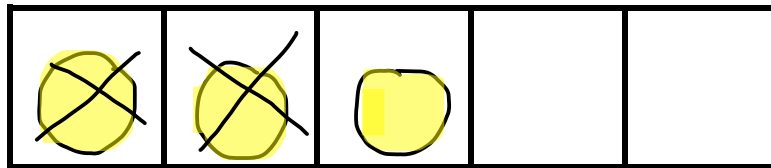
## Friday – 15-20 minutes

### Example

There are 3 bees buzzing around in the garden. Two of the bees flew back to the beehive. How many bees are still buzzing around in the garden?

Use objects (for example, beans, buttons, or cereal) to show your work.

Use pictures, numbers, and words to show your work.



3 minus 2 is the same as 1

There is one bee left buzzing around the garden.

### Resources

Five Frames Handout



[English Mega Math Country Countdown > Counting Critters > C. Count Sets to 10](#)



[Imagine Math Blueprint English and Spanish](#)



# Elementary Curriculum and Development

INSPIRING TEACHING, IGNITING LITERACY & LEARNING.

--	--	--	--	--



--	--	--	--	--

20

1

2

3

4

5

6

7

8

9





10

11

12

13

14

15

16

17

18

19

