

Monday

Chávez/Huerta Holiday

Tuesday – 45 minutes

Activity / Task

LITERACY: *Let's Wash Our Hands!*

- Watch Ready Rosie video *Rub a Dub Counting* on readyrosie.com
Need help logging in? Contact your teacher to get your username and password.
- Write down the steps to wash hands



Picture of retelling a story with permission from Ms. Coronado

Questions for children:

1. Can you tell me what the steps are for washing your hands?
2. What happens if people do not wash their hands?

MATH: *Looking for Shapes*

- Look for shapes around the house
- Draw the shapes you found on paper or print these
- Place shapes on floor then toss a ball or rolled-up sock on top and name them




Image of Shape Cards from Frog Street Press Resources



Picture of finding shapes activity with permission from Ms. Coronado

HISD | Elementary Curriculum and Development

INSPIRING TEACHING, IGNITING LITERACY & LEARNING.

2019-2020 HISD @ H.O.M.E. – Distance Learning



Literacy and Mathematics – Prekindergarten

March 30 - April 10, 2020 – Week 1

Tuesday – 45 minutes

	Questions for children: <ol style="list-style-type: none"> Which shape is in between the square and circle? Can you name the shape that is above the triangle? I'm thinking of a shape that has three sides, which one is it?
Resources	Math Resources <ul style="list-style-type: none"> Frog Street Resource: Shape Cards pages 14-18

Wednesday – 45 minutes

Activity / Task	<p>LITERACY: <i>Doctors Help</i></p> <ul style="list-style-type: none"> Read <i>Doctors Help</i> by Dee Ready on https://clever.com/ Draw and write how doctors help people  <p><i>Picture of writing activity with permission from Ms. Coronado</i></p> <p>Questions for children:</p> <ol style="list-style-type: none"> What do you think might happen if we are sick and we do not go to see the doctor? What can we do to stay healthy? <p>MATH: <i>Create Patterns</i></p> <ul style="list-style-type: none"> Read <i>It's a Pattern!</i> By M.W. Penn on https://clever.com/ Create a sound pattern (clap, snap, clap, snap, clap, snap) Create patterns with items around the house (AB, AB, AB) (ABC, ABC, ABC)  <p><i>Picture of pattern activity with permission from Ms. Coronado</i></p> <p>Questions for children:</p> <ol style="list-style-type: none"> What other patterns can you create? Why do we have to notice patterns around us?
-----------------	--



Wednesday – 45 minutes

Resources

Literacy Resources

- Book *Doctors Help* by Dee Ready on <https://clever.com/>
- Need help logging in? Click on this link for instructions on how to log in:
- https://drive.google.com/a/houstonisd.org/file/d/1oOBsg_bQ00ieQrykggtp7Jjlr-sqMcw/view?usp=sharing
- Work on Imagine Literacy for 20-30 minutes

Math Resources

- Work on Imagine Math for 20-30 minutes

Thursday – 45 minutes

Activity / Task

LITERACY: *Compare and Contrast*

- Read the story *the little Red Hen* by Christianne Jones at <https://clever.com/>
- Ask your child to act out the story using kitchen supplies (apron, spoon, etc.)
- Discuss with your child the difference between tools and ingredients using utensils from the kitchen and ingredients for baking a cake
- Sort the tools and ingredients into two separate groups using the Venn Diagram



Picture of retelling a story with permission from Ms. Coronado

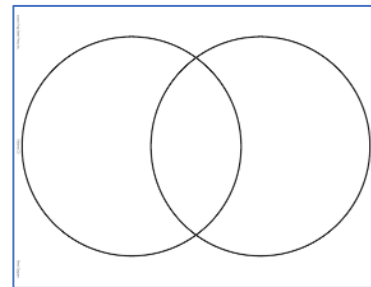


Image of Venn Diagram from Frog Street Resources Unit, with Frog Street Press permission

Questions for children:

1. What is your favorite of the story?
2. What is the difference between ingredients and utensils?

Thursday – 45 minutes

MATH: *Measure Up!*

- Compare the size of a tablespoon and a teaspoon
- Use other kitchen tools to practice comparing sizes (forks, bowls, cups, plates, pans, etc.)



Picture of measuring activity with permission from Ms. Coronado



Picture of measuring activity with permission from Ms. Coronado

Questions for children:

1. How do you know which utensil is bigger?
2. Can you arrange the utensils by size?

Resources

Literacy Resources

- Book *The little Red Hen* by Christianne Jones on <https://clever.com/>
- Need help logging in? Click on this link for instructions on how to log in: https://drive.google.com/a/houstonisd.org/file/d/1oOBsg_bQ00ieQrjykggtp7Jjlr-sqMcw/view?usp=sharing
- Venn Diagram

Math Resources

- Kitchen utensils (forks, bowls, cups, plates, pans, etc.)

Friday – 45 minutes

Activity / Task

LITERACY: *Beginning Sounds Game*

- Gather 10 household objects (5 pairs of objects with the same beginning sound) and place them in a bag/container
- Spread the objects out and select two objects that start with the same sound, for example, a crayon and a car. Emphasize the beginning sound /k/ of each word.
- Ask your child to repeat the words. Say, “Do these starts with the same sound?”
- Continue to encourage your child to match the objects that have the same beginning sound



Picture of beginning sounds activity with permission from Ms. Coronado

Questions for children:

1. What is the first letter in your name?
2. What is another word that begins with the same sound as your name?

MATH: *Counting Days*

- Sing the days of the week song
- Point to current day on calendar
- Use a sticker or symbol to mark the date of an interesting event for this month (e.g. a family birthday, Easter, etc.)
- Have your child place her finger on today's date and then count the days until the anticipated event



Picture of calendar activity with permission from Ms. Coronado

Questions for children:

1. Can you count from the current day to the next special event?
2. How many days so far have passed this month?
3. Can you name the days of week or the months?

Resources

Literacy Resources

- 10 household objects (e.g. cup & car, pen & pencil, doll & dice, sock & sunglasses)
- One bag or container

Math Resources

- Calendar (or you can draw current month on paper)

Monday – 45 minutes

Activity / Task

LITERACY: *Clapping Syllables*

- Show your child how to clap one time as you say each part of a word or syllable:
/ba/ (clap) /by/ (clap)
- When clapping syllables, hold your hands wide apart when you are saying the syllables

Example:



Banana



Clap it



Count it

Picture of syllables activity with permission from Ms. Coronado

MATH: *Counting One on One*

- Use markers to draw large dots on nine sheets of paper
- For example, draw one dot on one piece of paper and write “1” at the top, draw two dots on another and write “2” and so on up to nine
- You will be counting and placing the objects onto the dots



Picture of syllables activity with permission from Ms. Coronado

Resources

Math Resources

- Nine sheets of blank paper
- Markers
- Nine small objects to count (bottle caps, buttons, little bears, matchbox cars, blocks)

Tuesday – 45 minutes

Activity / Task

LITERACY: Collage

- Create a collage of pictures that start with the same sound
- Find and cut out pictures of items that begin with that letter sound and glue them to the paper. For example, if the child chooses the letter B, baby, *backpack*, *bowl*, etc.



Picture of Collage activity with permission from Ms. Coronado

MATH: Sorting Cereal Game

- Give your child multicolor Goldfish or Fruit Loops
- Put each piece of Goldfish/Fruit Loops on the correct circle



Picture of Cereal activity with permission from Ms. Coronado

Resources

Literacy Resources

- Collage Activity <https://cliengagefamily.org/beginning-sounds-picture-collage/>
- Magazine pictures or printed clipart pictures or photos
- Marker
- Child-safe scissors
- Glue stick

Math Resources

- Multicolor Goldfish crackers or Fruit Loops
- Paper and crayons

Wednesday – 45 minutes

Activity / Task

LITERACY: *Rhyming Game*

- Read *Llama Llama Red Pajama* by Anna Dewdney found on YouTube
- Identify which cards rhyme




Image of Rhyming Cards from Frog Street Resources Unit, with permission from Frog Street Press

Questions for children:

- Do these two words rhyme?
- What else rhymes with ____ and ____?

MATH: *Sorting Shoes*

- Group/sort shoes by same color, size, style, etc.

Questions for children:

- What size is this shoe?
- Where do we place this shoe in the size group or color group?



Picture of sorting activity with permission from Ms. Coronado

Resources

Literacy Resources

- Llama Llama Red Pajama by Anna Dewdney <https://www.youtube.com/watch?v=HD1g3P-nKWo>
- Frog Street Rhyming cards pages 3-7

Math Resources

- Shoes from family members (select shoes that can be sorted by color, size, and type of shoe)

Thursday – 45 minutes

Activity / Task

LITERACY: *Read at Aloud*

Begin by sitting with your child and saying, “Let’s pretend to be storytellers. When we retell a story, we want to say all the important things that happened in the book. We can talk about the people or animals in our story. They are called characters. We can also talk about the setting of our story, or where the story takes place”

- Read the book aloud
- Retell the story
- Help your child remember as much as possible about the characters, setting, and major events by asking questions such as, “Who are the characters in our story? Where did this take place? Do you remember what happened first?”



Picture of reading activity with permission from Ms. Coronado

MATH: *Pompons*

- Compare sets of cotton balls
- Count the number in both sets and decide which one has more and which one has less



Picture of reading activity with permission from Ms. Coronado

Resources

Literacy Resources

- You can find books at <https://clever.com/>
- Need help logging in? Click on this link for instructions on how to log in. https://drive.google.com/a/houstonisd.org/file/d/1oOBsg_bQ00ieQrjykggtp7Jjlr-sqMcw/view?usp=sharing

Math Resources

- <https://circleonline.uth.edu/pre-k/sp/activity/matem%C3%A1ticas/matem%C3%A1ticas-con-pompones/>

Friday – 45 minutes

Activity / Task

LITERACY: *My Muscles Activity*

- Read the book *My Muscles* by Carol J Lugtu (MyOn)
- Imitate movements in book to retell the story
- Have your child trace their hands, think about what hands do and write it down inside each hand



Picture of tracing activity with permission from Ms. Coronado

- Sing the chant below and imitate the movements of each animal as you recite or sing the rhyme.

Can You Move with Me?

Tune: "Do Your Ears Hang Low?"

Can you wiggle like a worm?
Can you squiggle? Can you squirm?
Can you flutter? Can you fly like a gentle butterfly?
Can you crawl upon the ground
Like a beetle that is round?
Can you move with me?

Can you flip? Can you flop?
Can you give a little hop?
Can you slither like a snake?
Can you give a little shake?
Can you dance like bee
Who is buzzing 'round a tree?
Can you move with me?

Imagine of Chant "Can You Move with Me?"

from Frog Street Resources Unit, with permission from Frog Street Press

Questions for children:

1. What is muscle in your own words?
2. How do we use our hands?

Friday – 45 minutes

MATH: *Singing to count*

- Sing the song “Five little Monkeys Jumping on the Bed”
- Place 5 pictures cards on the table and count them
- Remove each picture card as you sing the song until there are not cards

Five little monkeys jumping on the bed One fell off and bump his head Mama called the doctor And the doctor said No more Monkey jumping on the bed	Mama called the doctor And the doctor said No more Monkey jumping on the bed Two little monkeys jumping on the bed One fell off and bump his head Mama called the doctor And the doctor said No more Monkey jumping on the bed
Four little monkeys jumping on the bed One fell off and bump his head Mama called the doctor And the doctor said No more Monkey jumping on the bed	One little monkey jumping on the bed He fell off and bump his head Mama called the doctor And the doctor said No more Monkey jumping on the bed
Three little monkeys jumping on the bed One fell off and bump his head	

Imagine of Song “The Monkeys” taken from Frog Street Resources Unit with permission from Frog Street Press



Image of Five Little Monkeys Counting Cards from Frog Street Resources Unit, with permission from Frog Street Press

Questions for children:

1. How many more to complete five monkeys in the bed?
2. How many monkeys are left in the bed?
3. If 3 monkeys fell from the bed, how many do you have left in the bed?

Friday – 45 minutes

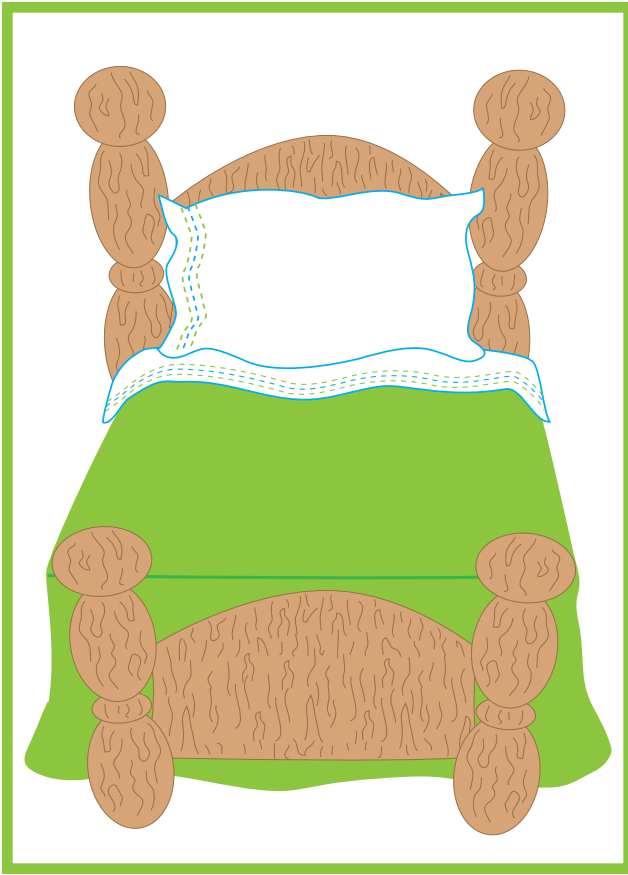
Resources

Literacy Resources


- Book *My Muscles* by Carol J Lugtu
- You can find this book at <https://clever.com/>
Need help logging in? Click on this link for instructions on how to log in:
https://drive.google.com/a/houstonisd.org/file/d/1oOBsg_bQ00ieQrjykggtp7Jjlr-sqMcw/view?usp=sharing

Math Resources

- Five Little Monkey cards from Frog Street pages 1-2
- Five Little Monkeys Jumping on the Bed video
<https://www.youtube.com/watch?v=KFRFXawdHE4>




©2010 Frog Street Press, Inc. Patterns CD Five Little Monkeys Counting Cards




©2010 Frog Street Press, Inc. Patterns CD Five Little Monkeys Counting Cards



©2010 Frog Street Press, Inc. Patterns CD Five Little Monkeys Counting Cards




©2010 Frog Street Press, Inc. Patterns CD Five Little Monkeys Counting Cards




©2010 Frog Street Press, Inc. Patterns CD Five Little Monkeys Counting Cards



©2010 Frog Street Press, Inc. Patterns CD Five Little Monkeys Counting Cards




©2010 Frog Street Press, Inc. Patterns CD Five Little Monkeys Counting Cards




©2010 Frog Street Press, Inc. Patterns CD Five Little Monkeys Counting Cards



ball



wall



log




frog



moon




spoon



car




star




cat



hat



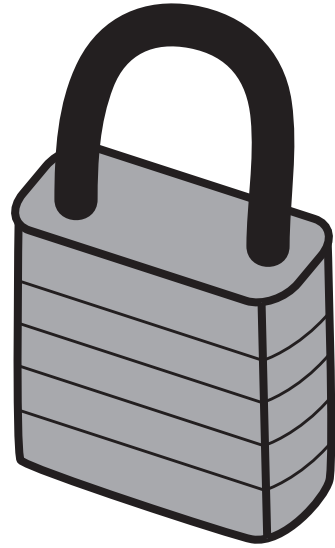
eye



fly




clock




lock



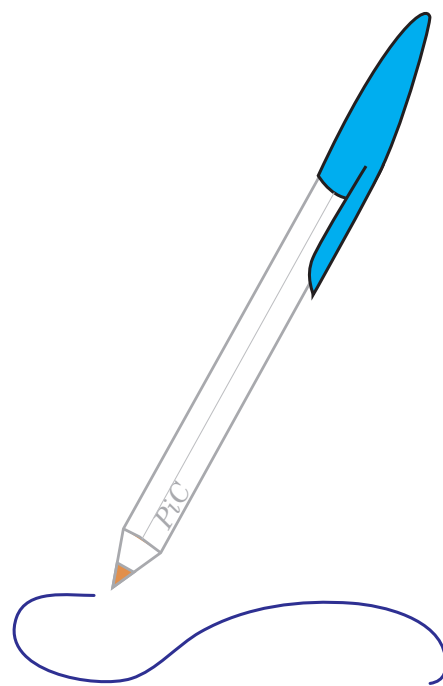
house




mouse



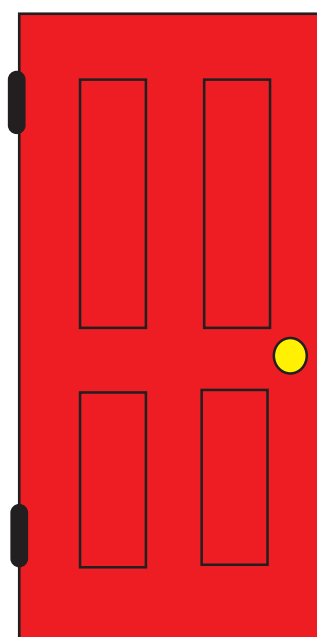
hen




pen




four



door



bee




tree



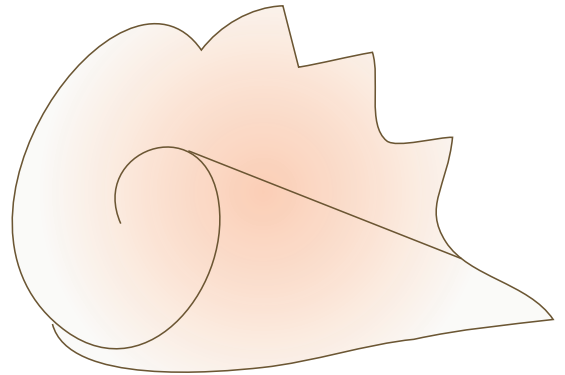
snake



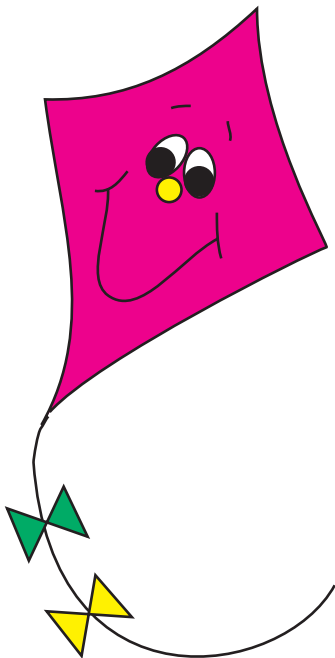
rake



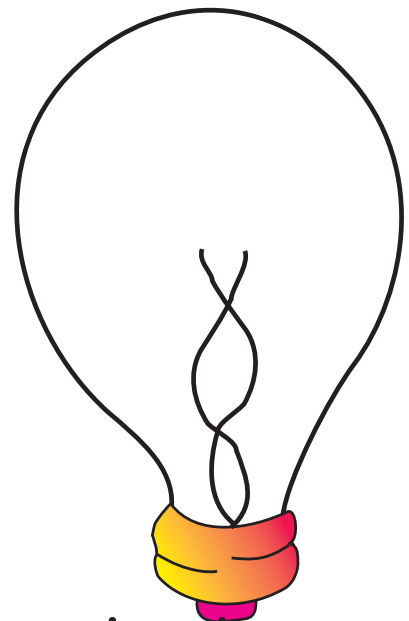
bell



shell




kite




light




duck



truck




chair



bear



train




plane



rat



bat



cat




hat



rat



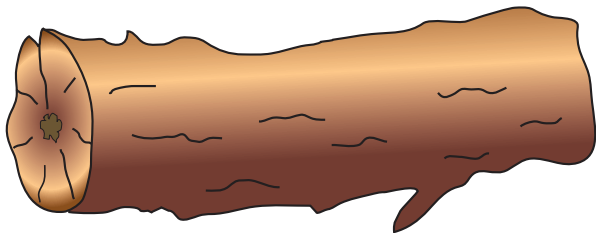
bat



dog



hog



log



frog

