





# *How to scan documents on your iPhone:*

1. Open Notes 
2. Tap the Compose button 
3. Create your note
4. Tap the Camera button 
5. Tap Scan Documents 
6. Place your document in view of the camera.
7. Tap Save or add additional scans to the document.