



CLASS OF 2025 PARENT MEETING

Monday, October 4, 2021





THANK YOU
FOR BEING HERE



TODAY'S MEETING

Meeting Purpose

- Align on our grade level mission
- Review student data
- Reflect on individualized plans of support for our students

Meeting Agenda

- 5:45-5:50 = Introductions + Review Meeting Purpose and Agenda
- 5:50-6:00 = Data Presentation
- 6:00-6:10 = Grade Level Mission
- 6:10-6:30 = Planning for Support
- 6:30-6:40 = Upcoming Dates + Q & A
- 6:40-6:45 = Closing Survey

LET'S TALK ABOUT DATA

CLASS OF 2025

Last Year of Normalcy

- 2018-2019
- 6th graders
- 11-13 years old

Pandemic Impact

Increased anxiety

Increased depression

Increased suicidal ideation

Increased work avoidance

Decreased motivation and/or feelings of purpose

Decreased focus and effort

Decreased ability to appropriately navigate social situations

Student Performance and Academic Achievement

Pandemic Impact



TSI

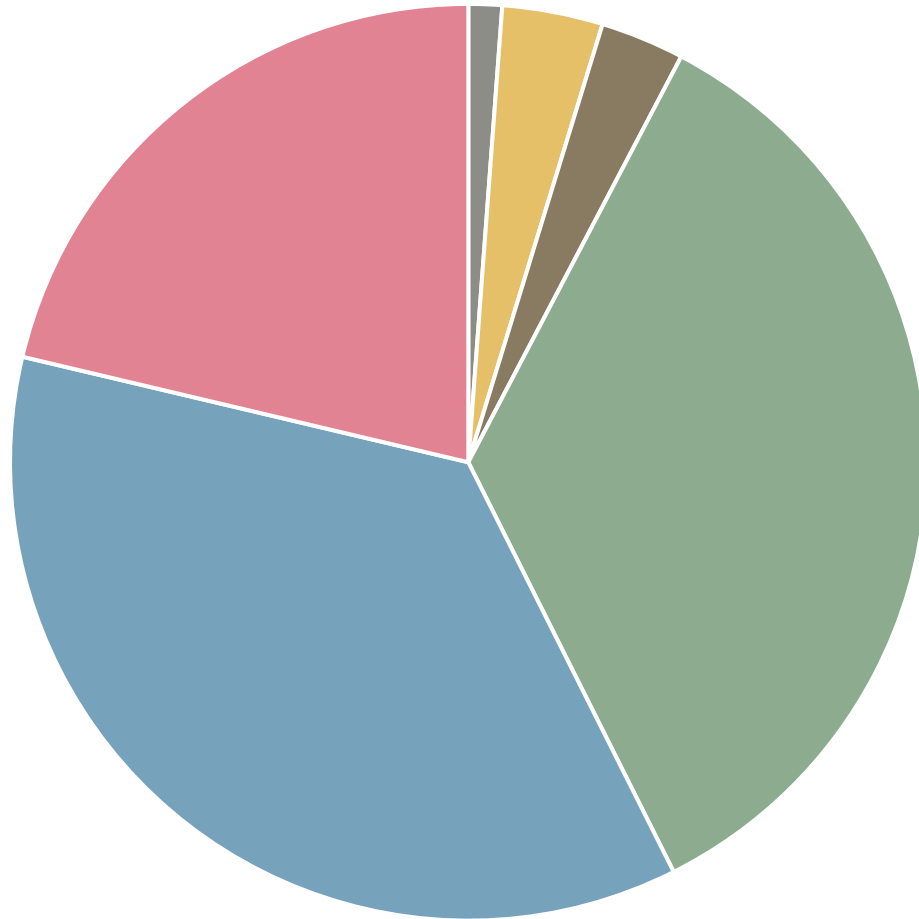


STAAR



Renaissance 360

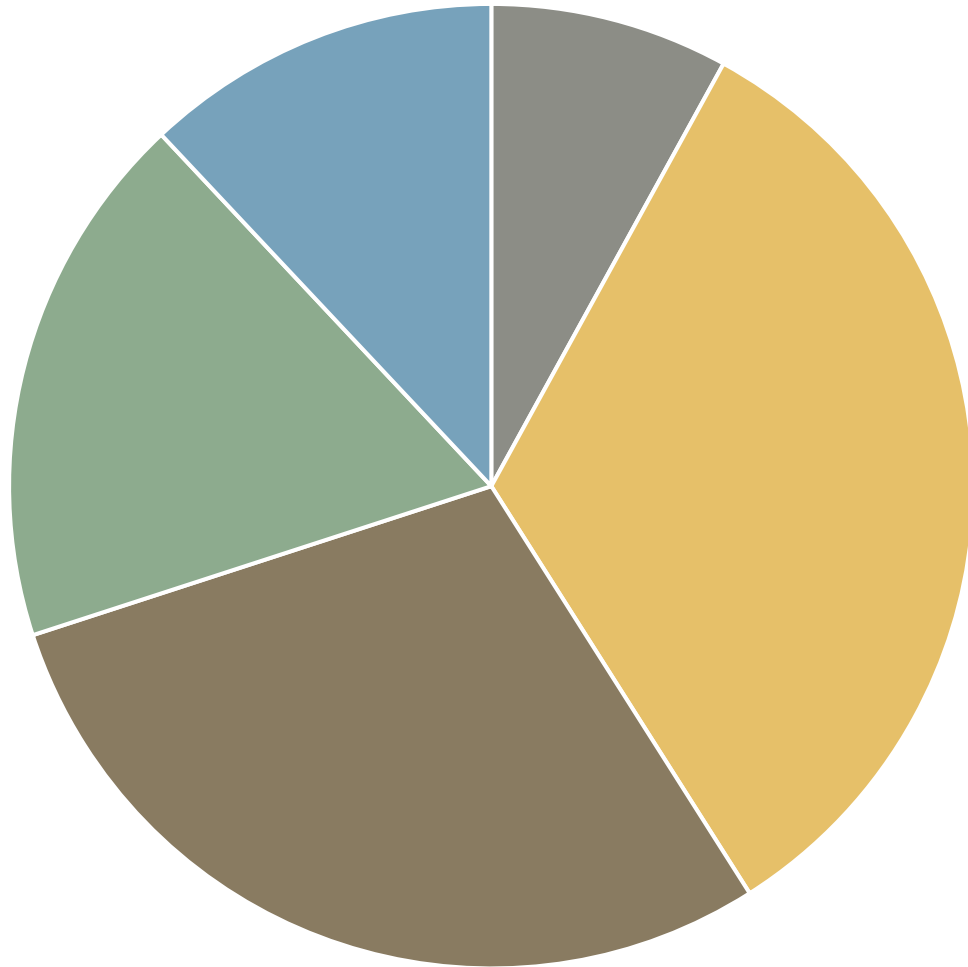
TSI Summer Testing



- TSI Complete
- Math Complete
- ELAR Complete
- Math Tested
- ELAR Tested
- Essay Tested

TSI Data Class of 2025

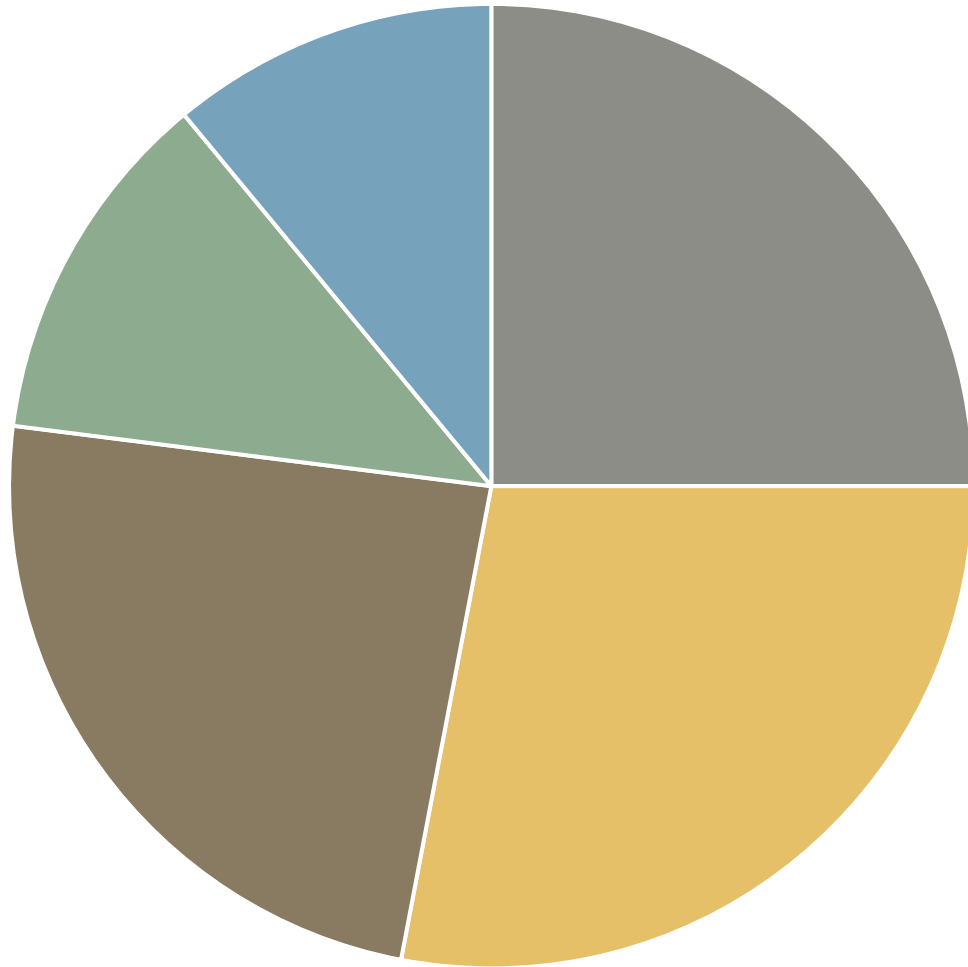
Reading



■ Did Not Meet ■ Approaches ■ Meets ■ Masters ■ Not Tested

STAAR Data Class of 2025

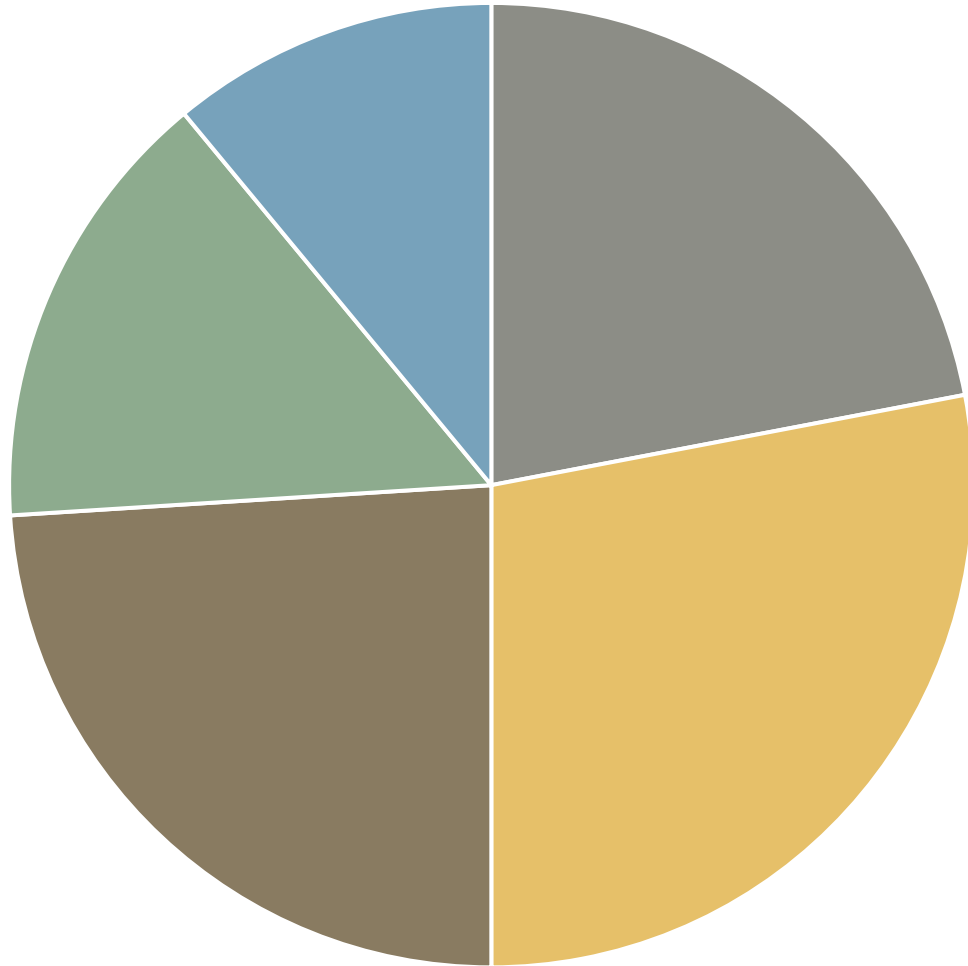
Math



■ Did Not Meet ■ Approaches ■ Meets ■ Masters ■ Not Tested

STAAR Data Class of 2025

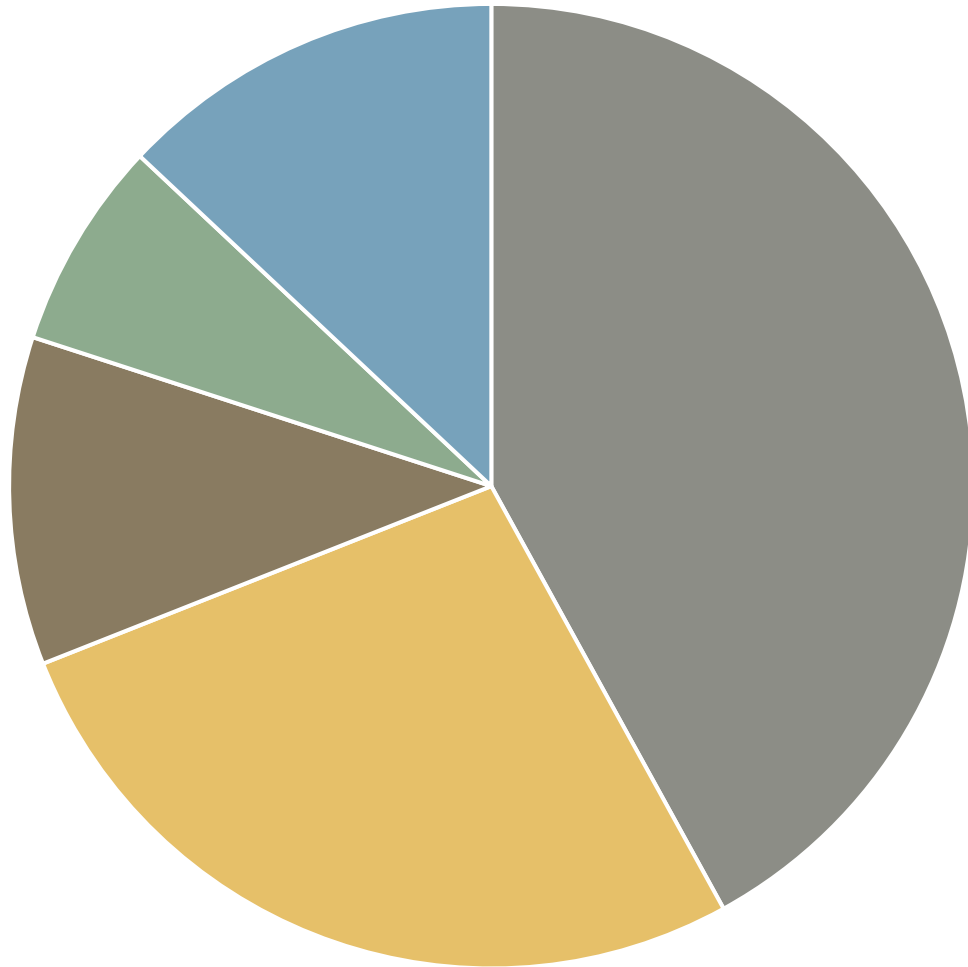
Science



■ Did Not Meet ■ Approaches ■ Meets ■ Masters ■ Not Tested

STAAR Data Class of 2025

Social Studies



■ Did Not Meet ■ Approaches ■ Meets ■ Masters ■ Not Tested

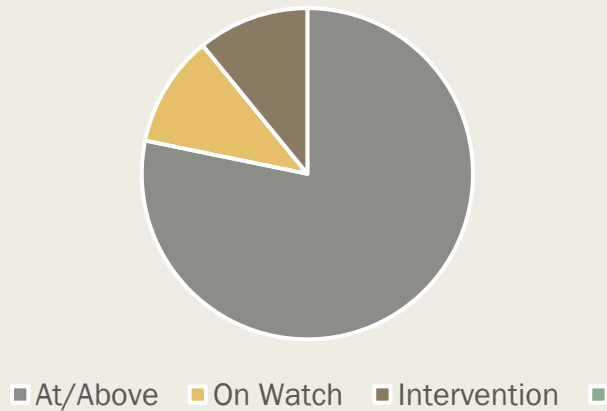
STAAR Data Class of 2025

Renaissance 360 Data – Class of 2025

Math

Grade Level Equivalent

BOY Benchmark



Grade Level Equivalent	Percentage of Students
12 th Grade or Higher	25%
11 th Grade	11%
10 th Grade	7%
9 th Grade	14%
8 th Grade	16%
7 th Grade	12%
6 th Grade	5%
5 th Grade	11%

Renaissance 360 Data – Class of 2025

Reading

Grade Level Equivalent

BOY Benchmark



■ At/Above ■ On Watch ■ Intervention ■ Urgent Intervention

Grade Level Equivalent	Percentage of Students
12 th Grade or Higher	13%
11 th Grade	4%
10 th Grade	2%
9 th Grade	7%
8 th Grade	11%
7 th Grade	19%
6 th Grade	13%
5 th Grade	16%
4 th Grade	10%
3 rd Grade	4%
2 nd Grade	1%



HOW DOES OUR DATA CONNECT TO OUR MISSION?

What are we working toward together?

Reflect & Discuss

What are character traits you want your child to possess?

How should our reinforcement of your desire for your child's growth look at school?

Grade Level Focal Points

Character
Building

Academic
Success

Planning to Support

Communication

Opportunities to Test and Show Growth

Intervention

Tutorials

Access

Parent Access

HISD Connect Parent Portal



TexasAssessment.gov



College Board and Accuplacer.org



Advisor → Grade Level Chair → Dean

Upcoming Dates

- Saturday, October 9th = TSI Math (8:00am)
- Tuesday, October 13th = PSAT (7:45am)
- Monday, October 25th through Thursday, October 28th = District Snapshot & AP Progress Check
- Monday, November 1st through Friday, November 5th = Progress Monitoring for Tier II and Tier III Learners in Renaissance 360

Q & A



CLOSING SURVEY