





Week 0 HS and College Assignments (Module 0)

Week 0 encompasses Module 0 in both the High School (HS) and College courses. Below you can see conceptual learning and formative assignments that are in both the HS and College courses. These assignments work in conjunction with the College Orientation (1%) and support college readiness.

	Monday	Tuesday	Wednesday	Thursday	Friday
<p>HS Course</p>  <p>Module 0 Welcome to Rhetoric 306</p>	<p>Enrollment and Registration</p> <p>HMWK Read: What is a Syllabus and Why do I Need to Read It?, Time Management Support, Technology Tips, and Writing Consultations</p>	<p>OnRamps Student Orientation</p> <p>Review Syllabus</p>	<p>Assignment: Where's my Wifi At?</p> <p>Students mark College deadlines on calendars, discuss readings noted from Monday</p> <p>HMWK: Read: Module 1 Overview</p>	<p>Facilitate Practice Upload (copy in HQ)</p> <p>Discuss 1.1, 1.2 rhetorical pedagogy and controversy</p> <p>Activity: First Year Topic Research Samples (on 1.2)</p>	<p>FLEX Day - complete Week 0 assignments and activities</p> <p>HMWK Read: 1.4 Stakeholders & 1.5 Recent Controversy</p>
<p>College Course</p>  <p>Module 0 Welcome to Rhetoric 306</p>		<p>HMWK Syllabus Scavenger Hunt</p>	<p>Review Canvas Submission Tips page (copy in Instructor HQ)</p> <p>HMWK Read: Developing the College Mindset</p>	<p>Assignment: Practice Upload</p> <p>HMWK DB from 1.2 DB: Public/Private Controversies Read: 1.3 Public Contr.</p>	



Week 1 HS and College Assignments (Module 1)

Week 1 gets students thinking about the Fall research topic, identifying a subtopic to research, and discussing what it means to summarize sources fairly and accurately. This week, students will also be introduced to the important skills of integrating and contextualizing quotations, a learning outcome that is assessed in every College assessment in RHE 306. Students should start looking for potential sources related to their chosen subtopic controversy.

	Monday	Tuesday	Wednesday	Thursday	Friday
<p>HS Course</p>  <p>Module 1 Identifying a Controversy and Summarizing a Viewpoint</p>	<p>Activity: Facilitate Identify the Stakeholders (on 1.4)</p> <p>DB from 1.5</p> <p>HMWK Quiz: Analyzing Stakeholders</p> <p>Read: 1.7-1.8 on Fall Research Topic/Samples</p>	<p>DB from 1.9 & 1.10</p> <p>HMWK Read: 1.12-1.14 on Summarizing a Viewpoint, Identifying a Principal Claim, & Summarizing Fairly</p>	<p>DB from 1.14</p> <p>Quiz: Fair Summary (1.14)</p> <p>Discuss 1.15 Implicit and Explicit Arguments</p> <p>HMWK Quiz: Analyze an Implicit Argument</p>	<p>DB from 1.15 + reflection on video</p> <p>1.16 Play-by-Play Summaries + DB from 1.16</p> <p>HMWK Read: 1.18 and 1.19</p>	<p>1.17 Argument-Breakdown Summary</p> <p>DB from 1.19</p> <p>1.20 Quoting Sources + DB from 1.20</p> <p>HMWK DB from 1.17</p>
<p>College Course</p>  <p>Module 1 Identifying a Controversy and Summarizing a Viewpoint</p>		<p>HMWK Quiz: Determining Your Controversy</p>	<p>HMWK Quiz: Fair and Accurate Summary</p>		<p>HMWK Quiz: Contextualize Your Sources</p> <p>Quiz: Direct Quotes</p>



Week 2 HS and College Assignments (Module 1)

Week 2 continues Module 1 by having students accurately find, paraphrase, and document sources. They will also start exploring databases and refining research keywords to continue looking for sources.

	Monday	Tuesday	Wednesday	Thursday	Friday
<p>HS Course</p>  <p>Module 1 Identifying a Controversy and Summarizing a Viewpoint</p>	<p>Critical Importance of Paraphrasing Sources Sufficiently</p> <p>1.22 Why You Should Document Your Sources</p> <p>Activity: Paraphrasing Sources + Explore Purdue OWL's MLA Guide</p> <p>Optional Activity: Verbs of Attribution</p>	<p>1.23 Techniques for Documenting Sources</p> <p>Activity: MLA Citations</p> <p>Optional Activity: Evaluate Quotations & Source Citations</p> <p>Read: Module 2 Overview</p>	<p>1.24 RS 1 Article Annotation + Debrief</p> <p>2.1 UT Library Resources</p> <p>HMWK</p> <p>1.25 Research Summary (RS 1)</p> <p>Read: 2.2-2.4 on Finding Sources, Keywords, & Search Engines</p>	<p>DB from 2.3</p> <p>Optional Quiz: Inventing & Refining Keywords Quiz</p> <p>Quiz: Explore Nexis Uni</p> <p>HMWK</p> <p>Quiz: Advanced Searching with Google</p>	<p>FLEX Day</p> <p>HMWK</p> <p>Read: 2.6 Encyclopedias & 2.7 Comparing Curated Information & Uncurated Information</p>
<p>College Course</p>  <p>Module 1 Identifying a Controversy and Summarizing a Viewpoint</p>	<p>HMWK</p> <p>Quiz: Paraphrasing</p>	<p>HMWK</p> <p>Quiz: Documenting Sources</p>		<p>HMWK</p> <p>Quiz: Refining Keywords</p>	<p>HMWK</p> <p>Read: Databases</p> <p>Read: Databases: Search Tips</p>



Week 3 HS and College Assignments (Module 2)

Week 3 supports students' evaluation of information, including how to assess sources' credibility and potential bias.

	Monday	Tuesday	Wednesday	Thursday	Friday
<p>HS Course</p>  <p>Module 2 Finding and Evaluating Sources</p>	<p>Activity: Searching Wiki DB from 2.7 2.8: Evaluating Information</p> <p>HMWK Quiz: Evaluating Information Read: 2.9 Separating Viewpoint from Info. DB from 2.9</p>	<p>DB Debrief from 2.9 2.10 Evaluating an Info-Argument</p> <p>HMWK Quiz: Genre Identification Challenge Read: 2.11 Evaluating Credibility DB from 2.11</p>	<p>Discuss: learning from peers' responses to DB: Evaluating Credibility</p> <p>2.12 Evaluating Bias</p> <p>Activity: Name that Bias</p>	<p>2.13 RS 2 Article Annotation Quiz: Reflection on Research Summary 1 + Discussion 2.17 FRS Article Annotation HMWK 2.16 Research Summary 2 (RS 2)</p>	<p>2.15 RS 2 Peer Review</p> <p>Activity: RS 2 Pre-Writing</p> <p>HMWK Revise RS 2 based on peer review feedback 2.18 FRS Read: 2.19 FRS</p>
<p>College Course</p>  <p>Module 2 Finding and Evaluating Sources</p>	<p>HMWK Read: Identifying Genres</p>	<p>Quiz: Identify the Genre of an Article</p>	<p>HMWK Quizzes: Evaluate Credibility of the Author, Venue, and Text</p>	<p>HMWK Complete: Determining the Bias by Contextual & Textual Evidence</p>	<p>HMWK Practice RSQ</p>



Week 4 HS and College Assignments (Module 3)

In Week 4, students transition from writing one-page summaries like the Formal Research Summary (FRS) to the 4-6 page Mapping a Controversy Essay. Students will also learn to analyze and evaluate introductions while developing their own. The College **Research & Summary Skills Quiz (RSQ)** is *generally* due this week.

	Monday	Tuesday	Wednesday	Thursday	Friday
<p>HS Course</p>  <p>Module 3 Mapping a Controversy</p>	<p>Discuss: Formal Research Summary: A Revision of RS 2</p> <p>Debrief Practice RSQ</p> <p>HMWK Revise RS 2</p>		<p>Read Module 3 Overview, 3.1-3.2 on Introducing the Controversy & Writing a Thesis Statement</p>	<p>Discussion: “How does the MC build on the FRS?” Summary, Stakeholders, MLA, Controversies under the FY Topic</p> <p>DB from 3.2 + Debrief</p> <p>HMWK Quiz: Evaluate a Thesis Statement</p>	<p>3.3 Writing Introductory Paragraphs</p> <p>Quiz: Questions to Answer in the Intro.</p> <p>HMWK Quiz: Analyze & Evaluate an Introduction DB: Planning Intros for the MC</p>
<p>College Course</p>  <p>Module 3 Mapping a Controversy</p>	<p>HMWK Practice RSQ (repeat)</p>	<p>Student Submission: Research & Summary Skills Quiz (RSQ)</p>	<p>HMWK Read: College Prompt for Mapping a Controversy Essay with Peer Review (MC 1)</p>	<p>HMWK Read: Mapping a Controversy: The Writing Process</p>	



Week 5 HS and College Assignments (Module 3)

Week 5 continues Module 3 as students explore different synthesis strategies. This week could also incorporate peer review for students as they evaluate each other's assignment checklists.

	Monday	Tuesday	Wednesday	Thursday	Friday
<p>HS Course</p>  <p>Module 3 Mapping a Controversy</p>	<p>BR: Explain Intro. type based on DB from 3.3</p> <p>Activity, Step 2+3 from 3.3</p> <p>3.4-3.5 on Synthesizing 3 Viewpoints & Synthesis Strategy: Focusing on the Stakeholders+DB from 3.5</p>	<p>BR: Compare Synthesis by Stakeholder & Viewpoint</p> <p>3.7 Synthesizing Strategy: Focusing on the Questions</p> <p>Activity: Isolate the Most Important Disagreements</p> <p>HMWK Quiz: Identify Stasis Questions in Your Controversy + Read: 3.8 Writing a Conclusion</p>	<p>DB: Synthesizing by Focusing on the Questions</p> <p>Activity: Choose Your Synthesis Strategy</p> <p>Activity: Writing a Conclusion</p> <p>HMWK Read 3.9-3.10 on Writing, Reviewing, Revising & Meeting the Assignment Expectations</p>	<p>Activities on 3.10: Discuss MC 1 prompt, Create Individual Assignment Checklists & Complete a Mini Peer Review on the Checklist, Evaluate drafts against prompt expectations</p> <p>HMWK Continue to draft MC 1</p>	<p>Quiz: Editing Your Own Paper</p> <p>HMWK Complete MC 1 Paper Draft for Peer Review</p>
 <p>Module 3 Mapping a Controversy</p>		<p>HMWK Read: Synthesis: Some Tips</p>	<p>HMWK Draft MC 1</p> <p>Write down any questions concerning the MC 1 prompt</p>		<p>Quiz: Academic Integrity for College Writers</p> <p>HMWK Read: Find College Feedback & Format Your Essay</p>



Week 6 HS and College Assignments (Module 4)

In Week 6, students transition into Module 4 where they'll begin thinking about persuasive writing and constructing an argument. Their **Mapping a Controversy Essay with Peer Review (MC 1)** is *generally* due this week, though individual deadlines will vary based on district.

	Monday	Tuesday	Wednesday	Thursday	Friday
<p>HS Course</p>  <p>Module 4 Persuasive Writing and Forms of Argumentation</p>	<p>Facilitate: MC 1 Peer Review</p> <p>HMWK Upload Paper & Peer Review to 3.13 HS Upload</p> <p>Read 3.14 Targeted Revision based on Specific Feedback</p>	<p>Coordinate Peer Review submissions</p> <p>Workshop: Revise MC draft</p> <p>HMWK Finalize MC 1 based on Peer Review & all other feedback</p>	<p>This day is intentionally blank for flexibility.</p> <p>Preview: Module 4</p>	<p>Module 4 Overview, 4.1-4.2 on Writing to Persuade & What Makes an Argument</p> <p>Activity: Invent an Argument</p> <p>HMWK DB from 4.3</p>	<p>FLEX Day</p> <p>HMWK 4.3 Reasons to Believe</p>
<p>College Course</p>  <p>Module 4 Persuasive Writing and Forms of Argumentation</p>	<p>HMWK Sample Essay Calibration: MC 1</p> <p>Refine MC 1 with Peer Review Feedback</p>	<p>Finalize, Upload, & Submit: Mapping a Controversy Essay with Peer Review (MC 1)</p>	<p>Reflect: MC 1</p>		<p>HMWK Read: <i>Enthymemes & the Toulmin Model</i></p>



Week 7 HS and College Assignments (Module 4)

Week 7 continues Module 4, introducing students to the concept of assumptions in different genres of writing. They will also explore Causal Arguments and Counterarguments.

	Monday	Tuesday	Wednesday	Thursday	Friday
<p>HS Course</p>  <p>Module 4 Persuasive Writing and Forms of Argumentation</p>	<p>DB from 4.2 DB Debrief from 4.3 Activity: Should You State an Assumption or Not?</p> <p>HMWK Read: 4.4-4.6 on Induction, Assumption in Induction, & Inventing Induction Arguments DB from 4.5</p>	<p>DB from 4.6 + Debrief 4.7-4.8 Analogy & Assumption in Analogy Arguments DB from 4.8</p> <p>HMWK Read: 4.9-4.10 Inventing Analogy Arguments & Difference DB from 4.8 & 4.9</p>	<p>4.11 Assumption in difference Arguments & 4.12 Inventing Difference Arguments DB from 4.11 & 4.12</p> <p>HMWK Read: 4.13-4.15 on Definitions, Assumptions, & Analysis DB from 4.14</p>	<p>Activity: Impact of Def. DB from 4.15 + Debrief 4.17 Assumption in Causal Arguments + DB from 4.17</p> <p>HMWK Read: 4.18-4.19 on Inventing Causal Arguments & Audience & Argument Summary DB from 4.18</p>	<p>DB Debrief from 4.18</p> <p>Start 4.19 Audience & Argument Summary</p> <p>Module 6 Overview & 6.1 Making a Counterargument HMWK Complete 4.19 Audience & Argument Summary</p>
<p>College Course</p>  <p>Module 4 Persuasive Writing and Forms of Argumentation</p>					



Week 8 HS and College Assignments (Module 5)

Week 8 has students evaluate, fairly represent, and refute opposition viewpoints. Students will receive feedback on their MC 1 from their Writing Assessment Specialist. This week they will work on implementing revisions to their MC 1 in preparation for the MC 2.

	Monday	Tuesday	Wednesday	Thursday	Friday
<p>HS Course</p>  <p>Module 5 Revising the Mapping a Controversy Essay</p>	<p>6.2 Choosing a Strong Opponent & Fairly Representing the Opposition + Activity: Refine Your Claim</p> <p>6.3 Concession + Activity: Strategies of Concession</p> <p>HMWK Find Opposition Article for DB from 6.3</p>	<p>DB from 6.3 + Debrief</p> <p>6.4 Refuting the Evidence</p> <p>Activity: Identifying Refutation Strategies</p> <p>HMWK DB from 6.4</p>	<p>DB Debrief from 6.4</p> <p>6.5-6.6 on Refuting the Inference & Induction</p> <p>Activity: Refutation Strategies for Induction</p> <p>HMWK DB from 6.6</p>	<p>Module 5 Overview, 5.1-5.3 on Substantive Revisions, Re-Researching, Re-Thinking, Restructuring</p> <p>Optional Activity: Reverse Outlining</p> <p>Activity: Reflect on Your Goals</p>	<p>FLEX Day</p> <p>HMWK MC 2 revision worksheet + Upload to 5.6 Mapping a Controversy Revision Worksheet</p> <p>Read: 5.5 Paper Conferencing Prep: MC</p>
<p>College Course</p>  <p>Module 5 Revising the Mapping a Controversy Essay</p>	<p>HMWK Read: Fairly Representing the Opposition Quiz: Evaluate an Opposition Summary</p>		<p>HMWK View MC 1 Feedback Review Find College Feedback</p>	<p>HMWK Read The Revision Process: Some Hints & Revised MC: The Writing Process Begin MC 2 Revision Worksheet</p>	<p>HMWK Complete Sample Essay Calibration: Revised Mapping a Controversy Essay (MC 2)</p>



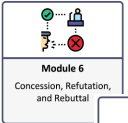

Week 9 HS and College Assignments (Module 6)

Week 9 has students continue to develop their refutation skills. This week the **Mapping a Controversy Revision with Revision Worksheet (MC 2)** is *generally* due, though individual deadlines will vary based on district.

	Monday	Tuesday	Wednesday	Thursday	Friday
<p>HS Course</p>  <p>Module 6 Concession, Refutation, and Rebuttal</p>	<p>Conduct Paper Conferences</p> <p>HMWK Revise MC 1 Essay</p>	<p>Conduct Paper Conferences</p> <p>HMWK Revise MC 1 essay</p>	<p>This day is intentionally blank for flexibility.</p> <p>Preview: Refutation</p>	<p>6.7 Refuting Analogy</p> <p>Activity: Evaluating an Analogy</p> <p>DB from 6.7</p> <p>HMWK Read: 6.8 Refuting Difference & 6.9 Refuting Definitions</p>	<p>Activity from 6.8</p> <p>Find article for DB from 6.8</p> <p>Activity from 6.9</p> <p>HMWK DB from 6.8 + 6.9</p>
<p>College Course</p>  <p>Module 6 Concession, Refutation, and Rebuttal</p>		<p>Finalize, Upload & Submit: Mapping a Controversy Revision with Revision Worksheet (MC 2)</p>	<p>Reflect: MC 2</p>		



Week 10 HS and College Assignments (Module 6-7)

Week 10 moves students from Module 6 to Module 7. They will continue learning about refuting and rebutting opposition arguments. Students will also begin examining types of arrangement strategies.

	Monday	Tuesday	Wednesday	Thursday	Friday
<p>HS Course</p>  <p>Module 6 Concession, Refutation, and Rebuttal</p>  <p>Module 7 The Persuasive Essay</p>	<p>6.10 Refuting Causation</p> <p>Activity: Fallacies or Good Causal Arguments</p> <p>HMWK DB from 6.10</p> <p>Read: 6.11 Rebuttal</p>	<p>Activity: Refute & Rebut Your Arguments + Activity: Letters to the Editor</p> <p>Introduce 6.12 Opposition Paper</p> <p>HMWK Find an article for the Opposition paper</p>	<p>Complete & Discuss 6.12 Opposition Paper</p>	<p>Module 7 Overview, 7.1-7.3 on Arranging an Essay, Types of Arrangement, & Boilerplates in Scientific Writing</p> <p>Activity from 7.3</p> <p>HMWK Read: 7.4 The Inverted Pyramid & 7.5 The Five-Paragraph Essay</p>	<p>FLEX Day</p> <p>HMWK Read: 7.6 Types of Audience</p>
<p>College Course</p>  <p>Module 6 Concession, Refutation, and Rebuttal</p>  <p>Module 7 The Persuasive Essay</p>					



Week 11 HS and College Assignments (Module 7)

Week 11 continues Module 7 as students explore arrangement through the six elements of the Classical Template. They will also consider audience and venue selection in preparation for their Persuasive Essay (PE 1).

	Monday	Tuesday	Wednesday	Thursday	Friday
<p>HS Course</p>  <p>Module 7 The Persuasive Essay</p>	<p>Activity: Apply the Inverted Pyramid</p> <p>Activity: Arrangement & ACT</p> <p>7.6 Types of Audience</p>	<p>7.7 Classical Template</p> <p>7.8 Exordium</p> <p>HMWK DB from 7.8</p> <p>Read: 7.9 Narration</p>	<p>DB Debrief from 7.8</p> <p>DB from 7.9</p> <p>7.10 Partition + DB from 7.10</p> <p>HMWK DB: Write a Partition DB from 7.11 Read: 7.11 Argument</p>	<p>DB Debrief from 7.11</p> <p>7.12 Refutations & 7.13 Peroration + DB from 7.12</p> <p>Activity, Step 1 from 7.13</p> <p>HMWK Read: 7.14 Writing, Revising, & Reviewing + 7.15 Writing: Deciding & Meeting</p>	<p>Activity, Step 2 from 7.13</p> <p>Review: PE 1 prompt & address student questions</p> <p>Start drafting PE 1</p> <p>HMWK Continue work on PE 1</p>
<p>College Course</p>  <p>Module 7 The Persuasive Essay</p>	<p>HMWK Read: Choose an Audience Quiz: Finding a Hostile Audience Read: Examine Your Venue</p>	<p>Quiz: Examine Your Venue</p>		<p>HMWK Read: PE: The Writing Process & PE 2 Prompt</p>	

Week 12 HS and College Assignments (Module 7)

Week 12 concludes Module 7 with the **Persuasive Essay with Peer Review (PE 1)** *generally* being due. Individual deadlines will vary based on district.

	Monday	Tuesday	Wednesday	Thursday	Friday
<p>HS Course</p>  <p>Module 7 The Persuasive Essay</p>	<p>In-class Writing Workshop</p> <p>HMWK Complete & Upload first draft of PE 1 to 7.16 Persuasive Essay Peer Review Assignment</p>	<p>PE 1 Peer Review</p> <p>HMWK Submit: Draft PE 1 + Peer Review Worksheet completed for a peer</p> <p>Revise PE 1 based on peer review feedback</p>	<p>Coordinate Peer Review submissions for students who did not already submit</p> <p>Workshop: Revise Persuasive Essay draft</p> <p>HMWK Finalize PE 1 based on all feedback</p>		FLEX Day
<p>College Course</p>  <p>Module 7 The Persuasive Essay</p>	<p>HMWK Quiz: Sample Essay Calibration: Persuasive Essay (PE 1)</p>	<p>Finalize, Upload, & Submit: Persuasive Essay with Peer Review (PE 1)</p>		Workshop & Upload: Make final edits or verify submissions of PE 1 in class	



Week 13 HS and College Assignments (Module 8)

Week 13 is usually a holiday week.

	Monday	Tuesday	Wednesday	Thursday	Friday
HS Course	Holiday	Holiday	Holiday	Holiday	Holiday
College Course					



Week 14 HS and College Assignments (Module 8)

Week 14 shifts students toward revising the Persuasive Essay by having them plan and begin implementing their revision goals based on feedback from their Writing Assessment Specialist.

	Monday	Tuesday	Wednesday	Thursday	Friday
<p>HS Course</p>  <p>Module 8 Revising the Persuasive Essay</p>	<p>Module 8 Overview</p> <p>8.1 Revising the Persuasive Essay</p> <p>Quiz: Revision & Reflection + Debrief</p>	<p>Activity: Persuasive Essay Role Play</p> <p>HMWK Optional: Fill out Fourth Revision Goal on the Persuasive Essay revision worksheet</p>	<p>Optional: Implement self-identified goal</p>	<p>Start drafting Persuasive Essay revision worksheet</p> <p>HMWK Complete & upload worksheet to 8.3 Persuasive Essay Revision Worksheet</p>	<p>FLEX Day</p>
<p>College Course</p>  <p>Module 8 Revising the Persuasive Essay</p>			<p>Complete Sample Essay Calibration: Revised Persuasive Essay (PE 2)</p> <p>HMWK View PE 1 feedback & Review Find College Feedback</p>		<p>HMWK Revise PE 1 Essay</p>

Week 15 HS and College Assignments (Module 8)

Week 15 is *generally* when the **Persuasive Essay Revision with Revision Worksheet (PE 2)** is due. After submission, it can be an excellent exercise to have students track their progress from the first assignment(s) to now, to see in what areas they've grown and what skills they want to continue refining during the upcoming Spring semester.

	Monday	Tuesday	Wednesday	Thursday	Friday
<p>HS Course</p>  <p>Module 8 Revising the Persuasive Essay</p>	Paper Conferences	Paper conferences			
<p>College Course</p>  <p>Module 8 Revising the Persuasive Essay</p>	HMWK Revise PE 1 Essay	Finalize, Upload, & Submit: Persuasive Essay Revision with Revision Worksheet (PE 2)			