

# Digital Resources

## For Middle Schools

PROVIDED BY LIBRARY SERVICES


Library Services provides access to and support in using a variety of digital resources for use by students, teachers, and families to support the curriculum, to pursue individual knowledge, and to read for pleasure.

### ACCESSING LIBRARY RESOURCES THROUGH CANVAS

Go to <https://canvas.houstonisd.org/> and log into Canvas. Once in Canvas, click on **Resources** on the left. Then click on **Digital Resources**.













The screenshot shows the Canvas LMS interface. On the left sidebar, the 'Resources' menu item is highlighted with a red box. In the main content area, under the heading 'Access the HISD Digital Resources Page', the 'Digital Resources' link is highlighted with a red box. Below this, there is a section titled 'OTHER RESOURCES' with several links, including 'Canvas Training Portal', 'Enroll in the Curriculum Guide Course', 'Chat with Canvas Support', and 'Canvas Support Hotline'.

This will take you to **Clever**. You can either click **Library References** on the left or scroll down in the window on the right until you see the **Library References** section. Find the button for a resource and click on it.



The resource may ask you to choose your school from a list. Use the drop down menu to find and click on your school name, then click **Log In**. Clever may automatically log you in to the correct school, in which case this step should be skipped. If you are prompted for a username, school code or password, use houstonisd and astros21!

# Middle School Resources

	<p>Accessit provides a single access point for campus library books, as well as online resources and eBooks</p>
	<p>Encyclopedia articles, multimedia, and primary sources. <a href="#">Video Tutorials</a></p>
	<p>Discover the world's most influential people by searching narrative biographies, news, magazine, and multimedia content. <a href="#">Video Tutorials</a></p>
	<p>Academic articles, images, topic selections, and more for middle schoolers. <a href="#">Video Tutorials</a></p>
	<p>Manipulate 3D interactive models to visualize and understand concepts in biology, chemistry, earth, and space science. <a href="#">Video Tutorials</a></p>
	<p>Practice tests and resources for college and career exploration. <a href="#">Vendor Video</a></p>
	<p>Videos and other multimedia resources for classrooms. <a href="#">Overview</a></p>
	<p>eBooks and AudioBooks, as well as access to Comics Plus <a href="#">Video Overview</a> - <a href="#">All Video Resources</a></p>
	<p>New York Times Online - Access available only on the HISD network</p>
	<p>News, magazines, and websites for K-8. <a href="#">Recorded Webinar</a></p>
	<p>The Learning Link is a student's educational passport to check out books, use online tools and access other services for FREE at all Houston Public Library locations and at home.</p>
	<p>Multimedia resources about books used in the K-12 environment. <a href="#">Support Videos</a></p>

# Professional Resources



Gain insight on issues in administration, funding, and policy. Best for educators, administrators, and education students.

[Video Tutorials](#)