



Board Monitoring System: Indicator D

EXECUTIVE SUMMARY

Purpose

The Houston Independent School District (HISD) exists to strengthen the social and economic foundation of Houston by assuring its youth the highest-quality elementary and secondary education available anywhere. In fulfilling this goal, HISD's Board of Education has designed a program to systematically monitor the district's goals and core values. The Board Monitoring System will report on each goal and core value on a routine basis. The goal currently under review is to meet the Texas Education Agency's criteria for Recognized status in the state accountability system (Goal 1, Section D).

Findings

State Criteria for Achieving Recognized Status

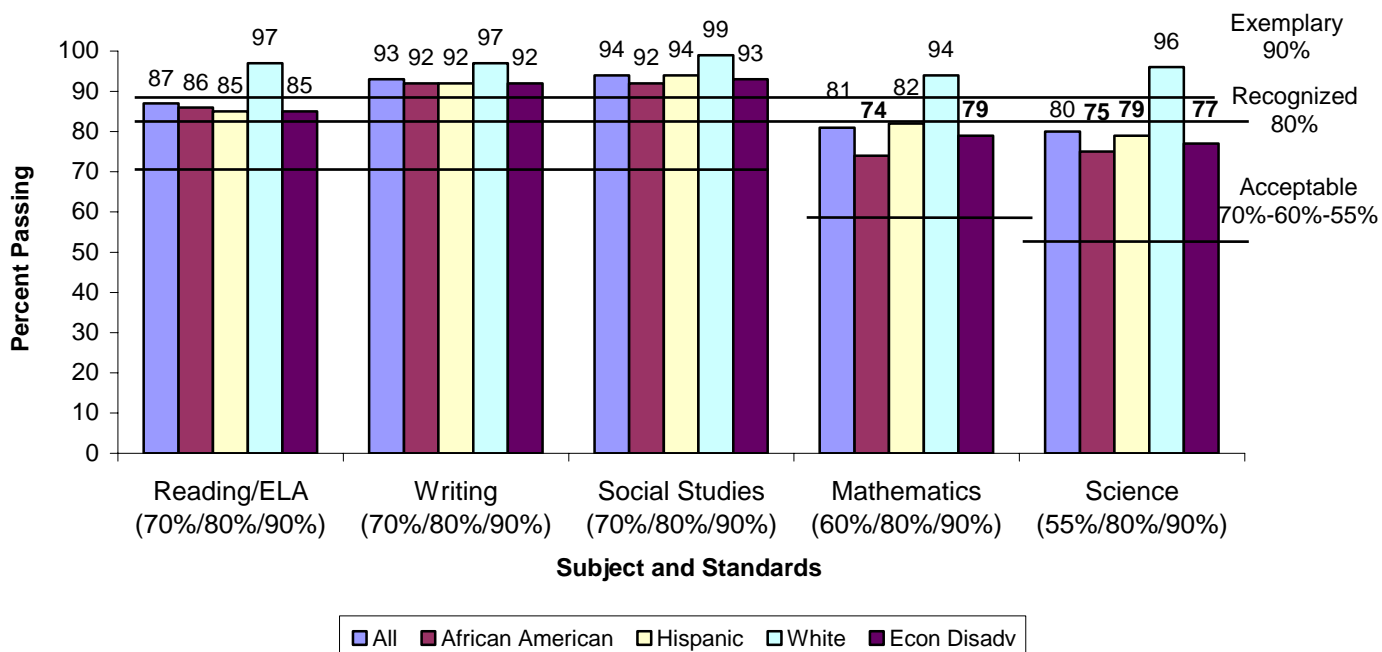
- HISD did not meet the conditions for Recognized status for 2010 on the following criteria: Completion rates of 85 percent or greater and no Academically Unacceptable campuses (see Table 1).

Factors Hindering HISD's Achievement of Recognized Status

- The All students, African American, and Hispanic student groups' completion rates were less than 85 percent. Eighty-five percent is the lowest criterion for Recognized status (see Figure 3). Although these student groups had completion rates lower than the recognized rate of 85 percent, the African-American group was the only student group that failed to meet required improvement.
- A district in which any campus is rated Academically Unacceptable under the Standard Accountability System cannot achieve Recognized or Exemplary status. In HISD, there were seven Academically Unacceptable campuses rated under the Standard Accountability System (see Table 1).

Table 1: TEA Requirements to Be a Recognized District and HISD Results for 2010			
	Criteria for TEA Recognized Status	HISD Districtwide Outcomes	Met/Not Met Recognized Criteria
Lowest TAKS passing rate for all students and each student group	≥ 80.0%	Lowest TAKS passing rates: African-American math –74%, African-American science – 75%, Hispanic science–79%, Econ. Disadv. Math–79%, Econ. Disadv. Science–77%	Met all indicators using TPM or Required Improvement
Highest annual dropout rate for all students and each student group grades 7 and 8	1.8%	Highest dropout rate: for all students and each student group dropout rates ranged from 0.2 percent to 0.7 percent.	Met
Lowest 4-year completion rate includes graduates and continuers	≥ 85.0%	Lowest completion rates: 83.2% for all students, 81.2% for African-American students, and 81.7% for Hispanic students.	Not Met
Number of Academically Unacceptable campuses under standard accountability system	0	7	Not Met
Number of students in grades 7–12 <i>underreported</i> as enrolled or as leavers in the 2008–2009 PEIMS enrollment or leaver record	Less than or equal to 150, or less than or equal to 4 percent of 2008–2009 students in grades 7–12	133 (0.17%)	Met

Figure 1: TEA Accountability Data Standards for HISD 2010.



Note: Bold Indicates Score Below 80%, but used Required Improvement or TPM to Reach Recognized.

Figure 2: 2008–2009 Annual Dropout Rates (Grades 7- 8) used to Rate Middle Schools and the District.

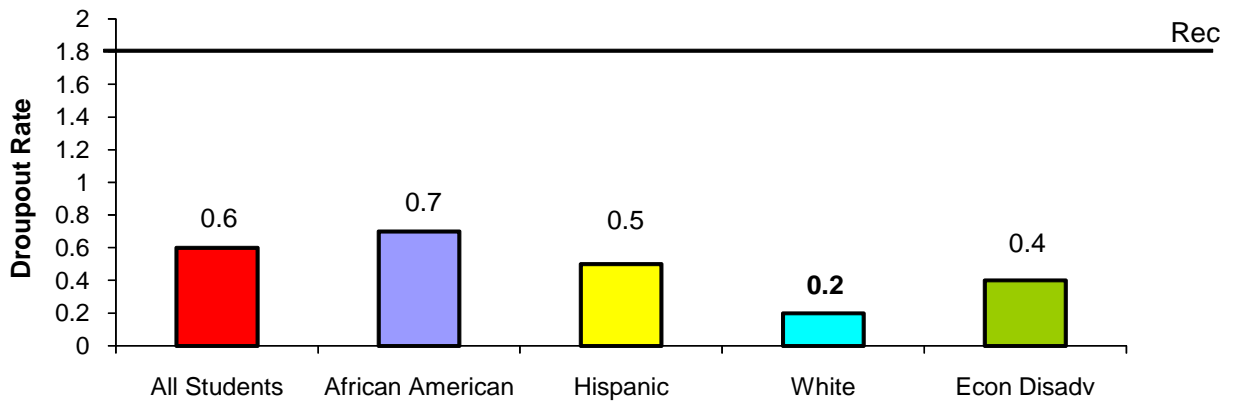
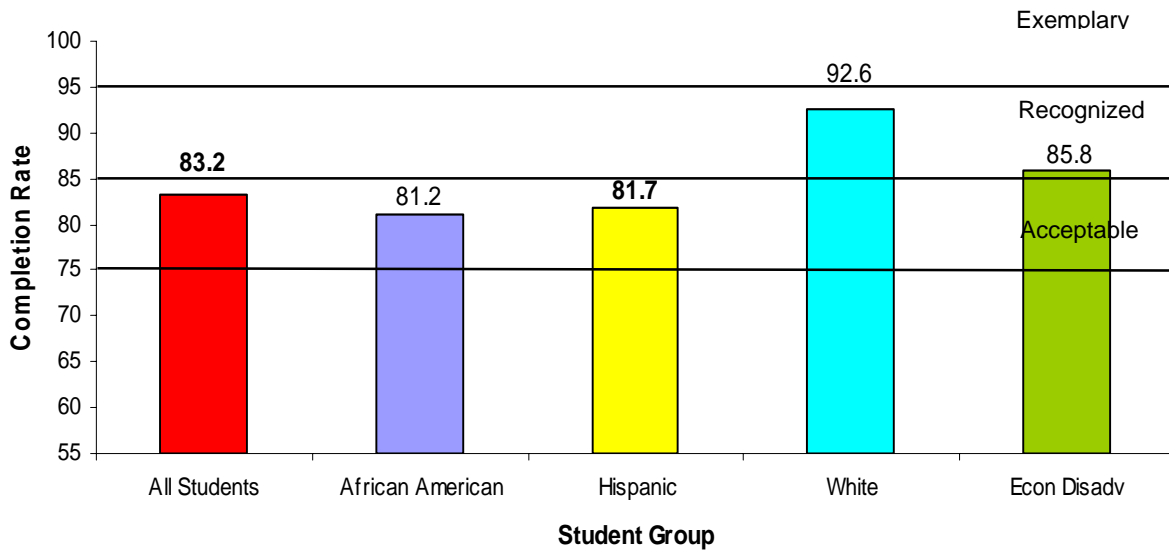


Figure 3: Completion Rate | Rates for the Class of 2009 used to Rate High Schools and the District.



Note: Bold Met Required Improvement for Recognized Criteria.