

MEMORANDUM

August 27, 2009

TO: Board Members

FROM: Abelardo Saavedra
Superintendent of Schools

CONTACT: Carla Stevens, (713) 556-6700

SUBJECT: **ASSESSMENT OF STUDENT PERFORMANCE IN SPECIAL
EDUCATION: SPRING 2009**

Attached is a copy of the Assessment of Student Performance in Special Education report for Spring 2009. Results from the Texas Assessment of Knowledge and Skills (TAKS) are provided for students with disabilities in English and in Spanish. The results presented are the scale scores, passing rates and percent commended for Spring 2009 compared to Spring 2008 data.

Some of this year's highlights are as follows.

- In 2009, there were a total of 16,918 HISD students with disabilities. This is a decrease from 2008 in which there were 18,232 HISD students with disabilities.
- The passing rate on the English TAKS for students with disabilities increased in seven grades for reading, eight for math, three for science, and in all grades for writing and social studies from 2008 to 2009.
- Passing rates for students taking the TAKS-M increased from 2008 to 2009 for all grades and all subjects, with the exception of third and eighth grade reading, where passing rates remained constant from 2008 to 2009.

Should you have any further questions, please contact my office or Carla Stevens in Research and Accountability at (713) 556-6700.



AS

Attachment

cc: Superintendent's Direct Reports
Executive Principals
Principals
Carolyn Guess
Faye Jones

RESEARCH

Educational Program Report



Assessment of Student Performance in Special Education 2008–2009



2009 Board of Education

Lawrence Marshall

PRESIDENT

Natasha M. Kamrani

FIRST VICE PRESIDENT

Greg Meyers

SECOND VICE PRESIDENT

Carol Mims Galloway

SECRETARY

Diana Dávila

ASSISTANT SECRETARY

Paula M. Harris

Dianne Johnson

Harvin C. Moore

Manuel Rodríguez Jr.

Abelardo Saavedra, Ph.D.

SUPERINTENDENT OF SCHOOLS

Carla Stevens

ASSISTANT SUPERINTENDENT

DEPARTMENT OF RESEARCH AND ACCOUNTABILITY

Michael Thomas

RESEARCH MANAGER

Susannah M. Brown

Chih-Hsun Huang, Ed.D.

RESEARCH SPECIALISTS

Vera Lewis

Niam Ullah

APPLICATION SPECIALISTS

Houston Independent School District

Hattie Mae White Educational Support Center

4400 West 18th Street

Houston, Texas 77092-8501

Website: www.houstonisd.org

It is the policy of the Houston Independent School District not to discriminate on the basis of age, color, handicap or disability, ancestry, national origin, marital status, race, religion, sex, veteran status, or political affiliation in its educational or employment programs and activities.

RESEARCH



Assessment of Student Performance in Special Education 2008–2009

TABLE OF CONTENTS

Introduction	1
Administration.....	4
State and HISD TAKS Results.....	4
Spanish TAKS Results	9
State and HISD TAKS-M Results.....	12
State and HISD TAKS-Alt Results	15
District Performance	21
Alternative/Charter Region Performance.....	23
Central Region Performance.....	59
East Region Performance	171
North Region Performance.....	255
South Region Performance	381
Special Education Campus Performance	459
West Region Performance	465

Assessment of Student Performance in Special Education, Spring 2009

Introduction

According to the “No Child Left Behind” Act (NCLB), all students including students with disabilities must be tested annually using statewide assessments. The performance of students with disabilities must be reported at the state, district, and school levels. Therefore, this report will examine the performance of students with disabilities on the Texas Assessment of Knowledge and Skills (TAKS) including the TAKS-Accommodated, TAKS-Modified, and TAKS-Alternate in the Houston Independent School District (HISD). This report will provide demographic information for the students with disabilities served in HISD and their participation rates on state assessments, before presenting their performance results.

Table 1 provides the demographic characteristics of students with disabilities for 2008 and 2009 in HISD. The demographic characteristics of these students were retrieved from the Public Education Information Management System (PEIMS) for both years. District data comes from the PEIMS Edit+ Reports.

Table 1: Demographic Characteristics of HISD Students with Disabilities for 2008 and 2009						
	<u>2008</u>		<u>2009</u>		<u>2009 District</u>	
<u>Gender</u>	<u>N</u>	<u>%</u>	<u>N</u>	<u>%</u>	<u>N</u>	<u>%</u>
Female	6,015	33.0	5,543	32.8	98,094	49.0
Male	12,217	67.0	11,375	67.2	102,131	51.0
<u>Ethnicity</u>						
American Indian	6	0.0	4	0.0	157	0.1
Asian	230	1.3	227	1.3	6,501	3.2
African American	7,200	39.5	6,532	38.6	55,582	27.8
Hispanic	9,333	51.2	8,829	52.2	122,278	61.1
White	1,463	8.0	1,326	7.8	15,707	7.8
<u>Economically Disadvantaged</u>						
Yes	14,848	81.4	14,151	83.6		
No	3,384	18.6	2,767	16.4		
<u>Primary Disability</u>						
Orthopedic Impairment	278	1.5	238	1.4		
Other Health Impairment	1,423	7.8	1,430	8.5		
Auditory Impairment	405	2.2	387	2.3		
Visual Impairment	142	0.8	142	0.8		
Deaf-Blind	1	0.0	0	0.0		
Mental Retardation	1,903	10.4	1,894	11.2		
Emotional Disturbance	1,107	6.1	966	5.7		
Learning Disability	9,425	51.7	8,683	51.3		
Speech Impairment	2,681	14.7	2,204	13.0		
Autism	748	4.1	859	5.1		
Developmental Delay	0	0.0	0	0.0		
Traumatic Brain Injury	20	0.1	19	0.1		
Noncategorical Early Child.	99	0.5	96	0.6		
Total	18,232	100.0	16,918	100.0		

Students with disabilities account for approximately 10 percent of HISD's student population. In 2009, there were a total of 16,918 students with disabilities. This is a decrease from 2008 in which there were 18,232 students with disabilities. The majority of students with disabilities were male at 67.2 percent compared to 32.8 percent who were female. Also, in 2009, 52.2 percent of students with disabilities were Hispanic, 38.6 percent were African American, and 7.8 percent were White. Students with disabilities identified as economically disadvantaged accounted for 83.6 percent of the population in 2009. The majority of students, 51.3 percent, had a learning disability followed by 13.0 percent who had speech impairment, and 11.2 percent who had mental retardation as their primary disability. Less than one percent of students had a primary disability of visual impairment, traumatic brain injury, or noncategorical early childhood. There were no students identified as deaf-blind or with a developmental delay as their primary disability in 2009.

Tables 2 and 3 provide the ethnic distribution of HISD students with disabilities by primary disability for 2008 and 2009.

Table 2: Ethnic Distribution of HISD Students with Disabilities by Primary Disability for 2008

Primary Disability	<u>African American</u>		<u>Asian</u>		<u>Hispanic</u>		<u>White</u>	
	<u>N</u>	<u>%</u>	<u>N</u>	<u>%</u>	<u>N</u>	<u>%</u>	<u>N</u>	<u>%</u>
Orthopedic Impairment	84	1.2	7	3.0	163	1.7	24	1.6
Other Health Impairment	646	9.0	11	4.8	537	5.8	227	15.5
Auditory Impairment	90	1.3	9	3.9	277	3.0	29	2.0
Visual Impairment	45	0.6	7	3.0	74	0.8	16	1.1
Deaf-Blind	1	0.0	0	0.0	0	0.0	0	0.0
Mental Retardation	879	12.2	26	11.3	900	9.6	96	6.6
Emotional Disturbance	674	9.4	4	1.7	297	3.2	132	9.0
Learning Disability	3,826	53.1	56	24.3	5,095	54.6	446	30.5
Speech Impairment	657	9.1	80	34.8	1,595	17.1	349	23.9
Autism	267	3.7	29	12.6	316	3.4	136	9.3
Developmental Delay	0	0.0	0	0.0	0	0.0	0	0.0
Traumatic Brain Injury	3	0.0	0	0.0	15	0.2	2	0.1
Noncategorical Early Child.	28	0.4	1	0.4	64	0.7	6	0.4
Total	7,200	100.0	230	100.0	9,333	100.0	1,463	100.0

Table 3: Ethnic Distribution of HISD Students with Disabilities by Primary Disability for 2009

Primary Disability	<u>African American</u>		<u>Asian</u>		<u>Hispanic</u>		<u>White</u>	
	<u>N</u>	<u>%</u>	<u>N</u>	<u>%</u>	<u>N</u>	<u>%</u>	<u>N</u>	<u>%</u>
Orthopedic Impairment	67	1.0	7	3.1	145	1.6	19	1.4
Other Health Impairment	646	9.9	12	5.3	555	6.3	216	16.3
Auditory Impairment	84	1.3	8	3.5	268	3.0	27	2.0
Visual Impairment	39	0.6	6	2.6	78	0.9	19	1.4
Deaf-Blind	0	0.0	0	0.0	0	0.0	0	0.0
Mental Retardation	845	12.9	31	13.7	930	10.5	85	6.4
Emotional Disturbance	574	8.8	6	2.6	283	3.2	103	7.8
Learning Disability	3,441	52.7	53	23.3	4,777	54.1	412	31.1
Speech Impairment	529	8.1	67	29.5	1,315	15.0	293	22.1
Autism	288	4.4	37	16.3	395	4.5	139	10.5
Developmental Delay	0	0.0	0	0.0	0	0.0	0	0.0
Traumatic Brain Injury	3	0.0	0	0.0	10	0.1	6	0.5
Noncategorical Early Child.	16	0.2	0	0.0	73	0.8	7	0.5
Total	6,532	100.0	227	100.0	8,829	100.0	1,326	100.0

The majority of African American, Hispanic, and White students with disabilities were identified as having a learning disability during both school years. The percent of African American students with disabilities who were identified with a learning disability decreased by 0.4 percent from 53.1 percent in 2008 to 52.7 percent in 2009. The percent of Hispanic students with a learning disability decreased from 54.6 percent in 2008 to 54.1 percent in 2009. In 2009, Hispanic students had the highest percentage of students with a learning disability at 54.1 percent followed by African Americans at 52.7 percent, Whites with 31.1 percent and Asians with 23.3 percent. Speech impairment followed learning disability as the most identified primary disability for Hispanic (15.0 percent), and White (22.1 percent) students with disabilities and was the prominent disability for Asian students at 29.5 percent. The second most common disability for African American students was mental retardation at 12.9 percent.

Texas Assessment of Knowledge and Skills (TAKS), including the TAKS-Accommodated Form

The Texas Assessment of Knowledge and Skills (TAKS) was first administered in the spring of 2003. The TAKS measures the statewide curriculum in reading/English language arts (ELA) and mathematics for grades 3–11; in writing grades 4 and 7; in science grades 5, 8, 10, and 11; and in social studies grades 8, 10, and 11. The Spanish TAKS is administered in grades 3–6 in reading and mathematics, in grade 4 for writing, and in grade 5 for science. The TAKS included an accommodated form called TAKS (Accommodated) for students served by special education who meet the eligibility requirements for specific accommodations. The TAKS (Accommodated) form includes some format accommodations such as larger font and fewer test items per page. Also, field-test questions were not included in the TAKS (Accommodated). The TAKS (Accommodated) was available in Spanish and for all grades and subjects that are assessed with the TAKS.

Administration of the TAKS Examination to HISD Students

The TAKS Examination schedule (Table 4) lists the various subtests administered districtwide during the spring of 2009.

Table 4: The TAKS Examination Schedule for Spring 2009		
<u>Subject/Subtest</u>	<u>Grade Level</u>	<u>Date Administered</u>
Writing	4, 4 Spanish, 7	March 3, 2009
English/Language Arts	10, 11	March 3, 2009
Reading	3, 3 Spanish, 5, 5 Spanish, 8, 9	March 3, 2009
Mathematics	5, 5 Spanish, 8	April 7, 2009
Mathematics	3–4, 3–4 Spanish, 6, 6 Spanish, 7, 9–11	April 28–30, 2009
Reading	4, 4 Spanish, 6–7, 6 Spanish, 3, 3 Spanish (retest), 5, 5 Spanish (retest), 8 (retest)	April 28–30, 2009
Science	5, 5 Spanish, 8, 10, 11	April 28–30, 2009
Social Studies	8, 10, 11	May 1, 2009
Mathematics	5, 5 Spanish (retest), 8 (retest)	May 19, 2009

Analysis of TAKS Examination Results

Results for grades 3–11 from the English TAKS for reading/ELA and mathematics; writing grades 4 and 7; science grades 5, 8, 10, and 11; and social studies grades 8, 10 and 11 were examined in this report. Similarly, results for grades 3–6 from the Spanish TAKS for reading and mathematics, grade 4 for writing, and grade 5 for science are provided. All students are required to take the TAKS test with two exceptions: 1) students required to take the TAAS test to meet their graduation requirement; and 2) those who are exempt from it and are tested on an alternate instrument as dictated by their Individual Education Plan (IEP). Grades three, five, and eight reading tests had three separate test administrations in 2009 due to the state's Student Success Initiative: March 3, April 29 (students not previously passed), and July 1 (students not previously passed). Grades 5 and 8 mathematics also had three administrations: April 7, May 19, and June 30. The TAKS reading and math results for grades three, five, and eight reported in this report reflect the first administration. Districtwide results were compared to statewide performance for all students on both the English and Spanish versions of the TAKS. For comparison purposes, two years of data were reported.

Results are reported as percent "met standard", which corresponds to a scale score of 2100. Additionally, the TAKS also reported a statistic defined as percent "commended performance." The "commended performance" is passing at a higher standard, specifically, a scale score of 2400. A section of tables and figures comparing these two categories of data (met standard and commended performance) for HISD and the state is included in this report.

English TAKS Results for HISD and the State

The state TAKS exam results for students with disabilities who took the English version were compared to HISD districtwide results for grades 3–11. This process also included a comparison of state and HISD results in all of the TAKS content areas. The information regarding the HISD and state comparisons for reading, mathematics, writing, science, social studies, and all tests taken is presented in Tables 5–10. The percent of students meeting the TAKS passing standard is included in the analysis. For the first time, the results of students taking TAKS (Accommodated) were included in the 2008 TAKS performance. Therefore, the 2008 and 2009 TAKS results include performance on TAKS (Accommodated). The percent of students earning the commended status is also included. The 2008 and 2009 results for grade three reading and grades

five and eight reading and math are from the first administration. District data presented for 2008 are taken from the corrected electronic file provided by the testing contractor on June 23, 2008.

Reading

State and HISD reading (grades 3–9) and English Language Arts (grades 10–11) results on the English version of the TAKS from 2009 were examined. The results from a comparative analysis of these data are presented in **Table 5**.

Table 5: State and HISD English TAKS Results for Reading (Grades 3–9) and English Language Arts (Grades 10–11) for Students with Disabilities: Spring 2008 and 2009

Grade Level	District/ State	Number Tested		Percent Met Standard		Percent Commended		Average Scale Score	
		2008	2009	2008	2009	2008	2009	2008	2009
3	HISD	528	350	58	71	16	24	2148	2200
	Texas	19,253	16,630	68	75	21	26	2189	2219
4	HISD	650	443	53	59	9	13	2097	2133
	Texas	21,611	18,088	54	61	10	13	2113	2145
5	HISD	768	545	46	56	8	11	2059	2113
	Texas	22,230	18,431	51	57	9	11	2089	2122
6	HISD	834	557	46	55	9	14	2065	2116
	Texas	23,843	19,027	59	68	13	15	2126	2177
7	HISD	930	670	38	36	3	5	2031	2045
	Texas	25,113	20,048	45	45	6	5	2064	2079
8	HISD	913	722	50	57	10	10	2088	2116
	Texas	24,877	20,768	60	67	12	13	2131	2160
9	HISD	1,159	961	34	44	3	3	2028	2059
	Texas	28,622	26,054	45	52	5	3	2068	2086
10	HISD	621	618	43	41	2	1	2085	2069
	Texas	20,912	18,276	46	48	1	2	2098	2091
11	HISD	422	416	50	57	2	3	2099	2115
	Texas	15,268	15,055	53	60	2	3	2113	2129

Note: Third, fifth and eighth grade reading results reflect the first administration.

- The number of HISD students with disabilities that participated in the 2009 TAKS reading/ELA test decreased slightly from 6,825 in 2008 to 5,282 in 2009. Grade 6 experienced the largest decrease with 277 fewer students taking the test in 2009.
- On the 2009 TAKS reading/English Language Arts tests, the state outperformed HISD in all grades for percent passing and average scale scores. In grades 4, 5, 7, 9 and 11 for percent commended, HISD's performance equaled that of the state.
- A gap analysis of the percent passing the 2009 TAKS reading test results between the state and HISD revealed the largest difference of 13 percentage points for grade 6 while the smallest gap in 2009 was at grade 5 with just a one-percentage-point difference. The district closed the gap with the state in 2009 at grades 3, 5 and 9.

- In reviewing the HISD results for the 2009 TAKS reading/English Language Arts tests, third graders outperformed all other grades with 71 percent of the students meeting standards on the TAKS.
- When comparing the district's passing rates from 2008 to 2009 at the state passing standard, scores increased for all grades, with the exception of grades 7 and 10. The greatest increase, 13 percentage points, was at the third grade where the passing rate went from 58 percent to 71 percent over the past year.
- In terms of students earning the commended status on the 2009 TAKS reading/English Language Arts tests, the state reported a range of two percent commended in grade 10 to 26 percent commended in grade 3. HISD reported a range of one percent commended in grade 10 to 24 percent commended in grade 3.
- With the exception of grade 10, average scale scores increased at all grades tested from 2008 to 2009 for both HISD and the state.

Mathematics

State and HISD mathematics (grades 3–11) results on the English version of the TAKS for 2009 were examined. The results from a comparative analysis of these data are presented in **Table 6**.

Table 6: State and HISD English TAKS Results for Mathematics (Grades 3–11) for Students with Disabilities: Spring 2008 and 2009

Grade Level	District/State	Number Tested		Percent Met Standard		Percent Commended		Average Scale Score	
		2008	2009	2008	2009	2008	2009	2008	2009
3	HISD	564	418	62	72	13	18	2138	2190
	Texas	21,174	18,676	63	68	16	21	2156	2186
4	HISD	694	476	61	71	14	20	2137	2193
	Texas	22,909	18,876	57	65	13	19	2129	2176
5	HISD	807	587	55	63	15	22	2121	2176
	Texas	22,846	18,882	52	59	14	20	2112	2158
6	HISD	895	603	28	37	7	9	1986	2031
	Texas	24,527	18,744	39	46	9	11	2041	2090
7	HISD	950	673	24	31	2	3	2011	2040
	Texas	24,852	18,750	32	42	3	3	2039	2075
8	HISD	910	674	23	34	2	4	1998	2032
	Texas	23,421	18,703	30	44	3	5	2026	2072
9	HISD	1,107	916	12	15	1	2	1908	1946
	Texas	26,695	22,786	16	23	2	3	1936	1978
10	HISD	573	581	15	14	2	1	1968	1971
	Texas	18,891	15,470	17	21	1	1	1978	1994
11	HISD	395	379	32	36	3	5	2035	2059
	Texas	13,617	12,262	30	35	3	4	2034	2052

Note: Fifth and eighth grade mathematics results reflect the first administration.

- On the 2009 TAKS mathematics test, HISD outperformed the state at grades 3, 4, 5 and 11 on percent met standard.
- A gap analysis of the percent passing the 2009 TAKS mathematics test results between the state and HISD revealed the largest difference of 11 percentage points for grade 7 where the state outperformed HISD while the smallest gap in 2009 was at grade 11 with a one-percentage point difference where HISD outperformed the state.
- For the spring 2009 TAKS mathematics test, the state's scores at the passing standard ranged from 21 percent for tenth grade to 68 percent for third grade. The HISD scores at this same standard ranged from 14 percent for grade 10 to 72 percent for grade 3.
- When comparing the district's passing rates from 2008 to 2009 at the state passing standard, scores increased for eight of the nine grades tested with grade 8 showing the most significant increase of 11 percentage points.
- Grade 3 for the state and grade 5 for HISD reported the greatest percentage of commended students on the mathematics test with 21 percent and 22 percent commended, respectively.
- Average scale scores increased at all grades tested from 2008 to 2009 for both HISD and the state, with grade 4 for HISD and grade 6 for the state boasting the greatest increases over the past year.

Writing

State and HISD writing results on the English version of the TAKS for 2009 were examined. The results from a comparative analysis of these data are presented in **Table 7**.

Table 7: State and HISD English TAKS Results for Writing (Grades 4 & 7) for Students with Disabilities: Spring 2008 and 2009

Grade Level	District/ State	Number Tested		Percent Met Standard		Percent Commended		Average Scale Score	
		<u>2008</u>	<u>2009</u>	<u>2008</u>	<u>2009</u>	<u>2008</u>	<u>2009</u>	<u>2008</u>	<u>2009</u>
4	HISD	700	474	62	66	11	12	2180	2222
	Texas	20,132	16,316	64	68	10	12	2192	2233
7	HISD	928	648	45	54	4	4	2095	2125
	Texas	23,876	18,152	54	64	4	5	2127	2163

- For the spring 2009 TAKS writing test, the state outperformed HISD on percent passing and average scale score in both fourth and seventh grades. The state outperformed HISD in seventh grade for percent commended, and in fourth grade HISD matched the state.
- The state's scores at the passing standard were 68 percent for fourth grade and 64 percent for seventh grade. The HISD scores at this same standard were 66 percent for grade four and 54 percent for grade seven.

Science

State and HISD results on the English version of the TAKS for science for 2009 were examined. The results from a comparative analysis of these data are presented in **Table 8**.

Table 8: State and HISD English TAKS Results for Science (Grades 5, 8, & 10–11) for Students with Disabilities: Spring 2008 and 2009

Grade Level	District/ State	Number Tested		Percent Met Standard		Percent Commended		Average Scale Score	
		<u>2008</u>	<u>2009</u>	<u>2008</u>	<u>2009</u>	<u>2008</u>	<u>2009</u>	<u>2008</u>	<u>2009</u>
5	HISD	708	496	60	72	20	30	2137	2225
	Texas	20,042	17,178	60	69	19	26	2136	2202
8	HISD	914	667	24	30	4	4	1945	1993
	Texas	21,138	17,757	29	38	4	6	1983	2040
10	HISD	598	592	18	18	2	1	1957	1969
	Texas	19,058	16,574	24	26	2	2	1992	2007
11	HISD	423	392	35	46	1	4	2055	2091
	Texas	14,461	13,400	38	47	2	3	2069	2089

- For the spring 2009 TAKS science test, the state outperformed HISD on the percent passing for all grades with the exception of grade 5 where HISD outperformed the state.
- HISD's fifth and eleventh graders outperformed the state for percent commended. Grade five reported the greatest percentage of commended students on the science test for both HISD and the state.

Social Studies

State and HISD results on the English version of the TAKS for social studies for 2009 were examined. The results from a comparative analysis of these data are presented in **Table 9**.

Table 9: State and HISD English TAKS Results for Social Studies (Grades 8 & 10–11) for Students with Disabilities: Spring 2008 and 2009

Grade Level	District/ State	Number Tested		Percent Met Standard		Percent Commended		Average Scale Score	
		<u>2008</u>	<u>2009</u>	<u>2008</u>	<u>2009</u>	<u>2008</u>	<u>2009</u>	<u>2008</u>	<u>2009</u>
8	HISD	908	666	60	65	9	11	2148	2163
	Texas	21,394	18,410	64	72	11	15	2169	2194
10	HISD	593	614	49	51	7	6	2095	2107
	Texas	19,813	18,058	55	60	6	9	2115	2143
11	HISD	423	406	67	81	9	15	2188	2225
	Texas	15,558	15,042	73	82	10	15	2196	2230

- For the spring 2009 TAKS social studies test, the state outperformed HISD on percent passing and average scale score in all grades tested. HISD's performance equaled that of the state in tenth grade for percent commended.
- The state's scores at the passing standard were 72 percent for eighth grade, 60 percent for tenth grade, and 82 percent for eleventh grade. The HISD scores, at this same standard, were 65 percent for grade 8, 51 percent for grade 10, and 81 percent for grade 11.

All Tests Taken

State and HISD results on the English version of the TAKS for all tests taken at each grade for 2009 were examined. The results from a comparative analysis of these data are presented in **Table 10**. All tests taken cannot be calculated for grades with multiple administrations.

Table 10: State and HISD English TAKS Results for All Tests Taken (Grades 3–11) for Students with Disabilities: Spring 2008 and 2009

Grade Level	<u>District/State</u>	<u>Number Tested</u>		<u>Percent Met Standard</u>		<u>Percent Commended</u>	
		<u>2008</u>	<u>2009</u>	<u>2008</u>	<u>2009</u>	<u>2008</u>	<u>2009</u>
3	HISD	—	—	—	—	—	—
	Texas	—	—	—	—	—	—
4	HISD	830	588	39	48	3	6
	Texas	24,770	20,947	39	46	3	5
5	HISD	—	—	—	—	—	—
	Texas	—	—	—	—	—	—
6	HISD	925	643	24	33	4	5
	Texas	25,959	20,945	34	43	5	6
7	HISD	1,044	791	16	22	1	1
	Texas	27,999	22,648	23	28	1	1
8	HISD	—	—	—	—	—	—
	Texas	—	—	—	—	—	—
9	HISD	1,300	1,053	11	15	1	1
	Texas	31,308	28,094	18	24	1	1
10	HISD	677	686	10	8	0	0
	Texas	23,234	20,528	13	16	0	0
11	HISD	473	456	21	26	0	1
	Texas	17,354	16,833	25	30	1	1

(—) Not Available

- For the spring 2009 TAKS on all tests taken, the state outperformed HISD at all grade levels in percent passing, with the exception of grade 4. In grade 4, HISD outperformed the state for both percent passing and percent commended and equaled the state for all other grades, except grade 6, for percent commended.
- Grade 4 reported the highest percentage of students passing with 46 percent passing for the state and 48 percent passing for HISD.
- With the exception of HISD's tenth graders, the 2009 HISD percent passing results showed increases from 2008 in all six grades for which All Tests Taken is reported.
- The highest percentage of commended students for All Tests Taken for HISD was at grade 4, which reported 6 percent commended and at grade 6 for the state, also with 6 percent commended.

Spanish TAKS Results for HISD and the State

The TAKS exam results for students with disabilities who took the Spanish version statewide were compared to HISD districtwide results for grades three through six. The information

regarding the HISD and state comparisons for reading, mathematics, writing, and science is presented in the next few sections. As stated previously, district data presented for 2008 are taken from the corrected electronic file provided by the testing contractor on June 23, 2008. Also, the results of students taking TAKS (Accommodated) were included in the 2008 and 2009 TAKS performance.

Reading

State and HISD reading results on the Spanish version of the TAKS for 2009 were examined. The results from a comparative analysis of these data are presented in **Table 11**.

Table 11: State and HISD Spanish TAKS Results for Reading (Grades 3–6) for Students with Disabilities: Spring 2008 and 2009

Grade Level	District/ State	Number Tested		Percent Met Standard		Percent Commended		Average Scale Score	
		<u>2008</u>	<u>2009</u>	<u>2008</u>	<u>2009</u>	<u>2008</u>	<u>2009</u>	<u>2008</u>	<u>2009</u>
3	HISD	187	147	58	49	9	8	2111	2090
	Texas	1,264	1,162	48	49	5	9	2078	2086
4	HISD	120	109	48	54	7	6	2051	2081
	Texas	713	750	37	46	5	6	2025	2063
5	HISD	8	1	63	*	25	*	2168	*
	Texas	273	236	38	31	4	2	2019	1988
6	HISD	0	0						
	Texas	41	9	17	67	0	11	1877	2148

Note: Third and fifth grade reading results reflect the first administration.

(*) Fewer than five students tested.

- On the 2009 Spanish TAKS reading test, HISD students with disabilities in grade 4 outperformed their state counterparts by 8 percentage points as measured at the state passing standard. HISD third graders equaled the state with 49 percent of students meeting the TAKS state passing standard in reading. Comparative data for HISD was not available for grades 5 and 6.
- In terms of commended status on the reading test, HISD students with disabilities were outperformed by their counterparts in the state in grade 3 but equaled the state in grade 4.

Mathematics

State and HISD mathematics results on the Spanish version of the TAKS for 2009 were examined. The results from a comparative analysis of these data are presented in **Table 12**.

- HISD students with disabilities outperformed their state counterparts on the Spanish TAKS mathematics test for the percent passing at the state standard for all grades with data. HISD fourth graders reported the highest percent passing the standard at 61 percent compared to 52 percent passing for the state.
- In grade 4, HISD students with disabilities outperformed their state counterparts on the Spanish TAKS mathematics test for commended status, while the state's third graders outperformed HISD's. Again, comparison data for grades five and six are not available for HISD.

Table 12: State and HISD Spanish TAKS Results for Mathematics (Grades 3–6) for Students with Disabilities: Spring 2008 and 2009

Grade Level	District/ State	Number Tested		Percent Met Standard		Percent Commended		Average Scale Score	
		2008	2009	2008	2009	2008	2009	2008	2009
3	HISD	193	156	55	53	12	7	2132	2076
	Texas	1,190	1,016	47	50	8	10	2084	2092
4	HISD	125	114	51	61	14	20	2085	2122
	Texas	648	611	39	52	10	15	2030	2087
5	HISD	7	0	57		0		2103	
	Texas	206	157	23	20	1	5	1929	1919
6	HISD	2	0	*		*		*	
	Texas	48	4	6	*	0	*	1738	*

Note: Third and fifth grade reading results reflect the first administration.

(*) Fewer than five students tested.

Writing

State and HISD writing results on the Spanish version of the TAKS for 2009 were examined for fourth grade. The results from a comparative analysis of these data are presented in **Table 13**.

Table 13: State and HISD Spanish TAKS Results for Writing (Grade 4) for Students with Disabilities: Spring 2008 and 2009

Grade Level	District/ State	Number Tested		Percent Met Standard		Percent Commended		Average Scale Score	
		2008	2009	2008	2009	2008	2009	2008	2009
4	HISD	121	112	59	63	8	11	2200	2212
	Texas	771	845	59	63	6	6	2177	2196

- On the 2009 Spanish TAKS writing test, both HISD and the state had 63 percent of fourth graders meeting the standard. However, HISD fourth graders outscored their state counterparts in the percentage of commended students at 11 percent compared to 6 percent for the state.

Science

State and HISD writing results on the Spanish version of the TAKS for 2009 were examined for fifth grade. The results from a comparative analysis of these data are presented in **Table 14**.

Table 14: State and HISD Spanish TAKS Results for Science (Grade 5) for Students with Disabilities: Spring 2008 and 2009

Grade Level	District/ State	Number Tested		Percent Met Standard		Percent Commended		Average Scale Score	
		2008	2009	2008	2009	2008	2009	2008	2009
5	HISD	7	0	71		14		2113	
	Texas	129	82	15	21	1	2	1874	1910

- At the state level, the number of students taking the Spanish TAKS science test decreased from 129 students in 2008 to 82 students in 2009 but performance levels increased for percent passing, percent commended and average scale scores.
- On the 2009 Spanish TAKS science test, there were no HISD fifth grade test takers.

All Tests Taken

State and HISD results for all tests taken on the Spanish version of the TAKS for 2009 were examined. The results from a comparative analysis of these data are presented in **Table 15**. All tests taken cannot be calculated for grades with multiple administrations of any subject.

Table 15: State and HISD Spanish TAKS Results for All Tests Taken (Grades 3–6) for Students with Disabilities: Spring 2008 and 2009

Grade Level	District/State	Number Tested		Percent Met Standard		Percent Commended	
		<u>2008</u>	<u>2009</u>	<u>2008</u>	<u>2009</u>	<u>2008</u>	<u>2009</u>
3	HISD	—	—	—	—	—	—
	Texas	—	—	—	—	—	—
4	HISD	132	120	36	44	1	3
	Texas	855	901	27	37	2	2
5	HISD	—	—	—	—	—	—
	Texas	—	—	—	—	—	—
6	HISD	2	0	*		*	
	Texas	60	9	7	56		11

(—) Not Available

- In 2009, on the Spanish TAKS test, HISD students outperformed their state counterparts on all tests taken in the fourth grade with HISD fourth graders reporting 44 percent meeting the standard, compared to 37 percent for the state.

Texas Assessment of Knowledge and Skills-Modified (TAKS-M)

The TAKS-M is an alternate assessment based on modified academic achievement standards for students receiving special education services who meet eligibility criteria. Some of the modifications of the TAKS-M includes fewer test items, reduced number of answer choices, Verdana font and a larger point size, more white space, simplified sentence structure, vocabulary, and graphics, and deleted extraneous information.

According to the Texas Education Agency (TEA), in order to determine eligibility, students must first meet the following description, “Students receiving special education services who have a disability that significantly affects academic progress in the grade-level curriculum and precludes the achievement of grade-level proficiency within a school year will be assessed with TAKS-M.” Then the ARD committee determines if a student’s knowledge and skills in one or more subject areas can best be assessed with TAKS-M, if the student meets all of the following participation criteria. The student:

- needs extensive modifications and/or accommodations to classroom instruction, assignments, and assessments to access and demonstrate progress in the grade-level TEKS,

- demonstrates academic progress in such a way that even if significant growth occurs during the school year, the ARD committee is reasonably certain that the student will not achieve grade-level proficiency as demonstrated by multiple valid measures of evidence,
- meets some but not all of the participation criteria of TAKS-Alternate, and
- requires an alternate form of TAKS which is more closely aligned with instructional modifications in order to demonstrate knowledge of the grade-level TEKS.

The TAKS-M was available for all grades and subjects tested on TAKS. However, Spanish versions of TAKS-M were not available. In addition, standard setting did not occur until August 2008, after the assessment was administered. Passing standards for TAKS-M were only set for NCLB-required grades and subjects. Standard setting for the remaining subjects and grades will occur after the spring 2009 administration of the TAKS-M. Therefore, TAKS-M results were only provided for the following grades and subjects: mathematics at grades 3-8, and 10; reading at grades 3-8; ELA at grade 10; and science at grades 5, 8, and 10.

Reading

State and HISD reading (grades 3–8) and English Language Arts (grade 10) results on the TAKS-M from 2008 and 2009 were examined. The results are presented in **Table 16**.

Grade Level	District/ State	Number Tested		Percent Met Standard		Percent Commended		Average Scale Score	
		<u>2008</u>	<u>2009</u>	<u>2008</u>	<u>2009</u>	<u>2008</u>	<u>2009</u>	<u>2008</u>	<u>2009</u>
3	HISD	492	575	80	80	16	20	2225	2242
	Texas	10,199	11,339	83	85	15	17	2229	2242
4	HISD	739	734	74	79	14	16	2207	2226
	Texas	12,296	13,206	76	79	11	11	2201	2211
5	HISD	813	877	74	77	14	18	2203	2229
	Texas	13,216	15,087	77	79	13	14	2213	2222
6	HISD	756	766	66	74	8	9	2172	2195
	Texas	12,411	14,123	75	78	8	8	2192	2205
7	HISD	724	747	74	76	10	15	2200	2218
	Texas	12,223	13,885	78	81	10	11	2207	2220
8	HISD	714	723	74	74	9	11	2191	2195
	Texas	11,757	14,331	77	79	11	11	2205	2213
10	HISD	322	447	57	68	7	13	2133	2191
	Texas	10,206	11,736	78	80	15	17	2222	2235

- There were a total of 4,869 HISD students with disabilities that were tested on the 2009 TAKS-M reading test. The number of HISD students who participated ranged from 877 in fifth grade to 447 in tenth grade.
- On the reading TAKS-M, HISD third graders experienced the highest percent of students meeting the standard with 80 percent, while tenth grade had the lowest at 68 percent. With the exception of grade 4, the state outperformed HISD at all grades in meeting the standard.

- The percent of HISD students meeting the commended standard ranged from nine percent in grade 6 to 20 percent in grade 3. HISD outperformed or matched the state on the percent commended in all grades with the exception of grade 10.
- The state outperformed HISD on average scale scores for grades 6 through 10 but HISD outperformed or matched the state in the remaining grades (grades 3, 4 and 5).

Mathematics

State and HISD mathematics results on the TAKS-M from 2008 and 2009 were examined. The results are presented in **Table 17**.

Grade Level	District/State	Number Tested		Percent Met Standard		Percent Commended		Average Scale Score	
		2008	2009	2008	2009	2008	2009	2008	2009
3	HISD	498	584	74	83	17	26	2220	2277
	Texas	9,644	10,890	75	82	15	19	2210	2245
4	HISD	683	708	69	79	14	19	2189	2244
	Texas	11,007	12,662	70	78	10	13	2181	2214
5	HISD	788	865	62	74	14	26	2175	2249
	Texas	12,999	15,126	65	74	13	18	2178	2220
6	HISD	700	718	55	65	5	12	2116	2168
	Texas	11,764	14,477	63	71	6	9	2143	2176
7	HISD	702	757	53	66	5	17	2112	2195
	Texas	12,449	15,280	58	69	7	11	2137	2179
8	HISD	711	770	46	57	3	8	2086	2132
	Texas	13,201	16,506	52	64	5	9	2115	2159
10	HISD	339	452	26	37	1	0	2052	2072
	Texas	11,531	13,934	43	51	1	2	2088	2109

- There were a total of 4,854 students with disabilities that were tested on the 2009 TAKS-M mathematics test. The number of HISD students who participated ranged from 452 in tenth grade to 865 in fifth grade.
- The third grade experienced the highest percent of students meeting the passing standard with 83 percent, while tenth grade had the lowest at 37 percent. The state outperformed HISD at all grades in meeting the standard, with the exception of third, fourth and fifth grades.
- The percent of HISD students meeting the commended standard ranged from zero percent in grade 10 to 26 percent in grades 3 and 5. HISD outperformed the state on the percent commended in grades 3, 4, 5, 6 and 7. HISD was outperformed by the state in the remaining two grades.
- On the 2009 TAKS-M mathematics test, HISD outperformed the state on average scale scores at grades 3, 4, 5 and 7.

Science

State and HISD science results on the TAKS-M from 2008 and 2009 were examined. The results are presented in **Table 18**.

Table 18: State and HISD English TAKS-M Results for Science (Grades 5, 8 and 10) for Students with Disabilities: Spring 2008 and 2009

Grade Level	District/ State	Number Tested		Percent Met Standard		Percent Commended		Average Scale Score	
		<u>2008</u>	<u>2009</u>	<u>2008</u>	<u>2009</u>	<u>2008</u>	<u>2009</u>	<u>2008</u>	<u>2009</u>
3	HISD	895	950	41	54	7	13	2050	2109
	Texas	15,919	16,827	45	48	7	7	2065	2085
4	HISD	689	773	35	51	2	6	2048	2102
	Texas	15,163	16,864	49	56	4	6	2095	2123
5	HISD	300	411	21	33	2	1	1985	2032
	Texas	10,957	12,291	46	51	5	6	2084	2107

- There were a total of 2,134 HISD students with disabilities who participated on the 2009 TAKS-M science test. The number of HISD students ranged from 411 in tenth grade to 950 in fifth grade.
- The fifth grade experienced the highest percent of HSD students meeting the passing standard with 54 percent, while tenth grade had the lowest at 33 percent. The state outperformed HISD in grades 8 and 10 in meeting the standard. In grade 5, HISD outperformed the state.
- The percent of HISD students meeting the commended standard ranged from one percent in grade 10 to 13 percent in grade 5. HISD outperformed the state for percent commended in grade 5, equaled the state in grade 8 and was outperformed by the state in grade 10.
- The state outperformed HISD on average scale scores for grades 8 and 10 but HISD outperformed the state in grade 5.

Texas Assessment of Knowledge and Skills-Alternate (TAKS-Alt)

The TAKS-Alt is an assessment based on alternate academic achievement standards and is designed for students with significant cognitive disabilities who meet the participation requirements. The TAKS-Alt is not a traditional paper-and-pencil or multiple-choice test. Teachers observe students as they complete teacher-designed activities that link to the grade-level TEKS curriculum through prerequisite skills. Teachers then score student performance using the TAKS-Alt rubric and submit results and documentation through the TAKS-Alt online system. The TAKS-Alt is available for all grades and subjects tested on TAKS.

According to TEA, "Students receiving special education services who have the most significant cognitive disabilities and are unable to participate in the other statewide assessments even with substantial accommodations and/or modifications will be assessed with TAKS-Alt." The ARD committee may determine that a student's knowledge and skills can best be assessed with TAKS-Alt if the student meets all of the following participation criteria.

The student:

- requires supports to access the general curriculum that may include assistance involving communication, response style, physical access, or daily living skills,

- requires direct, intensive, individualized instruction in a variety of settings to accomplish the acquisition, maintenance and generalization of skills,
- accesses and participates in the grade-level Texas Essential Knowledge and Skills (TEKS) through activities that focus on prerequisite skills,
- demonstrates knowledge and skills routinely in class by methods other than paper-and-pencil tasks, and
- demonstrates performance objectives that may include real life applications of the grade-level TEKS as appropriate to the student's abilities and needs.

Reading

State and HISD reading (grades 3–9) and English Language Arts (grades 10–11) results on the TAKS-Alt from 2008 and 2009 were examined. The results are presented in **Table 19**.

Table 19: State and HISD English TAKS-Alt Results for Reading (Grades 3–9) and English Language Arts (Grades 10–11) for Students with Disabilities: Spring 2008 and 2009

<u>Grade Level</u>	<u>District/ State</u>	<u>Number Tested</u>		<u>Percent Met Standard</u>		<u>Percent Commended</u>	
		<u>2008</u>	<u>2009</u>	<u>2008</u>	<u>2009</u>	<u>2008</u>	<u>2009</u>
3	HISD	127	142	68	63	28	4
	Texas	2,611	3,146	89	84	40	9
4	HISD	95	128	73	63	27	1
	Texas	2,401	2,860	89	82	42	6
5	HISD	118	125	75	74	36	6
	Texas	2,309	2,784	87	82	39	9
6	HISD	101	120	79	63	15	10
	Texas	2,378	2,728	88	80	42	6
7	HISD	94	117	73	70	17	5
	Texas	2,225	2,631	87	83	40	4
8	HISD	90	118	72	68	23	5
	Texas	2,523	2,723	87	80	40	5
9	HISD	113	116	68	76	19	3
	Texas	2,240	2,680	85	80	39	3
10	HISD	107	109	70	72	22	5
	Texas	2,052	2,249	85	81	36	4
11	HISD	85	115	75	77	27	7
	Texas	1,842	2,152	86	80	37	4

- A total of 1090 HISD students with disabilities participated on the 2009 TAKS-Alt reading assessment. The number of HISD students ranged from 109 in grade 10 to 142 in grade 3.
- On the TAKS-Alt reading test, the state outperformed HISD in all grades for percent passing. The state's scores at the passing standard ranged from 80 percent for sixth, eighth, ninth and eleventh grades to 84 percent for third grade. The HISD scores at this same standard ranged from 63 percent for third, fourth and sixth grades to 77 percent for eleventh grade.
- For commended performance, HISD outperformed the state in grades 6, 7, 10 and 11 and matched the state in grades 8 and 9.

- Grades 3 and 5 for the state and grade 6 for HISD reported the greatest percentage of commended students on the reading test with 9 percent and 10 percent commended, respectively.

Mathematics

State and HISD mathematics results on the TAKS-Alt from 2008 and 2009 were examined. The results are presented in **Table 20**.

Table 20: State and HISD English TAKS-Alt Results for Mathematics (Grades 3–11) for Students with Disabilities: Spring 2008 and 2009

Grade Level	District/ State	Number Tested		Percent Met Standard		Percent Commended	
		<u>2008</u>	<u>2009</u>	<u>2008</u>	<u>2009</u>	<u>2008</u>	<u>2009</u>
3	HISD	127	142	66	68	26	8
	Texas	2,614	3,151	87	85	37	14
4	HISD	95	130	75	74	25	7
	Texas	2,403	2,865	89	86	40	17
5	HISD	117	126	74	81	32	8
	Texas	2,312	2,786	87	87	38	15
6	HISD	101	120	80	66	17	12
	Texas	2,381	2,730	88	85	41	12
7	HISD	97	117	75	82	14	10
	Texas	2,232	2,636	87	86	39	9
8	HISD	91	118	76	75	22	11
	Texas	2,530	2,727	87	82	39	8
9	HISD	113	116	68	78	19	3
	Texas	2,244	2,681	84	80	37	5
10	HISD	107	110	71	79	22	5
	Texas	2,044	2,250	84	84	35	5
11	HISD	85	116	73	75	25	5
	Texas	1,841	2,151	85	81	36	4

- A total of 1095 HISD students with disabilities participated on the 2009 TAKS-Alt math assessment. The number of HISD students ranged from 110 in grade 10 to 142 in grade 3.
- On the TAKS-Alt mathematics test, the state outperformed HISD in all grades for percent passing. The state's scores at the passing standard ranged from 80 percent for ninth grade to 87 percent for fifth grade. The HISD scores at this same standard ranged from 66 percent for sixth grade to 82 percent for seventh grade.
- For percent commended, HISD outperformed or matched the state at grades 6, 7, 8, 10 and 11.
- Grade 4 for the state and grade 6 for HISD reported the greatest percentage of commended students on the mathematics test with 17 percent and 12 percent commended, respectively.

Writing

State and HISD writing results on the TAKS-Alt from 2008 and 2009 were examined. The results are presented in **Table 21**.

Table 21: State and HISD English TAKS-Alt Results for Writing (Grades 4 & 7) for Students with Disabilities: Spring 2008 and 2009

Grade Level	District/State	Number Tested		Percent Met Standard		Percent Commended	
		<u>2008</u>	<u>2009</u>	<u>2008</u>	<u>2009</u>	<u>2008</u>	<u>2009</u>
4	HISD	94	128	74	69	26	2
	Texas	2,396	2,855	88	86	39	7
7	HISD	97	117	72	69	15	3
	Texas	2,224	2,628	86	83	37	5

- A total of 245 HISD students with disabilities participated on the 2009 TAKS-Alt writing assessment. There were 128 students in grade 4 and 117 in grade 7.
- On the TAKS-Alt writing test, the state outperformed HISD on percent passing and percent commended in both fourth and seventh grades.
- The state's scores at the passing standard were 86 percent for fourth grade and 83 percent for seventh grade. The HISD scores at this same standard were 69 percent for grades 4 and 7.

Science

State and HISD science results on the TAKS-Alt from 2008 and 2009 were examined. The results are presented in **Table 22**.

Table 22: State and HISD English TAKS-Alt Results for Science (Grades 5, 8 10 & 11) for Students with Disabilities: Spring 2008 and 2009

Grade Level	District/State	Number Tested		Percent Met Standard		Percent Commended	
		<u>2008</u>	<u>2009</u>	<u>2008</u>	<u>2009</u>	<u>2008</u>	<u>2009</u>
5	HISD	117	125	77	79	36	10
	Texas	2,309	2,785	87	88	40	14
8	HISD	89	118	75	76	21	11
	Texas	2,519	2,724	87	87	40	10
10	HISD	107	110	69	82	21	8
	Texas	2,042	2,251	84	85	37	8
11	HISD	85	116	72	75	27	6
	Texas	1,840	2,148	86	81	39	6

- A total of 469 HISD students with disabilities participated on the 2009 TAKS-Alt science assessment. The number of HISD students ranged from 110 in grade 10 to 125 in grade 5.
- On the TAKS-Alt science test, the state outperformed HISD on percent passing for all grades tested and percent commended in grade 5. In grade 8, HISD outperformed the state and in grades 10 and 11 equaled the state for commended performance.

- The state's scores at the passing standard ranged from 81 percent for eleventh grade to 88 percent for fifth grade. The HISD scores at this same standard ranged from 75 percent for eleventh grade to 82 percent for tenth grade.
- Grade 5 for the state and grade 8 for HISD reported the greatest percentage of commended students on the science test with 14 percent and 11 percent commended, respectively.

Social Studies

State and HISD social studies results on the TAKS-Alt from 2008 and 2009 were examined. The results are presented in **Table 23**.

Grade Level	District/State	Number Tested		Percent Met Standard		Percent Commended	
		<u>2008</u>	<u>2009</u>	<u>2008</u>	<u>2009</u>	<u>2008</u>	<u>2009</u>
8	HISD	92	118	72	72	23	8
	Texas	2,520	2,721	86	86	40	6
10	HISD	107	110	73	83	22	6
	Texas	2,046	2,252	84	87	38	10
11	HISD	85	116	75	77	25	5
	Texas	1,841	2,147	86	80	38	3

- A total of 344 HISD students with disabilities participated on the 2009 TAKS-Alt Social Studies assessment. The number of HISD students ranged from 110 in grade 10 to 118 in grade 8.
- For the TAKS-Alt social studies test, the state outperformed HISD on percent passing in all grades tested. For percent commended, HISD outperformed the state in grades 8 and 11.
- The state's scores at the passing standard were 86 percent for eighth grade, 87 percent for tenth grade, and 80 percent for eleventh grade. The HISD scores at this same standard were 72 percent for grade 8, 83 percent for grade 10, and 77 percent for grade 11.
- Grade 10 for the state and grade 8 for HISD reported the greatest percentage of commended students on the science test with 10 percent and 8 percent commended, respectively.

All Subjects Assessed

State and HISD all subjects assessed results on the TAKS-Alt from 2008 and 2009 were examined. The results are presented in **Table 24**.

Table 24: State and HISD English TAKS-Alt Results in All Subjects Assessed (Grades 3–11) for Students with Disabilities: Spring 2008 and 2009

Grade Level	<u>District/State</u>	<u>Number Tested</u>		<u>Percent Met Standard</u>		<u>Percent Commended</u>	
		<u>2008</u>	<u>2009</u>	<u>2008</u>	<u>2009</u>	<u>2008</u>	<u>2009</u>
3	HISD	127	143	65	61	24	3
	Texas	2,615	3,153	85	79	32	7
4	HISD	95	130	67	55	19	0
	Texas	2,405	2,865	84	76	30	4
5	HISD	118	126	69	73	25	6
	Texas	2,314	2,787	83	78	28	6
6	HISD	101	120	77	61	14	9
	Texas	2,381	2,730	85	77	34	5
7	HISD	97	117	69	67	12	2
	Texas	2,232	2,637	82	75	30	2
8	HISD	92	118	68	56	18	5
	Texas	2,519	2,729	87	72	40	3
9	HISD	113	116	66	74	16	3
	Texas	2,244	2,682	81	74	32	2
10	HISD	107	110	67	70	19	4
	Texas	2,052	2,258	78	74	26	2
11	HISD	85	116	68	67	21	5
	Texas	1,849	2,154	80	70	27	1

- On the 2009 TAKS-Alt for all subjects assessed, with the exception of grade 9, the state outperformed HISD in all grades for percent passing. The state's scores at the passing standard ranged from 70 percent for eleventh grade to 79 percent for third grade. The HISD scores at this same standard ranged from 55 percent for fourth grade to 74 percent for ninth grade.
- For all subjects assessed, HISD outperformed or matched the state for percent commended in 7 of the 9 grades tested on the TAKS-Alt in 2009.
- Grade 3 for the state and grade 6 for HISD reported the greatest percentage of commended students on all subjects assessed with 7 percent and 9 percent commended, respectively.

**DISTRICTWIDE
SPECIAL EDUCATION
TAKS PERFORMANCE
SPRING 2009**

Houston Independent School District

English TAKS Results % Passing, Spring 2009: Students with Disabilities																	
999 Grade	Reading / ELA			Mathematics			Writing			Science			Social Studies			All Tests Taken	
	Scale Score	Passing Standard	Com-mend	Scale Score	Passing Standard	Com-mend	Scale Score	Passing Standard	Com-mend	Scale Score	Passing Standard	Com-mend	Scale Score	Passing Standard	Com-mend	Passing Standard	Com-mend
3	2200	71	24	2190	72	18											
4	2133	59	13	2193	71	20	2222	66	12							48	6
5	2113	56	11	2176	63	22				2225	72	30					
6	2116	55	14	2031	37	9										33	5
7	2045	36	5	2040	31	3	2125	54	4							22	1
8	2116	57	10	2032	34	4				1993	30	4	2163	65	11		
9	2059	44	3	1946	15	2										15	1
10	2069	41	1	1971	14	1				1969	18	1	2107	51	6	8	0
11	2115	57	3	2059	36	5				2091	46	4	2225	81	15	26	1
Total	---	51	8	---	38	8	---	59	7	---	39	9	---	64	10	24	2

English TAKS Results % Passing, Spring 2008: Students with Disabilities																	
999 Grade	Reading / ELA			Mathematics			Writing			Science			Social Studies			All Tests Taken	
	Scale Score	Passing Standard	Com-mend	Scale Score	Passing Standard	Com-mend	Scale Score	Passing Standard	Com-mend	Scale Score	Passing Standard	Com-mend	Scale Score	Passing Standard	Com-mend	Passing Standard	Com-mend
3	2148	58	16	2139	62	13											
4	2084	53	9	2137	61	14	2180	62	11							38	3
5	2059	46	8	2121	55	15				2137	60	20					
6	2047	46	9	1986	28	7										24	4
7	2012	38	3	2011	24	2	2095	45	4							16	1
8	2088	50	10	1998	23	2				1945	24	4	2148	60	9		
9	1990	34	3	1908	12	1										11	1
10	2060	43	2	1968	15	2				1957	18	2	2095	49	7	10	0
11	2069	50	2	2035	32	3				2055	35	1	2188	67	9	16	1
Total	---	45	7	---	33	6	---	52	7	---	34	7	---	58	9	19	2

Spanish TAKS Results % Passing, Spring 2009: Students with Disabilities														
999 Grade	Reading / ELA			Mathematics			Writing			Science			All Tests Taken	
	Scale Score	Passing Standard	Com-mend	Scale Score	Passing Standard	Com-mend	Scale Score	Passing Standard	Com-mend	Scale Score	Passing Standard	Com-mend	Passing Standard	Com-mend
3	2090	49	8	2076	53	7								
4	2081	54	6	2122	61	20	2212	63	11				44	3
5	*	*	*											
6														
Total	---	51	7	---	56	13	---	63	11				44	3

* Fewer than 5 students tested

Spanish TAKS Results % Passing, Spring 2008: Students with Disabilities														
999 Grade	Reading / ELA			Mathematics			Writing			Science			All Tests Taken	
	Scale Score	Passing Standard	Com-mend	Scale Score	Passing Standard	Com-mend	Scale Score	Passing Standard	Com-mend	Scale Score	Passing Standard	Com-mend	Passing Standard	Com-mend
3	2111	58	9	2132	55	12								
4	2051	48	7	2085	51	14	2200	59	8				36	1
5	2168	63	25	2103	57	0				2113	71	14		
6				*	*	*							*	*
Total	---	54	8	---	53	13	---	59	8	---	71	14	36	1

For grades and subjects with multiple test administrations, the first administration results are used.

Houston Independent School District

English TAKS-Alternate Results % Passing, Spring 2009: Students with Disabilities																		
999 Grade	Reading / ELA			Mathematics			Writing			Science			Social Studies			All Tests Taken		
	Scale Score	Passing Standard	Com-mend	Scale Score	Passing Standard	Com-mend	Scale Score	Passing Standard	Com-mend	Scale Score	Passing Standard	Com-mend	Scale Score	Passing Standard	Com-mend	Passing Standard	Com-mend	
3		63	4		68	8										61	3	
4		63	1		74	7		69	2							55	0	
5		74	6		81	8					79	10				73	6	
6		63	10		66	12										61	9	
7		70	5		82	10		69	3							67	2	
8		68	5		75	11					76	11		72	8	56	5	
9		76	3		78	3										74	3	
10		72	5		79	5					82	8		83	6	70	4	
11		77	7		75	5					75	6		77	5	67	5	
Total		69	5		75	8		69	3		78	9		77	6	65	4	

English TAKS-Alternate Results % Passing, Spring 2008: Students with Disabilities																		
999 Grade	Reading / ELA			Mathematics			Writing			Science			Social Studies			All Tests Taken		
	Scale Score	Passing Standard	Com-mend	Scale Score	Passing Standard	Com-mend	Scale Score	Passing Standard	Com-mend	Scale Score	Passing Standard	Com-mend	Scale Score	Passing Standard	Com-mend	Passing Standard	Com-mend	
3		68	28		66	26										65	24	
4		73	27		75	25		74	26							67	19	
5		75	36		74	32					77	36				69	25	
6		79	15		80	17										77	14	
7		73	17		75	14		72	15							69	12	
8		72	23		76	22					75	21		73	23	68	18	
9		68	19		68	19										66	16	
10		70	22		71	22					69	21		73	22	67	19	
11		75	27		73	25					72	27		75	25	68	21	
Total		72	24		73	23		73	21		73	26		74	23	69	19	

English TAKS-Modified Results % Passing, Spring 2009: Students with Disabilities																		
999 Grade	Reading / ELA			Mathematics			Writing			Science			Social Studies			All Tests Taken		
	Scale Score	Passing Standard	Com- mend	Scale Score	Passing Standard	Com- mend	Scale Score	Passing Standard	Com- mend	Scale Score	Passing Standard	Com- mend	Scale Score	Passing Standard	Com- mend	Passing Standard	Com- mend	
3	2242	80	20	2277	83	26												
4	2226	79	16	2244	79	19		NSE										
5	2229	77	18	2249	74	26				2109	54	13						
6	2195	74	9	2168	65	12												
7	2218	76	15	2195	66	17		NSE										
8	2195	74	11	2132	57	8				2102	51	6		NSE				
9		NSE			NSE													
10	2191	68	13	2072	37	0				2032	33	1		NSE				
11		NSE			NSE						NSE			NSE				
Total	---	76	15	---	67	16	---			---	49	8	---					

English TAKS-Modified Results % Passing, Spring 2008: Students with Disabilities																		
999 Grade	Reading / ELA			Mathematics			Writing			Science			Social Studies			All Tests Taken		
	Scale Score	Passing Standard	Com-mend	Scale Score	Passing Standard	Com-mend	Scale Score	Passing Standard	Com-mend	Scale Score	Passing Standard	Com-mend	Scale Score	Passing Standard	Com-mend	Passing Standard	Com-mend	
3	2225	80	16	2220	74	17												
4	2207	74	14	2189	69	14												
5	2203	74	14	2175	62	14				2050	41	7						
6	2172	66	8	2116	55	5												
7	2200	75	10	2112	53	5												
8	2191	74	9	2086	46	3				2048	35	2						
9																		
10	2133	57	7	2052	26	1				1985	21	2						
11																		
Total	---	72	11	---	57	9				---	36	4						

NSE: No Standard Established

* Fewer than 5 students tested

For grades and subjects with multiple test administrations, the first administration results are used.

**ALTERNATIVE/CHARTER REGION
SPECIAL EDUCATION
TAKS PERFORMANCE
SPRING 2009**

English TAKS Results % Passing, Spring 2009: Students with Disabilities																	
706 Grade	Reading / ELA			Mathematics			Writing			Science			Social Studies			All Tests Taken	
	Scale Score	Passing Standard	Com-mend	Scale Score	Passing Standard	Com-mend	Scale Score	Passing Standard	Com-mend	Scale Score	Passing Standard	Com-mend	Scale Score	Passing Standard	Com-mend	Passing Standard	Com-mend
3	*	*	*	*	*	*											
4	*	*	*	*	*	*	*	*	*							*	*
5	*	*	*	1973	20	0				1932	43	0					
6	*	*	*	*	*	*										*	*
7	2023	20	0	2145	38	25	2063	33	8							7	0
8	2091	46	15	1995	23	8				1963	13	7	2067	36	7		
9	2264	92	17	2122	33	17										33	0
10	*	*	*	*	*	*				*	*	*	*	*	*	*	*
11	*	*	*	*	*	*				*	*	*	*	*	*	*	*
Total	---	51	10	---	33	13	---	38	8	---	27	4	---	44	6	25	3

English TAKS Results % Passing, Spring 2008: Students with Disabilities																	
706 Grade	Reading / ELA			Mathematics			Writing			Science			Social Studies			All Tests Taken	
	Scale Score	Passing Standard	Com-mend	Scale Score	Passing Standard	Com-mend	Scale Score	Passing Standard	Com-mend	Scale Score	Passing Standard	Com-mend	Scale Score	Passing Standard	Com-mend	Passing Standard	Com-mend
3	*	*	*	*	*	*											
5	*	*	*	*	*	*				*	*	*					
6	2133	67	11	2026	22	22										11	11
7	1985	44	0	1951	20	0	2150	50	13							19	0
8	2002	20	0	1927	0	0				1868	9	0	2064	27	0		
9	2098	50	0	1796	7	0										13	0
10	1998	33	0	1921	0	0				1944	0	0	*	*	*	17	0
11	*	*	*	2053	40	0				2113	60	0	2190	80	0	20	0
Total	---	45	3	---	17	5	---	50	13	---	29	4	---	40	0	16	2

Spanish TAKS Results % Passing, Spring 2009: Students with Disabilities														
706 Grade	Reading / ELA			Mathematics			Writing			Science			All Tests Taken	
	Scale Score	Passing Standard	Com-mend	Scale Score	Passing Standard	Com-mend	Scale Score	Passing Standard	Com-mend	Scale Score	Passing Standard	Com-mend	Passing Standard	Com-mend
Neither Spanish TAKS nor TAKS-A was tested at any campuses in this region for this group in 2009.														
Spanish TAKS Results % Passing, Spring 2008: Students with Disabilities														
706 Grade	Reading / ELA			Mathematics			Writing			Science			All Tests Taken	
	Scale Score	Passing Standard	Com-mend	Scale Score	Passing Standard	Com-mend	Scale Score	Passing Standard	Com-mend	Scale Score	Passing Standard	Com-mend	Passing Standard	Com-mend
Neither Spanish TAKS nor TAKS-A was tested at any campuses in this region for this group in 2008.														

* Fewer than 5 students tested

For grades and subjects with multiple test administrations, the first administration results are used.

English TAKS-Alternate Results % Passing, Spring 2009: Students with Disabilities																	
706 Grade	Reading / ELA			Mathematics			Writing			Science			Social Studies			All Tests Taken	
	Scale Score	Passing Standard	Com-mend	Scale Score	Passing Standard	Com-mend	Scale Score	Passing Standard	Com-mend	Scale Score	Passing Standard	Com-mend	Scale Score	Passing Standard	Com-mend	Passing Standard	Com-mend
English TAKS-Alt was not tested at any campuses in this region for this group in 2009.																	

English TAKS-Alternate Results % Passing, Spring 2008: Students with Disabilities																	
706 Grade	Reading / ELA			Mathematics			Writing			Science			Social Studies			All Tests Taken	
	Scale Score	Passing Standard	Com-mend	Scale Score	Passing Standard	Com-mend	Scale Score	Passing Standard	Com-mend	Scale Score	Passing Standard	Com-mend	Scale Score	Passing Standard	Com-mend	Passing Standard	Com-mend
English TAKS-Alt was not tested at any campuses in this region for this group in 2008.																	

English TAKS-Modified Results % Passing, Spring 2009: Students with Disabilities																	
706 Grade	Reading / ELA			Mathematics			Writing			Science			Social Studies			All Tests Taken	
	Scale Score	Passing Standard	Com-mend	Scale Score	Passing Standard	Com-mend	Scale Score	Passing Standard	Com-mend	Scale Score	Passing Standard	Com-mend	Scale Score	Passing Standard	Com-mend	Passing Standard	Com-mend
3																	
4																	
5	2186	80	0	*	*	*				*	*	*					
6	2288	91	36	2159	64	9											
7	2176	69	13	2092	43	5	NSE										
8	2140	61	6	2099	53	0				2030	39	0	NSE				
9		NSE			NSE												
10	2197	63	0	2039	20	0				2009	27	0	NSE				
11		NSE			NSE						NSE		NSE				
Total	---	71	12	---	47	5	---			---	33	0	---				

English TAKS-Modified Results % Passing, Spring 2008: Students with Disabilities																	
706 Grade	Reading / ELA			Mathematics			Writing			Science			Social Studies			All Tests Taken	
	Scale Score	Passing Standard	Com-mend	Scale Score	Passing Standard	Com-mend	Scale Score	Passing Standard	Com-mend	Scale Score	Passing Standard	Com-mend	Scale Score	Passing Standard	Com-mend	Passing Standard	Com-mend
3																	
5	*	*	*							*	*	*					
6	2119	55	9	2082	55	0											
7	2200	79	14	2006	8	0											
8	2203	84	5	2103	58	0				2015	21	0					
9																	
10	2149	42	17	2086	33	0				1986	18	9					
11																	
Total	---	68	11	---	42	0				---	22	3					

NSE: No Standard Established

* Fewer than 5 students tested

For grades and subjects with multiple test administrations, the first administration results are used.

English TAKS Results % Passing, Spring 2009: Students with Disabilities																	
364 Grade	Reading / ELA			Mathematics			Writing			Science			Social Studies			All Tests Taken	
	Scale Score	Passing Standard	Com-mend	Scale Score	Passing Standard	Com-mend	Scale Score	Passing Standard	Com-mend	Scale Score	Passing Standard	Com-mend	Scale Score	Passing Standard	Com-mend	Passing Standard	Com-mend
3	*	*	*	*	*	*											
4																	
5																	
Total	---	*	*	---	*	*											

English TAKS Results % Passing, Spring 2008: Students with Disabilities																	
364 Grade	Reading / ELA			Mathematics			Writing			Science			Social Studies			All Tests Taken	
	Scale Score	Passing Standard	Com-mend	Scale Score	Passing Standard	Com-mend	Scale Score	Passing Standard	Com-mend	Scale Score	Passing Standard	Com-mend	Scale Score	Passing Standard	Com-mend	Passing Standard	Com-mend
3	*	*	*	*	*	*											
4																	
5	*	*	*	*	*	*				*	*	*					
Total	---	*	*	---	*	*				---	*	*					

Spanish TAKS Results % Passing, Spring 2009: Students with Disabilities														
364 Grade	Reading / ELA			Mathematics			Writing			Science			All Tests Taken	
	Scale Score	Passing Standard	Com-mend	Scale Score	Passing Standard	Com-mend	Scale Score	Passing Standard	Com-mend	Scale Score	Passing Standard	Com-mend	Passing Standard	Com-mend
Neither Spanish TAKS nor TAKS-A was tested on the campus for this group in 2009.														

Spanish TAKS Results % Passing, Spring 2008: Students with Disabilities														
364 Grade	Reading / ELA			Mathematics			Writing			Science			All Tests Taken	
	Scale Score	Passing Standard	Com-mend	Scale Score	Passing Standard	Com-mend	Scale Score	Passing Standard	Com-mend	Scale Score	Passing Standard	Com-mend	Passing Standard	Com-mend
Neither Spanish TAKS nor TAKS-A was tested on the campus for this group in 2008.														

* Fewer than 5 students tested

For grades and subjects with multiple test administrations, the first administration results are used.

English TAKS-Alternate Results % Passing, Spring 2009: Students with Disabilities																	
364 Grade	Reading / ELA			Mathematics			Writing			Science			Social Studies			All Tests Taken	
	Scale Score	Passing Standard	Com-mend	Scale Score	Passing Standard	Com-mend	Scale Score	Passing Standard	Com-mend	Scale Score	Passing Standard	Com-mend	Scale Score	Passing Standard	Com-mend	Passing Standard	Com-mend
English TAKS-Alt was not tested on the campus for this group in 2009.																	
English TAKS-Alternate Results % Passing, Spring 2008: Students with Disabilities																	
364 Grade	Reading / ELA			Mathematics			Writing			Science			Social Studies			All Tests Taken	
	Scale Score	Passing Standard	Com-mend	Scale Score	Passing Standard	Com-mend	Scale Score	Passing Standard	Com-mend	Scale Score	Passing Standard	Com-mend	Scale Score	Passing Standard	Com-mend	Passing Standard	Com-mend
English TAKS-Alt was not tested on the campus for this group in 2008.																	
English TAKS-Modified Results % Passing, Spring 2009: Students with Disabilities																	
364 Grade	Reading / ELA			Mathematics			Writing			Science			Social Studies			All Tests Taken	
	Scale Score	Passing Standard	Com-mend	Scale Score	Passing Standard	Com-mend	Scale Score	Passing Standard	Com-mend	Scale Score	Passing Standard	Com-mend	Scale Score	Passing Standard	Com-mend	Passing Standard	Com-mend
English TAKS-M was not tested on the campus for this group in 2009.																	
English TAKS-Modified Results % Passing, Spring 2008: Students with Disabilities																	
364 Grade	Reading / ELA			Mathematics			Writing			Science			Social Studies			All Tests Taken	
	Scale Score	Passing Standard	Com-mend	Scale Score	Passing Standard	Com-mend	Scale Score	Passing Standard	Com-mend	Scale Score	Passing Standard	Com-mend	Scale Score	Passing Standard	Com-mend	Passing Standard	Com-mend
English TAKS-M was not tested on the campus for this group in 2008.																	

NSE: No Standard Established

* Fewer than 5 students tested

For grades and subjects with multiple test administrations, the first administration results are used.

English TAKS Results % Passing, Spring 2009: Students with Disabilities																	
371 Grade	Reading / ELA			Mathematics			Writing			Science			Social Studies			All Tests Taken	
	Scale Score	Passing Standard	Com-mend	Scale Score	Passing Standard	Com-mend	Scale Score	Passing Standard	Com-mend	Scale Score	Passing Standard	Com-mend	Scale Score	Passing Standard	Com-mend	Passing Standard	Com-mend
3																	
4	*	*	*	*	*	*	*	*	*							*	*
5																	
6																	
7																	
8																	
Total	---	*	*	---	*	*	---	*	*							*	*

English TAKS Results % Passing, Spring 2008: Students with Disabilities																	
371 Grade	Reading / ELA			Mathematics			Writing			Science			Social Studies			All Tests Taken	
	Scale Score	Passing Standard	Com-mend	Scale Score	Passing Standard	Com-mend	Scale Score	Passing Standard	Com-mend	Scale Score	Passing Standard	Com-mend	Scale Score	Passing Standard	Com-mend	Passing Standard	Com-mend
3																	
4																	
5	*	*	*	*	*	*				*	*	*					
6																	
7																	
8																	
Total	---	*	*	---	*	*				---	*	*					

Spanish TAKS Results % Passing, Spring 2009: Students with Disabilities														
371 Grade	Reading / ELA			Mathematics			Writing			Science			All Tests Taken	
	Scale Score	Passing Standard	Com-mend	Scale Score	Passing Standard	Com-mend	Scale Score	Passing Standard	Com-mend	Scale Score	Passing Standard	Com-mend	Passing Standard	Com-mend
Neither Spanish TAKS nor TAKS-A was tested on the campus for this group in 2009.														

Spanish TAKS Results % Passing, Spring 2008: Students with Disabilities														
371 Grade	Reading / ELA			Mathematics			Writing			Science			All Tests Taken	
	Scale Score	Passing Standard	Com-mend	Scale Score	Passing Standard	Com-mend	Scale Score	Passing Standard	Com-mend	Scale Score	Passing Standard	Com-mend	Passing Standard	Com-mend
Neither Spanish TAKS nor TAKS-A was tested on the campus for this group in 2008.														

* Fewer than 5 students tested

For grades and subjects with multiple test administrations, the first administration results are used.

English TAKS-Alternate Results % Passing, Spring 2009: Students with Disabilities																	
371 Grade	Reading / ELA			Mathematics			Writing			Science			Social Studies			All Tests Taken	
	Scale Score	Passing Standard	Com-mend	Scale Score	Passing Standard	Com-mend	Scale Score	Passing Standard	Com-mend	Scale Score	Passing Standard	Com-mend	Scale Score	Passing Standard	Com-mend	Passing Standard	Com-mend
English TAKS-Alt was not tested on the campus for this group in 2009.																	
English TAKS-Alternate Results % Passing, Spring 2008: Students with Disabilities																	
371 Grade	Reading / ELA			Mathematics			Writing			Science			Social Studies			All Tests Taken	
	Scale Score	Passing Standard	Com-mend	Scale Score	Passing Standard	Com-mend	Scale Score	Passing Standard	Com-mend	Scale Score	Passing Standard	Com-mend	Scale Score	Passing Standard	Com-mend	Passing Standard	Com-mend
English TAKS-Alt was not tested on the campus for this group in 2008.																	
English TAKS-Modified Results % Passing, Spring 2009: Students with Disabilities																	
371 Grade	Reading / ELA			Mathematics			Writing			Science			Social Studies			All Tests Taken	
	Scale Score	Passing Standard	Com-mend	Scale Score	Passing Standard	Com-mend	Scale Score	Passing Standard	Com-mend	Scale Score	Passing Standard	Com-mend	Scale Score	Passing Standard	Com-mend	Passing Standard	Com-mend
English TAKS-M was not tested on the campus for this group in 2009.																	
English TAKS-Modified Results % Passing, Spring 2008: Students with Disabilities																	
371 Grade	Reading / ELA			Mathematics			Writing			Science			Social Studies			All Tests Taken	
	Scale Score	Passing Standard	Com-mend	Scale Score	Passing Standard	Com-mend	Scale Score	Passing Standard	Com-mend	Scale Score	Passing Standard	Com-mend	Scale Score	Passing Standard	Com-mend	Passing Standard	Com-mend
English TAKS-M was not tested on the campus for this group in 2008.																	

NSE: No Standard Established

* Fewer than 5 students tested

For grades and subjects with multiple test administrations, the first administration results are used.

English TAKS Results % Passing, Spring 2009: Students with Disabilities																	
38 Grade	Reading / ELA			Mathematics			Writing			Science			Social Studies			All Tests Taken	
	Scale Score	Passing Standard	Com-mend	Scale Score	Passing Standard	Com-mend	Scale Score	Passing Standard	Com-mend	Scale Score	Passing Standard	Com-mend	Scale Score	Passing Standard	Com-mend	Passing Standard	Com-mend
6																	
7							*	*	*							*	*
8																	
9																	
10	*	*	*	*	*	*				*	*	*	*	*	*	*	*
11																	
Total	---	*	*	---	*	*	---	*	*	---	*	*	---	*	*	*	*

English TAKS Results % Passing, Spring 2008: Students with Disabilities																	
38 Grade	Reading / ELA			Mathematics			Writing			Science			Social Studies			All Tests Taken	
	Scale Score	Passing Standard	Com-mend	Scale Score	Passing Standard	Com-mend	Scale Score	Passing Standard	Com-mend	Scale Score	Passing Standard	Com-mend	Scale Score	Passing Standard	Com-mend	Passing Standard	Com-mend
6																	
7	*	*	*	*	*	*	*	*	*							*	*
8	*	*	*	1909	0	0				*	*	*	*	*	*		
9	*	*	*	*	*	*										20	0
10	*	*	*	*	*	*				*	*	*	*	*	*	*	*
11	*	*	*	*	*	*				*	*	*	*	*	*	*	*
Total	---	22	0	---	15	0	---	*	*	---	0	0	---	50	0	11	0

Spanish TAKS Results % Passing, Spring 2009: Students with Disabilities														
38 Grade	Reading / ELA			Mathematics			Writing			Science			All Tests Taken	
	Scale Score	Passing Standard	Com-mend	Scale Score	Passing Standard	Com-mend	Scale Score	Passing Standard	Com-mend	Scale Score	Passing Standard	Com-mend	Passing Standard	Com-mend
Neither Spanish TAKS nor TAKS-A was tested on the campus for this group in 2009.														

Spanish TAKS Results % Passing, Spring 2008: Students with Disabilities														
38 Grade	Reading / ELA			Mathematics			Writing			Science			All Tests Taken	
	Scale Score	Passing Standard	Com-mend	Scale Score	Passing Standard	Com-mend	Scale Score	Passing Standard	Com-mend	Scale Score	Passing Standard	Com-mend	Passing Standard	Com-mend
Neither Spanish TAKS nor TAKS-A was tested on the campus for this group in 2008.														

* Fewer than 5 students tested

For grades and subjects with multiple test administrations, the first administration results are used.

English TAKS-Alternate Results % Passing, Spring 2009: Students with Disabilities																	
38 Grade	Reading / ELA			Mathematics			Writing			Science			Social Studies			All Tests Taken	
	Scale Score	Passing Standard	Com-mend	Scale Score	Passing Standard	Com-mend	Scale Score	Passing Standard	Com-mend	Scale Score	Passing Standard	Com-mend	Scale Score	Passing Standard	Com-mend	Passing Standard	Com-mend
English TAKS-Alt was not tested on the campus for this group in 2009.																	

English TAKS-Alternate Results % Passing, Spring 2008: Students with Disabilities																	
38 Grade	Reading / ELA			Mathematics			Writing			Science			Social Studies			All Tests Taken	
	Scale Score	Passing Standard	Com-mend	Scale Score	Passing Standard	Com-mend	Scale Score	Passing Standard	Com-mend	Scale Score	Passing Standard	Com-mend	Scale Score	Passing Standard	Com-mend	Passing Standard	Com-mend
English TAKS-Alt was not tested on the campus for this group in 2008.																	

English TAKS-Modified Results % Passing, Spring 2009: Students with Disabilities																	
38 Grade	Reading / ELA			Mathematics			Writing			Science			Social Studies			All Tests Taken	
	Scale Score	Passing Standard	Com-mend	Scale Score	Passing Standard	Com-mend	Scale Score	Passing Standard	Com-mend	Scale Score	Passing Standard	Com-mend	Scale Score	Passing Standard	Com-mend	Passing Standard	Com-mend
6	*	*	*	*	*	*											
7	*	*	*	*	*	*											
8	2083	40	0	*	*	*				*	*	*		NSE			
9		NSE			NSE												
10	*	*	*														
11		NSE			NSE						NSE			NSE			
Total	---	63	0	---	83	0				---	*	*	---				

English TAKS-Modified Results % Passing, Spring 2008: Students with Disabilities																	
38 Grade	Reading / ELA			Mathematics			Writing			Science			Social Studies			All Tests Taken	
	Scale Score	Passing Standard	Com-mend	Scale Score	Passing Standard	Com-mend	Scale Score	Passing Standard	Com-mend	Scale Score	Passing Standard	Com-mend	Scale Score	Passing Standard	Com-mend	Passing Standard	Com-mend
6																	
7																	
8										*	*	*					
9																	
10	*	*	*	*	*	*				*	*	*					
11																	
Total	---	*	*	---	*	*				---	*	*					

NSE: No Standard Established

* Fewer than 5 students tested

For grades and subjects with multiple test administrations, the first administration results are used.

English TAKS Results % Passing, Spring 2009: Students with Disabilities																	
93 Grade	Reading / ELA			Mathematics			Writing			Science			Social Studies			All Tests Taken	
	Scale Score	Passing Standard	Com-mend	Scale Score	Passing Standard	Com-mend	Scale Score	Passing Standard	Com-mend	Scale Score	Passing Standard	Com-mend	Scale Score	Passing Standard	Com-mend	Passing Standard	Com-mend
7																	
8										*	*	*	*	*	*		
Total										---	*	*	---	*	*		

English TAKS Results % Passing, Spring 2008: Students with Disabilities																	
93 Grade	Reading / ELA			Mathematics			Writing			Science			Social Studies			All Tests Taken	
	Scale Score	Passing Standard	Com-mend	Scale Score	Passing Standard	Com-mend	Scale Score	Passing Standard	Com-mend	Scale Score	Passing Standard	Com-mend	Scale Score	Passing Standard	Com-mend	Passing Standard	Com-mend
7																	
8	*	*	*	*	*	*				*	*	*	*	*	*		
Total	---	*	*	---	*	*				---	*	*	---	*	*		

Spanish TAKS Results % Passing, Spring 2009: Students with Disabilities														
93 Grade	Reading / ELA			Mathematics			Writing			Science			All Tests Taken	
	Scale Score	Passing Standard	Com-mend	Scale Score	Passing Standard	Com-mend	Scale Score	Passing Standard	Com-mend	Scale Score	Passing Standard	Com-mend	Passing Standard	Com-mend
Neither Spanish TAKS nor TAKS-A was tested on the campus for this group in 2009.														

Spanish TAKS Results % Passing, Spring 2008: Students with Disabilities														
93 Grade	Reading / ELA			Mathematics			Writing			Science			All Tests Taken	
	Scale Score	Passing Standard	Com-mend	Scale Score	Passing Standard	Com-mend	Scale Score	Passing Standard	Com-mend	Scale Score	Passing Standard	Com-mend	Passing Standard	Com-mend
Neither Spanish TAKS nor TAKS-A was tested on the campus for this group in 2008.														

* Fewer than 5 students tested

For grades and subjects with multiple test administrations, the first administration results are used.

English TAKS-Alternate Results % Passing, Spring 2009: Students with Disabilities																	
93 Grade	Reading / ELA			Mathematics			Writing			Science			Social Studies			All Tests Taken	
	Scale Score	Passing Standard	Com-mend	Scale Score	Passing Standard	Com-mend	Scale Score	Passing Standard	Com-mend	Scale Score	Passing Standard	Com-mend	Scale Score	Passing Standard	Com-mend	Passing Standard	Com-mend
English TAKS-Alt was not tested on the campus for this group in 2009.																	

English TAKS-Alternate Results % Passing, Spring 2008: Students with Disabilities																	
93 Grade	Reading / ELA			Mathematics			Writing			Science			Social Studies			All Tests Taken	
	Scale Score	Passing Standard	Com-mend	Scale Score	Passing Standard	Com-mend	Scale Score	Passing Standard	Com-mend	Scale Score	Passing Standard	Com-mend	Scale Score	Passing Standard	Com-mend	Passing Standard	Com-mend
English TAKS-Alt was not tested on the campus for this group in 2008.																	

English TAKS-Modified Results % Passing, Spring 2009: Students with Disabilities																	
93 Grade	Reading / ELA			Mathematics			Writing			Science			Social Studies			All Tests Taken	
	Scale Score	Passing Standard	Com-mend	Scale Score	Passing Standard	Com-mend	Scale Score	Passing Standard	Com-mend	Scale Score	Passing Standard	Com-mend	Scale Score	Passing Standard	Com-mend	Passing Standard	Com-mend
English TAKS-M was not tested on the campus for this group in 2009.																	

English TAKS-Modified Results % Passing, Spring 2008: Students with Disabilities																	
93 Grade	Reading / ELA			Mathematics			Writing			Science			Social Studies			All Tests Taken	
	Scale Score	Passing Standard	Com-mend	Scale Score	Passing Standard	Com-mend	Scale Score	Passing Standard	Com-mend	Scale Score	Passing Standard	Com-mend	Scale Score	Passing Standard	Com-mend	Passing Standard	Com-mend
English TAKS-M was not tested on the campus for this group in 2008.																	

NSE: No Standard Established

* Fewer than 5 students tested

For grades and subjects with multiple test administrations, the first administration results are used.

English TAKS Results % Passing, Spring 2009: Students with Disabilities																	
376 Grade	Reading / ELA			Mathematics			Writing			Science			Social Studies			All Tests Taken	
	Scale Score	Passing Standard	Com-mend	Scale Score	Passing Standard	Com-mend	Scale Score	Passing Standard	Com-mend	Scale Score	Passing Standard	Com-mend	Scale Score	Passing Standard	Com-mend	Passing Standard	Com-mend
6																	
7	*	*	*	*	*	*	*	*	*							*	*
8	*	*	*	*	*	*				*	*	*	*	*	*		
Total	---	*	*	---	*	*	---	*	*	---	*	*	---	*	*	*	*

English TAKS Results % Passing, Spring 2008: Students with Disabilities																	
376 Grade	Reading / ELA			Mathematics			Writing			Science			Social Studies			All Tests Taken	
	Scale Score	Passing Standard	Com-mend	Scale Score	Passing Standard	Com-mend	Scale Score	Passing Standard	Com-mend	Scale Score	Passing Standard	Com-mend	Scale Score	Passing Standard	Com-mend	Passing Standard	Com-mend
6	*	*	*	*	*	*										*	*
7	*	*	*	*	*	*	*	*	*							*	*
8	*	*	*	*	*	*				*	*	*	*	*	*		
Total	---	40	0	---	40	0	---	*	*	---	*	*	---	*	*	*	*

Spanish TAKS Results % Passing, Spring 2009: Students with Disabilities														
376 Grade	Reading / ELA			Mathematics			Writing			Science			All Tests Taken	
	Scale Score	Passing Standard	Com-mend	Scale Score	Passing Standard	Com-mend	Scale Score	Passing Standard	Com-mend	Scale Score	Passing Standard	Com-mend	Passing Standard	Com-mend
Neither Spanish TAKS nor TAKS-A was tested on the campus for this group in 2009.														

Spanish TAKS Results % Passing, Spring 2008: Students with Disabilities														
376 Grade	Reading / ELA			Mathematics			Writing			Science			All Tests Taken	
	Scale Score	Passing Standard	Com-mend	Scale Score	Passing Standard	Com-mend	Scale Score	Passing Standard	Com-mend	Scale Score	Passing Standard	Com-mend	Passing Standard	Com-mend
Neither Spanish TAKS nor TAKS-A was tested on the campus for this group in 2008.														

* Fewer than 5 students tested

For grades and subjects with multiple test administrations, the first administration results are used.

English TAKS-Alternate Results % Passing, Spring 2009: Students with Disabilities																	
376 Grade	Reading / ELA			Mathematics			Writing			Science			Social Studies			All Tests Taken	
	Scale Score	Passing Standard	Com-mend	Scale Score	Passing Standard	Com-mend	Scale Score	Passing Standard	Com-mend	Scale Score	Passing Standard	Com-mend	Scale Score	Passing Standard	Com-mend	Passing Standard	Com-mend
English TAKS-Alt was not tested on the campus for this group in 2009.																	

English TAKS-Alternate Results % Passing, Spring 2008: Students with Disabilities																	
376 Grade	Reading / ELA			Mathematics			Writing			Science			Social Studies			All Tests Taken	
	Scale Score	Passing Standard	Com-mend	Scale Score	Passing Standard	Com-mend	Scale Score	Passing Standard	Com-mend	Scale Score	Passing Standard	Com-mend	Scale Score	Passing Standard	Com-mend	Passing Standard	Com-mend
English TAKS-Alt was not tested on the campus for this group in 2008.																	

English TAKS-Modified Results % Passing, Spring 2009: Students with Disabilities																	
376 Grade	Reading / ELA			Mathematics			Writing			Science			Social Studies			All Tests Taken	
	Scale Score	Passing Standard	Com-mend	Scale Score	Passing Standard	Com-mend	Scale Score	Passing Standard	Com-mend	Scale Score	Passing Standard	Com-mend	Scale Score	Passing Standard	Com-mend	Passing Standard	Com-mend
English TAKS-M was not tested on the campus for this group in 2009.																	

English TAKS-Modified Results % Passing, Spring 2008: Students with Disabilities																	
376 Grade	Reading / ELA			Mathematics			Writing			Science			Social Studies			All Tests Taken	
	Scale Score	Passing Standard	Com-mend	Scale Score	Passing Standard	Com-mend	Scale Score	Passing Standard	Com-mend	Scale Score	Passing Standard	Com-mend	Scale Score	Passing Standard	Com-mend	Passing Standard	Com-mend
English TAKS-M was not tested on the campus for this group in 2008.																	

NSE: No Standard Established

* Fewer than 5 students tested

For grades and subjects with multiple test administrations, the first administration results are used.

English TAKS Results % Passing, Spring 2009: Students with Disabilities																	
342 Grade	Reading / ELA			Mathematics			Writing			Science			Social Studies			All Tests Taken	
	Scale Score	Passing Standard	Com-mend	Scale Score	Passing Standard	Com-mend	Scale Score	Passing Standard	Com-mend	Scale Score	Passing Standard	Com-mend	Scale Score	Passing Standard	Com-mend	Passing Standard	Com-mend
6	*		*	*		*										*	*
7	*		*	*		*	*		*							*	*
8	*		*	*		*				*		*	*		*		
9																	
Total	---	60	40	---	100	80	---	*	*	---	*	*	---	*	*	*	*

English TAKS Results % Passing, Spring 2008: Students with Disabilities																	
342 Grade	Reading / ELA			Mathematics			Writing			Science			Social Studies			All Tests Taken	
	Scale Score	Passing Standard	Com-mend	Scale Score	Passing Standard	Com-mend	Scale Score	Passing Standard	Com-mend	Scale Score	Passing Standard	Com-mend	Scale Score	Passing Standard	Com-mend	Passing Standard	Com-mend
6	*		*	*		*										*	*
7	*		*	*		*	*		*							*	*
8																	
Total	---	*	*	---	*	*	---	*	*							*	*

Spanish TAKS Results % Passing, Spring 2009: Students with Disabilities														
342 Grade	Reading / ELA			Mathematics			Writing			Science			All Tests Taken	
	Scale Score	Passing Standard	Com-mend	Scale Score	Passing Standard	Com-mend	Scale Score	Passing Standard	Com-mend	Scale Score	Passing Standard	Com-mend	Passing Standard	Com-mend
Neither Spanish TAKS nor TAKS-A was tested on the campus for this group in 2009.														

Spanish TAKS Results % Passing, Spring 2008: Students with Disabilities														
342 Grade	Reading / ELA			Mathematics			Writing			Science			All Tests Taken	
	Scale Score	Passing Standard	Com-mend	Scale Score	Passing Standard	Com-mend	Scale Score	Passing Standard	Com-mend	Scale Score	Passing Standard	Com-mend	Passing Standard	Com-mend
Neither Spanish TAKS nor TAKS-A was tested on the campus for this group in 2008.														

* Fewer than 5 students tested

For grades and subjects with multiple test administrations, the first administration results are used.

English TAKS-Alternate Results % Passing, Spring 2009: Students with Disabilities																	
342 Grade	Reading / ELA			Mathematics			Writing			Science			Social Studies			All Tests Taken	
	Scale Score	Passing Standard	Com-mend	Scale Score	Passing Standard	Com-mend	Scale Score	Passing Standard	Com-mend	Scale Score	Passing Standard	Com-mend	Scale Score	Passing Standard	Com-mend	Passing Standard	Com-mend
English TAKS-Alt was not tested on the campus for this group in 2009.																	

English TAKS-Alternate Results % Passing, Spring 2008: Students with Disabilities																		
342 Grade	Reading / ELA			Mathematics			Writing			Science			Social Studies			All Tests Taken		
	Scale Score	Passing Standard	Com-mend	Scale Score	Passing Standard	Com-mend	Scale Score	Passing Standard	Com-mend	Scale Score	Passing Standard	Com-mend	Scale Score	Passing Standard	Com-mend	Passing Standard	Com-mend	
English TAKS-Alt was not tested on the campus for this group in 2008.																		

English TAKS-Modified Results % Passing, Spring 2009: Students with Disabilities																	
342 Grade	Reading / ELA			Mathematics			Writing			Science			Social Studies			All Tests Taken	
	Scale Score	Passing Standard	Com-mend	Scale Score	Passing Standard	Com-mend	Scale Score	Passing Standard	Com-mend	Scale Score	Passing Standard	Com-mend	Scale Score	Passing Standard	Com-mend	Passing Standard	Com-mend
6	*	<div></div> *	*	*	<div></div> *	*		<div></div>			<div></div>			<div></div>		<div></div>	<div></div>
7		<div></div>			<div></div>			<div></div>			<div></div>			<div></div>		<div></div>	<div></div>
8		<div></div>			<div></div>			<div></div>			<div></div>			<div></div>		<div></div>	<div></div>
9		<div></div>			<div></div>			<div></div>			<div></div>			<div></div>		<div></div>	<div></div>
Total	---	<div></div> *	*	---	<div></div> *	*		<div></div>			<div></div>			<div></div>		<div></div>	<div></div>

English TAKS-Modified Results % Passing, Spring 2008: Students with Disabilities																	
342 Grade	Reading / ELA			Mathematics			Writing			Science			Social Studies			All Tests Taken	
	Scale Score	Passing Standard	Com-mend	Scale Score	Passing Standard	Com-mend	Scale Score	Passing Standard	Com-mend	Scale Score	Passing Standard	Com-mend	Scale Score	Passing Standard	Com-mend	Passing Standard	Com-mend
English TAKS-M was not tested on the campus for this group in 2008.																	

NSE: No Standard Established

* Fewer than 5 students tested

For grades and subjects with multiple test administrations, the first administration results are used.

English TAKS Results % Passing, Spring 2009: Students with Disabilities																	
94 Grade	Reading / ELA			Mathematics			Writing			Science			Social Studies			All Tests Taken	
	Scale Score	Passing Standard	Com-mend	Scale Score	Passing Standard	Com-mend	Scale Score	Passing Standard	Com-mend	Scale Score	Passing Standard	Com-mend	Scale Score	Passing Standard	Com-mend	Passing Standard	Com-mend
6																	
7							*	*	*							*	*
8																	
9																	
10	*	*	*													*	*
11																	
Total	---	*	*				---	*	*							*	*

English TAKS Results % Passing, Spring 2008: Students with Disabilities																	
94 Grade	Reading / ELA			Mathematics			Writing			Science			Social Studies			All Tests Taken	
	Scale Score	Passing Standard	Com-mend	Scale Score	Passing Standard	Com-mend	Scale Score	Passing Standard	Com-mend	Scale Score	Passing Standard	Com-mend	Scale Score	Passing Standard	Com-mend	Passing Standard	Com-mend
6																	
7	*	*	*				*	*	*							*	*
8																	
9	*	*	*													*	*
10																	
11																	
Total	---	*	*				---	*	*							*	*

Spanish TAKS Results % Passing, Spring 2009: Students with Disabilities														
94 Grade	Reading / ELA			Mathematics			Writing			Science			All Tests Taken	
	Scale Score	Passing Standard	Com-mend	Scale Score	Passing Standard	Com-mend	Scale Score	Passing Standard	Com-mend	Scale Score	Passing Standard	Com-mend	Passing Standard	Com-mend
Neither Spanish TAKS nor TAKS-A was tested on the campus for this group in 2009.														

Spanish TAKS Results % Passing, Spring 2008: Students with Disabilities														
94 Grade	Reading / ELA			Mathematics			Writing			Science			All Tests Taken	
	Scale Score	Passing Standard	Com-mend	Scale Score	Passing Standard	Com-mend	Scale Score	Passing Standard	Com-mend	Scale Score	Passing Standard	Com-mend	Passing Standard	Com-mend
Neither Spanish TAKS nor TAKS-A was tested on the campus for this group in 2008.														

* Fewer than 5 students tested

For grades and subjects with multiple test administrations, the first administration results are used.

English TAKS-Alternate Results % Passing, Spring 2009: Students with Disabilities																	
94 Grade	Reading / ELA			Mathematics			Writing			Science			Social Studies			All Tests Taken	
	Scale Score	Passing Standard	Com-mend	Scale Score	Passing Standard	Com-mend	Scale Score	Passing Standard	Com-mend	Scale Score	Passing Standard	Com-mend	Scale Score	Passing Standard	Com-mend	Passing Standard	Com-mend
English TAKS-Alt was not tested on the campus for this group in 2009.																	

English TAKS-Alternate Results % Passing, Spring 2008: Students with Disabilities																	
94 Grade	Reading / ELA			Mathematics			Writing			Science			Social Studies			All Tests Taken	
	Scale Score	Passing Standard	Com-mend	Scale Score	Passing Standard	Com-mend	Scale Score	Passing Standard	Com-mend	Scale Score	Passing Standard	Com-mend	Scale Score	Passing Standard	Com-mend	Passing Standard	Com-mend
English TAKS-Alt was not tested on the campus for this group in 2008.																	

English TAKS-Modified Results % Passing, Spring 2009: Students with Disabilities																	
94 Grade	Reading / ELA			Mathematics			Writing			Science			Social Studies			All Tests Taken	
	Scale Score	Passing Standard	Com-mend	Scale Score	Passing Standard	Com-mend	Scale Score	Passing Standard	Com-mend	Scale Score	Passing Standard	Com-mend	Scale Score	Passing Standard	Com-mend	Passing Standard	Com-mend
6	*	*	*	*	*	*											
7	2106	60	0	2057	33	0		NSE									
8	2139	70	0	2140	60	0				2078	64	0		NSE			
9		NSE			NSE												
10	2179	57	0	2039	20	0				2009	27	0		NSE			
11		NSE			NSE						NSE			NSE			
Total	---	66	0	---	38	0	---			---	45	0	---				

English TAKS-Modified Results % Passing, Spring 2008: Students with Disabilities																	
94 Grade	Reading / ELA			Mathematics			Writing			Science			Social Studies			All Tests Taken	
	Scale Score	Passing Standard	Com-mend	Scale Score	Passing Standard	Com-mend	Scale Score	Passing Standard	Com-mend	Scale Score	Passing Standard	Com-mend	Scale Score	Passing Standard	Com-mend	Passing Standard	Com-mend
6	2044	43	0	2037	43	0											
7	2190	78	11	1996	11	0											
8	2200	82	6	2097	55	0				2019	23	0					
9																	
10	2164	44	22	2086	40	0				1954	14	14					
11																	
Total	---	67	10	---	42	0				---	21	3					

NSE: No Standard Established

* Fewer than 5 students tested

For grades and subjects with multiple test administrations, the first administration results are used.

English TAKS Results % Passing, Spring 2009: Students with Disabilities																	
312 Grade	Reading / ELA			Mathematics			Writing			Science			Social Studies			All Tests Taken	
	Scale Score	Passing Standard	Com-mend	Scale Score	Passing Standard	Com-mend	Scale Score	Passing Standard	Com-mend	Scale Score	Passing Standard	Com-mend	Scale Score	Passing Standard	Com-mend	Passing Standard	Com-mend
5										*	*	*					
6	*	*	*	*	*	*										*	*
Total	---	*	*	---	*	*				---	*	*				*	*

Spanish TAKS Results % Passing, Spring 2009: Students with Disabilities														
312 Grade	Reading / ELA			Mathematics			Writing			Science			All Tests Taken	
	Scale Score	Passing Standard	Com-mend	Scale Score	Passing Standard	Com-mend	Scale Score	Passing Standard	Com-mend	Scale Score	Passing Standard	Com-mend	Passing Standard	Com-mend
Neither Spanish TAKS nor TAKS-A was tested on the campus for this group in 2009.														

* Fewer than 5 students tested

For grades and subjects with multiple test administrations, the first administration results are used.

English TAKS-Alternate Results % Passing, Spring 2009: Students with Disabilities																	
312 Grade	Reading / ELA			Mathematics			Writing			Science			Social Studies			All Tests Taken	
	Scale Score	Passing Standard	Com-mend	Scale Score	Passing Standard	Com-mend	Scale Score	Passing Standard	Com-mend	Scale Score	Passing Standard	Com-mend	Scale Score	Passing Standard	Com-mend	Passing Standard	Com-mend
English TAKS-Alt was not tested on the campus for this group in 2009.																	

English TAKS-Modified Results % Passing, Spring 2009: Students with Disabilities																	
312 Grade	Reading / ELA			Mathematics			Writing			Science			Social Studies			All Tests Taken	
	Scale Score	Passing Standard	Com-mend	Scale Score	Passing Standard	Com-mend	Scale Score	Passing Standard	Com-mend	Scale Score	Passing Standard	Com-mend	Scale Score	Passing Standard	Com-mend	Passing Standard	Com-mend
5	*	<div></div>	*	*	<div></div>	*		<div></div>			<div></div>			<div></div>		<div></div>	
6	*	<div></div>	*	*	<div></div>	*		<div></div>			<div></div>			<div></div>		<div></div>	
Total	---	<div></div>	*	---	<div></div>	*		<div></div>			<div></div>			<div></div>		<div></div>	

NSE: No Standard Established

* Fewer than 5 students tested

For grades and subjects with multiple test administrations, the first administration results are used.

English TAKS Results % Passing, Spring 2009: Students with Disabilities																	
300 Grade	Reading / ELA			Mathematics			Writing			Science			Social Studies			All Tests Taken	
	Scale Score	Passing Standard	Com-mend	Scale Score	Passing Standard	Com-mend	Scale Score	Passing Standard	Com-mend	Scale Score	Passing Standard	Com-mend	Scale Score	Passing Standard	Com-mend	Passing Standard	Com-mend
5										*	*	*					
6																	
Total										---	*	*					

Spanish TAKS Results % Passing, Spring 2009: Students with Disabilities														
300 Grade	Reading / ELA			Mathematics			Writing			Science			All Tests Taken	
	Scale Score	Passing Standard	Com-mend	Scale Score	Passing Standard	Com-mend	Scale Score	Passing Standard	Com-mend	Scale Score	Passing Standard	Com-mend	Passing Standard	Com-mend
Neither Spanish TAKS nor TAKS-A was tested on the campus for this group in 2009.														

* Fewer than 5 students tested

For grades and subjects with multiple test administrations, the first administration results are used.

English TAKS-Alternate Results % Passing, Spring 2009: Students with Disabilities																	
300 Grade	Reading / ELA			Mathematics			Writing			Science			Social Studies			All Tests Taken	
	Scale Score	Passing Standard	Com-mend	Scale Score	Passing Standard	Com-mend	Scale Score	Passing Standard	Com-mend	Scale Score	Passing Standard	Com-mend	Scale Score	Passing Standard	Com-mend	Passing Standard	Com-mend
English TAKS-Alt was not tested on the campus for this group in 2009.																	

English TAKS-Modified Results % Passing, Spring 2009: Students with Disabilities																	
300 Grade	Reading / ELA			Mathematics			Writing			Science			Social Studies			All Tests Taken	
	Scale Score	Passing Standard	Com-mend	Scale Score	Passing Standard	Com-mend	Scale Score	Passing Standard	Com-mend	Scale Score	Passing Standard	Com-mend	Scale Score	Passing Standard	Com-mend	Passing Standard	Com-mend
5	*	*	*	*	*	*											
6	*	*	*	*	*	*											
Total	---	100	40	---	60	20											

NSE: No Standard Established

* Fewer than 5 students tested

For grades and subjects with multiple test administrations, the first administration results are used.

English TAKS Results % Passing, Spring 2009: Students with Disabilities																	
378 Grade	Reading / ELA			Mathematics			Writing			Science			Social Studies			All Tests Taken	
	Scale Score	Passing Standard	Com-mend	Scale Score	Passing Standard	Com-mend	Scale Score	Passing Standard	Com-mend	Scale Score	Passing Standard	Com-mend	Scale Score	Passing Standard	Com-mend	Passing Standard	Com-mend
3																	
4																	
5				*	*	*											
6	*	*	*	*	*	*										*	*
7	*	*	*	*	*	*	*	*	*							*	*
8																	
Total	---	*	*	---	*	*	---	*	*							*	*

English TAKS Results % Passing, Spring 2008: Students with Disabilities																	
378 Grade	Reading / ELA			Mathematics			Writing			Science			Social Studies			All Tests Taken	
	Scale Score	Passing Standard	Com-mend	Scale Score	Passing Standard	Com-mend	Scale Score	Passing Standard	Com-mend	Scale Score	Passing Standard	Com-mend	Scale Score	Passing Standard	Com-mend	Passing Standard	Com-mend
3																	
4																	
5				*	*	*											
6	*	*	*	*	*	*										*	*
7																	
8																	
Total	---	*	*	---	*	*										*	*

Spanish TAKS Results % Passing, Spring 2009: Students with Disabilities														
378 Grade	Reading / ELA			Mathematics			Writing			Science			All Tests Taken	
	Scale Score	Passing Standard	Com-mend	Scale Score	Passing Standard	Com-mend	Scale Score	Passing Standard	Com-mend	Scale Score	Passing Standard	Com-mend	Passing Standard	Com-mend
Neither Spanish TAKS nor TAKS-A was tested on the campus for this group in 2009.														

Spanish TAKS Results % Passing, Spring 2008: Students with Disabilities														
378 Grade	Reading / ELA			Mathematics			Writing			Science			All Tests Taken	
	Scale Score	Passing Standard	Com-mend	Scale Score	Passing Standard	Com-mend	Scale Score	Passing Standard	Com-mend	Scale Score	Passing Standard	Com-mend	Passing Standard	Com-mend
Neither Spanish TAKS nor TAKS-A was tested on the campus for this group in 2008.														

* Fewer than 5 students tested

For grades and subjects with multiple test administrations, the first administration results are used.

English TAKS-Alternate Results % Passing, Spring 2009: Students with Disabilities

378 Grade	Reading / ELA			Mathematics			Writing			Science			Social Studies			All Tests Taken	
	Scale Score	Passing Standard	Com-mend	Scale Score	Passing Standard	Com-mend	Scale Score	Passing Standard	Com-mend	Scale Score	Passing Standard	Com-mend	Scale Score	Passing Standard	Com-mend	Passing Standard	Com-mend

English TAKS-Alt was not tested on the campus for this group in 2009.

English TAKS-Alternate Results % Passing, Spring 2008: Students with Disabilities

378 Grade	Reading / ELA			Mathematics			Writing			Science			Social Studies			All Tests Taken	
	Scale Score	Passing Standard	Com-mend	Scale Score	Passing Standard	Com-mend	Scale Score	Passing Standard	Com-mend	Scale Score	Passing Standard	Com-mend	Scale Score	Passing Standard	Com-mend	Passing Standard	Com-mend

English TAKS-Alt was not tested on the campus for this group in 2008.

English TAKS-Modified Results % Passing, Spring 2009: Students with Disabilities

378 Grade	Reading / ELA			Mathematics			Writing			Science			Social Studies			All Tests Taken	
	Scale Score	Passing Standard	Com-mend	Scale Score	Passing Standard	Com-mend	Scale Score	Passing Standard	Com-mend	Scale Score	Passing Standard	Com-mend	Scale Score	Passing Standard	Com-mend	Passing Standard	Com-mend
3																	
4																	
5	*	*	*							*	*	*					
6	*	*	*	*	*	*											
7							NSE										
8																	
Total	---	*	*	---	*	*	---			---	*	*					

English TAKS-Modified Results % Passing, Spring 2008: Students with Disabilities

378 Grade	Reading / ELA			Mathematics			Writing			Science			Social Studies			All Tests Taken	
	Scale Score	Passing Standard	Com-mend	Scale Score	Passing Standard	Com-mend	Scale Score	Passing Standard	Com-mend	Scale Score	Passing Standard	Com-mend	Scale Score	Passing Standard	Com-mend	Passing Standard	Com-mend
3																	
4																	
5	*	*	*							*	*	*					
6	*	*	*	*	*	*											
7																	
8																	
Total	---	*	*	---	*	*				---	*	*					

NSE: No Standard Established

* Fewer than 5 students tested

For grades and subjects with multiple test administrations, the first administration results are used.

English TAKS Results % Passing, Spring 2009: Students with Disabilities																	
332 Grade	Reading / ELA			Mathematics			Writing			Science			Social Studies			All Tests Taken	
	Scale Score	Passing Standard	Com-mend	Scale Score	Passing Standard	Com-mend	Scale Score	Passing Standard	Com-mend	Scale Score	Passing Standard	Com-mend	Scale Score	Passing Standard	Com-mend	Passing Standard	Com-mend
5	*	*	*	*	*	*				*	*	*					
6	*	*	*	*	*	*										*	*
7	*	*	*	*	*	*	*	*	*							0	0
8	2007	33	11	1917	11	0				1869	10	0	2014	33	0		
Total	---	25	6	---	13	0	---	*	*	---	21	0	---	33	0	0	0

English TAKS Results % Passing, Spring 2008: Students with Disabilities																	
332 Grade	Reading / ELA			Mathematics			Writing			Science			Social Studies			All Tests Taken	
	Scale Score	Passing Standard	Com-mend	Scale Score	Passing Standard	Com-mend	Scale Score	Passing Standard	Com-mend	Scale Score	Passing Standard	Com-mend	Scale Score	Passing Standard	Com-mend	Passing Standard	Com-mend
5																	
6	*	*	*	*	*	*										*	*
7	1856	14	0	1908	0	0	2073	14	0							0	0
8	*	*	*	*	*	*				*	*	*	*	*	*		
Total	---	31	0	---	0	0	---	14	0	---	*	*	---	*	*	0	0

Spanish TAKS Results % Passing, Spring 2009: Students with Disabilities														
332 Grade	Reading / ELA			Mathematics			Writing			Science			All Tests Taken	
	Scale Score	Passing Standard	Com-mend	Scale Score	Passing Standard	Com-mend	Scale Score	Passing Standard	Com-mend	Scale Score	Passing Standard	Com-mend	Passing Standard	Com-mend
Neither Spanish TAKS nor TAKS-A was tested on the campus for this group in 2009.														

Spanish TAKS Results % Passing, Spring 2008: Students with Disabilities														
332 Grade	Reading / ELA			Mathematics			Writing			Science			All Tests Taken	
	Scale Score	Passing Standard	Com-mend	Scale Score	Passing Standard	Com-mend	Scale Score	Passing Standard	Com-mend	Scale Score	Passing Standard	Com-mend	Passing Standard	Com-mend
Neither Spanish TAKS nor TAKS-A was tested on the campus for this group in 2008.														

* Fewer than 5 students tested

For grades and subjects with multiple test administrations, the first administration results are used.

English TAKS-Alternate Results % Passing, Spring 2009: Students with Disabilities

332 Grade	Reading / ELA			Mathematics			Writing			Science			Social Studies			All Tests Taken	
	Scale Score	Passing Standard	Com-mend	Scale Score	Passing Standard	Com-mend	Scale Score	Passing Standard	Com-mend	Scale Score	Passing Standard	Com-mend	Scale Score	Passing Standard	Com-mend	Passing Standard	Com-mend

English TAKS-Alt was not tested on the campus for this group in 2009.

English TAKS-Alternate Results % Passing, Spring 2008: Students with Disabilities

332 Grade	Reading / ELA			Mathematics			Writing			Science			Social Studies			All Tests Taken	
	Scale Score	Passing Standard	Com-mend	Scale Score	Passing Standard	Com-mend	Scale Score	Passing Standard	Com-mend	Scale Score	Passing Standard	Com-mend	Scale Score	Passing Standard	Com-mend	Passing Standard	Com-mend

English TAKS-Alt was not tested on the campus for this group in 2008.

English TAKS-Modified Results % Passing, Spring 2009: Students with Disabilities

332 Grade	Reading / ELA			Mathematics			Writing			Science			Social Studies			All Tests Taken	
	Scale Score	Passing Standard	Com-mend	Scale Score	Passing Standard	Com-mend	Scale Score	Passing Standard	Com-mend	Scale Score	Passing Standard	Com-mend	Scale Score	Passing Standard	Com-mend	Passing Standard	Com-mend
5	*		*	*													
6	*		*	*		*											
7	2297	80	40	2144	50	13		NSE									
8	*		*	*		*				*		*		NSE			
Total	---	80	40	---	42	8	---			---		*	---				

English TAKS-Modified Results % Passing, Spring 2008: Students with Disabilities

332 Grade	Reading / ELA			Mathematics			Writing			Science			Social Studies			All Tests Taken	
	Scale Score	Passing Standard	Com-mend	Scale Score	Passing Standard	Com-mend	Scale Score	Passing Standard	Com-mend	Scale Score	Passing Standard	Com-mend	Scale Score	Passing Standard	Com-mend	Passing Standard	Com-mend
5																	
6	*		*	*		*											
7	2217	80	20	*		*											
8	*		*	*		*				*		*					
Total	---	80	20	---	44	0				---		*					

NSE: No Standard Established

* Fewer than 5 students tested

For grades and subjects with multiple test administrations, the first administration results are used.

English TAKS Results % Passing, Spring 2009: Students with Disabilities																	
343 Grade	Reading / ELA			Mathematics			Writing			Science			Social Studies			All Tests Taken	
	Scale Score	Passing Standard	Com-mend	Scale Score	Passing Standard	Com-mend	Scale Score	Passing Standard	Com-mend	Scale Score	Passing Standard	Com-mend	Scale Score	Passing Standard	Com-mend	Passing Standard	Com-mend
6																	
7	*	*	*	*	*	*	*	*	*							*	*
8	*	*	*	*	*	*				*	*	*	*	*	*		
Total	---	*	*	---	*	*	---	*	*	---	*	*	---	*	*	*	*

English TAKS Results % Passing, Spring 2008: Students with Disabilities																	
343 Grade	Reading / ELA			Mathematics			Writing			Science			Social Studies			All Tests Taken	
	Scale Score	Passing Standard	Com-mend	Scale Score	Passing Standard	Com-mend	Scale Score	Passing Standard	Com-mend	Scale Score	Passing Standard	Com-mend	Scale Score	Passing Standard	Com-mend	Passing Standard	Com-mend
6	*	*	*	*	*	*										*	*
7	*	*	*	*	*	*	*	*	*							*	*
8																	
Total	---	83	0	---	0	0	---	*	*							0	0

Spanish TAKS Results % Passing, Spring 2009: Students with Disabilities														
343 Grade	Reading / ELA			Mathematics			Writing			Science			All Tests Taken	
	Scale Score	Passing Standard	Com-mend	Scale Score	Passing Standard	Com-mend	Scale Score	Passing Standard	Com-mend	Scale Score	Passing Standard	Com-mend	Passing Standard	Com-mend
Neither Spanish TAKS nor TAKS-A was tested on the campus for this group in 2009.														

Spanish TAKS Results % Passing, Spring 2008: Students with Disabilities														
343 Grade	Reading / ELA			Mathematics			Writing			Science			All Tests Taken	
	Scale Score	Passing Standard	Com-mend	Scale Score	Passing Standard	Com-mend	Scale Score	Passing Standard	Com-mend	Scale Score	Passing Standard	Com-mend	Passing Standard	Com-mend
Neither Spanish TAKS nor TAKS-A was tested on the campus for this group in 2008.														

* Fewer than 5 students tested

For grades and subjects with multiple test administrations, the first administration results are used.

English TAKS-Alternate Results % Passing, Spring 2009: Students with Disabilities																	
343 Grade	Reading / ELA			Mathematics			Writing			Science			Social Studies			All Tests Taken	
	Scale Score	Passing Standard	Com-mend	Scale Score	Passing Standard	Com-mend	Scale Score	Passing Standard	Com-mend	Scale Score	Passing Standard	Com-mend	Scale Score	Passing Standard	Com-mend	Passing Standard	Com-mend
English TAKS-Alt was not tested on the campus for this group in 2009.																	

English TAKS-Alternate Results % Passing, Spring 2008: Students with Disabilities																	
343 Grade	Reading / ELA			Mathematics			Writing			Science			Social Studies			All Tests Taken	
	Scale Score	Passing Standard	Com-mend	Scale Score	Passing Standard	Com-mend	Scale Score	Passing Standard	Com-mend	Scale Score	Passing Standard	Com-mend	Scale Score	Passing Standard	Com-mend	Passing Standard	Com-mend
English TAKS-Alt was not tested on the campus for this group in 2008.																	

English TAKS-Modified Results % Passing, Spring 2009: Students with Disabilities																	
343 Grade	Reading / ELA			Mathematics			Writing			Science			Social Studies			All Tests Taken	
	Scale Score	Passing Standard	Com-mend	Scale Score	Passing Standard	Com-mend	Scale Score	Passing Standard	Com-mend	Scale Score	Passing Standard	Com-mend	Scale Score	Passing Standard	Com-mend	Passing Standard	Com-mend
English TAKS-M was not tested on the campus for this group in 2009.																	

English TAKS-Modified Results % Passing, Spring 2008: Students with Disabilities																	
343 Grade	Reading / ELA			Mathematics			Writing			Science			Social Studies			All Tests Taken	
	Scale Score	Passing Standard	Com-mend	Scale Score	Passing Standard	Com-mend	Scale Score	Passing Standard	Com-mend	Scale Score	Passing Standard	Com-mend	Scale Score	Passing Standard	Com-mend	Passing Standard	Com-mend
English TAKS-M was not tested on the campus for this group in 2008.																	

NSE: No Standard Established

* Fewer than 5 students tested

For grades and subjects with multiple test administrations, the first administration results are used.

English TAKS Results % Passing, Spring 2009: Students with Disabilities																	
29 Grade	Reading / ELA			Mathematics			Writing			Science			Social Studies			All Tests Taken	
	Scale Score	Passing Standard	Com-mend	Scale Score	Passing Standard	Com-mend	Scale Score	Passing Standard	Com-mend	Scale Score	Passing Standard	Com-mend	Scale Score	Passing Standard	Com-mend	Passing Standard	Com-mend
9	*	*	*	*	*	*										*	*
10	*	*	*	*	*	*				*	*	*	*	*	*	*	*
11	*	*	*	*	*	*				*	*	*	*	*	*	*	*
Total	---	40	20	---	40	0				---	*	*	---	*	*	20	0

English TAKS Results % Passing, Spring 2008: Students with Disabilities																	
29 Grade	Reading / ELA			Mathematics			Writing			Science			Social Studies			All Tests Taken	
	Scale Score	Passing Standard	Com-mend	Scale Score	Passing Standard	Com-mend	Scale Score	Passing Standard	Com-mend	Scale Score	Passing Standard	Com-mend	Scale Score	Passing Standard	Com-mend	Passing Standard	Com-mend
9	*	*	*	*	*	*										*	*
10	*	*	*	*	*	*										*	*
11	*	*	*	*	*	*				*	*	*	*	*	*	*	*
Total	---	50	0	---	0	0				---	*	*	---	*	*	17	0

Spanish TAKS Results % Passing, Spring 2009: Students with Disabilities														
29 Grade	Reading / ELA			Mathematics			Writing			Science			All Tests Taken	
	Scale Score	Passing Standard	Com-mend	Scale Score	Passing Standard	Com-mend	Scale Score	Passing Standard	Com-mend	Scale Score	Passing Standard	Com-mend	Passing Standard	Com-mend
Neither Spanish TAKS nor TAKS-A was tested on the campus for this group in 2009.														

Spanish TAKS Results % Passing, Spring 2008: Students with Disabilities														
29 Grade	Reading / ELA			Mathematics			Writing			Science			All Tests Taken	
	Scale Score	Passing Standard	Com-mend	Scale Score	Passing Standard	Com-mend	Scale Score	Passing Standard	Com-mend	Scale Score	Passing Standard	Com-mend	Passing Standard	Com-mend
Neither Spanish TAKS nor TAKS-A was tested on the campus for this group in 2008.														

* Fewer than 5 students tested

For grades and subjects with multiple test administrations, the first administration results are used.

English TAKS-Alternate Results % Passing, Spring 2009: Students with Disabilities																	
29 Grade	Reading / ELA			Mathematics			Writing			Science			Social Studies			All Tests Taken	
	Scale Score	Passing Standard	Com-mend	Scale Score	Passing Standard	Com-mend	Scale Score	Passing Standard	Com-mend	Scale Score	Passing Standard	Com-mend	Scale Score	Passing Standard	Com-mend	Passing Standard	Com-mend
English TAKS-Alt was not tested on the campus for this group in 2009.																	

English TAKS-Alternate Results % Passing, Spring 2008: Students with Disabilities																		
29 Grade	Reading / ELA			Mathematics			Writing			Science			Social Studies			All Tests Taken		
	Scale Score	Passing Standard	Com-mend	Scale Score	Passing Standard	Com-mend	Scale Score	Passing Standard	Com-mend	Scale Score	Passing Standard	Com-mend	Scale Score	Passing Standard	Com-mend	Passing Standard	Com-mend	
English TAKS-Alt was not tested on the campus for this group in 2008.																		

English TAKS-Modified Results % Passing, Spring 2009: Students with Disabilities																	
29 Grade	Reading / ELA			Mathematics			Writing			Science			Social Studies			All Tests Taken	
	Scale Score	Passing Standard	Com-mend	Scale Score	Passing Standard	Com-mend	Scale Score	Passing Standard	Com-mend	Scale Score	Passing Standard	Com-mend	Scale Score	Passing Standard	Com-mend	Passing Standard	Com-mend
English TAKS-M was not tested on the campus for this group in 2009.																	

English TAKS-Modified Results % Passing, Spring 2008: Students with Disabilities																	
29 Grade	Reading / ELA			Mathematics			Writing			Science			Social Studies			All Tests Taken	
	Scale Score	Passing Standard	Com-mend	Scale Score	Passing Standard	Com-mend	Scale Score	Passing Standard	Com-mend	Scale Score	Passing Standard	Com-mend	Scale Score	Passing Standard	Com-mend	Passing Standard	Com-mend
9																	
10				*	*	*				*	*	*					
11																	
Total				---	*	*				---	*	*					

NSE: No Standard Established

* Fewer than 5 students tested

For grades and subjects with multiple test administrations, the first administration results are used.

English TAKS Results % Passing, Spring 2009: Students with Disabilities																	
321 Grade	Reading / ELA			Mathematics			Writing			Science			Social Studies			All Tests Taken	
	Scale Score	Passing Standard	Com-mend	Scale Score	Passing Standard	Com-mend	Scale Score	Passing Standard	Com-mend	Scale Score	Passing Standard	Com-mend	Scale Score	Passing Standard	Com-mend	Passing Standard	Com-mend
9	*	■ *	*	*	■ *	*		■			■			■		■ *	*
Total	---	■ *	*	---	■ *	*		■			■			■		■ *	*

Spanish TAKS Results % Passing, Spring 2009: Students with Disabilities															
321 Grade	Reading / ELA			Mathematics			Writing			Science			All Tests Taken		
	Scale Score	Passing Standard	Com-mend	Scale Score	Passing Standard	Com-mend	Scale Score	Passing Standard	Com-mend	Scale Score	Passing Standard	Com-mend	Passing Standard	Com-mend	
		<div></div>			<div></div>			<div></div>			<div></div>		<div></div>		
Neither Spanish TAKS nor TAKS-A was tested on the campus for this group in 2009.															

* Fewer than 5 students tested

For grades and subjects with multiple test administrations, the first administration results are used.

English TAKS-Alternate Results % Passing, Spring 2009: Students with Disabilities																	
321 Grade	Reading / ELA			Mathematics			Writing			Science			Social Studies			All Tests Taken	
	Scale Score	Passing Standard	Com-mend	Scale Score	Passing Standard	Com-mend	Scale Score	Passing Standard	Com-mend	Scale Score	Passing Standard	Com-mend	Scale Score	Passing Standard	Com-mend	Passing Standard	Com-mend
English TAKS-Alt was not tested on the campus for this group in 2009.																	

English TAKS-Modified Results % Passing, Spring 2009: Students with Disabilities																	
321 Grade	Reading / ELA			Mathematics			Writing			Science			Social Studies			All Tests Taken	
	Scale Score	Passing Standard	Com-mend	Scale Score	Passing Standard	Com-mend	Scale Score	Passing Standard	Com-mend	Scale Score	Passing Standard	Com-mend	Scale Score	Passing Standard	Com-mend	Passing Standard	Com-mend
English TAKS-M was not tested on the campus for this group in 2009.																	

NSE: No Standard Established

* Fewer than 5 students tested

For grades and subjects with multiple test administrations, the first administration results are used.

English TAKS Results % Passing, Spring 2009: Students with Disabilities																	
326 Grade	Reading / ELA			Mathematics			Writing			Science			Social Studies			All Tests Taken	
	Scale Score	Passing Standard	Com-mend	Scale Score	Passing Standard	Com-mend	Scale Score	Passing Standard	Com-mend	Scale Score	Passing Standard	Com-mend	Scale Score	Passing Standard	Com-mend	Passing Standard	Com-mend
Neither English TAKS nor TAKS-A was tested on the campus for this group in 2009.																	

English TAKS Results % Passing, Spring 2008: Students with Disabilities																	
326 Grade	Reading / ELA			Mathematics			Writing			Science			Social Studies			All Tests Taken	
	Scale Score	Passing Standard	Com-mend	Scale Score	Passing Standard	Com-mend	Scale Score	Passing Standard	Com-mend	Scale Score	Passing Standard	Com-mend	Scale Score	Passing Standard	Com-mend	Passing Standard	Com-mend
9	*	*	*	*	*	*										*	*
10	*	*	*	*	*	*				*	*	*	*	*	*	*	*
11	*	*	*	*	*	*				*	*	*	*	*	*	*	*
Total	---	*	*	---	*	*				---	*	*	---	*	*	40	0

Spanish TAKS Results % Passing, Spring 2009: Students with Disabilities															
326 Grade	Reading / ELA			Mathematics			Writing			Science			All Tests Taken		
	Scale Score	Passing Standard	Com-mend	Scale Score	Passing Standard	Com-mend	Scale Score	Passing Standard	Com-mend	Scale Score	Passing Standard	Com-mend	Passing Standard	Com-mend	
Neither Spanish TAKS nor TAKS-A was tested on the campus for this group in 2009.															

Spanish TAKS Results % Passing, Spring 2008: Students with Disabilities															
326 Grade	Reading / ELA			Mathematics			Writing			Science			All Tests Taken		
	Scale Score	Passing Standard	Com-mend	Scale Score	Passing Standard	Com-mend	Scale Score	Passing Standard	Com-mend	Scale Score	Passing Standard	Com-mend	Passing Standard	Com-mend	
Neither Spanish TAKS nor TAKS-A was tested on the campus for this group in 2008.															

* Fewer than 5 students tested

For grades and subjects with multiple test administrations, the first administration results are used.

English TAKS-Alternate Results % Passing, Spring 2009: Students with Disabilities																	
326 Grade	Reading / ELA			Mathematics			Writing			Science			Social Studies			All Tests Taken	
	Scale Score	Passing Standard	Com-mend	Scale Score	Passing Standard	Com-mend	Scale Score	Passing Standard	Com-mend	Scale Score	Passing Standard	Com-mend	Scale Score	Passing Standard	Com-mend	Passing Standard	Com-mend
English TAKS-Alt was not tested on the campus for this group in 2009.																	

English TAKS-Alternate Results % Passing, Spring 2008: Students with Disabilities																	
326 Grade	Reading / ELA			Mathematics			Writing			Science			Social Studies			All Tests Taken	
	Scale Score	Passing Standard	Com-mend	Scale Score	Passing Standard	Com-mend	Scale Score	Passing Standard	Com-mend	Scale Score	Passing Standard	Com-mend	Scale Score	Passing Standard	Com-mend	Passing Standard	Com-mend
English TAKS-Alt was not tested on the campus for this group in 2008.																	

























English TAKS-Modified Results % Passing, Spring 2009: Students with Disabilities																	
326 Grade	Reading / ELA			Mathematics			Writing			Science			Social Studies			All Tests Taken	
	Scale Score	Passing Standard	Com-mend	Scale Score	Passing Standard	Com-mend	Scale Score	Passing Standard	Com-mend	Scale Score	Passing Standard	Com-mend	Scale Score	Passing Standard	Com-mend	Passing Standard	Com-mend
English TAKS-M was not tested on the campus for this group in 2009.																	






English TAKS-Modified Results % Passing, Spring 2008: Students with Disabilities																	
326 Grade	Reading / ELA			Mathematics			Writing			Science			Social Studies			All Tests Taken	
	Scale Score	Passing Standard	Com-mend	Scale Score	Passing Standard	Com-mend	Scale Score	Passing Standard	Com-mend	Scale Score	Passing Standard	Com-mend	Scale Score	Passing Standard	Com-mend	Passing Standard	Com-mend
English TAKS-M was not tested on the campus for this group in 2008.																	

NSE: No Standard Established

* Fewer than 5 students tested

For grades and subjects with multiple test administrations, the first administration results are used.

English TAKS Results % Passing, Spring 2009: Students with Disabilities																	
311 Grade	Reading / ELA			Mathematics			Writing			Science			Social Studies			All Tests Taken	
	Scale Score	Passing Standard	Com-mend	Scale Score	Passing Standard	Com-mend	Scale Score	Passing Standard	Com-mend	Scale Score	Passing Standard	Com-mend	Scale Score	Passing Standard	Com-mend	Passing Standard	Com-mend
9	*		*	*		*											*
10																	
11																	
Total	---		*	---		*											*

Spanish TAKS Results % Passing, Spring 2009: Students with Disabilities														
311 Grade	Reading / ELA			Mathematics			Writing			Science			All Tests Taken	
	Scale Score	Passing Standard	Com-mend	Scale Score	Passing Standard	Com-mend	Scale Score	Passing Standard	Com-mend	Scale Score	Passing Standard	Com-mend	Passing Standard	Com-mend
														
Neither Spanish TAKS nor TAKS-A was tested on the campus for this group in 2009.														

* Fewer than 5 students tested

For grades and subjects with multiple test administrations, the first administration results are used.

English TAKS-Alternate Results % Passing, Spring 2009: Students with Disabilities																	
311 Grade	Reading / ELA			Mathematics			Writing			Science			Social Studies			All Tests Taken	
	Scale Score	Passing Standard	Com-mend	Scale Score	Passing Standard	Com-mend	Scale Score	Passing Standard	Com-mend	Scale Score	Passing Standard	Com-mend	Scale Score	Passing Standard	Com-mend	Passing Standard	Com-mend
English TAKS-Alt was not tested on the campus for this group in 2009.																	

English TAKS-Modified Results % Passing, Spring 2009: Students with Disabilities																	
311 Grade	Reading / ELA			Mathematics			Writing			Science			Social Studies			All Tests Taken	
	Scale Score	Passing Standard	Com-mend	Scale Score	Passing Standard	Com-mend	Scale Score	Passing Standard	Com-mend	Scale Score	Passing Standard	Com-mend	Scale Score	Passing Standard	Com-mend	Passing Standard	Com-mend
English TAKS-M was not tested on the campus for this group in 2009.																	

NSE: No Standard Established

* Fewer than 5 students tested

For grades and subjects with multiple test administrations, the first administration results are used.

English TAKS Results % Passing, Spring 2009: Students with Disabilities																	
327 Grade	Reading / ELA			Mathematics			Writing			Science			Social Studies			All Tests Taken	
	Scale Score	Passing Standard	Com-mend	Scale Score	Passing Standard	Com-mend	Scale Score	Passing Standard	Com-mend	Scale Score	Passing Standard	Com-mend	Scale Score	Passing Standard	Com-mend	Passing Standard	Com-mend
9	*		*	*		*											*
10																	
11																	
Total	---		*	---		*											*

English TAKS Results % Passing, Spring 2008: Students with Disabilities																	
327 Grade	Reading / ELA			Mathematics			Writing			Science			Social Studies			All Tests Taken	
	Scale Score	Passing Standard	Com-mend	Scale Score	Passing Standard	Com-mend	Scale Score	Passing Standard	Com-mend	Scale Score	Passing Standard	Com-mend	Scale Score	Passing Standard	Com-mend	Passing Standard	Com-mend
Neither English TAKS nor TAKS-A was tested on the campus for this group in 2008.																	

Spanish TAKS Results % Passing, Spring 2009: Students with Disabilities														
327 Grade	Reading / ELA			Mathematics			Writing			Science			All Tests Taken	
	Scale Score	Passing Standard	Com-mend	Scale Score	Passing Standard	Com-mend	Scale Score	Passing Standard	Com-mend	Scale Score	Passing Standard	Com-mend	Passing Standard	Com-mend
Neither Spanish TAKS nor TAKS-A was tested on the campus for this group in 2009.														
Spanish TAKS Results % Passing, Spring 2008: Students with Disabilities														
327 Grade	Reading / ELA			Mathematics			Writing			Science			All Tests Taken	
	Scale Score	Passing Standard	Com-mend	Scale Score	Passing Standard	Com-mend	Scale Score	Passing Standard	Com-mend	Scale Score	Passing Standard	Com-mend	Passing Standard	Com-mend
Neither Spanish TAKS nor TAKS-A was tested on the campus for this group in 2008.														

* Fewer than 5 students tested

For grades and subjects with multiple test administrations, the first administration results are used.

English TAKS-Alternate Results % Passing, Spring 2009: Students with Disabilities																	
327 Grade	Reading / ELA			Mathematics			Writing			Science			Social Studies			All Tests Taken	
	Scale Score	Passing Standard	Com-mend	Scale Score	Passing Standard	Com-mend	Scale Score	Passing Standard	Com-mend	Scale Score	Passing Standard	Com-mend	Scale Score	Passing Standard	Com-mend	Passing Standard	Com-mend
English TAKS-Alt was not tested on the campus for this group in 2009.																	

English TAKS-Alternate Results % Passing, Spring 2008: Students with Disabilities																	
327 Grade	Reading / ELA			Mathematics			Writing			Science			Social Studies			All Tests Taken	
	Scale Score	Passing Standard	Com-mend	Scale Score	Passing Standard	Com-mend	Scale Score	Passing Standard	Com-mend	Scale Score	Passing Standard	Com-mend	Scale Score	Passing Standard	Com-mend	Passing Standard	Com-mend
English TAKS-Alt was not tested on the campus for this group in 2008.																	

English TAKS-Modified Results % Passing, Spring 2009: Students with Disabilities																	
327 Grade	Reading / ELA			Mathematics			Writing			Science			Social Studies			All Tests Taken	
	Scale Score	Passing Standard	Com-mend	Scale Score	Passing Standard	Com-mend	Scale Score	Passing Standard	Com-mend	Scale Score	Passing Standard	Com-mend	Scale Score	Passing Standard	Com-mend	Passing Standard	Com-mend
English TAKS-M was not tested on the campus for this group in 2009.																	

English TAKS-Modified Results % Passing, Spring 2008: Students with Disabilities																	
327 Grade	Reading / ELA			Mathematics			Writing			Science			Social Studies			All Tests Taken	
	Scale Score	Passing Standard	Com-mend	Scale Score	Passing Standard	Com-mend	Scale Score	Passing Standard	Com-mend	Scale Score	Passing Standard	Com-mend	Scale Score	Passing Standard	Com-mend	Passing Standard	Com-mend
English TAKS-M was not tested on the campus for this group in 2008.																	

NSE: No Standard Established

* Fewer than 5 students tested

For grades and subjects with multiple test administrations, the first administration results are used.

**CENTRAL REGION
SPECIAL EDUCATION
TAKS PERFORMANCE
SPRING 2009**

Central Region

English TAKS Results % Passing, Spring 2009: Students with Disabilities																	
703 Grade	Reading / ELA			Mathematics			Writing			Science			Social Studies			All Tests Taken	
	Scale Score	Passing Standard	Com-mend	Scale Score	Passing Standard	Com-mend	Scale Score	Passing Standard	Com-mend	Scale Score	Passing Standard	Com-mend	Scale Score	Passing Standard	Com-mend	Passing Standard	Com-mend
3	2230	73	31	2214	80	23											
4	2155	64	16	2212	74	26	2238	72	16							53	8
5	2150	57	15	2192	61	22				2305	81	36					
6	2129	56	16	2037	36	10										31	6
7	2048	37	6	2038	32	4	2123	51	3							23	1
8	2106	57	9	2010	30	3				2006	31	5	2163	67	10		
9	2118	56	8	1987	22	5										22	2
10	2087	46	1	1971	16	1				1974	19	1	2121	52	7	9	0
11	2133	55	8	2070	38	5				2097	46	5	2230	81	19	26	1
Total	---	55	12	---	42	11	---	60	9	---	43	12	---	64	11	27	3

English TAKS Results % Passing, Spring 2008: Students with Disabilities																	
703 Grade	Reading / ELA			Mathematics			Writing			Science			Social Studies			All Tests Taken	
	Scale Score	Passing Standard	Com-mend	Scale Score	Passing Standard	Com-mend	Scale Score	Passing Standard	Com-mend	Scale Score	Passing Standard	Com-mend	Scale Score	Passing Standard	Com-mend	Passing Standard	Com-mend
3	2171	61	17	2157	64	19											
4	2105	56	10	2123	59	15	2204	69	11							42	5
5	2117	55	15	2143	57	14				2200	73	25					
6	2065	45	7	1965	24	7										21	3
7	2030	38	3	1990	22	2	2094	46	4							16	0
8	2140	60	14	2006	24	2				1983	32	5	2155	64	8		
9	2051	42	3	1873	14	2										12	0
10	2095	45	4	1954	21	3				1989	25	5	2135	54	11	16	1
11	2122	52	3	2010	31	2				2073	41	3	2187	67	8	24	1
Total	---	50	9	---	35	7	---	56	7	---	46	11	---	62	9	22	2

Spanish TAKS Results % Passing, Spring 2009: Students with Disabilities														
703 Grade	Reading / ELA			Mathematics			Writing			Science			All Tests Taken	
	Scale Score	Passing Standard	Com-mend	Scale Score	Passing Standard	Com-mend	Scale Score	Passing Standard	Com-mend	Scale Score	Passing Standard	Com-mend	Passing Standard	Com-mend
3	2168	68	18	2111	64	11								
4	2135	70	15	2140	60	25	2261	76	14				50	5
5														
6														
Total	---	69	17	---	63	17	---	76	14				50	5

* Fewer than 5 students tested

Spanish TAKS Results % Passing, Spring 2008: Students with Disabilities														
703 Grade	Reading / ELA			Mathematics			Writing			Science			All Tests Taken	
	Scale Score	Passing Standard	Com-mend	Scale Score	Passing Standard	Com-mend	Scale Score	Passing Standard	Com-mend	Scale Score	Passing Standard	Com-mend	Passing Standard	Com-mend
3	2125	67	3	2128	56	12								
4	2138	65	10	2186	60	30	2270	76	14				48	5
5	*	*	*	*	*	*				*	*	*		*
6				*	*	*							*	*
Total	---	65	6	---	54	18	---	76	14	---	*	*	43	4

For grades and subjects with multiple test administrations, the first administration results are used.

Central Region

English TAKS-Alternate Results % Passing, Spring 2009: Students with Disabilities																	
703 Grade	Reading / ELA			Mathematics			Writing			Science			Social Studies			All Tests Taken	
	Scale Score	Passing Standard	Com-mend	Scale Score	Passing Standard	Com-mend	Scale Score	Passing Standard	Com-mend	Scale Score	Passing Standard	Com-mend	Scale Score	Passing Standard	Com-mend	Passing Standard	Com-mend
3		57	4		61	4										54	4
4		64	0		69	8		76	0							58	0
5		67	0		83	0					83	17				67	0
6		92	23		100	31										92	23
7		*	*		*	*		*	*							*	*
8		71	0		71	0					71	0		71	0	57	0
9		83	0		100	0										83	0
10		33	0		58	0					50	0		58	0	33	0
11		80	0		80	0					80	0		60	0	60	0
Total		66	4		74	7		71	0		67	3		62	0	59	4

English TAKS-Alternate Results % Passing, Spring 2008: Students with Disabilities																		
703 Grade	Reading / ELA			Mathematics			Writing			Science			Social Studies			All Tests Taken		
	Scale Score	Passing Standard	Com-mend	Scale Score	Passing Standard	Com-mend	Scale Score	Passing Standard	Com-mend	Scale Score	Passing Standard	Com-mend	Scale Score	Passing Standard	Com-mend	Passing Standard	Com-mend	
3		90	48		90	48										90	48	
4		*	*		*	*		*	*							*	*	
5		83	42		83	50					83	58				75	33	
6		*	*		*	*										*	*	
7		100	0		100	0		100	0							100	0	
8		*	*		*	*					*	*		*	*	*	*	
9		75	17		75	0										67	0	
10		*	*		*	*					*	*		*	*	*	*	
11		90	10		90	0					80	10		80	0	70	0	
Total		88	31		86	26		100	25		83	30		83	6	81	24	

English TAKS-Modified Results % Passing, Spring 2009: Students with Disabilities																		
703 Grade	Reading / ELA			Mathematics			Writing			Science			Social Studies			All Tests Taken		
	Scale Score	Passing Standard	Com-mend	Scale Score	Passing Standard	Com-mend	Scale Score	Passing Standard	Com-mend	Scale Score	Passing Standard	Com-mend	Scale Score	Passing Standard	Com-mend	Passing Standard	Com-mend	
3	2260	82	26	2304	85	33												
4	2221	76	13	2250	81	19		NSE										
5	2217	79	15	2241	71	25				2103	57	10						
6	2169	65	6	2129	55	7												
7	2169	67	5	2106	55	2		NSE										
8	2171	70	6	2075	45	1				2067	45	5		NSE				
9		NSE			NSE													
10	2147	63	8	2047	29	0				1989	20	0		NSE				
11		NSE			NSE						NSE			NSE				
Total	---	73	12	---	63	14	---			---	45	6	---					

English TAKS-Modified Results % Passing, Spring 2008: Students with Disabilities																	
703 Grade	Reading / ELA			Mathematics			Writing			Science			Social Studies			All Tests Taken	
	Scale Score	Passing Standard	Com-mend	Scale Score	Passing Standard	Com-mend	Scale Score	Passing Standard	Com-mend	Scale Score	Passing Standard	Com-mend	Scale Score	Passing Standard	Com-mend	Passing Standard	Com-mend
3	2185	74	14	2185	70	11											
4	2220	75	17	2197	65	13											
5	2188	67	14	2171	58	15				2066	47	8					
6	2112	51	4	2055	32	0											
7	2168	71	8	2083	49	1											
8	2141	60	6	2035	30	3				2031	23	1					
9																	
10	2133	61	6	2032	22	0				1950	15	0					
11																	
Total	---	67	11	---	50	8				---	35	5					

NSE: No Standard Established

* Fewer than 5 students tested

For grades and subjects with multiple test administrations, the first administration results are used.

English TAKS Results % Passing, Spring 2009: Students with Disabilities																	
268 Grade	Reading / ELA			Mathematics			Writing			Science			Social Studies			All Tests Taken	
	Scale Score	Passing Standard	Com-mend	Scale Score	Passing Standard	Com-mend	Scale Score	Passing Standard	Com-mend	Scale Score	Passing Standard	Com-mend	Scale Score	Passing Standard	Com-mend	Passing Standard	Com-mend
3	*		*	*		*											
4				*		*										*	*
5	*		*	*		*				*		*					
Total	---		*	---	100	20				---		*				*	*

English TAKS Results % Passing, Spring 2008: Students with Disabilities																	
268 Grade	Reading / ELA			Mathematics			Writing			Science			Social Studies			All Tests Taken	
	Scale Score	Passing Standard	Com-mend	Scale Score	Passing Standard	Com-mend	Scale Score	Passing Standard	Com-mend	Scale Score	Passing Standard	Com-mend	Scale Score	Passing Standard	Com-mend	Passing Standard	Com-mend
3	*		*	*		*											
4	2026	40	0	2092	33	17	*	*	*							33	0
5	2068	40	20	2262	83	17				2172	71	29					
Total	---	45	9	---	62	15	---	*	*	---	71	29				33	0

Spanish TAKS Results % Passing, Spring 2009: Students with Disabilities															
268 Grade	Reading / ELA			Mathematics			Writing			Science			All Tests Taken		
	Scale Score	Passing Standard	Com-mend	Scale Score	Passing Standard	Com-mend	Scale Score	Passing Standard	Com-mend	Scale Score	Passing Standard	Com-mend	Passing Standard	Com-mend	
3	*	<div></div> *	*	*	<div></div> *	*		<div></div>				<div></div>		<div></div>	
4	*	<div></div> *	*	*	<div></div> *	*	*	<div></div> *	*			<div></div>	<div></div> *	*	
5		<div></div>			<div></div>			<div></div>				<div></div>	<div></div>		
Total	---	<div></div> *	*	---	<div></div> *	*	---	<div></div> *	*			<div></div>	<div></div> *	*	

Spanish TAKS Results % Passing, Spring 2008: Students with Disabilities															
268 Grade	Reading / ELA			Mathematics			Writing			Science			All Tests Taken		
	Scale Score	Passing Standard	Com-mend	Scale Score	Passing Standard	Com-mend	Scale Score	Passing Standard	Com-mend	Scale Score	Passing Standard	Com-mend	Passing Standard	Com-mend	
3	*	<div></div> *	*	*	<div></div> *	*		<div></div>				<div></div>		<div></div>	
4	*	<div></div> *	*	*	<div></div> *	*	*	<div></div> *	*			<div></div>	<div></div> *	*	
5		<div></div>			<div></div>			<div></div>				<div></div>	<div></div>		
Total	---	<div></div> *	*	---	<div></div> *	*	---	<div></div> *	*			<div></div>	<div></div> *	*	

* Fewer than 5 students tested

For grades and subjects with multiple test administrations, the first administration results are used.

English TAKS-Alternate Results % Passing, Spring 2009: Students with Disabilities

268 Grade	Reading / ELA			Mathematics			Writing			Science			Social Studies			All Tests Taken	
	Scale Score	Passing Standard	Com-mend	Scale Score	Passing Standard	Com-mend	Scale Score	Passing Standard	Com-mend	Scale Score	Passing Standard	Com-mend	Scale Score	Passing Standard	Com-mend	Passing Standard	Com-mend
3		*	*		*	*										*	*
4																	
5																	
Total		*	*		*	*										*	*

English TAKS-Alternate Results % Passing, Spring 2008: Students with Disabilities

268 Grade	Reading / ELA			Mathematics			Writing			Science			Social Studies			All Tests Taken	
	Scale Score	Passing Standard	Com-mend	Scale Score	Passing Standard	Com-mend	Scale Score	Passing Standard	Com-mend	Scale Score	Passing Standard	Com-mend	Scale Score	Passing Standard	Com-mend	Passing Standard	Com-mend
3		*	*		*	*										*	*
4																	
5																	
Total		*	*		*	*										*	*

English TAKS-Modified Results % Passing, Spring 2009: Students with Disabilities

268 Grade	Reading / ELA			Mathematics			Writing			Science			Social Studies			All Tests Taken	
	Scale Score	Passing Standard	Com-mend	Scale Score	Passing Standard	Com-mend	Scale Score	Passing Standard	Com-mend	Scale Score	Passing Standard	Com-mend	Scale Score	Passing Standard	Com-mend	Passing Standard	Com-mend
3	*	*	*														
4	*	*	*	*	*	*		NSE									
5	2227	89	11	2309	80	40				2201	63	50					
Total	---	79	14	---	77	31	---			---	63	50					

English TAKS-Modified Results % Passing, Spring 2008: Students with Disabilities

268 Grade	Reading / ELA			Mathematics			Writing			Science			Social Studies			All Tests Taken	
	Scale Score	Passing Standard	Com-mend	Scale Score	Passing Standard	Com-mend	Scale Score	Passing Standard	Com-mend	Scale Score	Passing Standard	Com-mend	Scale Score	Passing Standard	Com-mend	Passing Standard	Com-mend
3	*	*	*	*	*	*											
4	*	*	*	*	*	*											
5	2091	40	0	*	*	*				*	*	*					
Total	---	50	10	---	43	0				---	*	*					

NSE: No Standard Established

* Fewer than 5 students tested

For grades and subjects with multiple test administrations, the first administration results are used.

English TAKS Results % Passing, Spring 2009: Students with Disabilities																	
110 Grade	Reading / ELA			Mathematics			Writing			Science			Social Studies			All Tests Taken	
	Scale Score	Passing Standard	Com-mend	Scale Score	Passing Standard	Com-mend	Scale Score	Passing Standard	Com-mend	Scale Score	Passing Standard	Com-mend	Scale Score	Passing Standard	Com-mend	Passing Standard	Com-mend
Neither English TAKS nor TAKS-A was tested on the campus for this group in 2009.																	

English TAKS Results % Passing, Spring 2008: Students with Disabilities																	
110 Grade	Reading / ELA			Mathematics			Writing			Science			Social Studies			All Tests Taken	
	Scale Score	Passing Standard	Com-mend	Scale Score	Passing Standard	Com-mend	Scale Score	Passing Standard	Com-mend	Scale Score	Passing Standard	Com-mend	Scale Score	Passing Standard	Com-mend	Passing Standard	Com-mend
3	*		*	*		*											
4	*		*	*		*	*		*							*	*
5	2011	17	17	*		*				*		*					
Total	---	25	13	---		*	---		*	---		*				*	*

Spanish TAKS Results % Passing, Spring 2009: Students with Disabilities														
110 Grade	Reading / ELA			Mathematics			Writing			Science			All Tests Taken	
	Scale Score	Passing Standard	Com-mend	Scale Score	Passing Standard	Com-mend	Scale Score	Passing Standard	Com-mend	Scale Score	Passing Standard	Com-mend	Passing Standard	Com-mend
Neither Spanish TAKS nor TAKS-A was tested on the campus for this group in 2009.														

Spanish TAKS Results % Passing, Spring 2008: Students with Disabilities														
110 Grade	Reading / ELA			Mathematics			Writing			Science			All Tests Taken	
	Scale Score	Passing Standard	Com-mend	Scale Score	Passing Standard	Com-mend	Scale Score	Passing Standard	Com-mend	Scale Score	Passing Standard	Com-mend	Passing Standard	Com-mend
Neither Spanish TAKS nor TAKS-A was tested on the campus for this group in 2008.														

* Fewer than 5 students tested

For grades and subjects with multiple test administrations, the first administration results are used.

English TAKS-Alternate Results % Passing, Spring 2009: Students with Disabilities

110 Grade	Reading / ELA			Mathematics			Writing			Science			Social Studies			All Tests Taken	
	Scale Score	Passing Standard	Com-mend	Scale Score	Passing Standard	Com-mend	Scale Score	Passing Standard	Com-mend	Scale Score	Passing Standard	Com-mend	Scale Score	Passing Standard	Com-mend	Passing Standard	Com-mend

English TAKS-Alt was not tested on the campus for this group in 2009.

English TAKS-Alternate Results % Passing, Spring 2008: Students with Disabilities

110 Grade	Reading / ELA			Mathematics			Writing			Science			Social Studies			All Tests Taken	
	Scale Score	Passing Standard	Com-mend	Scale Score	Passing Standard	Com-mend	Scale Score	Passing Standard	Com-mend	Scale Score	Passing Standard	Com-mend	Scale Score	Passing Standard	Com-mend	Passing Standard	Com-mend

English TAKS-Alt was not tested on the campus for this group in 2008.

English TAKS-Modified Results % Passing, Spring 2009: Students with Disabilities

110 Grade	Reading / ELA			Mathematics			Writing			Science			Social Studies			All Tests Taken	
	Scale Score	Passing Standard	Com-mend	Scale Score	Passing Standard	Com-mend	Scale Score	Passing Standard	Com-mend	Scale Score	Passing Standard	Com-mend	Scale Score	Passing Standard	Com-mend	Passing Standard	Com-mend
3	*	*	*	*	*	*											
4	2122	40	0	2225	100	0		NSE									
5	2410	100	71	2417	100	63				2131	75	0					
Total	---	73	33	---	93	33	---			---	75	0					

English TAKS-Modified Results % Passing, Spring 2008: Students with Disabilities

110 Grade	Reading / ELA			Mathematics			Writing			Science			Social Studies			All Tests Taken	
	Scale Score	Passing Standard	Com-mend	Scale Score	Passing Standard	Com-mend	Scale Score	Passing Standard	Com-mend	Scale Score	Passing Standard	Com-mend	Scale Score	Passing Standard	Com-mend	Passing Standard	Com-mend
3	*	*	*	*	*	*											
4	2256	100	20	2167	60	0											
5	*	*	*	2164	75	13				2016	22	0					
Total	---	75	8	---	69	6				---	22	0					

NSE: No Standard Established

* Fewer than 5 students tested

For grades and subjects with multiple test administrations, the first administration results are used.

English TAKS Results % Passing, Spring 2009: Students with Disabilities																	
120 Grade	Reading / ELA			Mathematics			Writing			Science			Social Studies			All Tests Taken	
	Scale Score	Passing Standard	Com-mend	Scale Score	Passing Standard	Com-mend	Scale Score	Passing Standard	Com-mend	Scale Score	Passing Standard	Com-mend	Scale Score	Passing Standard	Com-mend	Passing Standard	Com-mend
3	2273	78	44	2243	90	10											
4	2023	33	0	2078	38	8	2146	40	7							27	0
5	2007	29	0	1970	23	0				2263	89	33					
Total	---	43	11	---	47	6	---	40	7	---	89	33				27	0

English TAKS Results % Passing, Spring 2008: Students with Disabilities																	
120 Grade	Reading / ELA			Mathematics			Writing			Science			Social Studies			All Tests Taken	
	Scale Score	Passing Standard	Com-mend	Scale Score	Passing Standard	Com-mend	Scale Score	Passing Standard	Com-mend	Scale Score	Passing Standard	Com-mend	Scale Score	Passing Standard	Com-mend	Passing Standard	Com-mend
3	2035	18	0	2078	36	9											
4	1973	21	0	1999	21	0	2109	43	0							7	0
5	2025	38	0	2078	43	0				2152	70	10					
Total	---	26	0	---	33	3	---	43	0	---	70	10				7	0

Spanish TAKS Results % Passing, Spring 2009: Students with Disabilities														
120 Grade	Reading / ELA			Mathematics			Writing			Science			All Tests Taken	
	Scale Score	Passing Standard	Com-mend	Scale Score	Passing Standard	Com-mend	Scale Score	Passing Standard	Com-mend	Scale Score	Passing Standard	Com-mend	Passing Standard	Com-mend
3	*	*	*	*	*	*								
4														
5														
Total	---	*	*	---	*	*								

Spanish TAKS Results % Passing, Spring 2008: Students with Disabilities														
120 Grade	Reading / ELA			Mathematics			Writing			Science			All Tests Taken	
	Scale Score	Passing Standard	Com-mend	Scale Score	Passing Standard	Com-mend	Scale Score	Passing Standard	Com-mend	Scale Score	Passing Standard	Com-mend	Passing Standard	Com-mend
3	*	*	*	*	*	*								
4														
5														
Total	---	*	*	---	*	*								

* Fewer than 5 students tested

For grades and subjects with multiple test administrations, the first administration results are used.

English TAKS-Alternate Results % Passing, Spring 2009: Students with Disabilities

120 Grade	Reading / ELA			Mathematics			Writing			Science			Social Studies			All Tests Taken	
	Scale Score	Passing Standard	Com-mend	Scale Score	Passing Standard	Com-mend	Scale Score	Passing Standard	Com-mend	Scale Score	Passing Standard	Com-mend	Scale Score	Passing Standard	Com-mend	Passing Standard	Com-mend

English TAKS-Alt was not tested on the campus for this group in 2009.

English TAKS-Alternate Results % Passing, Spring 2008: Students with Disabilities

120 Grade	Reading / ELA			Mathematics			Writing			Science			Social Studies			All Tests Taken	
	Scale Score	Passing Standard	Com-mend	Scale Score	Passing Standard	Com-mend	Scale Score	Passing Standard	Com-mend	Scale Score	Passing Standard	Com-mend	Scale Score	Passing Standard	Com-mend	Passing Standard	Com-mend

English TAKS-Alt was not tested on the campus for this group in 2008.

English TAKS-Modified Results % Passing, Spring 2009: Students with Disabilities

120 Grade	Reading / ELA			Mathematics			Writing			Science			Social Studies			All Tests Taken	
	Scale Score	Passing Standard	Com-mend	Scale Score	Passing Standard	Com-mend	Scale Score	Passing Standard	Com-mend	Scale Score	Passing Standard	Com-mend	Scale Score	Passing Standard	Com-mend	Passing Standard	Com-mend
3	*	*	*	*	*	*											
4	*	*	*	*	*	*		NSE									
5	*	*	*	*	*	*				2159	71	14					
Total	---	71	14	---	88	13	---			---	71	14					

English TAKS-Modified Results % Passing, Spring 2008: Students with Disabilities

120 Grade	Reading / ELA			Mathematics			Writing			Science			Social Studies			All Tests Taken	
	Scale Score	Passing Standard	Com-mend	Scale Score	Passing Standard	Com-mend	Scale Score	Passing Standard	Com-mend	Scale Score	Passing Standard	Com-mend	Scale Score	Passing Standard	Com-mend	Passing Standard	Com-mend
3	*	*	*	*	*	*											
4	*	*	*	*	*	*											
5	2219	57	14	*	*	*				2168	70	10					
Total	---	67	11	---	67	0				---	70	10					

NSE: No Standard Established

* Fewer than 5 students tested

For grades and subjects with multiple test administrations, the first administration results are used.

English TAKS Results % Passing, Spring 2009: Students with Disabilities																	
135 Grade	Reading / ELA			Mathematics			Writing			Science			Social Studies			All Tests Taken	
	Scale Score	Passing Standard	Com-mend	Scale Score	Passing Standard	Com-mend	Scale Score	Passing Standard	Com-mend	Scale Score	Passing Standard	Com-mend	Scale Score	Passing Standard	Com-mend	Passing Standard	Com-mend
3	*	*	*	*	*	*											
4	*	*	*	*	*	*	*	*	*							*	*
5	*	*	*	*	*	*				*	*	*					
Total	---	78	11	---	100	29	---	*	*	---	*	*				*	*

English TAKS Results % Passing, Spring 2008: Students with Disabilities																	
135 Grade	Reading / ELA			Mathematics			Writing			Science			Social Studies			All Tests Taken	
	Scale Score	Passing Standard	Com-mend	Scale Score	Passing Standard	Com-mend	Scale Score	Passing Standard	Com-mend	Scale Score	Passing Standard	Com-mend	Scale Score	Passing Standard	Com-mend	Passing Standard	Com-mend
3	*	*	*	*	*	*											
4	*	*	*	*	*	*	*	*	*							*	*
5	*	*	*	*	*	*				*	*	*					
Total	---	30	0	---	63	13	---	*	*	---	*	*				*	*

Spanish TAKS Results % Passing, Spring 2009: Students with Disabilities														
135 Grade	Reading / ELA			Mathematics			Writing			Science			All Tests Taken	
	Scale Score	Passing Standard	Com-mend	Scale Score	Passing Standard	Com-mend	Scale Score	Passing Standard	Com-mend	Scale Score	Passing Standard	Com-mend	Passing Standard	Com-mend
3	*	*	*	*	*	*								
4														
5														
Total	---	*	*	---	*	*								

Spanish TAKS Results % Passing, Spring 2008: Students with Disabilities														
135 Grade	Reading / ELA			Mathematics			Writing			Science			All Tests Taken	
	Scale Score	Passing Standard	Com-mend	Scale Score	Passing Standard	Com-mend	Scale Score	Passing Standard	Com-mend	Scale Score	Passing Standard	Com-mend	Passing Standard	Com-mend
3	*	*	*	*	*	*								
4														
5														
Total	---	*	*	---	*	*								

* Fewer than 5 students tested

For grades and subjects with multiple test administrations, the first administration results are used.

English TAKS-Alternate Results % Passing, Spring 2009: Students with Disabilities

135 Grade	Reading / ELA			Mathematics			Writing			Science			Social Studies			All Tests Taken	
	Scale Score	Passing Standard	Com-mend	Scale Score	Passing Standard	Com-mend	Scale Score	Passing Standard	Com-mend	Scale Score	Passing Standard	Com-mend	Scale Score	Passing Standard	Com-mend	Passing Standard	Com-mend

English TAKS-Alt was not tested on the campus for this group in 2009.

English TAKS-Alternate Results % Passing, Spring 2008: Students with Disabilities

135 Grade	Reading / ELA			Mathematics			Writing			Science			Social Studies			All Tests Taken	
	Scale Score	Passing Standard	Com-mend	Scale Score	Passing Standard	Com-mend	Scale Score	Passing Standard	Com-mend	Scale Score	Passing Standard	Com-mend	Scale Score	Passing Standard	Com-mend	Passing Standard	Com-mend

English TAKS-Alt was not tested on the campus for this group in 2008.

English TAKS-Modified Results % Passing, Spring 2009: Students with Disabilities

135 Grade	Reading / ELA			Mathematics			Writing			Science			Social Studies			All Tests Taken	
	Scale Score	Passing Standard	Com-mend	Scale Score	Passing Standard	Com-mend	Scale Score	Passing Standard	Com-mend	Scale Score	Passing Standard	Com-mend	Scale Score	Passing Standard	Com-mend	Passing Standard	Com-mend
3	*		*	*		*											
4	*		*	*		*		NSE									
5				*		*				*		*					
Total	---	60	0	---	50	13	---			---		*					

English TAKS-Modified Results % Passing, Spring 2008: Students with Disabilities

135 Grade	Reading / ELA			Mathematics			Writing			Science			Social Studies			All Tests Taken	
	Scale Score	Passing Standard	Com-mend	Scale Score	Passing Standard	Com-mend	Scale Score	Passing Standard	Com-mend	Scale Score	Passing Standard	Com-mend	Scale Score	Passing Standard	Com-mend	Passing Standard	Com-mend
3	*		*	*		*											
4																	
5	*		*	*		*				*		*					
Total	---	60	20	---	20	0				---		*					

NSE: No Standard Established

* Fewer than 5 students tested

For grades and subjects with multiple test administrations, the first administration results are used.

English TAKS Results % Passing, Spring 2009: Students with Disabilities																	
139 Grade	Reading / ELA			Mathematics			Writing			Science			Social Studies			All Tests Taken	
	Scale Score	Passing Standard	Com-mend	Scale Score	Passing Standard	Com-mend	Scale Score	Passing Standard	Com-mend	Scale Score	Passing Standard	Com-mend	Scale Score	Passing Standard	Com-mend	Passing Standard	Com-mend
3	*		*	*		*											
4							*	*	*							*	*
5																	
Total	---	*	*	---	*	*	---	*	*							*	*

English TAKS Results % Passing, Spring 2008: Students with Disabilities																	
139 Grade	Reading / ELA			Mathematics			Writing			Science			Social Studies			All Tests Taken	
	Scale Score	Passing Standard	Com-mend	Scale Score	Passing Standard	Com-mend	Scale Score	Passing Standard	Com-mend	Scale Score	Passing Standard	Com-mend	Scale Score	Passing Standard	Com-mend	Passing Standard	Com-mend
3	1983	14	0	2035	57	0											
4	*	*	*	*	*	*	*	*	*							*	*
5	1975	23	8	1947	14	0				1938	36	0					
Total	---	22	4	---	29	4	---	*	*	---	36	0				*	*

Spanish TAKS Results % Passing, Spring 2009: Students with Disabilities														
139 Grade	Reading / ELA			Mathematics			Writing			Science			All Tests Taken	
	Scale Score	Passing Standard	Com-mend	Scale Score	Passing Standard	Com-mend	Scale Score	Passing Standard	Com-mend	Scale Score	Passing Standard	Com-mend	Passing Standard	Com-mend
3	*		*	*		*								
4														
5														
Total	---	*	*	---	*	*								

Spanish TAKS Results % Passing, Spring 2008: Students with Disabilities														
139 Grade	Reading / ELA			Mathematics			Writing			Science			All Tests Taken	
	Scale Score	Passing Standard	Com-mend	Scale Score	Passing Standard	Com-mend	Scale Score	Passing Standard	Com-mend	Scale Score	Passing Standard	Com-mend	Passing Standard	Com-mend
Neither Spanish TAKS nor TAKS-A was tested on the campus for this group in 2008.														

* Fewer than 5 students tested

For grades and subjects with multiple test administrations, the first administration results are used.

English TAKS-Alternate Results % Passing, Spring 2009: Students with Disabilities																	
139 Grade	Reading / ELA			Mathematics			Writing			Science			Social Studies			All Tests Taken	
	Scale Score	Passing Standard	Com-mend	Scale Score	Passing Standard	Com-mend	Scale Score	Passing Standard	Com-mend	Scale Score	Passing Standard	Com-mend	Scale Score	Passing Standard	Com-mend	Passing Standard	Com-mend
3		20	0		40	0										20	0
4		*	*		*	*		*	*							*	*
5																	
Total		50	0		62	0		*	*							50	0

English TAKS-Alternate Results % Passing, Spring 2008: Students with Disabilities																	
139 Grade	Reading / ELA			Mathematics			Writing			Science			Social Studies			All Tests Taken	
	Scale Score	Passing Standard	Com-mend	Scale Score	Passing Standard	Com-mend	Scale Score	Passing Standard	Com-mend	Scale Score	Passing Standard	Com-mend	Scale Score	Passing Standard	Com-mend	Passing Standard	Com-mend
3		*	*		*	*										*	*
4																	
5		*	*		*	*					*	*				*	*
Total		100	80		100	100					*	*				100	80

English TAKS-Modified Results % Passing, Spring 2009: Students with Disabilities																	
139 Grade	Reading / ELA			Mathematics			Writing			Science			Social Studies			All Tests Taken	
	Scale Score	Passing Standard	Com-mend	Scale Score	Passing Standard	Com-mend	Scale Score	Passing Standard	Com-mend	Scale Score	Passing Standard	Com-mend	Scale Score	Passing Standard	Com-mend	Passing Standard	Com-mend
3	2242	100	11	2258	89	22											
4	2132	50	0	2114	33	0		NSE									
5	2120	67	0	2146	40	0				2100	80	0					
Total	---	76	5	---	60	10	---			---	80	0					

English TAKS-Modified Results % Passing, Spring 2008: Students with Disabilities																	
139 Grade	Reading / ELA			Mathematics			Writing			Science			Social Studies			All Tests Taken	
	Scale Score	Passing Standard	Com-mend	Scale Score	Passing Standard	Com-mend	Scale Score	Passing Standard	Com-mend	Scale Score	Passing Standard	Com-mend	Scale Score	Passing Standard	Com-mend	Passing Standard	Com-mend
3	*	*	*	*	*	*											
4	*	*	*	*	*	*											
5	2150	60	0	2182	80	0				1927	20	0					
Total	---	40	0	---	70	0				---	20	0					

NSE: No Standard Established

* Fewer than 5 students tested

For grades and subjects with multiple test administrations, the first administration results are used.

English TAKS Results % Passing, Spring 2009: Students with Disabilities																	
115 Grade	Reading / ELA			Mathematics			Writing			Science			Social Studies			All Tests Taken	
	Scale Score	Passing Standard	Com-mend	Scale Score	Passing Standard	Com-mend	Scale Score	Passing Standard	Com-mend	Scale Score	Passing Standard	Com-mend	Scale Score	Passing Standard	Com-mend	Passing Standard	Com-mend
3	*	*	*	*	*	*											
4	*	*	*	*	*	*	*	*	*							*	*
5	2091	50	0	2057	25	0				*	*	*					
Total	---	50	0	---	42	0	---	*	*	---	*	*				*	*

English TAKS Results % Passing, Spring 2008: Students with Disabilities																	
115 Grade	Reading / ELA			Mathematics			Writing			Science			Social Studies			All Tests Taken	
	Scale Score	Passing Standard	Com-mend	Scale Score	Passing Standard	Com-mend	Scale Score	Passing Standard	Com-mend	Scale Score	Passing Standard	Com-mend	Scale Score	Passing Standard	Com-mend	Passing Standard	Com-mend
3	*	*	*	2119	80	0											
4	2137	75	13	2202	88	0	2207	71	0							50	0
5	*	*	*	*	*	*				*	*	*					
Total	---	77	8	---	81	6	---	71	0	---	*	*				50	0

Spanish TAKS Results % Passing, Spring 2009: Students with Disabilities														
115 Grade	Reading / ELA			Mathematics			Writing			Science			All Tests Taken	
	Scale Score	Passing Standard	Com-mend	Scale Score	Passing Standard	Com-mend	Scale Score	Passing Standard	Com-mend	Scale Score	Passing Standard	Com-mend	Passing Standard	Com-mend
3	*	*	*	*	*	*								
4														
5														
Total	---	*	*	---	*	*								

Spanish TAKS Results % Passing, Spring 2008: Students with Disabilities														
115 Grade	Reading / ELA			Mathematics			Writing			Science			All Tests Taken	
	Scale Score	Passing Standard	Com-mend	Scale Score	Passing Standard	Com-mend	Scale Score	Passing Standard	Com-mend	Scale Score	Passing Standard	Com-mend	Passing Standard	Com-mend
Neither Spanish TAKS nor TAKS-A was tested on the campus for this group in 2008.														

* Fewer than 5 students tested

For grades and subjects with multiple test administrations, the first administration results are used.

English TAKS-Alternate Results % Passing, Spring 2009: Students with Disabilities

115 Grade	Reading / ELA			Mathematics			Writing			Science			Social Studies			All Tests Taken	
	Scale Score	Passing Standard	Com-mend	Scale Score	Passing Standard	Com-mend	Scale Score	Passing Standard	Com-mend	Scale Score	Passing Standard	Com-mend	Scale Score	Passing Standard	Com-mend	Passing Standard	Com-mend

English TAKS-Alt was not tested on the campus for this group in 2009.

English TAKS-Alternate Results % Passing, Spring 2008: Students with Disabilities

115 Grade	Reading / ELA			Mathematics			Writing			Science			Social Studies			All Tests Taken	
	Scale Score	Passing Standard	Com-mend	Scale Score	Passing Standard	Com-mend	Scale Score	Passing Standard	Com-mend	Scale Score	Passing Standard	Com-mend	Scale Score	Passing Standard	Com-mend	Passing Standard	Com-mend

English TAKS-Alt was not tested on the campus for this group in 2008.

English TAKS-Modified Results % Passing, Spring 2009: Students with Disabilities

115 Grade	Reading / ELA			Mathematics			Writing			Science			Social Studies			All Tests Taken	
	Scale Score	Passing Standard	Com-mend	Scale Score	Passing Standard	Com-mend	Scale Score	Passing Standard	Com-mend	Scale Score	Passing Standard	Com-mend	Scale Score	Passing Standard	Com-mend	Passing Standard	Com-mend
3	*	*	*	2500	100	80											
4	*	*	*	2199	60	0		NSE									
5	2141	67	0	*	*	*				2082	40	20					
Total	---	71	14	---	71	29	---			---	40	20					

English TAKS-Modified Results % Passing, Spring 2008: Students with Disabilities

115 Grade	Reading / ELA			Mathematics			Writing			Science			Social Studies			All Tests Taken	
	Scale Score	Passing Standard	Com-mend	Scale Score	Passing Standard	Com-mend	Scale Score	Passing Standard	Com-mend	Scale Score	Passing Standard	Com-mend	Scale Score	Passing Standard	Com-mend	Passing Standard	Com-mend
3	*	*	*	*	*	*											
4	2189	71	0	2272	100	14											
5	*	*	*	*	*	*				*	*	*					
Total	---	80	20	---	79	14				---	*	*					

NSE: No Standard Established

* Fewer than 5 students tested

For grades and subjects with multiple test administrations, the first administration results are used.

English TAKS Results % Passing, Spring 2009: Students with Disabilities																	
152 Grade	Reading / ELA			Mathematics			Writing			Science			Social Studies			All Tests Taken	
	Scale Score	Passing Standard	Com-mend	Scale Score	Passing Standard	Com-mend	Scale Score	Passing Standard	Com-mend	Scale Score	Passing Standard	Com-mend	Scale Score	Passing Standard	Com-mend	Passing Standard	Com-mend
3																	
4	*	*	*	*	*	*	*	*	*							*	*
5	*	*	*	*	*	*											
Total	---	60	20	---	60	0	---	*	*							*	*

English TAKS Results % Passing, Spring 2008: Students with Disabilities																	
152 Grade	Reading / ELA			Mathematics			Writing			Science			Social Studies			All Tests Taken	
	Scale Score	Passing Standard	Com-mend	Scale Score	Passing Standard	Com-mend	Scale Score	Passing Standard	Com-mend	Scale Score	Passing Standard	Com-mend	Scale Score	Passing Standard	Com-mend	Passing Standard	Com-mend
3	2150	60	0	2087	60	0											
4	*	*	*	*	*	*	*	*	*							*	*
5	*	*	*	*	*	*				*	*	*					
Total	---	78	11	---	67	0	---	*	*	---	*	*				*	*

Spanish TAKS Results % Passing, Spring 2009: Students with Disabilities														
152 Grade	Reading / ELA			Mathematics			Writing			Science			All Tests Taken	
	Scale Score	Passing Standard	Com-mend	Scale Score	Passing Standard	Com-mend	Scale Score	Passing Standard	Com-mend	Scale Score	Passing Standard	Com-mend	Passing Standard	Com-mend
3	*	*	*	*	*	*								
4	*	*	*	*	*	*	*	*	*				*	*
5														
Total	---	*	*	---	*	*	---	*	*				*	*

Spanish TAKS Results % Passing, Spring 2008: Students with Disabilities														
152 Grade	Reading / ELA			Mathematics			Writing			Science			All Tests Taken	
	Scale Score	Passing Standard	Com-mend	Scale Score	Passing Standard	Com-mend	Scale Score	Passing Standard	Com-mend	Scale Score	Passing Standard	Com-mend	Passing Standard	Com-mend
3														
4	*	*	*	*	*	*	*	*	*				*	*
5														
Total	---	*	*	---	*	*	---	*	*				*	*

* Fewer than 5 students tested

For grades and subjects with multiple test administrations, the first administration results are used.

English TAKS-Alternate Results % Passing, Spring 2009: Students with Disabilities

152 Grade	Reading / ELA			Mathematics			Writing			Science			Social Studies			All Tests Taken	
	Scale Score	Passing Standard	Com-mend	Scale Score	Passing Standard	Com-mend	Scale Score	Passing Standard	Com-mend	Scale Score	Passing Standard	Com-mend	Scale Score	Passing Standard	Com-mend	Passing Standard	Com-mend

English TAKS-Alt was not tested on the campus for this group in 2009.

English TAKS-Alternate Results % Passing, Spring 2008: Students with Disabilities

152 Grade	Reading / ELA			Mathematics			Writing			Science			Social Studies			All Tests Taken	
	Scale Score	Passing Standard	Com-mend	Scale Score	Passing Standard	Com-mend	Scale Score	Passing Standard	Com-mend	Scale Score	Passing Standard	Com-mend	Scale Score	Passing Standard	Com-mend	Passing Standard	Com-mend

English TAKS-Alt was not tested on the campus for this group in 2008.

English TAKS-Modified Results % Passing, Spring 2009: Students with Disabilities

152 Grade	Reading / ELA			Mathematics			Writing			Science			Social Studies			All Tests Taken	
	Scale Score	Passing Standard	Com-mend	Scale Score	Passing Standard	Com-mend	Scale Score	Passing Standard	Com-mend	Scale Score	Passing Standard	Com-mend	Scale Score	Passing Standard	Com-mend	Passing Standard	Com-mend
3	2157	40	20	2246	83	17											
4	*	*	*	*	*	*		NSE									
5	*	*	*	*	*	*				*	*	*					
Total	---	64	9	---	75	25	---			---	*	*					

English TAKS-Modified Results % Passing, Spring 2008: Students with Disabilities

152 Grade	Reading / ELA			Mathematics			Writing			Science			Social Studies			All Tests Taken	
	Scale Score	Passing Standard	Com-mend	Scale Score	Passing Standard	Com-mend	Scale Score	Passing Standard	Com-mend	Scale Score	Passing Standard	Com-mend	Scale Score	Passing Standard	Com-mend	Passing Standard	Com-mend
3	*	*	*	*	*	*											
4	2284	80	40	2292	80	40											
5	2259	75	13	2233	71	0				2181	75	13					
Total	---	73	20	---	71	21				---	75	13					

NSE: No Standard Established

* Fewer than 5 students tested

For grades and subjects with multiple test administrations, the first administration results are used.

English TAKS Results % Passing, Spring 2009: Students with Disabilities																	
154 Grade	Reading / ELA			Mathematics			Writing			Science			Social Studies			All Tests Taken	
	Scale Score	Passing Standard	Com-mend	Scale Score	Passing Standard	Com-mend	Scale Score	Passing Standard	Com-mend	Scale Score	Passing Standard	Com-mend	Scale Score	Passing Standard	Com-mend	Passing Standard	Com-mend
3	*	*	*	*	*	*											
4	*	*	*	*	*	*	*	*	*							*	*
5	*	*	*	*	*	*				*	*	*					
Total	---	83	0	---	40	0	---	*	*	---	*	*				*	*

English TAKS Results % Passing, Spring 2008: Students with Disabilities																	
154 Grade	Reading / ELA			Mathematics			Writing			Science			Social Studies			All Tests Taken	
	Scale Score	Passing Standard	Com-mend	Scale Score	Passing Standard	Com-mend	Scale Score	Passing Standard	Com-mend	Scale Score	Passing Standard	Com-mend	Scale Score	Passing Standard	Com-mend	Passing Standard	Com-mend
3	2061	50	0	2072	50	0											
4	1974	22	0	1855	0	0	2044	44	0							0	0
5	2113	50	0	2163	71	29				2201	71	29					
Total	---	38	0	---	36	9	---	44	0	---	71	29				0	0

Spanish TAKS Results % Passing, Spring 2009: Students with Disabilities														
154 Grade	Reading / ELA			Mathematics			Writing			Science			All Tests Taken	
	Scale Score	Passing Standard	Com-mend	Scale Score	Passing Standard	Com-mend	Scale Score	Passing Standard	Com-mend	Scale Score	Passing Standard	Com-mend	Passing Standard	Com-mend
Neither Spanish TAKS nor TAKS-A was tested on the campus for this group in 2009.														

Spanish TAKS Results % Passing, Spring 2008: Students with Disabilities														
154 Grade	Reading / ELA			Mathematics			Writing			Science			All Tests Taken	
	Scale Score	Passing Standard	Com-mend	Scale Score	Passing Standard	Com-mend	Scale Score	Passing Standard	Com-mend	Scale Score	Passing Standard	Com-mend	Passing Standard	Com-mend
Neither Spanish TAKS nor TAKS-A was tested on the campus for this group in 2008.														

* Fewer than 5 students tested

For grades and subjects with multiple test administrations, the first administration results are used.

English TAKS-Alternate Results % Passing, Spring 2009: Students with Disabilities

154 Grade	Reading / ELA			Mathematics			Writing			Science			Social Studies			All Tests Taken	
	Scale Score	Passing Standard	Com-mend	Scale Score	Passing Standard	Com-mend	Scale Score	Passing Standard	Com-mend	Scale Score	Passing Standard	Com-mend	Scale Score	Passing Standard	Com-mend	Passing Standard	Com-mend
3																	
4																	
5		*	*		*	*					*	*				*	0
Total		*	*		*	*					*	*				*	0

English TAKS-Alternate Results % Passing, Spring 2008: Students with Disabilities

154 Grade	Reading / ELA			Mathematics			Writing			Science			Social Studies			All Tests Taken	
	Scale Score	Passing Standard	Com-mend	Scale Score	Passing Standard	Com-mend	Scale Score	Passing Standard	Com-mend	Scale Score	Passing Standard	Com-mend	Scale Score	Passing Standard	Com-mend	Passing Standard	Com-mend

English TAKS-Alt was not tested on the campus for this group in 2008.

English TAKS-Modified Results % Passing, Spring 2009: Students with Disabilities

154 Grade	Reading / ELA			Mathematics			Writing			Science			Social Studies			All Tests Taken	
	Scale Score	Passing Standard	Com-mend	Scale Score	Passing Standard	Com-mend	Scale Score	Passing Standard	Com-mend	Scale Score	Passing Standard	Com-mend	Scale Score	Passing Standard	Com-mend	Passing Standard	Com-mend
3	2124	80	0	2100	40	0											
4	2228	92	0	2424	92	54		NSE									
5	2086	40	0	2130	50	8				1954	36	0					
Total	---	71	0	---	67	27	---			---	36	0					

English TAKS-Modified Results % Passing, Spring 2008: Students with Disabilities

154 Grade	Reading / ELA			Mathematics			Writing			Science			Social Studies			All Tests Taken	
	Scale Score	Passing Standard	Com-mend	Scale Score	Passing Standard	Com-mend	Scale Score	Passing Standard	Com-mend	Scale Score	Passing Standard	Com-mend	Scale Score	Passing Standard	Com-mend	Passing Standard	Com-mend
3	*	*	*	*	*	*											
4	2065	63	0	2037	25	0											
5	2237	88	25	2153	63	0				2095	38	0					
Total	---	75	10	---	50	0				---	38	0					

NSE: No Standard Established

* Fewer than 5 students tested

For grades and subjects with multiple test administrations, the first administration results are used.

English TAKS Results % Passing, Spring 2009: Students with Disabilities																	
157 Grade	Reading / ELA			Mathematics			Writing			Science			Social Studies			All Tests Taken	
	Scale Score	Passing Standard	Com-mend	Scale Score	Passing Standard	Com-mend	Scale Score	Passing Standard	Com-mend	Scale Score	Passing Standard	Com-mend	Scale Score	Passing Standard	Com-mend	Passing Standard	Com-mend
3	*	*	*	*	*	*											
4	*	*	*	*	*	*	*	*	*							*	*
5	*	*	*	2097	50	0				2076	33	17					
6																	
Total	---	30	0	---	60	0	---	*	*	---	33	17				*	*

English TAKS Results % Passing, Spring 2008: Students with Disabilities																	
157 Grade	Reading / ELA			Mathematics			Writing			Science			Social Studies			All Tests Taken	
	Scale Score	Passing Standard	Com-mend	Scale Score	Passing Standard	Com-mend	Scale Score	Passing Standard	Com-mend	Scale Score	Passing Standard	Com-mend	Scale Score	Passing Standard	Com-mend	Passing Standard	Com-mend
3	*	*	*	*	*	*											
4	2049	17	17	2214	71	14	2190	71	0							29	0
5	*	*	*	*	*	*				*	*	*					
6	*	*	*	*	*	*										*	*
Total	---	25	8	---	46	8	---	71	0	---	*	*				38	0

Spanish TAKS Results % Passing, Spring 2009: Students with Disabilities														
157 Grade	Reading / ELA			Mathematics			Writing			Science			All Tests Taken	
	Scale Score	Passing Standard	Com-mend	Scale Score	Passing Standard	Com-mend	Scale Score	Passing Standard	Com-mend	Scale Score	Passing Standard	Com-mend	Passing Standard	Com-mend
3														
4	*	*	*	*	*	*	*	*	*				*	*
5														
6														
Total	---	*	*	---	*	*	---	*	*				*	*

Spanish TAKS Results % Passing, Spring 2008: Students with Disabilities														
157 Grade	Reading / ELA			Mathematics			Writing			Science			All Tests Taken	
	Scale Score	Passing Standard	Com-mend	Scale Score	Passing Standard	Com-mend	Scale Score	Passing Standard	Com-mend	Scale Score	Passing Standard	Com-mend	Passing Standard	Com-mend
3														
4	*	*	*	*	*	*	*	*	*				*	*
5														
6														
Total	---	*	*	---	*	*	---	*	*				*	*

* Fewer than 5 students tested

For grades and subjects with multiple test administrations, the first administration results are used.

English TAKS-Alternate Results % Passing, Spring 2009: Students with Disabilities

157 Grade	Reading / ELA			Mathematics			Writing			Science			Social Studies			All Tests Taken	
	Scale Score	Passing Standard	Com-mend	Scale Score	Passing Standard	Com-mend	Scale Score	Passing Standard	Com-mend	Scale Score	Passing Standard	Com-mend	Scale Score	Passing Standard	Com-mend	Passing Standard	Com-mend

English TAKS-Alt was not tested on the campus for this group in 2009.

English TAKS-Alternate Results % Passing, Spring 2008: Students with Disabilities

157 Grade	Reading / ELA			Mathematics			Writing			Science			Social Studies			All Tests Taken	
	Scale Score	Passing Standard	Com-mend	Scale Score	Passing Standard	Com-mend	Scale Score	Passing Standard	Com-mend	Scale Score	Passing Standard	Com-mend	Scale Score	Passing Standard	Com-mend	Passing Standard	Com-mend

English TAKS-Alt was not tested on the campus for this group in 2008.

English TAKS-Modified Results % Passing, Spring 2009: Students with Disabilities

157 Grade	Reading / ELA			Mathematics			Writing			Science			Social Studies			All Tests Taken	
	Scale Score	Passing Standard	Com-mend	Scale Score	Passing Standard	Com-mend	Scale Score	Passing Standard	Com-mend	Scale Score	Passing Standard	Com-mend	Scale Score	Passing Standard	Com-mend	Passing Standard	Com-mend
3				*	*	*											
4				*	*	*		NSE									
5	*	*	*	*	*	*				*	*	*					
6																	
Total	---	*	*	---	100	20	---			---	*	*					

English TAKS-Modified Results % Passing, Spring 2008: Students with Disabilities

157 Grade	Reading / ELA			Mathematics			Writing			Science			Social Studies			All Tests Taken	
	Scale Score	Passing Standard	Com-mend	Scale Score	Passing Standard	Com-mend	Scale Score	Passing Standard	Com-mend	Scale Score	Passing Standard	Com-mend	Scale Score	Passing Standard	Com-mend	Passing Standard	Com-mend
3																	
4	*	*	*														
5																	
6																	
Total	---	*	*														

NSE: No Standard Established

* Fewer than 5 students tested

For grades and subjects with multiple test administrations, the first administration results are used.

English TAKS Results % Passing, Spring 2009: Students with Disabilities																	
282 Grade	Reading / ELA			Mathematics			Writing			Science			Social Studies			All Tests Taken	
	Scale Score	Passing Standard	Com-mend	Scale Score	Passing Standard	Com-mend	Scale Score	Passing Standard	Com-mend	Scale Score	Passing Standard	Com-mend	Scale Score	Passing Standard	Com-mend	Passing Standard	Com-mend
3	*	*	*	*	*	*											
4	*	*	*	*	*	*	*	*	*							*	*
5	*	*	*	*	*	*											
Total	---	30	0	---	20	10	---	*	*							*	*

English TAKS Results % Passing, Spring 2008: Students with Disabilities																	
282 Grade	Reading / ELA			Mathematics			Writing			Science			Social Studies			All Tests Taken	
	Scale Score	Passing Standard	Com-mend	Scale Score	Passing Standard	Com-mend	Scale Score	Passing Standard	Com-mend	Scale Score	Passing Standard	Com-mend	Scale Score	Passing Standard	Com-mend	Passing Standard	Com-mend
3	2086	40	0	*	*	*											
4	1972	20	0	2028	40	0	2138	40	0							20	0
5	*	*	*	*	*	*				*	*	*					
Total	---	36	0	---	69	8	---	40	0	---	*	*				20	0

Spanish TAKS Results % Passing, Spring 2009: Students with Disabilities														
282 Grade	Reading / ELA			Mathematics			Writing			Science			All Tests Taken	
	Scale Score	Passing Standard	Com-mend	Scale Score	Passing Standard	Com-mend	Scale Score	Passing Standard	Com-mend	Scale Score	Passing Standard	Com-mend	Passing Standard	Com-mend
3	*	*	*	*	*	*								
4														
5														
Total	---	*	*	---	*	*								

Spanish TAKS Results % Passing, Spring 2008: Students with Disabilities														
282 Grade	Reading / ELA			Mathematics			Writing			Science			All Tests Taken	
	Scale Score	Passing Standard	Com-mend	Scale Score	Passing Standard	Com-mend	Scale Score	Passing Standard	Com-mend	Scale Score	Passing Standard	Com-mend	Passing Standard	Com-mend
3	*	*	*	*	*	*								
4														
5														
Total	---	*	*	---	*	*								

* Fewer than 5 students tested

For grades and subjects with multiple test administrations, the first administration results are used.

English TAKS-Alternate Results % Passing, Spring 2009: Students with Disabilities

282 Grade	Reading / ELA			Mathematics			Writing			Science			Social Studies			All Tests Taken	
	Scale Score	Passing Standard	Com-mend	Scale Score	Passing Standard	Com-mend	Scale Score	Passing Standard	Com-mend	Scale Score	Passing Standard	Com-mend	Scale Score	Passing Standard	Com-mend	Passing Standard	Com-mend

English TAKS-Alt was not tested on the campus for this group in 2009.

English TAKS-Alternate Results % Passing, Spring 2008: Students with Disabilities

282 Grade	Reading / ELA			Mathematics			Writing			Science			Social Studies			All Tests Taken	
	Scale Score	Passing Standard	Com-mend	Scale Score	Passing Standard	Com-mend	Scale Score	Passing Standard	Com-mend	Scale Score	Passing Standard	Com-mend	Scale Score	Passing Standard	Com-mend	Passing Standard	Com-mend

English TAKS-Alt was not tested on the campus for this group in 2008.

English TAKS-Modified Results % Passing, Spring 2009: Students with Disabilities

282 Grade	Reading / ELA			Mathematics			Writing			Science			Social Studies			All Tests Taken	
	Scale Score	Passing Standard	Com-mend	Scale Score	Passing Standard	Com-mend	Scale Score	Passing Standard	Com-mend	Scale Score	Passing Standard	Com-mend	Scale Score	Passing Standard	Com-mend	Passing Standard	Com-mend
3	*	*	*	*	*	*											
4	2245	100	0	2169	40	0		NSE									
5										*	*	*					
Total	---	100	0	---	57	14	---			---	*	*					

English TAKS-Modified Results % Passing, Spring 2008: Students with Disabilities

282 Grade	Reading / ELA			Mathematics			Writing			Science			Social Studies			All Tests Taken	
	Scale Score	Passing Standard	Com-mend	Scale Score	Passing Standard	Com-mend	Scale Score	Passing Standard	Com-mend	Scale Score	Passing Standard	Com-mend	Scale Score	Passing Standard	Com-mend	Passing Standard	Com-mend
3	*	*	*	*	*	*											
4																	
5	*	*	*	*	*	*				2105	40	0					
Total	---	80	0	---	60	0				---	40	0					

NSE: No Standard Established

* Fewer than 5 students tested

For grades and subjects with multiple test administrations, the first administration results are used.

English TAKS Results % Passing, Spring 2009: Students with Disabilities																	
168 Grade	Reading / ELA			Mathematics			Writing			Science			Social Studies			All Tests Taken	
	Scale Score	Passing Standard	Com-mend	Scale Score	Passing Standard	Com-mend	Scale Score	Passing Standard	Com-mend	Scale Score	Passing Standard	Com-mend	Scale Score	Passing Standard	Com-mend	Passing Standard	Com-mend
3	*		*	*		*											
4	*		*	*		*	*		*							*	*
5	*		*	*		*				*		*					
Total	---	100	50	---	100	33	---	*	*	---	*	*				*	*

English TAKS Results % Passing, Spring 2008: Students with Disabilities																	
168 Grade	Reading / ELA			Mathematics			Writing			Science			Social Studies			All Tests Taken	
	Scale Score	Passing Standard	Com-mend	Scale Score	Passing Standard	Com-mend	Scale Score	Passing Standard	Com-mend	Scale Score	Passing Standard	Com-mend	Scale Score	Passing Standard	Com-mend	Passing Standard	Com-mend
3	*		*	*		*											
4	*		*	*		*	*		*							*	*
5	*		*	*		*				*		*					
Total	---	67	33	---	100	20	---	*	*	---	*	*				*	*

Spanish TAKS Results % Passing, Spring 2009: Students with Disabilities														
168 Grade	Reading / ELA			Mathematics			Writing			Science			All Tests Taken	
	Scale Score	Passing Standard	Com-mend	Scale Score	Passing Standard	Com-mend	Scale Score	Passing Standard	Com-mend	Scale Score	Passing Standard	Com-mend	Passing Standard	Com-mend
Neither Spanish TAKS nor TAKS-A was tested on the campus for this group in 2009.														

Spanish TAKS Results % Passing, Spring 2008: Students with Disabilities														
168 Grade	Reading / ELA			Mathematics			Writing			Science			All Tests Taken	
	Scale Score	Passing Standard	Com-mend	Scale Score	Passing Standard	Com-mend	Scale Score	Passing Standard	Com-mend	Scale Score	Passing Standard	Com-mend	Passing Standard	Com-mend
Neither Spanish TAKS nor TAKS-A was tested on the campus for this group in 2008.														

* Fewer than 5 students tested

For grades and subjects with multiple test administrations, the first administration results are used.

English TAKS-Alternate Results % Passing, Spring 2009: Students with Disabilities																	
168 Grade	Reading / ELA			Mathematics			Writing			Science			Social Studies			All Tests Taken	
	Scale Score	Passing Standard	Com-mend	Scale Score	Passing Standard	Com-mend	Scale Score	Passing Standard	Com-mend	Scale Score	Passing Standard	Com-mend	Scale Score	Passing Standard	Com-mend	Passing Standard	Com-mend
3																	
4		*	*		*	*		*	*							*	*
5																	
Total		*	*		*	*		*	*							*	*

English TAKS-Alternate Results % Passing, Spring 2008: Students with Disabilities																	
168 Grade	Reading / ELA			Mathematics			Writing			Science			Social Studies			All Tests Taken	
	Scale Score	Passing Standard	Com-mend	Scale Score	Passing Standard	Com-mend	Scale Score	Passing Standard	Com-mend	Scale Score	Passing Standard	Com-mend	Scale Score	Passing Standard	Com-mend	Passing Standard	Com-mend
3		*	*		*	*										*	*
4																	
5		*	*		*	*					*	*				*	*
Total		*	*		*	*					*	*				*	*

English TAKS-Modified Results % Passing, Spring 2009: Students with Disabilities																	
168 Grade	Reading / ELA			Mathematics			Writing			Science			Social Studies			All Tests Taken	
	Scale Score	Passing Standard	Com-mend	Scale Score	Passing Standard	Com-mend	Scale Score	Passing Standard	Com-mend	Scale Score	Passing Standard	Com-mend	Scale Score	Passing Standard	Com-mend	Passing Standard	Com-mend
3	2510	100	83	2519	100	83											
4	*	*	*	*	*	*		NSE									
5	2363	100	40	2392	100	36				2241	100	18					
Total	---	100	53	---	100	56	---			---	100	18					

English TAKS-Modified Results % Passing, Spring 2008: Students with Disabilities																	
168 Grade	Reading / ELA			Mathematics			Writing			Science			Social Studies			All Tests Taken	
	Scale Score	Passing Standard	Com-mend	Scale Score	Passing Standard	Com-mend	Scale Score	Passing Standard	Com-mend	Scale Score	Passing Standard	Com-mend	Scale Score	Passing Standard	Com-mend	Passing Standard	Com-mend
3	*	*	*	*	*	*											
4	2372	100	40	2433	100	64											
5	2362	100	40	2423	100	40				2304	86	43					
Total	---	100	39	---	95	47				---	86	43					

NSE: No Standard Established

* Fewer than 5 students tested

For grades and subjects with multiple test administrations, the first administration results are used.

English TAKS Results % Passing, Spring 2009: Students with Disabilities																	
169 Grade	Reading / ELA			Mathematics			Writing			Science			Social Studies			All Tests Taken	
	Scale Score	Passing Standard	Com-mend	Scale Score	Passing Standard	Com-mend	Scale Score	Passing Standard	Com-mend	Scale Score	Passing Standard	Com-mend	Scale Score	Passing Standard	Com-mend	Passing Standard	Com-mend
3	2270	80	20	2244	100	20											
4	*	*	*	*	*	*	*	*	*							*	*
5	*	*	*	*	*	*				*	*	*					
Total	---	67	11	---	78	22	---	*	*	---	*	*				*	*

English TAKS Results % Passing, Spring 2008: Students with Disabilities																	
169 Grade	Reading / ELA			Mathematics			Writing			Science			Social Studies			All Tests Taken	
	Scale Score	Passing Standard	Com-mend	Scale Score	Passing Standard	Com-mend	Scale Score	Passing Standard	Com-mend	Scale Score	Passing Standard	Com-mend	Scale Score	Passing Standard	Com-mend	Passing Standard	Com-mend
3	*	*	*	*	*	*											
4	*	*	*	*	*	*	*	*	*							*	*
5	*	*	*	*	*	*				*	*	*					
Total	---	50	13	---	56	11	---	*	*	---	*	*				*	*

Spanish TAKS Results % Passing, Spring 2009: Students with Disabilities														
169 Grade	Reading / ELA			Mathematics			Writing			Science			All Tests Taken	
	Scale Score	Passing Standard	Com-mend	Scale Score	Passing Standard	Com-mend	Scale Score	Passing Standard	Com-mend	Scale Score	Passing Standard	Com-mend	Passing Standard	Com-mend
3	*	*	*	*										
4														
5														
Total	---	*	*											

Spanish TAKS Results % Passing, Spring 2008: Students with Disabilities														
169 Grade	Reading / ELA			Mathematics			Writing			Science			All Tests Taken	
	Scale Score	Passing Standard	Com-mend	Scale Score	Passing Standard	Com-mend	Scale Score	Passing Standard	Com-mend	Scale Score	Passing Standard	Com-mend	Passing Standard	Com-mend
3	*	*	*	*	*	*								
4														
5														
Total	---	*	*	---	*	*								

* Fewer than 5 students tested

For grades and subjects with multiple test administrations, the first administration results are used.

English TAKS-Alternate Results % Passing, Spring 2009: Students with Disabilities

169 Grade	Reading / ELA			Mathematics			Writing			Science			Social Studies			All Tests Taken	
	Scale Score	Passing Standard	Com-mend	Scale Score	Passing Standard	Com-mend	Scale Score	Passing Standard	Com-mend	Scale Score	Passing Standard	Com-mend	Scale Score	Passing Standard	Com-mend	Passing Standard	Com-mend

English TAKS-Alt was not tested on the campus for this group in 2009.

English TAKS-Alternate Results % Passing, Spring 2008: Students with Disabilities

169 Grade	Reading / ELA			Mathematics			Writing			Science			Social Studies			All Tests Taken	
	Scale Score	Passing Standard	Com-mend	Scale Score	Passing Standard	Com-mend	Scale Score	Passing Standard	Com-mend	Scale Score	Passing Standard	Com-mend	Scale Score	Passing Standard	Com-mend	Passing Standard	Com-mend

English TAKS-Alt was not tested on the campus for this group in 2008.

English TAKS-Modified Results % Passing, Spring 2009: Students with Disabilities

169 Grade	Reading / ELA			Mathematics			Writing			Science			Social Studies			All Tests Taken	
	Scale Score	Passing Standard	Com-mend	Scale Score	Passing Standard	Com-mend	Scale Score	Passing Standard	Com-mend	Scale Score	Passing Standard	Com-mend	Scale Score	Passing Standard	Com-mend	Passing Standard	Com-mend
3	*		*	*		*											
4	*		*	*		*		NSE									
5																	
Total	---		*	*	---	*	*	---									

English TAKS-Modified Results % Passing, Spring 2008: Students with Disabilities

169 Grade	Reading / ELA			Mathematics			Writing			Science			Social Studies			All Tests Taken	
	Scale Score	Passing Standard	Com-mend	Scale Score	Passing Standard	Com-mend	Scale Score	Passing Standard	Com-mend	Scale Score	Passing Standard	Com-mend	Scale Score	Passing Standard	Com-mend	Passing Standard	Com-mend
3	*		*	*		*											
4																	
5																	
Total	---		*	*													

NSE: No Standard Established

* Fewer than 5 students tested

For grades and subjects with multiple test administrations, the first administration results are used.

English TAKS Results % Passing, Spring 2009: Students with Disabilities																	
170 Grade	Reading / ELA			Mathematics			Writing			Science			Social Studies			All Tests Taken	
	Scale Score	Passing Standard	Com-mend	Scale Score	Passing Standard	Com-mend	Scale Score	Passing Standard	Com-mend	Scale Score	Passing Standard	Com-mend	Scale Score	Passing Standard	Com-mend	Passing Standard	Com-mend
3	2157	80	20	2177	100	20											
4	*	*	*	*	*	*	*	*	*							*	*
5	*	*	*	*	*	*				*	*	*					
Total	---	78	11	---	100	22	---	*	*	---	*	*				*	*

English TAKS Results % Passing, Spring 2008: Students with Disabilities																	
170 Grade	Reading / ELA			Mathematics			Writing			Science			Social Studies			All Tests Taken	
	Scale Score	Passing Standard	Com-mend	Scale Score	Passing Standard	Com-mend	Scale Score	Passing Standard	Com-mend	Scale Score	Passing Standard	Com-mend	Scale Score	Passing Standard	Com-mend	Passing Standard	Com-mend
3	*	*	*	*	*	*											
4	*	*	*	*	*	*	*	*	*							*	*
5	2067	29	0	2020	50	0				*	*	*					
Total	---	38	8	---	58	8	---	*	*	---	*	*				*	*

Spanish TAKS Results % Passing, Spring 2009: Students with Disabilities														
170 Grade	Reading / ELA			Mathematics			Writing			Science			All Tests Taken	
	Scale Score	Passing Standard	Com-mend	Scale Score	Passing Standard	Com-mend	Scale Score	Passing Standard	Com-mend	Scale Score	Passing Standard	Com-mend	Passing Standard	Com-mend
3	*	*	*	*	*	*								
4	2167	57	14	2242	57	43	2275	57	29				43	14
5														
Total	---	50	10	---	50	30	---	57	29				43	14

* Fewer than 5 students tested

Spanish TAKS Results % Passing, Spring 2008: Students with Disabilities														
170 Grade	Reading / ELA			Mathematics			Writing			Science			All Tests Taken	
	Scale Score	Passing Standard	Com-mend	Scale Score	Passing Standard	Com-mend	Scale Score	Passing Standard	Com-mend	Scale Score	Passing Standard	Com-mend	Passing Standard	Com-mend
3	2189	80	0	2284	80	60								
4	*	*	*	*	*	*	*	*	*				*	*
5	*	*	*	*	*	*				*	*	*		
Total	---	67	0	---	67	44	---	*	*	---	*	*	*	*

For grades and subjects with multiple test administrations, the first administration results are used.

English TAKS-Alternate Results % Passing, Spring 2009: Students with Disabilities

170 Grade	Reading / ELA			Mathematics			Writing			Science			Social Studies			All Tests Taken	
	Scale Score	Passing Standard	Com-mend	Scale Score	Passing Standard	Com-mend	Scale Score	Passing Standard	Com-mend	Scale Score	Passing Standard	Com-mend	Scale Score	Passing Standard	Com-mend	Passing Standard	Com-mend

English TAKS-Alt was not tested on the campus for this group in 2009.

English TAKS-Alternate Results % Passing, Spring 2008: Students with Disabilities

170 Grade	Reading / ELA			Mathematics			Writing			Science			Social Studies			All Tests Taken	
	Scale Score	Passing Standard	Com-mend	Scale Score	Passing Standard	Com-mend	Scale Score	Passing Standard	Com-mend	Scale Score	Passing Standard	Com-mend	Scale Score	Passing Standard	Com-mend	Passing Standard	Com-mend

English TAKS-Alt was not tested on the campus for this group in 2008.

English TAKS-Modified Results % Passing, Spring 2009: Students with Disabilities

170 Grade	Reading / ELA			Mathematics			Writing			Science			Social Studies			All Tests Taken	
	Scale Score	Passing Standard	Com-mend	Scale Score	Passing Standard	Com-mend	Scale Score	Passing Standard	Com-mend	Scale Score	Passing Standard	Com-mend	Scale Score	Passing Standard	Com-mend	Passing Standard	Com-mend
3	*		*	*		*											
4	*		*	*		*		NSE									
5	*		*	*		*				*		*					
Total	---		83	17	---	88	13	---		---		*					

English TAKS-Modified Results % Passing, Spring 2008: Students with Disabilities

170 Grade	Reading / ELA			Mathematics			Writing			Science			Social Studies			All Tests Taken	
	Scale Score	Passing Standard	Com-mend	Scale Score	Passing Standard	Com-mend	Scale Score	Passing Standard	Com-mend	Scale Score	Passing Standard	Com-mend	Scale Score	Passing Standard	Com-mend	Passing Standard	Com-mend
3				*		*											
4	*		*	*		*											
5				*		*				*		*					
Total	---		*	*	---	100	40	---		---		*					

NSE: No Standard Established

* Fewer than 5 students tested

For grades and subjects with multiple test administrations, the first administration results are used.

English TAKS Results % Passing, Spring 2009: Students with Disabilities																	
184 Grade	Reading / ELA			Mathematics			Writing			Science			Social Studies			All Tests Taken	
	Scale Score	Passing Standard	Com-mend	Scale Score	Passing Standard	Com-mend	Scale Score	Passing Standard	Com-mend	Scale Score	Passing Standard	Com-mend	Scale Score	Passing Standard	Com-mend	Passing Standard	Com-mend
3	*		*	*		*											
4							*		*								*
5																	
Total	---		*	---		*	---		*								*

English TAKS Results % Passing, Spring 2008: Students with Disabilities																	
184 Grade	Reading / ELA			Mathematics			Writing			Science			Social Studies			All Tests Taken	
	Scale Score	Passing Standard	Com-mend	Scale Score	Passing Standard	Com-mend	Scale Score	Passing Standard	Com-mend	Scale Score	Passing Standard	Com-mend	Scale Score	Passing Standard	Com-mend	Passing Standard	Com-mend
3	*		*	*		*											
4																	
5																	
Total	---		*	---		*											

Spanish TAKS Results % Passing, Spring 2009: Students with Disabilities														
184 Grade	Reading / ELA			Mathematics			Writing			Science			All Tests Taken	
	Scale Score	Passing Standard	Com-mend	Scale Score	Passing Standard	Com-mend	Scale Score	Passing Standard	Com-mend	Scale Score	Passing Standard	Com-mend	Passing Standard	Com-mend
Neither Spanish TAKS nor TAKS-A was tested on the campus for this group in 2009.														

Spanish TAKS Results % Passing, Spring 2008: Students with Disabilities														
184 Grade	Reading / ELA			Mathematics			Writing			Science			All Tests Taken	
	Scale Score	Passing Standard	Com-mend	Scale Score	Passing Standard	Com-mend	Scale Score	Passing Standard	Com-mend	Scale Score	Passing Standard	Com-mend	Passing Standard	Com-mend
Neither Spanish TAKS nor TAKS-A was tested on the campus for this group in 2008.														

* Fewer than 5 students tested

For grades and subjects with multiple test administrations, the first administration results are used.

English TAKS-Alternate Results % Passing, Spring 2009: Students with Disabilities

184 Grade	Reading / ELA			Mathematics			Writing			Science			Social Studies			All Tests Taken	
	Scale Score	Passing Standard	Com-mend	Scale Score	Passing Standard	Com-mend	Scale Score	Passing Standard	Com-mend	Scale Score	Passing Standard	Com-mend	Scale Score	Passing Standard	Com-mend	Passing Standard	Com-mend
3		*	*		*	*										*	*
4		*	*		*	*		*	*							*	*
5		*	*		*	*					*	*				*	0
Total		57	14		62	25		*	*		*	*				50	12

English TAKS-Alternate Results % Passing, Spring 2008: Students with Disabilities

184 Grade	Reading / ELA			Mathematics			Writing			Science			Social Studies			All Tests Taken	
	Scale Score	Passing Standard	Com-mend	Scale Score	Passing Standard	Com-mend	Scale Score	Passing Standard	Com-mend	Scale Score	Passing Standard	Com-mend	Scale Score	Passing Standard	Com-mend	Passing Standard	Com-mend
3		*	*		*	*										*	*
4																	
5		*	*		*	*					*	*				*	*
Total		*	*		*	*					*	*				*	*

English TAKS-Modified Results % Passing, Spring 2009: Students with Disabilities

184 Grade	Reading / ELA			Mathematics			Writing			Science			Social Studies			All Tests Taken	
	Scale Score	Passing Standard	Com-mend	Scale Score	Passing Standard	Com-mend	Scale Score	Passing Standard	Com-mend	Scale Score	Passing Standard	Com-mend	Scale Score	Passing Standard	Com-mend	Passing Standard	Com-mend
3																	
4	*	*	*	*	*	*		NSE									
5	*	*	*	*	*	*				*	*	*					
Total	---	60	20	---	83	33	---			---	*	*					

English TAKS-Modified Results % Passing, Spring 2008: Students with Disabilities

184 Grade	Reading / ELA			Mathematics			Writing			Science			Social Studies			All Tests Taken	
	Scale Score	Passing Standard	Com-mend	Scale Score	Passing Standard	Com-mend	Scale Score	Passing Standard	Com-mend	Scale Score	Passing Standard	Com-mend	Scale Score	Passing Standard	Com-mend	Passing Standard	Com-mend
3	*	*	*	*	*	*											
4	*	*	*	*	*	*											
5	2273	80	40	2307	100	20				*	*	*					
Total	---	63	25	---	88	13				---	*	*					

NSE: No Standard Established

* Fewer than 5 students tested

For grades and subjects with multiple test administrations, the first administration results are used.

English TAKS Results % Passing, Spring 2009: Students with Disabilities																	
195 Grade	Reading / ELA			Mathematics			Writing			Science			Social Studies			All Tests Taken	
	Scale Score	Passing Standard	Com-mend	Scale Score	Passing Standard	Com-mend	Scale Score	Passing Standard	Com-mend	Scale Score	Passing Standard	Com-mend	Scale Score	Passing Standard	Com-mend	Passing Standard	Com-mend
3	*		*	*		*											
4	*		*	*		*	*		*							*	*
5	*		*	*		*				*		*					
Total	---		*	---		*	---		*	---		*				*	*

English TAKS Results % Passing, Spring 2008: Students with Disabilities																	
195 Grade	Reading / ELA			Mathematics			Writing			Science			Social Studies			All Tests Taken	
	Scale Score	Passing Standard	Com-mend	Scale Score	Passing Standard	Com-mend	Scale Score	Passing Standard	Com-mend	Scale Score	Passing Standard	Com-mend	Scale Score	Passing Standard	Com-mend	Passing Standard	Com-mend
3	*		*	*		*											
4	*		*	*		*	*		*							*	*
5																	
Total	---	60	0	---		*	---		*							*	*

Spanish TAKS Results % Passing, Spring 2009: Students with Disabilities														
195 Grade	Reading / ELA			Mathematics			Writing			Science			All Tests Taken	
	Scale Score	Passing Standard	Com-mend	Scale Score	Passing Standard	Com-mend	Scale Score	Passing Standard	Com-mend	Scale Score	Passing Standard	Com-mend	Passing Standard	Com-mend
Neither Spanish TAKS nor TAKS-A was tested on the campus for this group in 2009.														

Spanish TAKS Results % Passing, Spring 2008: Students with Disabilities														
195 Grade	Reading / ELA			Mathematics			Writing			Science			All Tests Taken	
	Scale Score	Passing Standard	Com-mend	Scale Score	Passing Standard	Com-mend	Scale Score	Passing Standard	Com-mend	Scale Score	Passing Standard	Com-mend	Passing Standard	Com-mend
Neither Spanish TAKS nor TAKS-A was tested on the campus for this group in 2008.														

* Fewer than 5 students tested

For grades and subjects with multiple test administrations, the first administration results are used.

English TAKS-Alternate Results % Passing, Spring 2009: Students with Disabilities

195 Grade	Reading / ELA			Mathematics			Writing			Science			Social Studies			All Tests Taken	
	Scale Score	Passing Standard	Com-mend	Scale Score	Passing Standard	Com-mend	Scale Score	Passing Standard	Com-mend	Scale Score	Passing Standard	Com-mend	Scale Score	Passing Standard	Com-mend	Passing Standard	Com-mend

English TAKS-Alt was not tested on the campus for this group in 2009.

English TAKS-Alternate Results % Passing, Spring 2008: Students with Disabilities

195 Grade	Reading / ELA			Mathematics			Writing			Science			Social Studies			All Tests Taken	
	Scale Score	Passing Standard	Com-mend	Scale Score	Passing Standard	Com-mend	Scale Score	Passing Standard	Com-mend	Scale Score	Passing Standard	Com-mend	Scale Score	Passing Standard	Com-mend	Passing Standard	Com-mend

English TAKS-Alt was not tested on the campus for this group in 2008.

English TAKS-Modified Results % Passing, Spring 2009: Students with Disabilities

195 Grade	Reading / ELA			Mathematics			Writing			Science			Social Studies			All Tests Taken	
	Scale Score	Passing Standard	Com-mend	Scale Score	Passing Standard	Com-mend	Scale Score	Passing Standard	Com-mend	Scale Score	Passing Standard	Com-mend	Scale Score	Passing Standard	Com-mend	Passing Standard	Com-mend
3	*		*	*		*											
4	*		*	*		*		NSE									
5	*		*	*		*				*		*					
Total	---	90	30	---	91	55	---			---		*					

English TAKS-Modified Results % Passing, Spring 2008: Students with Disabilities

195 Grade	Reading / ELA			Mathematics			Writing			Science			Social Studies			All Tests Taken	
	Scale Score	Passing Standard	Com-mend	Scale Score	Passing Standard	Com-mend	Scale Score	Passing Standard	Com-mend	Scale Score	Passing Standard	Com-mend	Scale Score	Passing Standard	Com-mend	Passing Standard	Com-mend
3	*		*	*		*											
4	*		*	*		*											
5	2234	80	0	2316	80	60				2175	80	20					
Total	---	80	10	---	83	33				---	80	20					

NSE: No Standard Established

* Fewer than 5 students tested

For grades and subjects with multiple test administrations, the first administration results are used.

English TAKS Results % Passing, Spring 2009: Students with Disabilities																	
198 Grade	Reading / ELA			Mathematics			Writing			Science			Social Studies			All Tests Taken	
	Scale Score	Passing Standard	Com-mend	Scale Score	Passing Standard	Com-mend	Scale Score	Passing Standard	Com-mend	Scale Score	Passing Standard	Com-mend	Scale Score	Passing Standard	Com-mend	Passing Standard	Com-mend
3				*	*	*											
4	*	*	*				*	*	*							*	*
5	*	*	*	*	*	*				*	*	*					
Total	---	*	*	---	*	*	---	*	*	---	*	*				*	*

English TAKS Results % Passing, Spring 2008: Students with Disabilities																	
198 Grade	Reading / ELA			Mathematics			Writing			Science			Social Studies			All Tests Taken	
	Scale Score	Passing Standard	Com-mend	Scale Score	Passing Standard	Com-mend	Scale Score	Passing Standard	Com-mend	Scale Score	Passing Standard	Com-mend	Scale Score	Passing Standard	Com-mend	Passing Standard	Com-mend
3	2254	100	0	2301	100	17											
4	*	*	*	*	*	*	*	*	*							*	*
5	2112	57	14	2231	88	13				2251	100	0					
Total	---	73	7	---	94	11	---	*	*	---	100	0				*	*

Spanish TAKS Results % Passing, Spring 2009: Students with Disabilities														
198 Grade	Reading / ELA			Mathematics			Writing			Science			All Tests Taken	
	Scale Score	Passing Standard	Com-mend	Scale Score	Passing Standard	Com-mend	Scale Score	Passing Standard	Com-mend	Scale Score	Passing Standard	Com-mend	Passing Standard	Com-mend
Neither Spanish TAKS nor TAKS-A was tested on the campus for this group in 2009.														

Spanish TAKS Results % Passing, Spring 2008: Students with Disabilities														
198 Grade	Reading / ELA			Mathematics			Writing			Science			All Tests Taken	
	Scale Score	Passing Standard	Com-mend	Scale Score	Passing Standard	Com-mend	Scale Score	Passing Standard	Com-mend	Scale Score	Passing Standard	Com-mend	Passing Standard	Com-mend
Neither Spanish TAKS nor TAKS-A was tested on the campus for this group in 2008.														

* Fewer than 5 students tested

For grades and subjects with multiple test administrations, the first administration results are used.

English TAKS-Alternate Results % Passing, Spring 2009: Students with Disabilities																	
198 Grade	Reading / ELA			Mathematics			Writing			Science			Social Studies			All Tests Taken	
	Scale Score	Passing Standard	Com-mend	Scale Score	Passing Standard	Com-mend	Scale Score	Passing Standard	Com-mend	Scale Score	Passing Standard	Com-mend	Scale Score	Passing Standard	Com-mend	Passing Standard	Com-mend
3		*	*		*	*										*	0
4																	
5																	
Total		*	*		*	*										*	0

English TAKS-Alternate Results % Passing, Spring 2008: Students with Disabilities																	
198 Grade	Reading / ELA			Mathematics			Writing			Science			Social Studies			All Tests Taken	
	Scale Score	Passing Standard	Com-mend	Scale Score	Passing Standard	Com-mend	Scale Score	Passing Standard	Com-mend	Scale Score	Passing Standard	Com-mend	Scale Score	Passing Standard	Com-mend	Passing Standard	Com-mend
English TAKS-Alt was not tested on the campus for this group in 2008.																	

English TAKS-Modified Results % Passing, Spring 2009: Students with Disabilities																	
198 Grade	Reading / ELA			Mathematics			Writing			Science			Social Studies			All Tests Taken	
	Scale Score	Passing Standard	Com-mend	Scale Score	Passing Standard	Com-mend	Scale Score	Passing Standard	Com-mend	Scale Score	Passing Standard	Com-mend	Scale Score	Passing Standard	Com-mend	Passing Standard	Com-mend
3	2333	100	33	2227	83	0											
4	2112	67	0	2251	88	13		NSE									
5	*	*	*	*	*	*				*	*	*					
Total	---	88	19	---	89	11	---			---	*	*					

English TAKS-Modified Results % Passing, Spring 2008: Students with Disabilities																	
198 Grade	Reading / ELA			Mathematics			Writing			Science			Social Studies			All Tests Taken	
	Scale Score	Passing Standard	Com-mend	Scale Score	Passing Standard	Com-mend	Scale Score	Passing Standard	Com-mend	Scale Score	Passing Standard	Com-mend	Scale Score	Passing Standard	Com-mend	Passing Standard	Com-mend
3	2160	60	20	*	*	*											
4	*	*	*	*	*	*											
5	2131	57	14	2042	33	0				2045	43	0					
Total	---	67	27	---	58	17				---	43	0					

NSE: No Standard Established

* Fewer than 5 students tested

For grades and subjects with multiple test administrations, the first administration results are used.

English TAKS Results % Passing, Spring 2009: Students with Disabilities																	
272 Grade	Reading / ELA			Mathematics			Writing			Science			Social Studies			All Tests Taken	
	Scale Score	Passing Standard	Com-mend	Scale Score	Passing Standard	Com-mend	Scale Score	Passing Standard	Com-mend	Scale Score	Passing Standard	Com-mend	Scale Score	Passing Standard	Com-mend	Passing Standard	Com-mend
3	*	*	*	*	*	*											
4	*	*	*	*	*	*	*	*	*							*	*
5	*	*	*	*	*	*				*	*	*					
Total	---	50	0	---	75	0	---	*	*	---	*	*				*	*

English TAKS Results % Passing, Spring 2008: Students with Disabilities																	
272 Grade	Reading / ELA			Mathematics			Writing			Science			Social Studies			All Tests Taken	
	Scale Score	Passing Standard	Com-mend	Scale Score	Passing Standard	Com-mend	Scale Score	Passing Standard	Com-mend	Scale Score	Passing Standard	Com-mend	Scale Score	Passing Standard	Com-mend	Passing Standard	Com-mend
3	2148	80	20	2053	40	20											
4	*	*	*	*	*	*	*	*	*							*	*
5	1924	17	0	*	*	*				*	*	*					
Total	---	47	7	---	42	33	---	*	*	---	*	*				*	*

Spanish TAKS Results % Passing, Spring 2009: Students with Disabilities														
272 Grade	Reading / ELA			Mathematics			Writing			Science			All Tests Taken	
	Scale Score	Passing Standard	Com-mend	Scale Score	Passing Standard	Com-mend	Scale Score	Passing Standard	Com-mend	Scale Score	Passing Standard	Com-mend	Passing Standard	Com-mend
3	*	*	*	*	*	*								
4														
5														
Total	---	*	*	---	*	*								

Spanish TAKS Results % Passing, Spring 2008: Students with Disabilities														
272 Grade	Reading / ELA			Mathematics			Writing			Science			All Tests Taken	
	Scale Score	Passing Standard	Com-mend	Scale Score	Passing Standard	Com-mend	Scale Score	Passing Standard	Com-mend	Scale Score	Passing Standard	Com-mend	Passing Standard	Com-mend
3	*	*	*	*	*	*								
4	*	*	*	*	*	*	*	*	*				*	*
5														
Total	---	*	*	---	*	*	---	*	*				*	*

* Fewer than 5 students tested

For grades and subjects with multiple test administrations, the first administration results are used.

English TAKS-Alternate Results % Passing, Spring 2009: Students with Disabilities																	
272 Grade	Reading / ELA			Mathematics			Writing			Science			Social Studies			All Tests Taken	
	Scale Score	Passing Standard	Com-mend	Scale Score	Passing Standard	Com-mend	Scale Score	Passing Standard	Com-mend	Scale Score	Passing Standard	Com-mend	Scale Score	Passing Standard	Com-mend	Passing Standard	Com-mend
3		*	*		*	*										*	*
4		*	*		*	*		*	*							*	*
5																	
Total		67	0		100	0		*	*							67	0

English TAKS-Alternate Results % Passing, Spring 2008: Students with Disabilities																	
272 Grade	Reading / ELA			Mathematics			Writing			Science			Social Studies			All Tests Taken	
	Scale Score	Passing Standard	Com-mend	Scale Score	Passing Standard	Com-mend	Scale Score	Passing Standard	Com-mend	Scale Score	Passing Standard	Com-mend	Scale Score	Passing Standard	Com-mend	Passing Standard	Com-mend
3		*	*		*	*										*	*
4																	
5																	
Total		*	*		*	*										*	*

English TAKS-Modified Results % Passing, Spring 2009: Students with Disabilities																	
272 Grade	Reading / ELA			Mathematics			Writing			Science			Social Studies			All Tests Taken	
	Scale Score	Passing Standard	Com-mend	Scale Score	Passing Standard	Com-mend	Scale Score	Passing Standard	Com-mend	Scale Score	Passing Standard	Com-mend	Scale Score	Passing Standard	Com-mend	Passing Standard	Com-mend
3	*	*	*	*	*	*											
4	*	*	*	*	*	*		NSE									
5	2121	71	0	2068	29	0				1928	0	0					
Total	---	67	0	---	50	0	---			---	0	0					

English TAKS-Modified Results % Passing, Spring 2008: Students with Disabilities																	
272 Grade	Reading / ELA			Mathematics			Writing			Science			Social Studies			All Tests Taken	
	Scale Score	Passing Standard	Com-mend	Scale Score	Passing Standard	Com-mend	Scale Score	Passing Standard	Com-mend	Scale Score	Passing Standard	Com-mend	Scale Score	Passing Standard	Com-mend	Passing Standard	Com-mend
3				*	*	*											
4	*	*	*	*	*	*											
5	*	*	*	*	*	*				1853	0	0					
Total	---	40	0	---	25	0				---	0	0					

NSE: No Standard Established

* Fewer than 5 students tested

For grades and subjects with multiple test administrations, the first administration results are used.

English TAKS Results % Passing, Spring 2009: Students with Disabilities																	
201 Grade	Reading / ELA			Mathematics			Writing			Science			Social Studies			All Tests Taken	
	Scale Score	Passing Standard	Com-mend	Scale Score	Passing Standard	Com-mend	Scale Score	Passing Standard	Com-mend	Scale Score	Passing Standard	Com-mend	Scale Score	Passing Standard	Com-mend	Passing Standard	Com-mend
3	*	*	*	*	*	*											
4	*	*	*	*	*	*	*	*	*							*	*
5	*	*	*	*	*	*				*	*	*					
Total	---	75	13	---	86	29	---	*	*	---	*	*				*	*

English TAKS Results % Passing, Spring 2008: Students with Disabilities																	
201 Grade	Reading / ELA			Mathematics			Writing			Science			Social Studies			All Tests Taken	
	Scale Score	Passing Standard	Com-mend	Scale Score	Passing Standard	Com-mend	Scale Score	Passing Standard	Com-mend	Scale Score	Passing Standard	Com-mend	Scale Score	Passing Standard	Com-mend	Passing Standard	Com-mend
3	*	*	*	*	*	*											
4	*	*	*	*	*	*	*	*	*							*	*
5	*	*	*	*	*	*				*	*	*					
Total	---	70	30	---	50	25	---	*	*	---	*	*				*	*

Spanish TAKS Results % Passing, Spring 2009: Students with Disabilities														
201 Grade	Reading / ELA			Mathematics			Writing			Science			All Tests Taken	
	Scale Score	Passing Standard	Com-mend	Scale Score	Passing Standard	Com-mend	Scale Score	Passing Standard	Com-mend	Scale Score	Passing Standard	Com-mend	Passing Standard	Com-mend
Neither Spanish TAKS nor TAKS-A was tested on the campus for this group in 2009.														

Spanish TAKS Results % Passing, Spring 2008: Students with Disabilities														
201 Grade	Reading / ELA			Mathematics			Writing			Science			All Tests Taken	
	Scale Score	Passing Standard	Com-mend	Scale Score	Passing Standard	Com-mend	Scale Score	Passing Standard	Com-mend	Scale Score	Passing Standard	Com-mend	Passing Standard	Com-mend
Neither Spanish TAKS nor TAKS-A was tested on the campus for this group in 2008.														

* Fewer than 5 students tested

For grades and subjects with multiple test administrations, the first administration results are used.

English TAKS-Alternate Results % Passing, Spring 2009: Students with Disabilities

201 Grade	Reading / ELA			Mathematics			Writing			Science			Social Studies			All Tests Taken	
	Scale Score	Passing Standard	Com-mend	Scale Score	Passing Standard	Com-mend	Scale Score	Passing Standard	Com-mend	Scale Score	Passing Standard	Com-mend	Scale Score	Passing Standard	Com-mend	Passing Standard	Com-mend

English TAKS-Alt was not tested on the campus for this group in 2009.

English TAKS-Alternate Results % Passing, Spring 2008: Students with Disabilities

201 Grade	Reading / ELA			Mathematics			Writing			Science			Social Studies			All Tests Taken	
	Scale Score	Passing Standard	Com-mend	Scale Score	Passing Standard	Com-mend	Scale Score	Passing Standard	Com-mend	Scale Score	Passing Standard	Com-mend	Scale Score	Passing Standard	Com-mend	Passing Standard	Com-mend

English TAKS-Alt was not tested on the campus for this group in 2008.

English TAKS-Modified Results % Passing, Spring 2009: Students with Disabilities

201 Grade	Reading / ELA			Mathematics			Writing			Science			Social Studies			All Tests Taken	
	Scale Score	Passing Standard	Com-mend	Scale Score	Passing Standard	Com-mend	Scale Score	Passing Standard	Com-mend	Scale Score	Passing Standard	Com-mend	Scale Score	Passing Standard	Com-mend	Passing Standard	Com-mend
3																	
4																	
5	*	*	*	*	*	*				*	*	*					
Total	---	*	*	---	*	*				---	*	*					

English TAKS-Modified Results % Passing, Spring 2008: Students with Disabilities

201 Grade	Reading / ELA			Mathematics			Writing			Science			Social Studies			All Tests Taken	
	Scale Score	Passing Standard	Com-mend	Scale Score	Passing Standard	Com-mend	Scale Score	Passing Standard	Com-mend	Scale Score	Passing Standard	Com-mend	Scale Score	Passing Standard	Com-mend	Passing Standard	Com-mend
3																	
4	*	*	*	*	*	*											
5	*	*	*	*	*	*				*	*	*					
Total	---	*	*	---	80	0				---	*	*					

NSE: No Standard Established

* Fewer than 5 students tested

For grades and subjects with multiple test administrations, the first administration results are used.

English TAKS Results % Passing, Spring 2009: Students with Disabilities																	
204 Grade	Reading / ELA			Mathematics			Writing			Science			Social Studies			All Tests Taken	
	Scale Score	Passing Standard	Com-mend	Scale Score	Passing Standard	Com-mend	Scale Score	Passing Standard	Com-mend	Scale Score	Passing Standard	Com-mend	Scale Score	Passing Standard	Com-mend	Passing Standard	Com-mend
3	*	*	*	*	*	*											
4	*	*	*	*	*	*	*	*	*							*	*
5	*	*	*	2170	71	14				*	*	*					
Total	---	57	14	---	79	7	---	*	*	---	*	*				*	*

English TAKS Results % Passing, Spring 2008: Students with Disabilities																	
204 Grade	Reading / ELA			Mathematics			Writing			Science			Social Studies			All Tests Taken	
	Scale Score	Passing Standard	Com-mend	Scale Score	Passing Standard	Com-mend	Scale Score	Passing Standard	Com-mend	Scale Score	Passing Standard	Com-mend	Scale Score	Passing Standard	Com-mend	Passing Standard	Com-mend
3	*	*	*	*	*	*											
4	2128	60	0	2121	67	0	*	*	*							50	0
5	*	*	*	*	*	*				*	*	*					
Total	---	63	13	---	58	8	---	*	*	---	*	*				50	0

Spanish TAKS Results % Passing, Spring 2009: Students with Disabilities														
204 Grade	Reading / ELA			Mathematics			Writing			Science			All Tests Taken	
	Scale Score	Passing Standard	Com-mend	Scale Score	Passing Standard	Com-mend	Scale Score	Passing Standard	Com-mend	Scale Score	Passing Standard	Com-mend	Passing Standard	Com-mend
3	*	*	*	*	*	*								
4														
5														
Total	---	*	*	---	*	*								

Spanish TAKS Results % Passing, Spring 2008: Students with Disabilities														
204 Grade	Reading / ELA			Mathematics			Writing			Science			All Tests Taken	
	Scale Score	Passing Standard	Com-mend	Scale Score	Passing Standard	Com-mend	Scale Score	Passing Standard	Com-mend	Scale Score	Passing Standard	Com-mend	Passing Standard	Com-mend
3														
4	*	*	*	*	*	*	*	*	*				*	*
5														
Total	---	*	*	---	*	*	---	*	*				*	*

* Fewer than 5 students tested

For grades and subjects with multiple test administrations, the first administration results are used.

English TAKS-Alternate Results % Passing, Spring 2009: Students with Disabilities																	
204 Grade	Reading / ELA			Mathematics			Writing			Science			Social Studies			All Tests Taken	
	Scale Score	Passing Standard	Com-mend	Scale Score	Passing Standard	Com-mend	Scale Score	Passing Standard	Com-mend	Scale Score	Passing Standard	Com-mend	Scale Score	Passing Standard	Com-mend	Passing Standard	Com-mend
3		*	*		*	*										*	0
4		*	*		*	*		*	*							*	*
5		*	*		*	*					*	*				*	0
Total		*	*		*	*		*	*		*	*				*	*

English TAKS-Alternate Results % Passing, Spring 2008: Students with Disabilities																	
204 Grade	Reading / ELA			Mathematics			Writing			Science			Social Studies			All Tests Taken	
	Scale Score	Passing Standard	Com-mend	Scale Score	Passing Standard	Com-mend	Scale Score	Passing Standard	Com-mend	Scale Score	Passing Standard	Com-mend	Scale Score	Passing Standard	Com-mend	Passing Standard	Com-mend
3		*	*		*	*										*	*
4		*	*		*	*		*	*							*	*
5		*	*		*	*					*	*				*	*
Total		*	*		*	*		*	*		*	*				*	*

English TAKS-Modified Results % Passing, Spring 2009: Students with Disabilities																	
204 Grade	Reading / ELA			Mathematics			Writing			Science			Social Studies			All Tests Taken	
	Scale Score	Passing Standard	Com-mend	Scale Score	Passing Standard	Com-mend	Scale Score	Passing Standard	Com-mend	Scale Score	Passing Standard	Com-mend	Scale Score	Passing Standard	Com-mend	Passing Standard	Com-mend
3	*	*	*	*	*	*											
4																	
5	*	*	*	*	*	*				*	*	*					
Total	---	88	75	---	*	*				---	*	*					

English TAKS-Modified Results % Passing, Spring 2008: Students with Disabilities																	
204 Grade	Reading / ELA			Mathematics			Writing			Science			Social Studies			All Tests Taken	
	Scale Score	Passing Standard	Com-mend	Scale Score	Passing Standard	Com-mend	Scale Score	Passing Standard	Com-mend	Scale Score	Passing Standard	Com-mend	Scale Score	Passing Standard	Com-mend	Passing Standard	Com-mend
3	*	*	*														
4	*	*	*														
5	*	*	*	*	*	*				*	*	*					
Total	---	100	0	---	*	*				---	*	*					

NSE: No Standard Established

* Fewer than 5 students tested

For grades and subjects with multiple test administrations, the first administration results are used.

English TAKS Results % Passing, Spring 2009: Students with Disabilities																	
211 Grade	Reading / ELA			Mathematics			Writing			Science			Social Studies			All Tests Taken	
	Scale Score	Passing Standard	Com-mend	Scale Score	Passing Standard	Com-mend	Scale Score	Passing Standard	Com-mend	Scale Score	Passing Standard	Com-mend	Scale Score	Passing Standard	Com-mend	Passing Standard	Com-mend
3	*	*	*	2235	71	29											
4	2375	100	43	2437	100	83	*	*	*							100	43
5	2169	67	17	2311	100	43				*	*	*					
Total	---	88	29	---	90	50	---	*	*	---	*	*				100	43

English TAKS Results % Passing, Spring 2008: Students with Disabilities																	
211 Grade	Reading / ELA			Mathematics			Writing			Science			Social Studies			All Tests Taken	
	Scale Score	Passing Standard	Com-mend	Scale Score	Passing Standard	Com-mend	Scale Score	Passing Standard	Com-mend	Scale Score	Passing Standard	Com-mend	Scale Score	Passing Standard	Com-mend	Passing Standard	Com-mend
3	2374	89	56	2280	75	50											
4	2236	86	14	2291	89	44	2324	100	20							89	22
5	2258	100	17	2301	83	50				*	*	*					
Total	---	91	32	---	83	48	---	100	20	---	*	*				89	22

Spanish TAKS Results % Passing, Spring 2009: Students with Disabilities														
211 Grade	Reading / ELA			Mathematics			Writing			Science			All Tests Taken	
	Scale Score	Passing Standard	Com-mend	Scale Score	Passing Standard	Com-mend	Scale Score	Passing Standard	Com-mend	Scale Score	Passing Standard	Com-mend	Passing Standard	Com-mend
Neither Spanish TAKS nor TAKS-A was tested on the campus for this group in 2009.														

Spanish TAKS Results % Passing, Spring 2008: Students with Disabilities														
211 Grade	Reading / ELA			Mathematics			Writing			Science			All Tests Taken	
	Scale Score	Passing Standard	Com-mend	Scale Score	Passing Standard	Com-mend	Scale Score	Passing Standard	Com-mend	Scale Score	Passing Standard	Com-mend	Passing Standard	Com-mend
Neither Spanish TAKS nor TAKS-A was tested on the campus for this group in 2008.														

* Fewer than 5 students tested

For grades and subjects with multiple test administrations, the first administration results are used.

English TAKS-Alternate Results % Passing, Spring 2009: Students with Disabilities

211 Grade	Reading / ELA			Mathematics			Writing			Science			Social Studies			All Tests Taken	
	Scale Score	Passing Standard	Com-mend	Scale Score	Passing Standard	Com-mend	Scale Score	Passing Standard	Com-mend	Scale Score	Passing Standard	Com-mend	Scale Score	Passing Standard	Com-mend	Passing Standard	Com-mend
3																	
4		*	*		*	*		*	*							*	0
5		*	*		*	*					*	*				*	0
Total		*	*		*	*		*	*		*	*				*	*

English TAKS-Alternate Results % Passing, Spring 2008: Students with Disabilities

211 Grade	Reading / ELA			Mathematics			Writing			Science			Social Studies			All Tests Taken	
	Scale Score	Passing Standard	Com-mend	Scale Score	Passing Standard	Com-mend	Scale Score	Passing Standard	Com-mend	Scale Score	Passing Standard	Com-mend	Scale Score	Passing Standard	Com-mend	Passing Standard	Com-mend
3		*	*		*	*										*	*
4		*	*		*	*		*	*							*	*
5																	
Total		*	*		*	*		*	*							*	*

English TAKS-Modified Results % Passing, Spring 2009: Students with Disabilities

211 Grade	Reading / ELA			Mathematics			Writing			Science			Social Studies			All Tests Taken	
	Scale Score	Passing Standard	Com-mend	Scale Score	Passing Standard	Com-mend	Scale Score	Passing Standard	Com-mend	Scale Score	Passing Standard	Com-mend	Scale Score	Passing Standard	Com-mend	Passing Standard	Com-mend
3	*	*	*	*	*	*											
4				*	*	*		NSE									
5										2278	100	40					
Total	---	*	*	---	*	*	---			---	100	40					

English TAKS-Modified Results % Passing, Spring 2008: Students with Disabilities

211 Grade	Reading / ELA			Mathematics			Writing			Science			Social Studies			All Tests Taken	
	Scale Score	Passing Standard	Com-mend	Scale Score	Passing Standard	Com-mend	Scale Score	Passing Standard	Com-mend	Scale Score	Passing Standard	Com-mend	Scale Score	Passing Standard	Com-mend	Passing Standard	Com-mend
3				*	*	*											
4	*	*	*														
5	*	*	*	*	*	*				*	*	*					
Total	---	*	*	---	*	*				---	*	*					

NSE: No Standard Established

* Fewer than 5 students tested

For grades and subjects with multiple test administrations, the first administration results are used.

English TAKS Results % Passing, Spring 2009: Students with Disabilities																	
217 Grade	Reading / ELA			Mathematics			Writing			Science			Social Studies			All Tests Taken	
	Scale Score	Passing Standard	Com-mend	Scale Score	Passing Standard	Com-mend	Scale Score	Passing Standard	Com-mend	Scale Score	Passing Standard	Com-mend	Scale Score	Passing Standard	Com-mend	Passing Standard	Com-mend
3																	
4																	
5	*	*	*														
Total	---	*	*														

English TAKS Results % Passing, Spring 2008: Students with Disabilities																	
217 Grade	Reading / ELA			Mathematics			Writing			Science			Social Studies			All Tests Taken	
	Scale Score	Passing Standard	Com-mend	Scale Score	Passing Standard	Com-mend	Scale Score	Passing Standard	Com-mend	Scale Score	Passing Standard	Com-mend	Scale Score	Passing Standard	Com-mend	Passing Standard	Com-mend
3																	
4	*	*	*	*	*	*	*	*	*							*	*
5	*	*	*	*	*	*											
Total	---	*	*	---	*	*	---	*	*							*	*

Spanish TAKS Results % Passing, Spring 2009: Students with Disabilities														
217 Grade	Reading / ELA			Mathematics			Writing			Science			All Tests Taken	
	Scale Score	Passing Standard	Com-mend	Scale Score	Passing Standard	Com-mend	Scale Score	Passing Standard	Com-mend	Scale Score	Passing Standard	Com-mend	Passing Standard	Com-mend
3	*	*	*	*	*	*								
4														
5														
Total	---	*	*	---	*	*								

Spanish TAKS Results % Passing, Spring 2008: Students with Disabilities														
217 Grade	Reading / ELA			Mathematics			Writing			Science			All Tests Taken	
	Scale Score	Passing Standard	Com-mend	Scale Score	Passing Standard	Com-mend	Scale Score	Passing Standard	Com-mend	Scale Score	Passing Standard	Com-mend	Passing Standard	Com-mend
Neither Spanish TAKS nor TAKS-A was tested on the campus for this group in 2008.														

* Fewer than 5 students tested

For grades and subjects with multiple test administrations, the first administration results are used.

English TAKS-Alternate Results % Passing, Spring 2009: Students with Disabilities

217 Grade	Reading / ELA			Mathematics			Writing			Science			Social Studies			All Tests Taken	
	Scale Score	Passing Standard	Com-mend	Scale Score	Passing Standard	Com-mend	Scale Score	Passing Standard	Com-mend	Scale Score	Passing Standard	Com-mend	Scale Score	Passing Standard	Com-mend	Passing Standard	Com-mend

English TAKS-Alt was not tested on the campus for this group in 2009.

English TAKS-Alternate Results % Passing, Spring 2008: Students with Disabilities

217 Grade	Reading / ELA			Mathematics			Writing			Science			Social Studies			All Tests Taken	
	Scale Score	Passing Standard	Com-mend	Scale Score	Passing Standard	Com-mend	Scale Score	Passing Standard	Com-mend	Scale Score	Passing Standard	Com-mend	Scale Score	Passing Standard	Com-mend	Passing Standard	Com-mend

English TAKS-Alt was not tested on the campus for this group in 2008.

English TAKS-Modified Results % Passing, Spring 2009: Students with Disabilities

217 Grade	Reading / ELA			Mathematics			Writing			Science			Social Studies			All Tests Taken	
	Scale Score	Passing Standard	Com-mend	Scale Score	Passing Standard	Com-mend	Scale Score	Passing Standard	Com-mend	Scale Score	Passing Standard	Com-mend	Scale Score	Passing Standard	Com-mend	Passing Standard	Com-mend
3	*		*	*		*											
4	*		*	*		*		NSE									
5	*		*	*	2180	80	0			2003	20	0					
Total	---	82	9	---	83	25	---			---	20	0					

English TAKS-Modified Results % Passing, Spring 2008: Students with Disabilities

217 Grade	Reading / ELA			Mathematics			Writing			Science			Social Studies			All Tests Taken	
	Scale Score	Passing Standard	Com-mend	Scale Score	Passing Standard	Com-mend	Scale Score	Passing Standard	Com-mend	Scale Score	Passing Standard	Com-mend	Scale Score	Passing Standard	Com-mend	Passing Standard	Com-mend
3																	
4	*		*	*		*											
5	*		*	*		*				*		*					
Total	---	83	17	---	50	0				---		*					

NSE: No Standard Established

* Fewer than 5 students tested

For grades and subjects with multiple test administrations, the first administration results are used.

English TAKS Results % Passing, Spring 2009: Students with Disabilities																	
221 Grade	Reading / ELA			Mathematics			Writing			Science			Social Studies			All Tests Taken	
	Scale Score	Passing Standard	Com-mend	Scale Score	Passing Standard	Com-mend	Scale Score	Passing Standard	Com-mend	Scale Score	Passing Standard	Com-mend	Scale Score	Passing Standard	Com-mend	Passing Standard	Com-mend
3	*	*	*	2300	80	20											
4	2096	44	22	2229	88	25	2247	78	11							40	10
5	2240	80	30	2275	78	33				2268	89	22					
Total	---	65	30	---	82	27	---	78	11	---	89	22				40	10

English TAKS Results % Passing, Spring 2008: Students with Disabilities																	
221 Grade	Reading / ELA			Mathematics			Writing			Science			Social Studies			All Tests Taken	
	Scale Score	Passing Standard	Com-mend	Scale Score	Passing Standard	Com-mend	Scale Score	Passing Standard	Com-mend	Scale Score	Passing Standard	Com-mend	Scale Score	Passing Standard	Com-mend	Passing Standard	Com-mend
3	2205	43	29	2181	57	29											
4	2213	92	25	2124	50	17	2270	90	10							50	8
5	2199	60	30	2096	40	0				2210	78	33					
Total	---	69	28	---	48	14	---	90	10	---	78	33				50	8

Spanish TAKS Results % Passing, Spring 2009: Students with Disabilities														
221 Grade	Reading / ELA			Mathematics			Writing			Science			All Tests Taken	
	Scale Score	Passing Standard	Com-mend	Scale Score	Passing Standard	Com-mend	Scale Score	Passing Standard	Com-mend	Scale Score	Passing Standard	Com-mend	Passing Standard	Com-mend
3	*	*	*	*	*	*								
4														
5														
Total	---	*	*	---	*	*								

Spanish TAKS Results % Passing, Spring 2008: Students with Disabilities														
221 Grade	Reading / ELA			Mathematics			Writing			Science			All Tests Taken	
	Scale Score	Passing Standard	Com-mend	Scale Score	Passing Standard	Com-mend	Scale Score	Passing Standard	Com-mend	Scale Score	Passing Standard	Com-mend	Passing Standard	Com-mend
3	*	*	*	*	*	*								
4														
5														
Total	---	*	*	---	*	*								

* Fewer than 5 students tested

For grades and subjects with multiple test administrations, the first administration results are used.

English TAKS-Alternate Results % Passing, Spring 2009: Students with Disabilities

221 Grade	Reading / ELA			Mathematics			Writing			Science			Social Studies			All Tests Taken	
	Scale Score	Passing Standard	Com-mend	Scale Score	Passing Standard	Com-mend	Scale Score	Passing Standard	Com-mend	Scale Score	Passing Standard	Com-mend	Scale Score	Passing Standard	Com-mend	Passing Standard	Com-mend
3																	
4		*			*	*		*	*							*	*
5																	
Total		*	*		*	*		*	*							*	*

English TAKS-Alternate Results % Passing, Spring 2008: Students with Disabilities

221 Grade	Reading / ELA			Mathematics			Writing			Science			Social Studies			All Tests Taken	
	Scale Score	Passing Standard	Com-mend	Scale Score	Passing Standard	Com-mend	Scale Score	Passing Standard	Com-mend	Scale Score	Passing Standard	Com-mend	Scale Score	Passing Standard	Com-mend	Passing Standard	Com-mend
3		*	*		*	*										*	*
4																	
5		*	*		*	*					*	*				*	*
Total		*	*		*	*					*	*				*	*

English TAKS-Modified Results % Passing, Spring 2009: Students with Disabilities

221 Grade	Reading / ELA			Mathematics			Writing			Science			Social Studies			All Tests Taken	
	Scale Score	Passing Standard	Com-mend	Scale Score	Passing Standard	Com-mend	Scale Score	Passing Standard	Com-mend	Scale Score	Passing Standard	Com-mend	Scale Score	Passing Standard	Com-mend	Passing Standard	Com-mend
3	*	*	*	*	*	*											
4	*	*	*	*	*	*		NSE									
5	2285	100	0	2248	86	14				2169	83	0					
Total	---	75	0	---	86	7	---			---	83	0					

English TAKS-Modified Results % Passing, Spring 2008: Students with Disabilities

221 Grade	Reading / ELA			Mathematics			Writing			Science			Social Studies			All Tests Taken	
	Scale Score	Passing Standard	Com-mend	Scale Score	Passing Standard	Com-mend	Scale Score	Passing Standard	Com-mend	Scale Score	Passing Standard	Com-mend	Scale Score	Passing Standard	Com-mend	Passing Standard	Com-mend
3	*	*	*	*	*	*											
4	*	*	*	*	*	*											
5	2119	40	0	*	*	*				1886	0	0					
Total	---	50	0	---	38	0				---	0	0					

NSE: No Standard Established

* Fewer than 5 students tested

For grades and subjects with multiple test administrations, the first administration results are used.

English TAKS Results % Passing, Spring 2009: Students with Disabilities																	
280 Grade	Reading / ELA			Mathematics			Writing			Science			Social Studies			All Tests Taken	
	Scale Score	Passing Standard	Com-mend	Scale Score	Passing Standard	Com-mend	Scale Score	Passing Standard	Com-mend	Scale Score	Passing Standard	Com-mend	Scale Score	Passing Standard	Com-mend	Passing Standard	Com-mend
3	*	*	*	*	*	*											
4	2187	71	14	2274	83	17	2281	67	17							57	14
5	2251	83	17	2156	50	0				2268	83	33					
Total	---	80	20	---	71	14	---	67	17	---	83	33				57	14

English TAKS Results % Passing, Spring 2008: Students with Disabilities																	
280 Grade	Reading / ELA			Mathematics			Writing			Science			Social Studies			All Tests Taken	
	Scale Score	Passing Standard	Com-mend	Scale Score	Passing Standard	Com-mend	Scale Score	Passing Standard	Com-mend	Scale Score	Passing Standard	Com-mend	Scale Score	Passing Standard	Com-mend	Passing Standard	Com-mend
3	2234	88	0	2222	88	13											
4	2180	63	25	2250	100	25	2272	89	11							56	11
5	2155	78	11	2183	70	0				2210	90	10					
Total	---	76	12	---	85	12	---	89	11	---	90	10				56	11

Spanish TAKS Results % Passing, Spring 2009: Students with Disabilities														
280 Grade	Reading / ELA			Mathematics			Writing			Science			All Tests Taken	
	Scale Score	Passing Standard	Com-mend	Scale Score	Passing Standard	Com-mend	Scale Score	Passing Standard	Com-mend	Scale Score	Passing Standard	Com-mend	Passing Standard	Com-mend
3	*	*	*	*	*	*								
4														
5														
Total	---	*	*	---	*	*								

Neither Spanish TAKS nor TAKS-A was tested on the campus for this group in 2009.

* Fewer than 5 students tested

For grades and subjects with multiple test administrations, the first administration results are used.

English TAKS-Alternate Results % Passing, Spring 2009: Students with Disabilities																	
280 Grade	Reading / ELA			Mathematics			Writing			Science			Social Studies			All Tests Taken	
	Scale Score	Passing Standard	Com-mend	Scale Score	Passing Standard	Com-mend	Scale Score	Passing Standard	Com-mend	Scale Score	Passing Standard	Com-mend	Scale Score	Passing Standard	Com-mend	Passing Standard	Com-mend
3		*	*		*	*										*	0
4																	
5																	
Total		*	*		*	*										*	0

English TAKS-Alternate Results % Passing, Spring 2008: Students with Disabilities																	
280 Grade	Reading / ELA			Mathematics			Writing			Science			Social Studies			All Tests Taken	
	Scale Score	Passing Standard	Com-mend	Scale Score	Passing Standard	Com-mend	Scale Score	Passing Standard	Com-mend	Scale Score	Passing Standard	Com-mend	Scale Score	Passing Standard	Com-mend	Passing Standard	Com-mend
English TAKS-Alt was not tested on the campus for this group in 2008.																	

English TAKS-Modified Results % Passing, Spring 2009: Students with Disabilities																	
280 Grade	Reading / ELA			Mathematics			Writing			Science			Social Studies			All Tests Taken	
	Scale Score	Passing Standard	Com-mend	Scale Score	Passing Standard	Com-mend	Scale Score	Passing Standard	Com-mend	Scale Score	Passing Standard	Com-mend	Scale Score	Passing Standard	Com-mend	Passing Standard	Com-mend
3	*	*	*	2432	100	60											
4	*	*	*	2318	100	20		NSE									
5	*	*	*	*	*	*				*	*	*					
Total	---	100	30	---	92	33	---			---	*	*					

English TAKS-Modified Results % Passing, Spring 2008: Students with Disabilities																	
280 Grade	Reading / ELA			Mathematics			Writing			Science			Social Studies			All Tests Taken	
	Scale Score	Passing Standard	Com-mend	Scale Score	Passing Standard	Com-mend	Scale Score	Passing Standard	Com-mend	Scale Score	Passing Standard	Com-mend	Scale Score	Passing Standard	Com-mend	Passing Standard	Com-mend
3	*	*	*														
4	*	*	*	*	*	*											
5	*	*	*	*	*	*											
Total	---	100	43	---	80	40											

NSE: No Standard Established

* Fewer than 5 students tested

For grades and subjects with multiple test administrations, the first administration results are used.

English TAKS Results % Passing, Spring 2009: Students with Disabilities																	
228 Grade	Reading / ELA			Mathematics			Writing			Science			Social Studies			All Tests Taken	
	Scale Score	Passing Standard	Com-mend	Scale Score	Passing Standard	Com-mend	Scale Score	Passing Standard	Com-mend	Scale Score	Passing Standard	Com-mend	Scale Score	Passing Standard	Com-mend	Passing Standard	Com-mend
3	2387	100	50	2320	100	22											
4	2352	100	67	2295	88	38	2357	100	40							88	13
5	2348	91	36	2387	91	55				2434	91	64					
Total	---	96	48	---	93	39	---	100	40	---	91	64				88	13

English TAKS Results % Passing, Spring 2008: Students with Disabilities																	
228 Grade	Reading / ELA			Mathematics			Writing			Science			Social Studies			All Tests Taken	
	Scale Score	Passing Standard	Com-mend	Scale Score	Passing Standard	Com-mend	Scale Score	Passing Standard	Com-mend	Scale Score	Passing Standard	Com-mend	Scale Score	Passing Standard	Com-mend	Passing Standard	Com-mend
3	2359	100	40	*	*	*											
4	2313	82	36	2303	100	45	2412	91	45							83	33
5	2305	82	45	2361	100	45				2311	91	36					
Total	---	85	41	---	100	54	---	91	45	---	91	36				83	33

Spanish TAKS Results % Passing, Spring 2009: Students with Disabilities														
228 Grade	Reading / ELA			Mathematics			Writing			Science			All Tests Taken	
	Scale Score	Passing Standard	Com-mend	Scale Score	Passing Standard	Com-mend	Scale Score	Passing Standard	Com-mend	Scale Score	Passing Standard	Com-mend	Passing Standard	Com-mend
Neither Spanish TAKS nor TAKS-A was tested on the campus for this group in 2009.														

Spanish TAKS Results % Passing, Spring 2008: Students with Disabilities														
228 Grade	Reading / ELA			Mathematics			Writing			Science			All Tests Taken	
	Scale Score	Passing Standard	Com-mend	Scale Score	Passing Standard	Com-mend	Scale Score	Passing Standard	Com-mend	Scale Score	Passing Standard	Com-mend	Passing Standard	Com-mend
Neither Spanish TAKS nor TAKS-A was tested on the campus for this group in 2008.														

* Fewer than 5 students tested

For grades and subjects with multiple test administrations, the first administration results are used.

English TAKS-Alternate Results % Passing, Spring 2009: Students with Disabilities

228 Grade	Reading / ELA			Mathematics			Writing			Science			Social Studies			All Tests Taken	
	Scale Score	Passing Standard	Com-mend	Scale Score	Passing Standard	Com-mend	Scale Score	Passing Standard	Com-mend	Scale Score	Passing Standard	Com-mend	Scale Score	Passing Standard	Com-mend	Passing Standard	Com-mend

English TAKS-Alt was not tested on the campus for this group in 2009.

English TAKS-Alternate Results % Passing, Spring 2008: Students with Disabilities

228 Grade	Reading / ELA			Mathematics			Writing			Science			Social Studies			All Tests Taken	
	Scale Score	Passing Standard	Com-mend	Scale Score	Passing Standard	Com-mend	Scale Score	Passing Standard	Com-mend	Scale Score	Passing Standard	Com-mend	Scale Score	Passing Standard	Com-mend	Passing Standard	Com-mend

English TAKS-Alt was not tested on the campus for this group in 2008.

English TAKS-Modified Results % Passing, Spring 2009: Students with Disabilities

228 Grade	Reading / ELA			Mathematics			Writing			Science			Social Studies			All Tests Taken	
	Scale Score	Passing Standard	Com-mend	Scale Score	Passing Standard	Com-mend	Scale Score	Passing Standard	Com-mend	Scale Score	Passing Standard	Com-mend	Scale Score	Passing Standard	Com-mend	Passing Standard	Com-mend
3	2503	100	80	*	*	*											
4	*	*	*				NSE										
5	*	*	*	*	*	*				*	*	*					
Total	---	100	44	---	*	*	---			---	*	*					

English TAKS-Modified Results % Passing, Spring 2008: Students with Disabilities

228 Grade	Reading / ELA			Mathematics			Writing			Science			Social Studies			All Tests Taken	
	Scale Score	Passing Standard	Com-mend	Scale Score	Passing Standard	Com-mend	Scale Score	Passing Standard	Com-mend	Scale Score	Passing Standard	Com-mend	Scale Score	Passing Standard	Com-mend	Passing Standard	Com-mend
3				*	*	*											
4	*	*	*	*	*	*											
5				*	*	*				*	*	*					
Total	---	*	*	---	80	40				---	*	*					

NSE: No Standard Established

* Fewer than 5 students tested

For grades and subjects with multiple test administrations, the first administration results are used.

English TAKS Results % Passing, Spring 2009: Students with Disabilities																	
229 Grade	Reading / ELA			Mathematics			Writing			Science			Social Studies			All Tests Taken	
	Scale Score	Passing Standard	Com-mend	Scale Score	Passing Standard	Com-mend	Scale Score	Passing Standard	Com-mend	Scale Score	Passing Standard	Com-mend	Scale Score	Passing Standard	Com-mend	Passing Standard	Com-mend
3	2292	67	50	2309	100	43											
4	*	*	*	*	*	*	*	*	*							*	*
5	*	*	*	*	*	*				*	*	*					
Total	---	69	38	---	100	54	---	*	*	---	*	*				*	*

English TAKS Results % Passing, Spring 2008: Students with Disabilities																	
229 Grade	Reading / ELA			Mathematics			Writing			Science			Social Studies			All Tests Taken	
	Scale Score	Passing Standard	Com-mend	Scale Score	Passing Standard	Com-mend	Scale Score	Passing Standard	Com-mend	Scale Score	Passing Standard	Com-mend	Scale Score	Passing Standard	Com-mend	Passing Standard	Com-mend
3	*	*	*	*	*	*											
4	*	*	*	*	*	*	*	*	*							*	*
5	2320	92	25	2395	92	50				2401	91	64					
Total	---	89	17	---	94	39	---	*	*	---	91	64				*	*

Spanish TAKS Results % Passing, Spring 2009: Students with Disabilities														
229 Grade	Reading / ELA			Mathematics			Writing			Science			All Tests Taken	
	Scale Score	Passing Standard	Com-mend	Scale Score	Passing Standard	Com-mend	Scale Score	Passing Standard	Com-mend	Scale Score	Passing Standard	Com-mend	Passing Standard	Com-mend
Neither Spanish TAKS nor TAKS-A was tested on the campus for this group in 2009.														

Spanish TAKS Results % Passing, Spring 2008: Students with Disabilities														
229 Grade	Reading / ELA			Mathematics			Writing			Science			All Tests Taken	
	Scale Score	Passing Standard	Com-mend	Scale Score	Passing Standard	Com-mend	Scale Score	Passing Standard	Com-mend	Scale Score	Passing Standard	Com-mend	Passing Standard	Com-mend
Neither Spanish TAKS nor TAKS-A was tested on the campus for this group in 2008.														

* Fewer than 5 students tested

For grades and subjects with multiple test administrations, the first administration results are used.

English TAKS-Alternate Results % Passing, Spring 2009: Students with Disabilities

229 Grade	Reading / ELA			Mathematics			Writing			Science			Social Studies			All Tests Taken	
	Scale Score	Passing Standard	Com-mend	Scale Score	Passing Standard	Com-mend	Scale Score	Passing Standard	Com-mend	Scale Score	Passing Standard	Com-mend	Scale Score	Passing Standard	Com-mend	Passing Standard	Com-mend

English TAKS-Alt was not tested on the campus for this group in 2009.

English TAKS-Alternate Results % Passing, Spring 2008: Students with Disabilities

229 Grade	Reading / ELA			Mathematics			Writing			Science			Social Studies			All Tests Taken	
	Scale Score	Passing Standard	Com-mend	Scale Score	Passing Standard	Com-mend	Scale Score	Passing Standard	Com-mend	Scale Score	Passing Standard	Com-mend	Scale Score	Passing Standard	Com-mend	Passing Standard	Com-mend

English TAKS-Alt was not tested on the campus for this group in 2008.

English TAKS-Modified Results % Passing, Spring 2009: Students with Disabilities

229 Grade	Reading / ELA			Mathematics			Writing			Science			Social Studies			All Tests Taken	
	Scale Score	Passing Standard	Com-mend	Scale Score	Passing Standard	Com-mend	Scale Score	Passing Standard	Com-mend	Scale Score	Passing Standard	Com-mend	Scale Score	Passing Standard	Com-mend	Passing Standard	Com-mend
3	*		*	*		*											
4	*		*	*		*		NSE									
5	*		*	*		*				*		*					
Total	---	40	0	---	67	33	---			---	*	*					

English TAKS-Modified Results % Passing, Spring 2008: Students with Disabilities

229 Grade	Reading / ELA			Mathematics			Writing			Science			Social Studies			All Tests Taken	
	Scale Score	Passing Standard	Com-mend	Scale Score	Passing Standard	Com-mend	Scale Score	Passing Standard	Com-mend	Scale Score	Passing Standard	Com-mend	Scale Score	Passing Standard	Com-mend	Passing Standard	Com-mend
3	*		*	*		*											
4	*		*	*		*											
5	*		*	*		*				*		*					
Total	---	*	*	---	*	*				---	*	*					

NSE: No Standard Established

* Fewer than 5 students tested

For grades and subjects with multiple test administrations, the first administration results are used.

English TAKS Results % Passing, Spring 2009: Students with Disabilities																	
241 Grade	Reading / ELA			Mathematics			Writing			Science			Social Studies			All Tests Taken	
	Scale Score	Passing Standard	Com-mend	Scale Score	Passing Standard	Com-mend	Scale Score	Passing Standard	Com-mend	Scale Score	Passing Standard	Com-mend	Scale Score	Passing Standard	Com-mend	Passing Standard	Com-mend
3	*	*	*	*	*	*											
4	*	*	*	*	*	*	*	*	*							*	*
5	2052	20	20	2122	57	14				2188	67	33					
Total	---	67	25	---	71	21	---	*	*	---	67	33				*	*

English TAKS Results % Passing, Spring 2008: Students with Disabilities																	
241 Grade	Reading / ELA			Mathematics			Writing			Science			Social Studies			All Tests Taken	
	Scale Score	Passing Standard	Com-mend	Scale Score	Passing Standard	Com-mend	Scale Score	Passing Standard	Com-mend	Scale Score	Passing Standard	Com-mend	Scale Score	Passing Standard	Com-mend	Passing Standard	Com-mend
3	*	*	*	*	*	*											
4	2029	29	14	2094	57	14	2137	50	0							29	0
5	2109	38	13	2062	50	13				2104	50	0					
Total	---	42	11	---	58	11	---	50	0	---	50	0				29	0

Spanish TAKS Results % Passing, Spring 2009: Students with Disabilities														
241 Grade	Reading / ELA			Mathematics			Writing			Science			All Tests Taken	
	Scale Score	Passing Standard	Com-mend	Scale Score	Passing Standard	Com-mend	Scale Score	Passing Standard	Com-mend	Scale Score	Passing Standard	Com-mend	Passing Standard	Com-mend
Neither Spanish TAKS nor TAKS-A was tested on the campus for this group in 2009.														

Spanish TAKS Results % Passing, Spring 2008: Students with Disabilities														
241 Grade	Reading / ELA			Mathematics			Writing			Science			All Tests Taken	
	Scale Score	Passing Standard	Com-mend	Scale Score	Passing Standard	Com-mend	Scale Score	Passing Standard	Com-mend	Scale Score	Passing Standard	Com-mend	Passing Standard	Com-mend
Neither Spanish TAKS nor TAKS-A was tested on the campus for this group in 2008.														

* Fewer than 5 students tested

For grades and subjects with multiple test administrations, the first administration results are used.

English TAKS-Alternate Results % Passing, Spring 2009: Students with Disabilities																	
241 Grade	Reading / ELA			Mathematics			Writing			Science			Social Studies			All Tests Taken	
	Scale Score	Passing Standard	Com-mend	Scale Score	Passing Standard	Com-mend	Scale Score	Passing Standard	Com-mend	Scale Score	Passing Standard	Com-mend	Scale Score	Passing Standard	Com-mend	Passing Standard	Com-mend
3		*	*		*	*										*	0
4		*	*		*	*		*	*							*	0
5																	
Total		*	*		*	*		*	*							*	*

English TAKS-Alternate Results % Passing, Spring 2008: Students with Disabilities																	
241 Grade	Reading / ELA			Mathematics			Writing			Science			Social Studies			All Tests Taken	
	Scale Score	Passing Standard	Com-mend	Scale Score	Passing Standard	Com-mend	Scale Score	Passing Standard	Com-mend	Scale Score	Passing Standard	Com-mend	Scale Score	Passing Standard	Com-mend	Passing Standard	Com-mend
English TAKS-Alt was not tested on the campus for this group in 2008.																	

English TAKS-Modified Results % Passing, Spring 2009: Students with Disabilities																	
241 Grade	Reading / ELA			Mathematics			Writing			Science			Social Studies			All Tests Taken	
	Scale Score	Passing Standard	Com-mend	Scale Score	Passing Standard	Com-mend	Scale Score	Passing Standard	Com-mend	Scale Score	Passing Standard	Com-mend	Scale Score	Passing Standard	Com-mend	Passing Standard	Com-mend
3				*	*	*											
4	*	*	*	*	*	*		NSE									
5	*	*	*	*	*	*				*	*	*					
Total	---	*	*	---	80	40	---			---	*	*					

English TAKS-Modified Results % Passing, Spring 2008: Students with Disabilities																	
241 Grade	Reading / ELA			Mathematics			Writing			Science			Social Studies			All Tests Taken	
	Scale Score	Passing Standard	Com-mend	Scale Score	Passing Standard	Com-mend	Scale Score	Passing Standard	Com-mend	Scale Score	Passing Standard	Com-mend	Scale Score	Passing Standard	Com-mend	Passing Standard	Com-mend
3	*	*	*	*	*	*											
4	*	*	*	*	*	*											
5	*	*	*	*	*	*				*	*	*					
Total	---	14	0	---	29	0				---	*	*					

NSE: No Standard Established

* Fewer than 5 students tested

For grades and subjects with multiple test administrations, the first administration results are used.

English TAKS Results % Passing, Spring 2009: Students with Disabilities																	
242 Grade	Reading / ELA			Mathematics			Writing			Science			Social Studies			All Tests Taken	
	Scale Score	Passing Standard	Com-mend	Scale Score	Passing Standard	Com-mend	Scale Score	Passing Standard	Com-mend	Scale Score	Passing Standard	Com-mend	Scale Score	Passing Standard	Com-mend	Passing Standard	Com-mend
3	2194	67	17	2080	57	14											
4	2128	43	14	2144	43	29	2198	78	11							36	0
5	2190	71	0	2142	43	14				2245	57	29					
Total	---	60	10	---	48	19	---	78	11	---	57	29				36	0

English TAKS Results % Passing, Spring 2008: Students with Disabilities																	
242 Grade	Reading / ELA			Mathematics			Writing			Science			Social Studies			All Tests Taken	
	Scale Score	Passing Standard	Com-mend	Scale Score	Passing Standard	Com-mend	Scale Score	Passing Standard	Com-mend	Scale Score	Passing Standard	Com-mend	Scale Score	Passing Standard	Com-mend	Passing Standard	Com-mend
3	2249	83	33	2114	57	14											
4	2107	67	0	*	*	*	2205	80	0							33	0
5	2145	57	14	2064	38	13				2117	67	17					
Total	---	68	16	---	42	11	---	80	0	---	67	17				33	0

Spanish TAKS Results % Passing, Spring 2009: Students with Disabilities														
242 Grade	Reading / ELA			Mathematics			Writing			Science			All Tests Taken	
	Scale Score	Passing Standard	Com-mend	Scale Score	Passing Standard	Com-mend	Scale Score	Passing Standard	Com-mend	Scale Score	Passing Standard	Com-mend	Passing Standard	Com-mend
3	*	*	*	*	*	*								
4														
5														
Total	---	*	*	---	*	*								

Spanish TAKS Results % Passing, Spring 2008: Students with Disabilities														
242 Grade	Reading / ELA			Mathematics			Writing			Science			All Tests Taken	
	Scale Score	Passing Standard	Com-mend	Scale Score	Passing Standard	Com-mend	Scale Score	Passing Standard	Com-mend	Scale Score	Passing Standard	Com-mend	Passing Standard	Com-mend
3	*	*	*	*	*	*								
4	*	*	*	*	*	*	*	*	*				*	*
5														
Total	---	*	*	---	*	*	---	*	*				*	*

* Fewer than 5 students tested

For grades and subjects with multiple test administrations, the first administration results are used.

English TAKS-Alternate Results % Passing, Spring 2009: Students with Disabilities																	
242 Grade	Reading / ELA			Mathematics			Writing			Science			Social Studies			All Tests Taken	
	Scale Score	Passing Standard	Com-mend	Scale Score	Passing Standard	Com-mend	Scale Score	Passing Standard	Com-mend	Scale Score	Passing Standard	Com-mend	Scale Score	Passing Standard	Com-mend	Passing Standard	Com-mend
3		*	*		*	*										*	0
4		*	*		*	*		*	*							*	*
5																	
Total		*	*		*	*		*	*							*	*

English TAKS-Alternate Results % Passing, Spring 2008: Students with Disabilities																	
242 Grade	Reading / ELA			Mathematics			Writing			Science			Social Studies			All Tests Taken	
	Scale Score	Passing Standard	Com-mend	Scale Score	Passing Standard	Com-mend	Scale Score	Passing Standard	Com-mend	Scale Score	Passing Standard	Com-mend	Scale Score	Passing Standard	Com-mend	Passing Standard	Com-mend
English TAKS-Alt was not tested on the campus for this group in 2008.																	

English TAKS-Modified Results % Passing, Spring 2009: Students with Disabilities																	
242 Grade	Reading / ELA			Mathematics			Writing			Science			Social Studies			All Tests Taken	
	Scale Score	Passing Standard	Com-mend	Scale Score	Passing Standard	Com-mend	Scale Score	Passing Standard	Com-mend	Scale Score	Passing Standard	Com-mend	Scale Score	Passing Standard	Com-mend	Passing Standard	Com-mend
3	2160	83	0	2215	100	0											
4	2203	83	8	2277	92	33		NSE									
5	2212	67	0	2224	57	14				2131	50	17					
Total	---	79	4	---	85	19	---			---	50	17					

English TAKS-Modified Results % Passing, Spring 2008: Students with Disabilities																	
242 Grade	Reading / ELA			Mathematics			Writing			Science			Social Studies			All Tests Taken	
	Scale Score	Passing Standard	Com-mend	Scale Score	Passing Standard	Com-mend	Scale Score	Passing Standard	Com-mend	Scale Score	Passing Standard	Com-mend	Scale Score	Passing Standard	Com-mend	Passing Standard	Com-mend
3	2181	83	0	2193	100	0											
4	*	*	*	2128	60	0											
5	2211	82	0	2157	56	11				2160	60	20					
Total	---	80	0	---	71	5				---	60	20					

NSE: No Standard Established

* Fewer than 5 students tested

For grades and subjects with multiple test administrations, the first administration results are used.

English TAKS Results % Passing, Spring 2009: Students with Disabilities																	
245 Grade	Reading / ELA			Mathematics			Writing			Science			Social Studies			All Tests Taken	
	Scale Score	Passing Standard	Com-mend	Scale Score	Passing Standard	Com-mend	Scale Score	Passing Standard	Com-mend	Scale Score	Passing Standard	Com-mend	Scale Score	Passing Standard	Com-mend	Passing Standard	Com-mend
3	*	*	*	*	*	*											
4	*	*	*				*	*	*							*	*
5	*	*	*	*	*	*				*	*	*					
Total	---	50	0	---	83	33	---	*	*	---	*	*				*	*

English TAKS Results % Passing, Spring 2008: Students with Disabilities																	
245 Grade	Reading / ELA			Mathematics			Writing			Science			Social Studies			All Tests Taken	
	Scale Score	Passing Standard	Com-mend	Scale Score	Passing Standard	Com-mend	Scale Score	Passing Standard	Com-mend	Scale Score	Passing Standard	Com-mend	Scale Score	Passing Standard	Com-mend	Passing Standard	Com-mend
3	*	*	*	*	*	*											
4	*	*	*	2183	80	20	*	*	*							60	0
5	*	*	*	2058	33	0				2133	86	14					
Total	---	78	0	---	56	6	---	*	*	---	86	14				60	0

Spanish TAKS Results % Passing, Spring 2009: Students with Disabilities														
245 Grade	Reading / ELA			Mathematics			Writing			Science			All Tests Taken	
	Scale Score	Passing Standard	Com-mend	Scale Score	Passing Standard	Com-mend	Scale Score	Passing Standard	Com-mend	Scale Score	Passing Standard	Com-mend	Passing Standard	Com-mend
3	*	*	*	*	*	*								
4	*	*	*	*	*	*	2199	80	0				80	0
5														
Total	---	83	33	---	100	0	---	80	0				80	0

Spanish TAKS Results % Passing, Spring 2008: Students with Disabilities														
245 Grade	Reading / ELA			Mathematics			Writing			Science			All Tests Taken	
	Scale Score	Passing Standard	Com-mend	Scale Score	Passing Standard	Com-mend	Scale Score	Passing Standard	Com-mend	Scale Score	Passing Standard	Com-mend	Passing Standard	Com-mend
3	2260	100	20	2206	80	0								
4	*	*	*	*	*	*	*	*	*				*	*
5														
Total	---	100	33	---	83	17	---	*	*				*	*

* Fewer than 5 students tested

For grades and subjects with multiple test administrations, the first administration results are used.

English TAKS-Alternate Results % Passing, Spring 2009: Students with Disabilities																	
245 Grade	Reading / ELA			Mathematics			Writing			Science			Social Studies			All Tests Taken	
	Scale Score	Passing Standard	Com-mend	Scale Score	Passing Standard	Com-mend	Scale Score	Passing Standard	Com-mend	Scale Score	Passing Standard	Com-mend	Scale Score	Passing Standard	Com-mend	Passing Standard	Com-mend
3		*	*		*	*										*	0
4																	
5		*	*		*	*					*	*				*	0
Total		*	*		*	*					*	*				*	*

English TAKS-Alternate Results % Passing, Spring 2008: Students with Disabilities																	
245 Grade	Reading / ELA			Mathematics			Writing			Science			Social Studies			All Tests Taken	
	Scale Score	Passing Standard	Com-mend	Scale Score	Passing Standard	Com-mend	Scale Score	Passing Standard	Com-mend	Scale Score	Passing Standard	Com-mend	Scale Score	Passing Standard	Com-mend	Passing Standard	Com-mend
3		*	*		*	*										*	*
4																	
5		*	*		*	*					*	*				*	*
Total		*	*		*	*					*	*				*	*

English TAKS-Modified Results % Passing, Spring 2009: Students with Disabilities																	
245 Grade	Reading / ELA			Mathematics			Writing			Science			Social Studies			All Tests Taken	
	Scale Score	Passing Standard	Com-mend	Scale Score	Passing Standard	Com-mend	Scale Score	Passing Standard	Com-mend	Scale Score	Passing Standard	Com-mend	Scale Score	Passing Standard	Com-mend	Passing Standard	Com-mend
3	*	*	*	*	*	*											
4	2321	100	40	2250	83	0		NSE									
5	2297	80	40	*	*	*				*	*	*					
Total	---	92	46	---	85	23	---			---	*	*					

English TAKS-Modified Results % Passing, Spring 2008: Students with Disabilities																	
245 Grade	Reading / ELA			Mathematics			Writing			Science			Social Studies			All Tests Taken	
	Scale Score	Passing Standard	Com-mend	Scale Score	Passing Standard	Com-mend	Scale Score	Passing Standard	Com-mend	Scale Score	Passing Standard	Com-mend	Scale Score	Passing Standard	Com-mend	Passing Standard	Com-mend
3	2230	60	40	2188	60	20											
4	*	*	*	*	*	*											
5	2204	72	17	2209	64	21				2076	60	0					
Total	---	70	22	---	57	19				---	60	0					

NSE: No Standard Established

* Fewer than 5 students tested

For grades and subjects with multiple test administrations, the first administration results are used.

English TAKS Results % Passing, Spring 2009: Students with Disabilities																	
246 Grade	Reading / ELA			Mathematics			Writing			Science			Social Studies			All Tests Taken	
	Scale Score	Passing Standard	Com-mend	Scale Score	Passing Standard	Com-mend	Scale Score	Passing Standard	Com-mend	Scale Score	Passing Standard	Com-mend	Scale Score	Passing Standard	Com-mend	Passing Standard	Com-mend
3				*	*	*											
4	*	*	*	*	*	*										*	*
5	*	*	*	*	*	*				*	*	*					
Total	---	*	*	---	*	*				---	*	*				*	*

English TAKS Results % Passing, Spring 2008: Students with Disabilities																	
246 Grade	Reading / ELA			Mathematics			Writing			Science			Social Studies			All Tests Taken	
	Scale Score	Passing Standard	Com-mend	Scale Score	Passing Standard	Com-mend	Scale Score	Passing Standard	Com-mend	Scale Score	Passing Standard	Com-mend	Scale Score	Passing Standard	Com-mend	Passing Standard	Com-mend
3	*	*	*	*	*	*											
4	*	*	*	*	*	*	*	*	*							*	*
5	2121	88	0	2193	60	0				*	*	*					
Total	---	69	0	---	60	10	---	*	*	---	*	*				*	*

Spanish TAKS Results % Passing, Spring 2009: Students with Disabilities														
246 Grade	Reading / ELA			Mathematics			Writing			Science			All Tests Taken	
	Scale Score	Passing Standard	Com-mend	Scale Score	Passing Standard	Com-mend	Scale Score	Passing Standard	Com-mend	Scale Score	Passing Standard	Com-mend	Passing Standard	Com-mend
3	*	*	*	*	*	*								
4														
5														
Total	---	*	*	---	*	*								

Spanish TAKS Results % Passing, Spring 2008: Students with Disabilities														
246 Grade	Reading / ELA			Mathematics			Writing			Science			All Tests Taken	
	Scale Score	Passing Standard	Com-mend	Scale Score	Passing Standard	Com-mend	Scale Score	Passing Standard	Com-mend	Scale Score	Passing Standard	Com-mend	Passing Standard	Com-mend
3	*	*	*	*	*	*								
4	*	*	*	*	*	*	*	*	*				*	*
5														
Total	---	50	0	---	0	0	---	*	*				*	*

* Fewer than 5 students tested

For grades and subjects with multiple test administrations, the first administration results are used.

English TAKS-Alternate Results % Passing, Spring 2009: Students with Disabilities

246 Grade	Reading / ELA			Mathematics			Writing			Science			Social Studies			All Tests Taken	
	Scale Score	Passing Standard	Com-mend	Scale Score	Passing Standard	Com-mend	Scale Score	Passing Standard	Com-mend	Scale Score	Passing Standard	Com-mend	Scale Score	Passing Standard	Com-mend	Passing Standard	Com-mend

English TAKS-Alt was not tested on the campus for this group in 2009.

English TAKS-Alternate Results % Passing, Spring 2008: Students with Disabilities

246 Grade	Reading / ELA			Mathematics			Writing			Science			Social Studies			All Tests Taken	
	Scale Score	Passing Standard	Com-mend	Scale Score	Passing Standard	Com-mend	Scale Score	Passing Standard	Com-mend	Scale Score	Passing Standard	Com-mend	Scale Score	Passing Standard	Com-mend	Passing Standard	Com-mend

English TAKS-Alt was not tested on the campus for this group in 2008.

English TAKS-Modified Results % Passing, Spring 2009: Students with Disabilities

246 Grade	Reading / ELA			Mathematics			Writing			Science			Social Studies			All Tests Taken	
	Scale Score	Passing Standard	Com-mend	Scale Score	Passing Standard	Com-mend	Scale Score	Passing Standard	Com-mend	Scale Score	Passing Standard	Com-mend	Scale Score	Passing Standard	Com-mend	Passing Standard	Com-mend
3	*	*	*	*	*	*											
4	2203	50	17	2376	86	57		NSE									
5	2233	100	0	2351	86	57				2126	83	0					
Total	---	71	7	---	81	50	---			---	83	0					

English TAKS-Modified Results % Passing, Spring 2008: Students with Disabilities

246 Grade	Reading / ELA			Mathematics			Writing			Science			Social Studies			All Tests Taken	
	Scale Score	Passing Standard	Com-mend	Scale Score	Passing Standard	Com-mend	Scale Score	Passing Standard	Com-mend	Scale Score	Passing Standard	Com-mend	Scale Score	Passing Standard	Com-mend	Passing Standard	Com-mend
3	*	*	*	*	*	*											
4	*	*	*	*	*	*											
5				*	*	*				2250	80	20					
Total	---	100	0	---	75	13				---	80	20					

NSE: No Standard Established

* Fewer than 5 students tested

For grades and subjects with multiple test administrations, the first administration results are used.

English TAKS Results % Passing, Spring 2009: Students with Disabilities																	
243 Grade	Reading / ELA			Mathematics			Writing			Science			Social Studies			All Tests Taken	
	Scale Score	Passing Standard	Com-mend	Scale Score	Passing Standard	Com-mend	Scale Score	Passing Standard	Com-mend	Scale Score	Passing Standard	Com-mend	Scale Score	Passing Standard	Com-mend	Passing Standard	Com-mend
3	*		*	*		*											
4																	
5	*		*	*		*				*		*					
Total	---		*	---		*				---		*					

English TAKS Results % Passing, Spring 2008: Students with Disabilities																	
243 Grade	Reading / ELA			Mathematics			Writing			Science			Social Studies			All Tests Taken	
	Scale Score	Passing Standard	Com-mend	Scale Score	Passing Standard	Com-mend	Scale Score	Passing Standard	Com-mend	Scale Score	Passing Standard	Com-mend	Scale Score	Passing Standard	Com-mend	Passing Standard	Com-mend
3	1982	20	0	1911	20	0											
4	1970	20	0	*	*	*	*	*	*							0	0
5	2007	33	0	2103	40	20				2137	60	20					
Total	---	25	0	---	21	7	---	*	*	---	60	20				0	0

Spanish TAKS Results % Passing, Spring 2009: Students with Disabilities														
243 Grade	Reading / ELA			Mathematics			Writing			Science			All Tests Taken	
	Scale Score	Passing Standard	Com-mend	Scale Score	Passing Standard	Com-mend	Scale Score	Passing Standard	Com-mend	Scale Score	Passing Standard	Com-mend	Passing Standard	Com-mend
Neither Spanish TAKS nor TAKS-A was tested on the campus for this group in 2009.														

Spanish TAKS Results % Passing, Spring 2008: Students with Disabilities														
243 Grade	Reading / ELA			Mathematics			Writing			Science			All Tests Taken	
	Scale Score	Passing Standard	Com-mend	Scale Score	Passing Standard	Com-mend	Scale Score	Passing Standard	Com-mend	Scale Score	Passing Standard	Com-mend	Passing Standard	Com-mend
Neither Spanish TAKS nor TAKS-A was tested on the campus for this group in 2008.														

* Fewer than 5 students tested

For grades and subjects with multiple test administrations, the first administration results are used.

English TAKS-Alternate Results % Passing, Spring 2009: Students with Disabilities																	
243 Grade	Reading / ELA			Mathematics			Writing			Science			Social Studies			All Tests Taken	
	Scale Score	Passing Standard	Com-mend	Scale Score	Passing Standard	Com-mend	Scale Score	Passing Standard	Com-mend	Scale Score	Passing Standard	Com-mend	Scale Score	Passing Standard	Com-mend	Passing Standard	Com-mend
3		*	*		*	*										*	*
4		71	0		71	14		86	0							57	0
5																	
Total		70	0		70	10		86	0							60	0

English TAKS-Alternate Results % Passing, Spring 2008: Students with Disabilities																	
243 Grade	Reading / ELA			Mathematics			Writing			Science			Social Studies			All Tests Taken	
	Scale Score	Passing Standard	Com-mend	Scale Score	Passing Standard	Com-mend	Scale Score	Passing Standard	Com-mend	Scale Score	Passing Standard	Com-mend	Scale Score	Passing Standard	Com-mend	Passing Standard	Com-mend
3		100	0		100	0										100	0
4																	
5		*	*		*	*					*	*				*	*
Total		88	0		100	0					*	*				88	0

English TAKS-Modified Results % Passing, Spring 2009: Students with Disabilities																	
243 Grade	Reading / ELA			Mathematics			Writing			Science			Social Studies			All Tests Taken	
	Scale Score	Passing Standard	Com-mend	Scale Score	Passing Standard	Com-mend	Scale Score	Passing Standard	Com-mend	Scale Score	Passing Standard	Com-mend	Scale Score	Passing Standard	Com-mend	Passing Standard	Com-mend
3	2223	71	29	2254	86	29											
4	2192	57	29	2195	71	0		NSE									
5	2043	38	0	2044	25	0				1984	13	0					
Total	---	55	18	---	59	9	---			---	13	0					

English TAKS-Modified Results % Passing, Spring 2008: Students with Disabilities																	
243 Grade	Reading / ELA			Mathematics			Writing			Science			Social Studies			All Tests Taken	
	Scale Score	Passing Standard	Com-mend	Scale Score	Passing Standard	Com-mend	Scale Score	Passing Standard	Com-mend	Scale Score	Passing Standard	Com-mend	Scale Score	Passing Standard	Com-mend	Passing Standard	Com-mend
3	2163	67	17	2080	50	0											
4	2056	40	0	2053	17	0											
5	2083	43	0	1969	0	0				1806	0	0					
Total	---	50	6	---	20	0				---	0	0					

NSE: No Standard Established

* Fewer than 5 students tested

For grades and subjects with multiple test administrations, the first administration results are used.

English TAKS Results % Passing, Spring 2009: Students with Disabilities																	
249 Grade	Reading / ELA			Mathematics			Writing			Science			Social Studies			All Tests Taken	
	Scale Score	Passing Standard	Com-mend	Scale Score	Passing Standard	Com-mend	Scale Score	Passing Standard	Com-mend	Scale Score	Passing Standard	Com-mend	Scale Score	Passing Standard	Com-mend	Passing Standard	Com-mend
3	2342	83	67	2262	100	20											
4	2243	100	17	2271	80	60	2326	100	20							86	14
5	2314	78	44	2249	63	38				2409	88	50					
Total	---	86	43	---	78	39	---	100	20	---	88	50				86	14

English TAKS Results % Passing, Spring 2008: Students with Disabilities																	
249 Grade	Reading / ELA			Mathematics			Writing			Science			Social Studies			All Tests Taken	
	Scale Score	Passing Standard	Com-mend	Scale Score	Passing Standard	Com-mend	Scale Score	Passing Standard	Com-mend	Scale Score	Passing Standard	Com-mend	Scale Score	Passing Standard	Com-mend	Passing Standard	Com-mend
3	2310	100	50	2275	86	29											
4	2335	100	43	2280	100	25	2389	75	63							75	13
5	2115	43	14	*	*	*				*	*	*					
Total	---	82	36	---	94	24	---	75	63	---	*	*				75	13

Spanish TAKS Results % Passing, Spring 2009: Students with Disabilities														
249 Grade	Reading / ELA			Mathematics			Writing			Science			All Tests Taken	
	Scale Score	Passing Standard	Com-mend	Scale Score	Passing Standard	Com-mend	Scale Score	Passing Standard	Com-mend	Scale Score	Passing Standard	Com-mend	Passing Standard	Com-mend
Neither Spanish TAKS nor TAKS-A was tested on the campus for this group in 2009.														

Spanish TAKS Results % Passing, Spring 2008: Students with Disabilities														
249 Grade	Reading / ELA			Mathematics			Writing			Science			All Tests Taken	
	Scale Score	Passing Standard	Com-mend	Scale Score	Passing Standard	Com-mend	Scale Score	Passing Standard	Com-mend	Scale Score	Passing Standard	Com-mend	Passing Standard	Com-mend
Neither Spanish TAKS nor TAKS-A was tested on the campus for this group in 2008.														

* Fewer than 5 students tested

For grades and subjects with multiple test administrations, the first administration results are used.

English TAKS-Alternate Results % Passing, Spring 2009: Students with Disabilities

249 Grade	Reading / ELA			Mathematics			Writing			Science			Social Studies			All Tests Taken	
	Scale Score	Passing Standard	Com-mend	Scale Score	Passing Standard	Com-mend	Scale Score	Passing Standard	Com-mend	Scale Score	Passing Standard	Com-mend	Scale Score	Passing Standard	Com-mend	Passing Standard	Com-mend

English TAKS-Alt was not tested on the campus for this group in 2009.

English TAKS-Alternate Results % Passing, Spring 2008: Students with Disabilities

249 Grade	Reading / ELA			Mathematics			Writing			Science			Social Studies			All Tests Taken	
	Scale Score	Passing Standard	Com-mend	Scale Score	Passing Standard	Com-mend	Scale Score	Passing Standard	Com-mend	Scale Score	Passing Standard	Com-mend	Scale Score	Passing Standard	Com-mend	Passing Standard	Com-mend

English TAKS-Alt was not tested on the campus for this group in 2008.

English TAKS-Modified Results % Passing, Spring 2009: Students with Disabilities

249 Grade	Reading / ELA			Mathematics			Writing			Science			Social Studies			All Tests Taken	
	Scale Score	Passing Standard	Com-mend	Scale Score	Passing Standard	Com-mend	Scale Score	Passing Standard	Com-mend	Scale Score	Passing Standard	Com-mend	Scale Score	Passing Standard	Com-mend	Passing Standard	Com-mend
3	*		*	2362	100	40											
4	*		*	*		*		NSE									
5																	
Total	---	100	0	---	100	25	---										

English TAKS-Modified Results % Passing, Spring 2008: Students with Disabilities

249 Grade	Reading / ELA			Mathematics			Writing			Science			Social Studies			All Tests Taken	
	Scale Score	Passing Standard	Com-mend	Scale Score	Passing Standard	Com-mend	Scale Score	Passing Standard	Com-mend	Scale Score	Passing Standard	Com-mend	Scale Score	Passing Standard	Com-mend	Passing Standard	Com-mend
3	*		*	*		*											
4	*		*	*		*											
5				2586	100	100				*		*					
Total	---	*	*	---	100	63				---		*					

NSE: No Standard Established

* Fewer than 5 students tested

For grades and subjects with multiple test administrations, the first administration results are used.

English TAKS Results % Passing, Spring 2009: Students with Disabilities																	
250 Grade	Reading / ELA			Mathematics			Writing			Science			Social Studies			All Tests Taken	
	Scale Score	Passing Standard	Com-mend	Scale Score	Passing Standard	Com-mend	Scale Score	Passing Standard	Com-mend	Scale Score	Passing Standard	Com-mend	Scale Score	Passing Standard	Com-mend	Passing Standard	Com-mend
3	*		*	*		*											
4				*		*	*		*							*	*
5	*		*	*		*				*		*					
Total	---		*	---		*	---		*	---		*				*	*

English TAKS Results % Passing, Spring 2008: Students with Disabilities																	
250 Grade	Reading / ELA			Mathematics			Writing			Science			Social Studies			All Tests Taken	
	Scale Score	Passing Standard	Com-mend	Scale Score	Passing Standard	Com-mend	Scale Score	Passing Standard	Com-mend	Scale Score	Passing Standard	Com-mend	Scale Score	Passing Standard	Com-mend	Passing Standard	Com-mend
3	*		*	*		*											
4	*		*	*		*	*		*							*	*
5	*		*	*		*				*		*					
Total	---	29	0	---	29	0	---	*	*	---	*	*				*	*

Spanish TAKS Results % Passing, Spring 2009: Students with Disabilities														
250 Grade	Reading / ELA			Mathematics			Writing			Science			All Tests Taken	
	Scale Score	Passing Standard	Com-mend	Scale Score	Passing Standard	Com-mend	Scale Score	Passing Standard	Com-mend	Scale Score	Passing Standard	Com-mend	Passing Standard	Com-mend
Neither Spanish TAKS nor TAKS-A was tested on the campus for this group in 2009.														

Spanish TAKS Results % Passing, Spring 2008: Students with Disabilities														
250 Grade	Reading / ELA			Mathematics			Writing			Science			All Tests Taken	
	Scale Score	Passing Standard	Com-mend	Scale Score	Passing Standard	Com-mend	Scale Score	Passing Standard	Com-mend	Scale Score	Passing Standard	Com-mend	Passing Standard	Com-mend
Neither Spanish TAKS nor TAKS-A was tested on the campus for this group in 2008.														

* Fewer than 5 students tested

For grades and subjects with multiple test administrations, the first administration results are used.

English TAKS-Alternate Results % Passing, Spring 2009: Students with Disabilities																	
250 Grade	Reading / ELA			Mathematics			Writing			Science			Social Studies			All Tests Taken	
	Scale Score	Passing Standard	Com-mend	Scale Score	Passing Standard	Com-mend	Scale Score	Passing Standard	Com-mend	Scale Score	Passing Standard	Com-mend	Scale Score	Passing Standard	Com-mend	Passing Standard	Com-mend
3		*	*		*	*										*	0
4																	
5																	
Total		*	*		*	*										*	0

English TAKS-Alternate Results % Passing, Spring 2008: Students with Disabilities																	
250 Grade	Reading / ELA			Mathematics			Writing			Science			Social Studies			All Tests Taken	
	Scale Score	Passing Standard	Com-mend	Scale Score	Passing Standard	Com-mend	Scale Score	Passing Standard	Com-mend	Scale Score	Passing Standard	Com-mend	Scale Score	Passing Standard	Com-mend	Passing Standard	Com-mend
English TAKS-Alt was not tested on the campus for this group in 2008.																	

English TAKS-Modified Results % Passing, Spring 2009: Students with Disabilities																	
250 Grade	Reading / ELA			Mathematics			Writing			Science			Social Studies			All Tests Taken	
	Scale Score	Passing Standard	Com-mend	Scale Score	Passing Standard	Com-mend	Scale Score	Passing Standard	Com-mend	Scale Score	Passing Standard	Com-mend	Scale Score	Passing Standard	Com-mend	Passing Standard	Com-mend
3	2217	100	0	2261	60	20											
4	*	*	*	*	*	*		NSE									
5	*	*	*	*	*	*				*	*	*					
Total	---	92	0	---	62	15	---			---	*	*					

English TAKS-Modified Results % Passing, Spring 2008: Students with Disabilities																	
250 Grade	Reading / ELA			Mathematics			Writing			Science			Social Studies			All Tests Taken	
	Scale Score	Passing Standard	Com-mend	Scale Score	Passing Standard	Com-mend	Scale Score	Passing Standard	Com-mend	Scale Score	Passing Standard	Com-mend	Scale Score	Passing Standard	Com-mend	Passing Standard	Com-mend
3	*	*	*	*	*	*											
4	*	*	*	*	*	*											
5	*	*	*	*	*	*				*	*	*					
Total	---	78	0	---	56	11				---	*	*					

NSE: No Standard Established

* Fewer than 5 students tested

For grades and subjects with multiple test administrations, the first administration results are used.

English TAKS Results % Passing, Spring 2009: Students with Disabilities																	
251 Grade	Reading / ELA			Mathematics			Writing			Science			Social Studies			All Tests Taken	
	Scale Score	Passing Standard	Com-mend	Scale Score	Passing Standard	Com-mend	Scale Score	Passing Standard	Com-mend	Scale Score	Passing Standard	Com-mend	Scale Score	Passing Standard	Com-mend	Passing Standard	Com-mend
3	2258	89	33	2186	80	10											
4	2215	90	0	2251	80	30	2300	100	22							70	0
5	2336	100	40	2445	100	50				2597	100	80					
Total	---	93	24	---	87	30	---	100	22	---	100	80				70	0

English TAKS Results % Passing, Spring 2008: Students with Disabilities																	
251 Grade	Reading / ELA			Mathematics			Writing			Science			Social Studies			All Tests Taken	
	Scale Score	Passing Standard	Com-mend	Scale Score	Passing Standard	Com-mend	Scale Score	Passing Standard	Com-mend	Scale Score	Passing Standard	Com-mend	Scale Score	Passing Standard	Com-mend	Passing Standard	Com-mend
3	2200	70	30	2183	70	30											
4	2222	90	10	2239	80	20	2242	50	20							50	0
5	2046	56	11	2047	33	11				2202	67	22					
Total	---	72	17	---	62	21	---	50	20	---	67	22				50	0

Spanish TAKS Results % Passing, Spring 2009: Students with Disabilities														
251 Grade	Reading / ELA			Mathematics			Writing			Science			All Tests Taken	
	Scale Score	Passing Standard	Com-mend	Scale Score	Passing Standard	Com-mend	Scale Score	Passing Standard	Com-mend	Scale Score	Passing Standard	Com-mend	Passing Standard	Com-mend
3	*	*	*	*	*	*								
4	*	*	*	*	*	*	*	*	*				*	*
5														
Total	---	*	*	---	*	*	---	*	*				*	*

Spanish TAKS Results % Passing, Spring 2008: Students with Disabilities														
251 Grade	Reading / ELA			Mathematics			Writing			Science			All Tests Taken	
	Scale Score	Passing Standard	Com-mend	Scale Score	Passing Standard	Com-mend	Scale Score	Passing Standard	Com-mend	Scale Score	Passing Standard	Com-mend	Passing Standard	Com-mend
3	*	*	*	*	*	*								
4	*	*	*	*	*	*	*	*	*				*	*
5														
Total	---	*	*	---	*	*	---	*	*				*	*

* Fewer than 5 students tested

For grades and subjects with multiple test administrations, the first administration results are used.

English TAKS-Alternate Results % Passing, Spring 2009: Students with Disabilities

251 Grade	Reading / ELA			Mathematics			Writing			Science			Social Studies			All Tests Taken	
	Scale Score	Passing Standard	Com-mend	Scale Score	Passing Standard	Com-mend	Scale Score	Passing Standard	Com-mend	Scale Score	Passing Standard	Com-mend	Scale Score	Passing Standard	Com-mend	Passing Standard	Com-mend

English TAKS-Alt was not tested on the campus for this group in 2009.

English TAKS-Alternate Results % Passing, Spring 2008: Students with Disabilities

251 Grade	Reading / ELA			Mathematics			Writing			Science			Social Studies			All Tests Taken	
	Scale Score	Passing Standard	Com-mend	Scale Score	Passing Standard	Com-mend	Scale Score	Passing Standard	Com-mend	Scale Score	Passing Standard	Com-mend	Scale Score	Passing Standard	Com-mend	Passing Standard	Com-mend

English TAKS-Alt was not tested on the campus for this group in 2008.

English TAKS-Modified Results % Passing, Spring 2009: Students with Disabilities

251 Grade	Reading / ELA			Mathematics			Writing			Science			Social Studies			All Tests Taken	
	Scale Score	Passing Standard	Com-mend	Scale Score	Passing Standard	Com-mend	Scale Score	Passing Standard	Com-mend	Scale Score	Passing Standard	Com-mend	Scale Score	Passing Standard	Com-mend	Passing Standard	Com-mend

English TAKS-M was not tested on the campus for this group in 2009.

English TAKS-Modified Results % Passing, Spring 2008: Students with Disabilities

251 Grade	Reading / ELA			Mathematics			Writing			Science			Social Studies			All Tests Taken	
	Scale Score	Passing Standard	Com-mend	Scale Score	Passing Standard	Com-mend	Scale Score	Passing Standard	Com-mend	Scale Score	Passing Standard	Com-mend	Scale Score	Passing Standard	Com-mend	Passing Standard	Com-mend

English TAKS-M was not tested on the campus for this group in 2008.

NSE: No Standard Established

* Fewer than 5 students tested

For grades and subjects with multiple test administrations, the first administration results are used.

English TAKS Results % Passing, Spring 2009: Students with Disabilities																	
252 Grade	Reading / ELA			Mathematics			Writing			Science			Social Studies			All Tests Taken	
	Scale Score	Passing Standard	Com-mend	Scale Score	Passing Standard	Com-mend	Scale Score	Passing Standard	Com-mend	Scale Score	Passing Standard	Com-mend	Scale Score	Passing Standard	Com-mend	Passing Standard	Com-mend
3	1996	22	11	2100	55	18											
4	1951	15	8	2078	54	15	2066	25	0							15	0
5	1905	0	0	2000	17	0				*	*	*					
Total	---	12	6	---	42	11	---	25	0	---	*	*				15	0

English TAKS Results % Passing, Spring 2008: Students with Disabilities																	
252 Grade	Reading / ELA			Mathematics			Writing			Science			Social Studies			All Tests Taken	
	Scale Score	Passing Standard	Com-mend	Scale Score	Passing Standard	Com-mend	Scale Score	Passing Standard	Com-mend	Scale Score	Passing Standard	Com-mend	Scale Score	Passing Standard	Com-mend	Passing Standard	Com-mend
3	2047	40	20	2115	62	8											
4	1884	14	0	2030	50	7	2114	50	10							14	0
5	2254	64	36	2111	50	17				2218	64	27					
Total	---	37	17	---	54	10	---	50	10	---	64	27				14	0

Spanish TAKS Results % Passing, Spring 2009: Students with Disabilities														
252 Grade	Reading / ELA			Mathematics			Writing			Science			All Tests Taken	
	Scale Score	Passing Standard	Com-mend	Scale Score	Passing Standard	Com-mend	Scale Score	Passing Standard	Com-mend	Scale Score	Passing Standard	Com-mend	Passing Standard	Com-mend
3	*	*	*	*										
4	*	*	*	*	*	*	*	*	*				*	*
5														
Total	---	*	*	---	*	*	---	*	*				*	*

Spanish TAKS Results % Passing, Spring 2008: Students with Disabilities														
252 Grade	Reading / ELA			Mathematics			Writing			Science			All Tests Taken	
	Scale Score	Passing Standard	Com-mend	Scale Score	Passing Standard	Com-mend	Scale Score	Passing Standard	Com-mend	Scale Score	Passing Standard	Com-mend	Passing Standard	Com-mend
3	*	*	*	*	*	*								
4							*	*	*				*	*
5														
Total	---	*	*	---	*	*	---	*	*				*	*

* Fewer than 5 students tested

For grades and subjects with multiple test administrations, the first administration results are used.

English TAKS-Alternate Results % Passing, Spring 2009: Students with Disabilities																	
252 Grade	Reading / ELA			Mathematics			Writing			Science			Social Studies			All Tests Taken	
	Scale Score	Passing Standard	Com-mend	Scale Score	Passing Standard	Com-mend	Scale Score	Passing Standard	Com-mend	Scale Score	Passing Standard	Com-mend	Scale Score	Passing Standard	Com-mend	Passing Standard	Com-mend
3		*	*		*	*										*	*
4																	
5																	
Total		*	*		*	*										*	*

English TAKS-Alternate Results % Passing, Spring 2008: Students with Disabilities																	
252 Grade	Reading / ELA			Mathematics			Writing			Science			Social Studies			All Tests Taken	
	Scale Score	Passing Standard	Com-mend	Scale Score	Passing Standard	Com-mend	Scale Score	Passing Standard	Com-mend	Scale Score	Passing Standard	Com-mend	Scale Score	Passing Standard	Com-mend	Passing Standard	Com-mend
3		*	*		*	*										*	*
4																	
5		*	*		*	*					*	*				*	*
Total		*	*		*	*					*	*				*	*

English TAKS-Modified Results % Passing, Spring 2009: Students with Disabilities																	
252 Grade	Reading / ELA			Mathematics			Writing			Science			Social Studies			All Tests Taken	
	Scale Score	Passing Standard	Com-mend	Scale Score	Passing Standard	Com-mend	Scale Score	Passing Standard	Com-mend	Scale Score	Passing Standard	Com-mend	Scale Score	Passing Standard	Com-mend	Passing Standard	Com-mend
3	*	*	*	*	*	*											
4	*	*	*	*	*	*		NSE									
5	*	*	*	*	*	*				2100	64	0					
Total	---	44	0	---	17	0	---			---	64	0					

English TAKS-Modified Results % Passing, Spring 2008: Students with Disabilities																	
252 Grade	Reading / ELA			Mathematics			Writing			Science			Social Studies			All Tests Taken	
	Scale Score	Passing Standard	Com-mend	Scale Score	Passing Standard	Com-mend	Scale Score	Passing Standard	Com-mend	Scale Score	Passing Standard	Com-mend	Scale Score	Passing Standard	Com-mend	Passing Standard	Com-mend
3	*	*	*	*	*	*											
4	*	*	*	*	*	*											
5	2074	40	0	*	*	*				*	*	*					
Total	---	40	0	---	13	0				---	*	*					

NSE: No Standard Established

* Fewer than 5 students tested

For grades and subjects with multiple test administrations, the first administration results are used.

English TAKS Results % Passing, Spring 2009: Students with Disabilities																	
255 Grade	Reading / ELA			Mathematics			Writing			Science			Social Studies			All Tests Taken	
	Scale Score	Passing Standard	Com-mend	Scale Score	Passing Standard	Com-mend	Scale Score	Passing Standard	Com-mend	Scale Score	Passing Standard	Com-mend	Scale Score	Passing Standard	Com-mend	Passing Standard	Com-mend
3	2426	100	78	2401	100	67											
4	*	*	*	*	*	*	*	*	*							*	*
5	*	*	*	*	*	*				2447	100	40					
Total	---	94	56	---	100	69	---	*	*	---	100	40				*	*

English TAKS Results % Passing, Spring 2008: Students with Disabilities																	
255 Grade	Reading / ELA			Mathematics			Writing			Science			Social Studies			All Tests Taken	
	Scale Score	Passing Standard	Com-mend	Scale Score	Passing Standard	Com-mend	Scale Score	Passing Standard	Com-mend	Scale Score	Passing Standard	Com-mend	Scale Score	Passing Standard	Com-mend	Passing Standard	Com-mend
3	2395	100	50	2364	100	50											
4	2144	60	20	2113	60	20	2221	80	0							40	0
5	2213	67	17	2238	67	17				2351	100	33					
Total	---	76	29	---	76	29	---	80	0	---	100	33				40	0

Spanish TAKS Results % Passing, Spring 2009: Students with Disabilities														
255 Grade	Reading / ELA			Mathematics			Writing			Science			All Tests Taken	
	Scale Score	Passing Standard	Com-mend	Scale Score	Passing Standard	Com-mend	Scale Score	Passing Standard	Com-mend	Scale Score	Passing Standard	Com-mend	Passing Standard	Com-mend
Neither Spanish TAKS nor TAKS-A was tested on the campus for this group in 2009.														

Spanish TAKS Results % Passing, Spring 2008: Students with Disabilities														
255 Grade	Reading / ELA			Mathematics			Writing			Science			All Tests Taken	
	Scale Score	Passing Standard	Com-mend	Scale Score	Passing Standard	Com-mend	Scale Score	Passing Standard	Com-mend	Scale Score	Passing Standard	Com-mend	Passing Standard	Com-mend
Neither Spanish TAKS nor TAKS-A was tested on the campus for this group in 2008.														

* Fewer than 5 students tested

For grades and subjects with multiple test administrations, the first administration results are used.

English TAKS-Alternate Results % Passing, Spring 2009: Students with Disabilities

255 Grade	Reading / ELA			Mathematics			Writing			Science			Social Studies			All Tests Taken	
	Scale Score	Passing Standard	Com-mend	Scale Score	Passing Standard	Com-mend	Scale Score	Passing Standard	Com-mend	Scale Score	Passing Standard	Com-mend	Scale Score	Passing Standard	Com-mend	Passing Standard	Com-mend
3		*	*		*	*										*	*
4																	
5		*	*		*	*					*	*				*	0
Total		*	*		*	*					*	*				*	*

English TAKS-Alternate Results % Passing, Spring 2008: Students with Disabilities

255 Grade	Reading / ELA			Mathematics			Writing			Science			Social Studies			All Tests Taken	
	Scale Score	Passing Standard	Com-mend	Scale Score	Passing Standard	Com-mend	Scale Score	Passing Standard	Com-mend	Scale Score	Passing Standard	Com-mend	Scale Score	Passing Standard	Com-mend	Passing Standard	Com-mend

English TAKS-Alt was not tested on the campus for this group in 2008.

English TAKS-Modified Results % Passing, Spring 2009: Students with Disabilities

255 Grade	Reading / ELA			Mathematics			Writing			Science			Social Studies			All Tests Taken	
	Scale Score	Passing Standard	Com-mend	Scale Score	Passing Standard	Com-mend	Scale Score	Passing Standard	Com-mend	Scale Score	Passing Standard	Com-mend	Scale Score	Passing Standard	Com-mend	Passing Standard	Com-mend
3	*	*	*	*	*	*											
4																	
5	*	*	*	*	*	*				*	*	*					
Total	---	*	*	---	*	*	---			---	*	*					

English TAKS-Modified Results % Passing, Spring 2008: Students with Disabilities

255 Grade	Reading / ELA			Mathematics			Writing			Science			Social Studies			All Tests Taken	
	Scale Score	Passing Standard	Com-mend	Scale Score	Passing Standard	Com-mend	Scale Score	Passing Standard	Com-mend	Scale Score	Passing Standard	Com-mend	Scale Score	Passing Standard	Com-mend	Passing Standard	Com-mend
3																	
4	*	*	*	*	*	*											
5	*	*	*	*	*	*				*	*	*					
Total	---	40	0	---	40	20				---	*	*					

NSE: No Standard Established

* Fewer than 5 students tested

For grades and subjects with multiple test administrations, the first administration results are used.

English TAKS Results % Passing, Spring 2009: Students with Disabilities																	
256 Grade	Reading / ELA			Mathematics			Writing			Science			Social Studies			All Tests Taken	
	Scale Score	Passing Standard	Com-mend	Scale Score	Passing Standard	Com-mend	Scale Score	Passing Standard	Com-mend	Scale Score	Passing Standard	Com-mend	Scale Score	Passing Standard	Com-mend	Passing Standard	Com-mend
3																	
4																	
5	*	*	*	*	*	*				*	*	*					
6																	
7	*	*	*	*	*	*	*	*	*							*	*
Total	---	*	*	---	*	*	---	*	*	---	*	*				*	*

English TAKS Results % Passing, Spring 2008: Students with Disabilities																	
256 Grade	Reading / ELA			Mathematics			Writing			Science			Social Studies			All Tests Taken	
	Scale Score	Passing Standard	Com-mend	Scale Score	Passing Standard	Com-mend	Scale Score	Passing Standard	Com-mend	Scale Score	Passing Standard	Com-mend	Scale Score	Passing Standard	Com-mend	Passing Standard	Com-mend
3																	
4																	
5	*	*	*	*	*	*				*	*	*					
6	*	*	*	*	*	*										*	*
Total	---	*	*	---	*	*				---	*	*				*	*

Spanish TAKS Results % Passing, Spring 2009: Students with Disabilities															
256 Grade	Reading / ELA			Mathematics			Writing			Science			All Tests Taken		
	Scale Score	Passing Standard	Com-mend	Scale Score	Passing Standard	Com-mend	Scale Score	Passing Standard	Com-mend	Scale Score	Passing Standard	Com-mend	Passing Standard	Com-mend	
3	*	<div></div> *	*	*	<div></div> *	*		<div></div>				<div></div>		<div></div>	
4	*	<div></div> *	*	*	<div></div> *	*	*	<div></div> *	*			<div></div>	<div></div> *	*	
5		<div></div>			<div></div>			<div></div>				<div></div>	<div></div>		
6		<div></div>			<div></div>			<div></div>				<div></div>	<div></div>		
Total	---	<div></div> *	*	---	<div></div> *	*	---	<div></div> *	*			<div></div>	<div></div> *	*	

Spanish TAKS Results % Passing, Spring 2008: Students with Disabilities															
256 Grade	Reading / ELA			Mathematics			Writing			Science			All Tests Taken		
	Scale Score	Passing Standard	Com-mend	Scale Score	Passing Standard	Com-mend	Scale Score	Passing Standard	Com-mend	Scale Score	Passing Standard	Com-mend	Passing Standard	Com-mend	
3	*	<div></div> *	*	*	<div></div> *	*		<div></div>				<div></div>		<div></div>	
4	*	<div></div> *	*	*	<div></div> *	*	*	<div></div> *	*			<div></div>	<div></div> *	*	
5		<div></div>			<div></div>			<div></div>				<div></div>	<div></div>		
6		<div></div>			<div></div>			<div></div>				<div></div>	<div></div>		
Total	---	<div></div> *	*	---	<div></div> *	*	---	<div></div> *	*			<div></div>	<div></div> *	*	

* Fewer than 5 students tested

For grades and subjects with multiple test administrations, the first administration results are used.

English TAKS-Alternate Results % Passing, Spring 2009: Students with Disabilities																	
256 Grade	Reading / ELA			Mathematics			Writing			Science			Social Studies			All Tests Taken	
	Scale Score	Passing Standard	Com-mend	Scale Score	Passing Standard	Com-mend	Scale Score	Passing Standard	Com-mend	Scale Score	Passing Standard	Com-mend	Scale Score	Passing Standard	Com-mend	Passing Standard	Com-mend
English TAKS-Alt was not tested on the campus for this group in 2009.																	

English TAKS-Alternate Results % Passing, Spring 2008: Students with Disabilities																	
256 Grade	Reading / ELA			Mathematics			Writing			Science			Social Studies			All Tests Taken	
	Scale Score	Passing Standard	Com-mend	Scale Score	Passing Standard	Com-mend	Scale Score	Passing Standard	Com-mend	Scale Score	Passing Standard	Com-mend	Scale Score	Passing Standard	Com-mend	Passing Standard	Com-mend
English TAKS-Alt was not tested on the campus for this group in 2008.																	

English TAKS-Modified Results % Passing, Spring 2009: Students with Disabilities																	
256 Grade	Reading / ELA			Mathematics			Writing			Science			Social Studies			All Tests Taken	
	Scale Score	Passing Standard	Com-mend	Scale Score	Passing Standard	Com-mend	Scale Score	Passing Standard	Com-mend	Scale Score	Passing Standard	Com-mend	Scale Score	Passing Standard	Com-mend	Passing Standard	Com-mend
English TAKS-M was not tested on the campus for this group in 2009.																	

English TAKS-Modified Results % Passing, Spring 2008: Students with Disabilities																	
256 Grade	Reading / ELA			Mathematics			Writing			Science			Social Studies			All Tests Taken	
	Scale Score	Passing Standard	Com-mend	Scale Score	Passing Standard	Com-mend	Scale Score	Passing Standard	Com-mend	Scale Score	Passing Standard	Com-mend	Scale Score	Passing Standard	Com-mend	Passing Standard	Com-mend
English TAKS-M was not tested on the campus for this group in 2008.																	

NSE: No Standard Established

* Fewer than 5 students tested

For grades and subjects with multiple test administrations, the first administration results are used.

English TAKS Results % Passing, Spring 2009: Students with Disabilities																	
257 Grade	Reading / ELA			Mathematics			Writing			Science			Social Studies			All Tests Taken	
	Scale Score	Passing Standard	Com-mend	Scale Score	Passing Standard	Com-mend	Scale Score	Passing Standard	Com-mend	Scale Score	Passing Standard	Com-mend	Scale Score	Passing Standard	Com-mend	Passing Standard	Com-mend
3	*	*	*	*	*	*											
4	*	*	*	*	*	*	*	*	*							*	*
5	2090	50	0	2080	38	0				2085	44	11					
Total	---	64	7	---	64	14	---	*	*	---	44	11				*	*

English TAKS Results % Passing, Spring 2008: Students with Disabilities																	
257 Grade	Reading / ELA			Mathematics			Writing			Science			Social Studies			All Tests Taken	
	Scale Score	Passing Standard	Com-mend	Scale Score	Passing Standard	Com-mend	Scale Score	Passing Standard	Com-mend	Scale Score	Passing Standard	Com-mend	Scale Score	Passing Standard	Com-mend	Passing Standard	Com-mend
3	*	*	*	2002	20	0											
4	2202	100	0	*	*	*	2332	100	40							80	0
5	*	*	*	*	*	*				*	*	*					
Total	---	75	0	---	54	15	---	100	40	---	*	*				80	0

Spanish TAKS Results % Passing, Spring 2009: Students with Disabilities														
257 Grade	Reading / ELA			Mathematics			Writing			Science			All Tests Taken	
	Scale Score	Passing Standard	Com-mend	Scale Score	Passing Standard	Com-mend	Scale Score	Passing Standard	Com-mend	Scale Score	Passing Standard	Com-mend	Passing Standard	Com-mend
Neither Spanish TAKS nor TAKS-A was tested on the campus for this group in 2009.														

Spanish TAKS Results % Passing, Spring 2008: Students with Disabilities														
257 Grade	Reading / ELA			Mathematics			Writing			Science			All Tests Taken	
	Scale Score	Passing Standard	Com-mend	Scale Score	Passing Standard	Com-mend	Scale Score	Passing Standard	Com-mend	Scale Score	Passing Standard	Com-mend	Passing Standard	Com-mend
Neither Spanish TAKS nor TAKS-A was tested on the campus for this group in 2008.														

* Fewer than 5 students tested

For grades and subjects with multiple test administrations, the first administration results are used.

English TAKS-Alternate Results % Passing, Spring 2009: Students with Disabilities

257 Grade	Reading / ELA			Mathematics			Writing			Science			Social Studies			All Tests Taken	
	Scale Score	Passing Standard	Com-mend	Scale Score	Passing Standard	Com-mend	Scale Score	Passing Standard	Com-mend	Scale Score	Passing Standard	Com-mend	Scale Score	Passing Standard	Com-mend	Passing Standard	Com-mend

English TAKS-Alt was not tested on the campus for this group in 2009.

English TAKS-Alternate Results % Passing, Spring 2008: Students with Disabilities

257 Grade	Reading / ELA			Mathematics			Writing			Science			Social Studies			All Tests Taken	
	Scale Score	Passing Standard	Com-mend	Scale Score	Passing Standard	Com-mend	Scale Score	Passing Standard	Com-mend	Scale Score	Passing Standard	Com-mend	Scale Score	Passing Standard	Com-mend	Passing Standard	Com-mend

English TAKS-Alt was not tested on the campus for this group in 2008.

English TAKS-Modified Results % Passing, Spring 2009: Students with Disabilities

257 Grade	Reading / ELA			Mathematics			Writing			Science			Social Studies			All Tests Taken	
	Scale Score	Passing Standard	Com-mend	Scale Score	Passing Standard	Com-mend	Scale Score	Passing Standard	Com-mend	Scale Score	Passing Standard	Com-mend	Scale Score	Passing Standard	Com-mend	Passing Standard	Com-mend
3	*		*	*		*											
4	*		*	*		*		NSE									
5	*		*	*		*				*		*					
Total	---	83	17	---	100	33	---			---		*					

English TAKS-Modified Results % Passing, Spring 2008: Students with Disabilities

257 Grade	Reading / ELA			Mathematics			Writing			Science			Social Studies			All Tests Taken	
	Scale Score	Passing Standard	Com-mend	Scale Score	Passing Standard	Com-mend	Scale Score	Passing Standard	Com-mend	Scale Score	Passing Standard	Com-mend	Scale Score	Passing Standard	Com-mend	Passing Standard	Com-mend
3	*		*	*		*											
4	*		*	*		*											
5	2382	100	60	2252	100	0				2171	100	0					
Total	---	100	56	---	100	0				---	100	0					

NSE: No Standard Established

* Fewer than 5 students tested

For grades and subjects with multiple test administrations, the first administration results are used.

English TAKS Results % Passing, Spring 2009: Students with Disabilities																	
259 Grade	Reading / ELA			Mathematics			Writing			Science			Social Studies			All Tests Taken	
	Scale Score	Passing Standard	Com-mend	Scale Score	Passing Standard	Com-mend	Scale Score	Passing Standard	Com-mend	Scale Score	Passing Standard	Com-mend	Scale Score	Passing Standard	Com-mend	Passing Standard	Com-mend
3	*	*	*	*	*	*											
4	*	*	*	*	*	*										*	*
5	*	*	*	*	*	*				*	*	*					
6	*	*	*	*	*	*										*	*
7	*	*	*	*	*	*	*	*	*							*	*
Total	---	88	25	---	67	0	---	*	*	---	*	*				*	*

English TAKS Results % Passing, Spring 2008: Students with Disabilities																	
259 Grade	Reading / ELA			Mathematics			Writing			Science			Social Studies			All Tests Taken	
	Scale Score	Passing Standard	Com-mend	Scale Score	Passing Standard	Com-mend	Scale Score	Passing Standard	Com-mend	Scale Score	Passing Standard	Com-mend	Scale Score	Passing Standard	Com-mend	Passing Standard	Com-mend
3	*	*	*	*	*	*											
4	*	*	*	*	*	*	*	*	*							*	*
5	*	*	*	*	*	*				*	*	*					
6																	
Total	---	67	22	---	30	0	---	*	*	---	*	*				*	*

Spanish TAKS Results % Passing, Spring 2009: Students with Disabilities														
259 Grade	Reading / ELA			Mathematics			Writing			Science			All Tests Taken	
	Scale Score	Passing Standard	Com-mend	Scale Score	Passing Standard	Com-mend	Scale Score	Passing Standard	Com-mend	Scale Score	Passing Standard	Com-mend	Passing Standard	Com-mend
3														
4	*	*	*	*	*	*	*	*	*				*	*
5														
6														
Total	---	*	*	---	*	*	---	*	*				*	*

Spanish TAKS Results % Passing, Spring 2008: Students with Disabilities														
259 Grade	Reading / ELA			Mathematics			Writing			Science			All Tests Taken	
	Scale Score	Passing Standard	Com-mend	Scale Score	Passing Standard	Com-mend	Scale Score	Passing Standard	Com-mend	Scale Score	Passing Standard	Com-mend	Passing Standard	Com-mend
3	*	*	*	*	*	*								
4	*	*	*	*	*	*	*	*	*				*	*
5														
6														
Total	---	*	*	---	*	*	---	*	*				*	*

* Fewer than 5 students tested

For grades and subjects with multiple test administrations, the first administration results are used.

English TAKS-Alternate Results % Passing, Spring 2009: Students with Disabilities

259 Grade	Reading / ELA			Mathematics			Writing			Science			Social Studies			All Tests Taken	
	Scale Score	Passing Standard	Com-mend	Scale Score	Passing Standard	Com-mend	Scale Score	Passing Standard	Com-mend	Scale Score	Passing Standard	Com-mend	Scale Score	Passing Standard	Com-mend	Passing Standard	Com-mend

English TAKS-Alt was not tested on the campus for this group in 2009.

English TAKS-Alternate Results % Passing, Spring 2008: Students with Disabilities

259 Grade	Reading / ELA			Mathematics			Writing			Science			Social Studies			All Tests Taken	
	Scale Score	Passing Standard	Com-mend	Scale Score	Passing Standard	Com-mend	Scale Score	Passing Standard	Com-mend	Scale Score	Passing Standard	Com-mend	Scale Score	Passing Standard	Com-mend	Passing Standard	Com-mend

English TAKS-Alt was not tested on the campus for this group in 2008.

English TAKS-Modified Results % Passing, Spring 2009: Students with Disabilities

259 Grade	Reading / ELA			Mathematics			Writing			Science			Social Studies			All Tests Taken	
	Scale Score	Passing Standard	Com-mend	Scale Score	Passing Standard	Com-mend	Scale Score	Passing Standard	Com-mend	Scale Score	Passing Standard	Com-mend	Scale Score	Passing Standard	Com-mend	Passing Standard	Com-mend
3	*		*	*		*											
4	*		*	*		*		NSE									
5	2264	100	17	2490	100	67				2116	60	0					
6	*		*	*		*											
7				*		*											
Total	---	100	30	---	92	58	---			---	60	0					

English TAKS-Modified Results % Passing, Spring 2008: Students with Disabilities

259 Grade	Reading / ELA			Mathematics			Writing			Science			Social Studies			All Tests Taken	
	Scale Score	Passing Standard	Com-mend	Scale Score	Passing Standard	Com-mend	Scale Score	Passing Standard	Com-mend	Scale Score	Passing Standard	Com-mend	Scale Score	Passing Standard	Com-mend	Passing Standard	Com-mend
3	*		*	*		*											
4	*		*	*		*											
5	*		*	*		*				*		*					
6																	
Total	---	83	33	---	60	0				---	*	*					

NSE: No Standard Established

* Fewer than 5 students tested

For grades and subjects with multiple test administrations, the first administration results are used.

English TAKS Results % Passing, Spring 2009: Students with Disabilities																	
42 Grade	Reading / ELA			Mathematics			Writing			Science			Social Studies			All Tests Taken	
	Scale Score	Passing Standard	Com-mend	Scale Score	Passing Standard	Com-mend	Scale Score	Passing Standard	Com-mend	Scale Score	Passing Standard	Com-mend	Scale Score	Passing Standard	Com-mend	Passing Standard	Com-mend
6	2044	45	5	1997	38	0										35	0
7	2054	46	0	2106	55	0	2149	64	0							33	0
8	2079	53	12	2025	27	0				*	*	*	*	*	*		
Total	---	48	6	---	38	0	---	64	0	---	*	*	---	*	*	34	0

English TAKS Results % Passing, Spring 2008: Students with Disabilities																	
42 Grade	Reading / ELA			Mathematics			Writing			Science			Social Studies			All Tests Taken	
	Scale Score	Passing Standard	Com-mend	Scale Score	Passing Standard	Com-mend	Scale Score	Passing Standard	Com-mend	Scale Score	Passing Standard	Com-mend	Scale Score	Passing Standard	Com-mend	Passing Standard	Com-mend
6	2062	48	4	1930	24	0										20	0
7	1972	38	0	1918	3	0	2038	34	0							3	0
8	2090	45	0	1933	5	0				1841	0	0	2099	64	0		
Total	---	43	1	---	11	0	---	34	0	---	0	0	---	64	0	11	0

Spanish TAKS Results % Passing, Spring 2009: Students with Disabilities														
42 Grade	Reading / ELA			Mathematics			Writing			Science			All Tests Taken	
	Scale Score	Passing Standard	Com-mend	Scale Score	Passing Standard	Com-mend	Scale Score	Passing Standard	Com-mend	Scale Score	Passing Standard	Com-mend	Passing Standard	Com-mend
Neither Spanish TAKS nor TAKS-A was tested on the campus for this group in 2009.														

Spanish TAKS Results % Passing, Spring 2008: Students with Disabilities														
42 Grade	Reading / ELA			Mathematics			Writing			Science			All Tests Taken	
	Scale Score	Passing Standard	Com-mend	Scale Score	Passing Standard	Com-mend	Scale Score	Passing Standard	Com-mend	Scale Score	Passing Standard	Com-mend	Passing Standard	Com-mend
Neither Spanish TAKS nor TAKS-A was tested on the campus for this group in 2008.														

* Fewer than 5 students tested

For grades and subjects with multiple test administrations, the first administration results are used.

English TAKS-Alternate Results % Passing, Spring 2009: Students with Disabilities

42 Grade	Reading / ELA			Mathematics			Writing			Science			Social Studies			All Tests Taken	
	Scale Score	Passing Standard	Com-mend	Scale Score	Passing Standard	Com-mend	Scale Score	Passing Standard	Com-mend	Scale Score	Passing Standard	Com-mend	Scale Score	Passing Standard	Com-mend	Passing Standard	Com-mend

English TAKS-Alt was not tested on the campus for this group in 2009.

English TAKS-Alternate Results % Passing, Spring 2008: Students with Disabilities

42 Grade	Reading / ELA			Mathematics			Writing			Science			Social Studies			All Tests Taken	
	Scale Score	Passing Standard	Com-mend	Scale Score	Passing Standard	Com-mend	Scale Score	Passing Standard	Com-mend	Scale Score	Passing Standard	Com-mend	Scale Score	Passing Standard	Com-mend	Passing Standard	Com-mend

English TAKS-Alt was not tested on the campus for this group in 2008.

English TAKS-Modified Results % Passing, Spring 2009: Students with Disabilities

42 Grade	Reading / ELA			Mathematics			Writing			Science			Social Studies			All Tests Taken	
	Scale Score	Passing Standard	Com-mend	Scale Score	Passing Standard	Com-mend	Scale Score	Passing Standard	Com-mend	Scale Score	Passing Standard	Com-mend	Scale Score	Passing Standard	Com-mend	Passing Standard	Com-mend
6	2123	44	0	2105	44	6											
7	2233	90	10	2137	79	0		NSE									
8	2172	77	5	2063	48	0				2137	67	10		NSE			
Total	---	68	4	---	55	2	---			---	67	10	---				

English TAKS-Modified Results % Passing, Spring 2008: Students with Disabilities

42 Grade	Reading / ELA			Mathematics			Writing			Science			Social Studies			All Tests Taken	
	Scale Score	Passing Standard	Com-mend	Scale Score	Passing Standard	Com-mend	Scale Score	Passing Standard	Com-mend	Scale Score	Passing Standard	Com-mend	Scale Score	Passing Standard	Com-mend	Passing Standard	Com-mend
6	*	*	*	*	*	*											
7	2215	91	9	2103	55	0											
8	2099	57	0	2012	14	0				1997	17	0					
Total	---	71	5	---	33	0				---	17	0					

NSE: No Standard Established

* Fewer than 5 students tested

For grades and subjects with multiple test administrations, the first administration results are used.

English TAKS Results % Passing, Spring 2009: Students with Disabilities																	
48 Grade	Reading / ELA			Mathematics			Writing			Science			Social Studies			All Tests Taken	
	Scale Score	Passing Standard	Com-mend	Scale Score	Passing Standard	Com-mend	Scale Score	Passing Standard	Com-mend	Scale Score	Passing Standard	Com-mend	Scale Score	Passing Standard	Com-mend	Passing Standard	Com-mend
6	2157	65	16	1996	29	12										29	3
7	2049	31	0	2056	38	6	2126	50	0							18	0
8	2139	69	11	2020	29	3				2009	30	6	2160	74	10		
Total	---	60	11	---	31	7	---	50	0	---	30	6	---	74	10	25	2

English TAKS Results % Passing, Spring 2008: Students with Disabilities																	
48 Grade	Reading / ELA			Mathematics			Writing			Science			Social Studies			All Tests Taken	
	Scale Score	Passing Standard	Com-mend	Scale Score	Passing Standard	Com-mend	Scale Score	Passing Standard	Com-mend	Scale Score	Passing Standard	Com-mend	Scale Score	Passing Standard	Com-mend	Passing Standard	Com-mend
6	2081	48	4	1977	25	8										19	0
7	2037	34	6	2025	28	2	2114	52	9							19	0
8	2140	59	21	2025	34	0				2008	40	3	2141	60	3		
Total	---	45	10	---	29	3	---	52	9	---	40	3	---	60	3	19	0

Spanish TAKS Results % Passing, Spring 2009: Students with Disabilities														
48 Grade	Reading / ELA			Mathematics			Writing			Science			All Tests Taken	
	Scale Score	Passing Standard	Com-mend	Scale Score	Passing Standard	Com-mend	Scale Score	Passing Standard	Com-mend	Scale Score	Passing Standard	Com-mend	Passing Standard	Com-mend
Neither Spanish TAKS nor TAKS-A was tested on the campus for this group in 2009.														
48 Grade	Reading / ELA			Mathematics			Writing			Science			All Tests Taken	
	Scale Score	Passing Standard	Com-mend	Scale Score	Passing Standard	Com-mend	Scale Score	Passing Standard	Com-mend	Scale Score	Passing Standard	Com-mend	Passing Standard	Com-mend
6				*	*	*							*	*
Total				---	*	*							*	*

* Fewer than 5 students tested

For grades and subjects with multiple test administrations, the first administration results are used.

English TAKS-Alternate Results % Passing, Spring 2009: Students with Disabilities																	
48 Grade	Reading / ELA			Mathematics			Writing			Science			Social Studies			All Tests Taken	
	Scale Score	Passing Standard	Com-mend	Scale Score	Passing Standard	Com-mend	Scale Score	Passing Standard	Com-mend	Scale Score	Passing Standard	Com-mend	Scale Score	Passing Standard	Com-mend	Passing Standard	Com-mend
6		100	0		100	0										100	0
7		*	*		*	*		*	*							*	0
8																	
Total		100	0		100	0		*	*							100	0

English TAKS-Alternate Results % Passing, Spring 2008: Students with Disabilities																	
Grade	Reading / ELA			Mathematics			Writing			Science			Social Studies			All Tests Taken	
	Scale Score	Passing Standard	Com-mend	Scale Score	Passing Standard	Com-mend	Scale Score	Passing Standard	Com-mend	Scale Score	Passing Standard	Com-mend	Scale Score	Passing Standard	Com-mend	Passing Standard	Com-mend
48																	
6																	
7																	
8		*	*		*	*					*	*		*	*	*	*
Total		*	*		*	*					*	*		*	*	*	*

English TAKS-Modified Results % Passing, Spring 2009: Students with Disabilities																	
Grade	Reading / ELA			Mathematics			Writing			Science			Social Studies			All Tests Taken	
	Scale Score	Passing Standard	Com-mend	Scale Score	Passing Standard	Com-mend	Scale Score	Passing Standard	Com-mend	Scale Score	Passing Standard	Com-mend	Scale Score	Passing Standard	Com-mend	Passing Standard	Com-mend
48	6	2171	56	22	1994	0	0										
	7	*	*	*	*	*	*	NSE									
	8	2046	17	0	2023	14	0			1945	30	0		NSE			
	Total	---	39	11	---	7	0	---		---	30	0	---				

English TAKS-Modified Results % Passing, Spring 2008: Students with Disabilities																	
48 Grade	Reading / ELA			Mathematics			Writing			Science			Social Studies			All Tests Taken	
	Scale Score	Passing Standard	Com-mend	Scale Score	Passing Standard	Com-mend	Scale Score	Passing Standard	Com-mend	Scale Score	Passing Standard	Com-mend	Scale Score	Passing Standard	Com-mend	Passing Standard	Com-mend
6																	
7	*	*	*	*	*	*											
8	*	*	*	*	*	*				*	*	*					
Total	---	*	*	---	*	*				---	*	*					

NSE: No Standard Established

* Fewer than 5 students tested

For grades and subjects with multiple test administrations, the first administration results are used.

English TAKS Results % Passing, Spring 2009: Students with Disabilities																	
44 Grade	Reading / ELA			Mathematics			Writing			Science			Social Studies			All Tests Taken	
	Scale Score	Passing Standard	Com-mend	Scale Score	Passing Standard	Com-mend	Scale Score	Passing Standard	Com-mend	Scale Score	Passing Standard	Com-mend	Scale Score	Passing Standard	Com-mend	Passing Standard	Com-mend
6	1990	26	0	1934	14	0										13	0
7	1968	14	0	1939	7	0	1998	26	0							7	0
8	2077	53	8	1949	13	0				2002	20	0	2166	77	3		
Total	---	34	3	---	11	0	---	26	0	---	20	0	---	77	3	9	0

English TAKS Results % Passing, Spring 2008: Students with Disabilities																	
44 Grade	Reading / ELA			Mathematics			Writing			Science			Social Studies			All Tests Taken	
	Scale Score	Passing Standard	Com-mend	Scale Score	Passing Standard	Com-mend	Scale Score	Passing Standard	Com-mend	Scale Score	Passing Standard	Com-mend	Scale Score	Passing Standard	Com-mend	Passing Standard	Com-mend
6	1944	22	3	1855	3	0										3	0
7	1999	33	2	1959	7	0	2050	38	0							2	0
8	2100	44	4	1904	4	0				1908	17	0	2191	79	13		
Total	---	32	3	---	5	0	---	38	0	---	17	0	---	79	13	2	0

Spanish TAKS Results % Passing, Spring 2009: Students with Disabilities														
44 Grade	Reading / ELA			Mathematics			Writing			Science			All Tests Taken	
	Scale Score	Passing Standard	Com-mend	Scale Score	Passing Standard	Com-mend	Scale Score	Passing Standard	Com-mend	Scale Score	Passing Standard	Com-mend	Passing Standard	Com-mend
Neither Spanish TAKS nor TAKS-A was tested on the campus for this group in 2009.														

Spanish TAKS Results % Passing, Spring 2008: Students with Disabilities														
44 Grade	Reading / ELA			Mathematics			Writing			Science			All Tests Taken	
	Scale Score	Passing Standard	Com-mend	Scale Score	Passing Standard	Com-mend	Scale Score	Passing Standard	Com-mend	Scale Score	Passing Standard	Com-mend	Passing Standard	Com-mend
Neither Spanish TAKS nor TAKS-A was tested on the campus for this group in 2008.														

* Fewer than 5 students tested

For grades and subjects with multiple test administrations, the first administration results are used.

English TAKS-Alternate Results % Passing, Spring 2009: Students with Disabilities																	
44 Grade	Reading / ELA			Mathematics			Writing			Science			Social Studies			All Tests Taken	
	Scale Score	Passing Standard	Com-mend	Scale Score	Passing Standard	Com-mend	Scale Score	Passing Standard	Com-mend	Scale Score	Passing Standard	Com-mend	Scale Score	Passing Standard	Com-mend	Passing Standard	Com-mend
6		*	*		*	*										*	*
7		*	*		*	*		*	*							*	*
8		*	*		*	*					*	*		*	*	*	*
Total		83	0		100	0		*	*		*	*		*	*	50	0

English TAKS-Alternate Results % Passing, Spring 2008: Students with Disabilities																	
44 Grade	Reading / ELA			Mathematics			Writing			Science			Social Studies			All Tests Taken	
	Scale Score	Passing Standard	Com-mend	Scale Score	Passing Standard	Com-mend	Scale Score	Passing Standard	Com-mend	Scale Score	Passing Standard	Com-mend	Scale Score	Passing Standard	Com-mend	Passing Standard	Com-mend
6		*	*		*	*										*	*
7		*	*		*	*		*	*							*	*
8																	
Total		*	*		*	*		*	*							*	*

English TAKS-Modified Results % Passing, Spring 2009: Students with Disabilities																	
44 Grade	Reading / ELA			Mathematics			Writing			Science			Social Studies			All Tests Taken	
	Scale Score	Passing Standard	Com-mend	Scale Score	Passing Standard	Com-mend	Scale Score	Passing Standard	Com-mend	Scale Score	Passing Standard	Com-mend	Scale Score	Passing Standard	Com-mend	Passing Standard	Com-mend
6	2165	67	0	2130	60	0											
7	2130	55	0	2107	58	0		NSE									
8				2015	21	0				1999	27	0		NSE			
Total	---	62	0	---	46	0	---			---	27	0	---				

English TAKS-Modified Results % Passing, Spring 2008: Students with Disabilities																	
44 Grade	Reading / ELA			Mathematics			Writing			Science			Social Studies			All Tests Taken	
	Scale Score	Passing Standard	Com-mend	Scale Score	Passing Standard	Com-mend	Scale Score	Passing Standard	Com-mend	Scale Score	Passing Standard	Com-mend	Scale Score	Passing Standard	Com-mend	Passing Standard	Com-mend
6	2156	75	8	2045	36	0											
7	2042	20	0	2039	27	0											
8	2102	43	7	1929	0	0				1965	7	0					
Total	---	47	6	---	19	0				---	7	0					

NSE: No Standard Established

* Fewer than 5 students tested

For grades and subjects with multiple test administrations, the first administration results are used.

English TAKS Results % Passing, Spring 2009: Students with Disabilities																	
58 Grade	Reading / ELA			Mathematics			Writing			Science			Social Studies			All Tests Taken	
	Scale Score	Passing Standard	Com-mend	Scale Score	Passing Standard	Com-mend	Scale Score	Passing Standard	Com-mend	Scale Score	Passing Standard	Com-mend	Scale Score	Passing Standard	Com-mend	Passing Standard	Com-mend
6	2177	60	30	1960	13	0										20	0
7	1988	30	0	1959	11	0	2068	38	0							15	0
8	2009	50	0	1892	0	0											
Total	---	46	12	---	9	0	---	38	0							17	0

English TAKS Results % Passing, Spring 2008: Students with Disabilities																	
58 Grade	Reading / ELA			Mathematics			Writing			Science			Social Studies			All Tests Taken	
	Scale Score	Passing Standard	Com-mend	Scale Score	Passing Standard	Com-mend	Scale Score	Passing Standard	Com-mend	Scale Score	Passing Standard	Com-mend	Scale Score	Passing Standard	Com-mend	Passing Standard	Com-mend
6	1973	31	0	1803	0	0										0	0
7	2049	43	14	1985	29	0	2133	43	14							29	0
8	2078	64	9	1935	0	0				*	*	*	2074	38	0		
Total	---	45	6	---	7	0	---	43	14	---	*	*	---	38	0	10	0

Spanish TAKS Results % Passing, Spring 2009: Students with Disabilities														
58 Grade	Reading / ELA			Mathematics			Writing			Science			All Tests Taken	
	Scale Score	Passing Standard	Com-mend	Scale Score	Passing Standard	Com-mend	Scale Score	Passing Standard	Com-mend	Scale Score	Passing Standard	Com-mend	Passing Standard	Com-mend
Neither Spanish TAKS nor TAKS-A was tested on the campus for this group in 2009.														

Spanish TAKS Results % Passing, Spring 2008: Students with Disabilities														
58 Grade	Reading / ELA			Mathematics			Writing			Science			All Tests Taken	
	Scale Score	Passing Standard	Com-mend	Scale Score	Passing Standard	Com-mend	Scale Score	Passing Standard	Com-mend	Scale Score	Passing Standard	Com-mend	Passing Standard	Com-mend
Neither Spanish TAKS nor TAKS-A was tested on the campus for this group in 2008.														

* Fewer than 5 students tested

For grades and subjects with multiple test administrations, the first administration results are used.

English TAKS-Alternate Results % Passing, Spring 2009: Students with Disabilities

58 Grade	Reading / ELA			Mathematics			Writing			Science			Social Studies			All Tests Taken	
	Scale Score	Passing Standard	Com-mend	Scale Score	Passing Standard	Com-mend	Scale Score	Passing Standard	Com-mend	Scale Score	Passing Standard	Com-mend	Scale Score	Passing Standard	Com-mend	Passing Standard	Com-mend

English TAKS-Alt was not tested on the campus for this group in 2009.

English TAKS-Alternate Results % Passing, Spring 2008: Students with Disabilities

58 Grade	Reading / ELA			Mathematics			Writing			Science			Social Studies			All Tests Taken	
	Scale Score	Passing Standard	Com-mend	Scale Score	Passing Standard	Com-mend	Scale Score	Passing Standard	Com-mend	Scale Score	Passing Standard	Com-mend	Scale Score	Passing Standard	Com-mend	Passing Standard	Com-mend

English TAKS-Alt was not tested on the campus for this group in 2008.

English TAKS-Modified Results % Passing, Spring 2009: Students with Disabilities

58 Grade	Reading / ELA			Mathematics			Writing			Science			Social Studies			All Tests Taken	
	Scale Score	Passing Standard	Com-mend	Scale Score	Passing Standard	Com-mend	Scale Score	Passing Standard	Com-mend	Scale Score	Passing Standard	Com-mend	Scale Score	Passing Standard	Com-mend	Passing Standard	Com-mend
6	*	*	*	2120	60	0											
7	*	*	*	2081	40	0		NSE									
8				*	*	*				2044	33	0		NSE			
Total	---	86	0	---	55	0	---			---	33	0	---				

English TAKS-Modified Results % Passing, Spring 2008: Students with Disabilities

58 Grade	Reading / ELA			Mathematics			Writing			Science			Social Studies			All Tests Taken	
	Scale Score	Passing Standard	Com-mend	Scale Score	Passing Standard	Com-mend	Scale Score	Passing Standard	Com-mend	Scale Score	Passing Standard	Com-mend	Scale Score	Passing Standard	Com-mend	Passing Standard	Com-mend
6	*	*	*	*	*	*											
7																	
8	*	*	*	*	*	*				2078	33	0					
Total	---	*	*	---	*	*				---	33	0					

NSE: No Standard Established

* Fewer than 5 students tested

For grades and subjects with multiple test administrations, the first administration results are used.

English TAKS Results % Passing, Spring 2009: Students with Disabilities																	
49 Grade	Reading / ELA			Mathematics			Writing			Science			Social Studies			All Tests Taken	
	Scale Score	Passing Standard	Com-mend	Scale Score	Passing Standard	Com-mend	Scale Score	Passing Standard	Com-mend	Scale Score	Passing Standard	Com-mend	Scale Score	Passing Standard	Com-mend	Passing Standard	Com-mend
6	2210	73	23	2135	56	19										43	11
7	2049	30	0	2019	23	5	2160	61	0							17	0
8	2168	62	19	2031	39	0				2048	41	6	2206	79	16		
Total	---	57	15	---	40	9	---	61	0	---	41	6	---	79	16	31	6

English TAKS Results % Passing, Spring 2008: Students with Disabilities																	
49 Grade	Reading / ELA			Mathematics			Writing			Science			Social Studies			All Tests Taken	
	Scale Score	Passing Standard	Com-mend	Scale Score	Passing Standard	Com-mend	Scale Score	Passing Standard	Com-mend	Scale Score	Passing Standard	Com-mend	Scale Score	Passing Standard	Com-mend	Passing Standard	Com-mend
6	2092	44	4	2048	37	7										29	4
7	2062	43	3	2030	25	3	2143	56	6							19	3
8	2242	91	27	2068	39	0				2132	68	21	2227	75	25		
Total	---	56	10	---	32	4	---	56	6	---	68	21	---	75	25	23	3

Spanish TAKS Results % Passing, Spring 2009: Students with Disabilities														
49 Grade	Reading / ELA			Mathematics			Writing			Science			All Tests Taken	
	Scale Score	Passing Standard	Com-mend	Scale Score	Passing Standard	Com-mend	Scale Score	Passing Standard	Com-mend	Scale Score	Passing Standard	Com-mend	Passing Standard	Com-mend
Neither Spanish TAKS nor TAKS-A was tested on the campus for this group in 2009.														

Spanish TAKS Results % Passing, Spring 2008: Students with Disabilities														
49 Grade	Reading / ELA			Mathematics			Writing			Science			All Tests Taken	
	Scale Score	Passing Standard	Com-mend	Scale Score	Passing Standard	Com-mend	Scale Score	Passing Standard	Com-mend	Scale Score	Passing Standard	Com-mend	Passing Standard	Com-mend
Neither Spanish TAKS nor TAKS-A was tested on the campus for this group in 2008.														

* Fewer than 5 students tested

For grades and subjects with multiple test administrations, the first administration results are used.

English TAKS-Alternate Results % Passing, Spring 2009: Students with Disabilities																	
49 Grade	Reading / ELA			Mathematics			Writing			Science			Social Studies			All Tests Taken	
	Scale Score	Passing Standard	Com-mend	Scale Score	Passing Standard	Com-mend	Scale Score	Passing Standard	Com-mend	Scale Score	Passing Standard	Com-mend	Scale Score	Passing Standard	Com-mend	Passing Standard	Com-mend
6		*	*		*	*										*	*
7																	
8																	
Total		*	*		*	*										*	*

English TAKS-Alternate Results % Passing, Spring 2008: Students with Disabilities																	
49 Grade	Reading / ELA			Mathematics			Writing			Science			Social Studies			All Tests Taken	
	Scale Score	Passing Standard	Com-mend	Scale Score	Passing Standard	Com-mend	Scale Score	Passing Standard	Com-mend	Scale Score	Passing Standard	Com-mend	Scale Score	Passing Standard	Com-mend	Passing Standard	Com-mend
English TAKS-Alt was not tested on the campus for this group in 2008.																	

English TAKS-Modified Results % Passing, Spring 2009: Students with Disabilities																	
49 Grade	Reading / ELA			Mathematics			Writing			Science			Social Studies			All Tests Taken	
	Scale Score	Passing Standard	Com-mend	Scale Score	Passing Standard	Com-mend	Scale Score	Passing Standard	Com-mend	Scale Score	Passing Standard	Com-mend	Scale Score	Passing Standard	Com-mend	Passing Standard	Com-mend
6	2253	94	11	2228	83	17											
7	2312	89	33	2075	50	0		NSE									
8	2259	94	12	2109	55	0				2186	76	14		NSE			
Total	---	93	16	---	65	7	---			---	76	14	---				

English TAKS-Modified Results % Passing, Spring 2008: Students with Disabilities																	
49 Grade	Reading / ELA			Mathematics			Writing			Science			Social Studies			All Tests Taken	
	Scale Score	Passing Standard	Com-mend	Scale Score	Passing Standard	Com-mend	Scale Score	Passing Standard	Com-mend	Scale Score	Passing Standard	Com-mend	Scale Score	Passing Standard	Com-mend	Passing Standard	Com-mend
6	2158	57	0	2111	43	0											
7	2224	94	6	2147	69	6											
8	2212	88	6	2142	71	12				2092	38	0					
Total	---	85	5	---	65	8				---	38	0					

NSE: No Standard Established

* Fewer than 5 students tested

For grades and subjects with multiple test administrations, the first administration results are used.

English TAKS Results % Passing, Spring 2009: Students with Disabilities																	
53 Grade	Reading / ELA			Mathematics			Writing			Science			Social Studies			All Tests Taken	
	Scale Score	Passing Standard	Com-mend	Scale Score	Passing Standard	Com-mend	Scale Score	Passing Standard	Com-mend	Scale Score	Passing Standard	Com-mend	Scale Score	Passing Standard	Com-mend	Passing Standard	Com-mend
6	2083	39	0	2015	32	0										22	0
7	2016	39	0	2032	28	4	2098	33	0							14	0
8	2076	46	0	2035	38	4				1957	19	8	2154	58	12		
Total	---	41	0	---	32	3	---	33	0	---	19	8	---	58	12	17	0

English TAKS Results % Passing, Spring 2008: Students with Disabilities																	
53 Grade	Reading / ELA			Mathematics			Writing			Science			Social Studies			All Tests Taken	
	Scale Score	Passing Standard	Com-mend	Scale Score	Passing Standard	Com-mend	Scale Score	Passing Standard	Com-mend	Scale Score	Passing Standard	Com-mend	Scale Score	Passing Standard	Com-mend	Passing Standard	Com-mend
6	2010	34	2	1917	10	3										12	0
7	2003	27	3	2034	39	0	2091	45	0							24	0
8	2064	41	4	1995	24	0				1922	29	0	2136	60	0		
Total	---	34	3	---	23	1	---	45	0	---	29	0	---	60	0	18	0

Spanish TAKS Results % Passing, Spring 2009: Students with Disabilities														
53 Grade	Reading / ELA			Mathematics			Writing			Science			All Tests Taken	
	Scale Score	Passing Standard	Com-mend	Scale Score	Passing Standard	Com-mend	Scale Score	Passing Standard	Com-mend	Scale Score	Passing Standard	Com-mend	Passing Standard	Com-mend
Neither Spanish TAKS nor TAKS-A was tested on the campus for this group in 2009.														

Spanish TAKS Results % Passing, Spring 2008: Students with Disabilities														
53 Grade	Reading / ELA			Mathematics			Writing			Science			All Tests Taken	
	Scale Score	Passing Standard	Com-mend	Scale Score	Passing Standard	Com-mend	Scale Score	Passing Standard	Com-mend	Scale Score	Passing Standard	Com-mend	Passing Standard	Com-mend
Neither Spanish TAKS nor TAKS-A was tested on the campus for this group in 2008.														

* Fewer than 5 students tested

For grades and subjects with multiple test administrations, the first administration results are used.

English TAKS-Alternate Results % Passing, Spring 2009: Students with Disabilities

53 Grade	Reading / ELA			Mathematics			Writing			Science			Social Studies			All Tests Taken	
	Scale Score	Passing Standard	Com-mend	Scale Score	Passing Standard	Com-mend	Scale Score	Passing Standard	Com-mend	Scale Score	Passing Standard	Com-mend	Scale Score	Passing Standard	Com-mend	Passing Standard	Com-mend
6																	
7																	
8		*	*		*	*					*	*		*	*	*	0
Total		*	*		*	*					*	*		*	*	*	0

English TAKS-Alternate Results % Passing, Spring 2008: Students with Disabilities

53 Grade	Reading / ELA			Mathematics			Writing			Science			Social Studies			All Tests Taken	
	Scale Score	Passing Standard	Com-mend	Scale Score	Passing Standard	Com-mend	Scale Score	Passing Standard	Com-mend	Scale Score	Passing Standard	Com-mend	Scale Score	Passing Standard	Com-mend	Passing Standard	Com-mend
6																	
7		*	*		*	*		*	*							*	*
8		*	*		*	*					*	*		*	*	*	*
Total		*	*		*	*		*	*		*	*		*	*	*	*

English TAKS-Modified Results % Passing, Spring 2009: Students with Disabilities

53 Grade	Reading / ELA			Mathematics			Writing			Science			Social Studies			All Tests Taken	
	Scale Score	Passing Standard	Com-mend	Scale Score	Passing Standard	Com-mend	Scale Score	Passing Standard	Com-mend	Scale Score	Passing Standard	Com-mend	Scale Score	Passing Standard	Com-mend	Passing Standard	Com-mend
6	2176	67	8	2162	88	13											
7	2137	55	0	2082	43	0		NSE									
8	2124	61	0	2090	44	6				2015	25	0		NSE			
Total	---	60	2	---	51	4	---			---	25	0	---				

English TAKS-Modified Results % Passing, Spring 2008: Students with Disabilities

53 Grade	Reading / ELA			Mathematics			Writing			Science			Social Studies			All Tests Taken	
	Scale Score	Passing Standard	Com-mend	Scale Score	Passing Standard	Com-mend	Scale Score	Passing Standard	Com-mend	Scale Score	Passing Standard	Com-mend	Scale Score	Passing Standard	Com-mend	Passing Standard	Com-mend
6	2098	33	11	2045	27	0											
7	2110	56	0	2079	56	0											
8	2103	50	0	2013	15	0				2051	31	8					
Total	---	49	3	---	36	0				---	31	8					

NSE: No Standard Established

* Fewer than 5 students tested

For grades and subjects with multiple test administrations, the first administration results are used.

English TAKS Results % Passing, Spring 2009: Students with Disabilities																	
57 Grade	Reading / ELA			Mathematics			Writing			Science			Social Studies			All Tests Taken	
	Scale Score	Passing Standard	Com-mend	Scale Score	Passing Standard	Com-mend	Scale Score	Passing Standard	Com-mend	Scale Score	Passing Standard	Com-mend	Scale Score	Passing Standard	Com-mend	Passing Standard	Com-mend
6	2301	72	56	2265	69	44										61	39
7	2234	60	35	2171	65	15	2264	85	20							50	5
8	2195	73	20	2116	53	13				2168	62	15	2170	71	14		
Total	---	68	38	---	63	24	---	85	20	---	62	15	---	71	14	55	21

English TAKS Results % Passing, Spring 2008: Students with Disabilities																	
57 Grade	Reading / ELA			Mathematics			Writing			Science			Social Studies			All Tests Taken	
	Scale Score	Passing Standard	Com-mend	Scale Score	Passing Standard	Com-mend	Scale Score	Passing Standard	Com-mend	Scale Score	Passing Standard	Com-mend	Scale Score	Passing Standard	Com-mend	Passing Standard	Com-mend
6	2365	90	38	2230	57	38										52	24
7	2119	50	7	2077	43	7	2182	64	7							36	0
8	2211	78	28	2173	47	18				2099	50	11	2170	71	12		
Total	---	75	26	---	50	23	---	64	7	---	50	11	---	71	12	46	14

Spanish TAKS Results % Passing, Spring 2009: Students with Disabilities														
57 Grade	Reading / ELA			Mathematics			Writing			Science			All Tests Taken	
	Scale Score	Passing Standard	Com-mend	Scale Score	Passing Standard	Com-mend	Scale Score	Passing Standard	Com-mend	Scale Score	Passing Standard	Com-mend	Passing Standard	Com-mend
Neither Spanish TAKS nor TAKS-A was tested on the campus for this group in 2009.														

Spanish TAKS Results % Passing, Spring 2008: Students with Disabilities														
57 Grade	Reading / ELA			Mathematics			Writing			Science			All Tests Taken	
	Scale Score	Passing Standard	Com-mend	Scale Score	Passing Standard	Com-mend	Scale Score	Passing Standard	Com-mend	Scale Score	Passing Standard	Com-mend	Passing Standard	Com-mend
Neither Spanish TAKS nor TAKS-A was tested on the campus for this group in 2008.														

* Fewer than 5 students tested

For grades and subjects with multiple test administrations, the first administration results are used.

English TAKS-Alternate Results % Passing, Spring 2009: Students with Disabilities																	
57 Grade	Reading / ELA			Mathematics			Writing			Science			Social Studies			All Tests Taken	
	Scale Score	Passing Standard	Com-mend	Scale Score	Passing Standard	Com-mend	Scale Score	Passing Standard	Com-mend	Scale Score	Passing Standard	Com-mend	Scale Score	Passing Standard	Com-mend	Passing Standard	Com-mend
6		*	*		*	*										*	*
7																	
8		*	*		*	*					*	*		*	*	*	*
Total		100	0		80	0					*	*		*	*	80	0

English TAKS-Alternate Results % Passing, Spring 2008: Students with Disabilities																	
57 Grade	Reading / ELA			Mathematics			Writing			Science			Social Studies			All Tests Taken	
	Scale Score	Passing Standard	Com-mend	Scale Score	Passing Standard	Com-mend	Scale Score	Passing Standard	Com-mend	Scale Score	Passing Standard	Com-mend	Scale Score	Passing Standard	Com-mend	Passing Standard	Com-mend
6																	
7		*	*		*	*		*	*							*	*
8		*	*		*	*					*	*		*	*	*	*
Total		*	*		*	*		*	*		*	*		*	*	*	*

English TAKS-Modified Results % Passing, Spring 2009: Students with Disabilities																	
57 Grade	Reading / ELA			Mathematics			Writing			Science			Social Studies			All Tests Taken	
	Scale Score	Passing Standard	Com-mend	Scale Score	Passing Standard	Com-mend	Scale Score	Passing Standard	Com-mend	Scale Score	Passing Standard	Com-mend	Scale Score	Passing Standard	Com-mend	Passing Standard	Com-mend
6	2150	83	0	2177	57	14											
7	*	*	*	*	*	*		NSE									
8	*	*	*	*	*	*				*	*	*		NSE			
Total	---	91	0	---	45	9	---			---	*	*	---				

English TAKS-Modified Results % Passing, Spring 2008: Students with Disabilities																	
57 Grade	Reading / ELA			Mathematics			Writing			Science			Social Studies			All Tests Taken	
	Scale Score	Passing Standard	Com-mend	Scale Score	Passing Standard	Com-mend	Scale Score	Passing Standard	Com-mend	Scale Score	Passing Standard	Com-mend	Scale Score	Passing Standard	Com-mend	Passing Standard	Com-mend
6	*	*	*	*	*	*											
7	*	*	*	*	*	*											
8	*	*	*	*	*	*				*	*	*					
Total	---	57	0	---	14	0				---	*	*					

NSE: No Standard Established

* Fewer than 5 students tested

For grades and subjects with multiple test administrations, the first administration results are used.

English TAKS Results % Passing, Spring 2009: Students with Disabilities																	
80 Grade	Reading / ELA			Mathematics			Writing			Science			Social Studies			All Tests Taken	
	Scale Score	Passing Standard	Com-mend	Scale Score	Passing Standard	Com-mend	Scale Score	Passing Standard	Com-mend	Scale Score	Passing Standard	Com-mend	Scale Score	Passing Standard	Com-mend	Passing Standard	Com-mend
6	2218	82	18	2093	50	7										43	0
7	2299	89	33	2166	67	11	2286	89	11							56	0
8	2273	100	17	2158	100	0				2106	60	0	2247	80	20		
Total	---	88	23	---	66	7	---	89	11	---	60	0	---	80	20	48	0

English TAKS Results % Passing, Spring 2008: Students with Disabilities																	
80 Grade	Reading / ELA			Mathematics			Writing			Science			Social Studies			All Tests Taken	
	Scale Score	Passing Standard	Com-mend	Scale Score	Passing Standard	Com-mend	Scale Score	Passing Standard	Com-mend	Scale Score	Passing Standard	Com-mend	Scale Score	Passing Standard	Com-mend	Passing Standard	Com-mend
6	2213	92	8	2143	77	8										69	8
7	2181	80	0	2105	45	0	2135	64	0							36	0
8	2322	92	38	2092	46	0				2142	42	8	2280	100	23		
Total	---	89	17	---	57	3	---	64	0	---	42	8	---	100	23	54	4

Spanish TAKS Results % Passing, Spring 2009: Students with Disabilities														
80 Grade	Reading / ELA			Mathematics			Writing			Science			All Tests Taken	
	Scale Score	Passing Standard	Com-mend	Scale Score	Passing Standard	Com-mend	Scale Score	Passing Standard	Com-mend	Scale Score	Passing Standard	Com-mend	Passing Standard	Com-mend
Neither Spanish TAKS nor TAKS-A was tested on the campus for this group in 2009.														

Spanish TAKS Results % Passing, Spring 2008: Students with Disabilities														
80 Grade	Reading / ELA			Mathematics			Writing			Science			All Tests Taken	
	Scale Score	Passing Standard	Com-mend	Scale Score	Passing Standard	Com-mend	Scale Score	Passing Standard	Com-mend	Scale Score	Passing Standard	Com-mend	Passing Standard	Com-mend
Neither Spanish TAKS nor TAKS-A was tested on the campus for this group in 2008.														

* Fewer than 5 students tested

For grades and subjects with multiple test administrations, the first administration results are used.

English TAKS-Alternate Results % Passing, Spring 2009: Students with Disabilities																	
80 Grade	Reading / ELA			Mathematics			Writing			Science			Social Studies			All Tests Taken	
	Scale Score	Passing Standard	Com-mend	Scale Score	Passing Standard	Com-mend	Scale Score	Passing Standard	Com-mend	Scale Score	Passing Standard	Com-mend	Scale Score	Passing Standard	Com-mend	Passing Standard	Com-mend
English TAKS-Alt was not tested on the campus for this group in 2009.																	

English TAKS-Alternate Results % Passing, Spring 2008: Students with Disabilities																	
80 Grade	Reading / ELA			Mathematics			Writing			Science			Social Studies			All Tests Taken	
	Scale Score	Passing Standard	Com-mend	Scale Score	Passing Standard	Com-mend	Scale Score	Passing Standard	Com-mend	Scale Score	Passing Standard	Com-mend	Scale Score	Passing Standard	Com-mend	Passing Standard	Com-mend
English TAKS-Alt was not tested on the campus for this group in 2008.																	

English TAKS-Modified Results % Passing, Spring 2009: Students with Disabilities																	
80 Grade	Reading / ELA			Mathematics			Writing			Science			Social Studies			All Tests Taken	
	Scale Score	Passing Standard	Com-mend	Scale Score	Passing Standard	Com-mend	Scale Score	Passing Standard	Com-mend	Scale Score	Passing Standard	Com-mend	Scale Score	Passing Standard	Com-mend	Passing Standard	Com-mend
6	*	<div></div> *	*		<div></div>			<div></div>			<div></div>			<div></div>		<div></div>	
7	*	<div></div> *	*	*	<div></div> *	*		NSE			<div></div>			<div></div>		<div></div>	
8	*	<div></div> *	*	*	<div></div> *	*		<div></div>		2136	<div></div> 60	0		<div></div> NSE		<div></div>	
Total	---	<div></div> 100	38	---	<div></div> 100	20	---	<div></div>		---	<div></div> 60	0	---	<div></div>		<div></div>	

English TAKS-Modified Results % Passing, Spring 2008: Students with Disabilities																	
80 Grade	Reading / ELA			Mathematics			Writing			Science			Social Studies			All Tests Taken	
	Scale Score	Passing Standard	Com-mend	Scale Score	Passing Standard	Com-mend	Scale Score	Passing Standard	Com-mend	Scale Score	Passing Standard	Com-mend	Scale Score	Passing Standard	Com-mend	Passing Standard	Com-mend
6																	
7	*	*	*	*	*	*											
8	*	*	*	*	*	*				2060	20	0					
Total	---	100	43	---	83	0				---	20	0					

NSE: No Standard Established

* Fewer than 5 students tested

For grades and subjects with multiple test administrations, the first administration results are used.

English TAKS Results % Passing, Spring 2009: Students with Disabilities																	
66 Grade	Reading / ELA			Mathematics			Writing			Science			Social Studies			All Tests Taken	
	Scale Score	Passing Standard	Com-mend	Scale Score	Passing Standard	Com-mend	Scale Score	Passing Standard	Com-mend	Scale Score	Passing Standard	Com-mend	Scale Score	Passing Standard	Com-mend	Passing Standard	Com-mend
6	2024	50	0	1958	16	5										15	0
7	1919	19	0	1985	24	0	2063	38	0							18	0
8	1999	28	0	1940	14	7				1901	25	0	2085	33	7		
Total	---	32	0	---	19	4	---	38	0	---	25	0	---	33	7	17	0

English TAKS Results % Passing, Spring 2008: Students with Disabilities																	
66 Grade	Reading / ELA			Mathematics			Writing			Science			Social Studies			All Tests Taken	
	Scale Score	Passing Standard	Com-mend	Scale Score	Passing Standard	Com-mend	Scale Score	Passing Standard	Com-mend	Scale Score	Passing Standard	Com-mend	Scale Score	Passing Standard	Com-mend	Passing Standard	Com-mend
6	1967	28	0	1844	4	0										4	0
7	2005	31	0	1977	13	6	2047	31	6							12	0
8	2087	55	10	1963	16	0				1873	8	0	2065	30	0		
Total	---	38	3	---	10	2	---	31	6	---	8	0	---	30	0	7	0

Spanish TAKS Results % Passing, Spring 2009: Students with Disabilities														
66 Grade	Reading / ELA			Mathematics			Writing			Science			All Tests Taken	
	Scale Score	Passing Standard	Com-mend	Scale Score	Passing Standard	Com-mend	Scale Score	Passing Standard	Com-mend	Scale Score	Passing Standard	Com-mend	Passing Standard	Com-mend
Neither Spanish TAKS nor TAKS-A was tested on the campus for this group in 2009.														

Spanish TAKS Results % Passing, Spring 2008: Students with Disabilities														
66 Grade	Reading / ELA			Mathematics			Writing			Science			All Tests Taken	
	Scale Score	Passing Standard	Com-mend	Scale Score	Passing Standard	Com-mend	Scale Score	Passing Standard	Com-mend	Scale Score	Passing Standard	Com-mend	Passing Standard	Com-mend
Neither Spanish TAKS nor TAKS-A was tested on the campus for this group in 2008.														

* Fewer than 5 students tested

For grades and subjects with multiple test administrations, the first administration results are used.

English TAKS-Alternate Results % Passing, Spring 2009: Students with Disabilities

Grade	Reading / ELA			Mathematics			Writing			Science			Social Studies			All Tests Taken	
	Scale Score	Passing Standard	Com-mend	Scale Score	Passing Standard	Com-mend	Scale Score	Passing Standard	Com-mend	Scale Score	Passing Standard	Com-mend	Scale Score	Passing Standard	Com-mend	Passing Standard	Com-mend
66																	
6																	
7																	
8		*		*		*					*		*		*	*	0
Total		*		*		*					*		*		*	*	0

English TAKS-Alternate Results % Passing, Spring 2008: Students with Disabilities

Grade	Reading / ELA			Mathematics			Writing			Science			Social Studies			All Tests Taken	
	Scale Score	Passing Standard	Com-mend	Scale Score	Passing Standard	Com-mend	Scale Score	Passing Standard	Com-mend	Scale Score	Passing Standard	Com-mend	Scale Score	Passing Standard	Com-mend	Passing Standard	Com-mend
66																	
6																	
7		*		*		*		*								*	*
8																	
Total		*		*		*		*								*	*

English TAKS-Modified Results % Passing, Spring 2009: Students with Disabilities

Grade	Reading / ELA			Mathematics			Writing			Science			Social Studies			All Tests Taken	
	Scale Score	Passing Standard	Com-mend	Scale Score	Passing Standard	Com-mend	Scale Score	Passing Standard	Com-mend	Scale Score	Passing Standard	Com-mend	Scale Score	Passing Standard	Com-mend	Passing Standard	Com-mend
66																	
6	2057	22	0	2021	22	0											
7	2114	54	0	2128	64	0		NSE									
8	2078	33	0	2051	42	0				1977	20	0		NSE			
Total	---	39	0	---	46	0	---			---	20	0	---				

English TAKS-Modified Results % Passing, Spring 2008: Students with Disabilities

Grade	Reading / ELA			Mathematics			Writing			Science			Social Studies			All Tests Taken	
	Scale Score	Passing Standard	Com-mend	Scale Score	Passing Standard	Com-mend	Scale Score	Passing Standard	Com-mend	Scale Score	Passing Standard	Com-mend	Scale Score	Passing Standard	Com-mend	Passing Standard	Com-mend
66																	
6	2077	41	0	2059	39	0											
7	2187	75	19	2037	31	0											
8	2114	50	0	2032	36	0				2017	22	0					
Total	---	55	6	---	35	0				---	22	0					

NSE: No Standard Established

* Fewer than 5 students tested

For grades and subjects with multiple test administrations, the first administration results are used.

English TAKS Results % Passing, Spring 2009: Students with Disabilities																	
348 Grade	Reading / ELA			Mathematics			Writing			Science			Social Studies			All Tests Taken	
	Scale Score	Passing Standard	Com-mend	Scale Score	Passing Standard	Com-mend	Scale Score	Passing Standard	Com-mend	Scale Score	Passing Standard	Com-mend	Scale Score	Passing Standard	Com-mend	Passing Standard	Com-mend
9	*	*	*	*	*	*										*	*
10	*	*	*	*	*	*				*	*	*	*	*	*	*	*
11	*	*	*	*	*	*				*	*	*	*	*	*	*	*
Total	---	70	10	---	50	10				---	100	14	---	100	43	40	0

English TAKS Results % Passing, Spring 2008: Students with Disabilities																	
348 Grade	Reading / ELA			Mathematics			Writing			Science			Social Studies			All Tests Taken	
	Scale Score	Passing Standard	Com-mend	Scale Score	Passing Standard	Com-mend	Scale Score	Passing Standard	Com-mend	Scale Score	Passing Standard	Com-mend	Scale Score	Passing Standard	Com-mend	Passing Standard	Com-mend
9	2267	100	17	2354	83	33										83	17
10	*	*	*	*	*	*				*	*	*	*	*	*	*	*
Total	---	100	11	---	78	33				---	*	*	---	*	*	78	11

Spanish TAKS Results % Passing, Spring 2009: Students with Disabilities														
348 Grade	Reading / ELA			Mathematics			Writing			Science			All Tests Taken	
	Scale Score	Passing Standard	Com-mend	Scale Score	Passing Standard	Com-mend	Scale Score	Passing Standard	Com-mend	Scale Score	Passing Standard	Com-mend	Passing Standard	Com-mend
Neither Spanish TAKS nor TAKS-A was tested on the campus for this group in 2009.														

Spanish TAKS Results % Passing, Spring 2008: Students with Disabilities														
348 Grade	Reading / ELA			Mathematics			Writing			Science			All Tests Taken	
	Scale Score	Passing Standard	Com-mend	Scale Score	Passing Standard	Com-mend	Scale Score	Passing Standard	Com-mend	Scale Score	Passing Standard	Com-mend	Passing Standard	Com-mend
Neither Spanish TAKS nor TAKS-A was tested on the campus for this group in 2008.														

* Fewer than 5 students tested

For grades and subjects with multiple test administrations, the first administration results are used.

English TAKS-Alternate Results % Passing, Spring 2009: Students with Disabilities																	
348 Grade	Reading / ELA			Mathematics			Writing			Science			Social Studies			All Tests Taken	
	Scale Score	Passing Standard	Com-mend	Scale Score	Passing Standard	Com-mend	Scale Score	Passing Standard	Com-mend	Scale Score	Passing Standard	Com-mend	Scale Score	Passing Standard	Com-mend	Passing Standard	Com-mend
English TAKS-Alt was not tested on the campus for this group in 2009.																	

English TAKS-Alternate Results % Passing, Spring 2008: Students with Disabilities																	
348 Grade	Reading / ELA			Mathematics			Writing			Science			Social Studies			All Tests Taken	
	Scale Score	Passing Standard	Com-mend	Scale Score	Passing Standard	Com-mend	Scale Score	Passing Standard	Com-mend	Scale Score	Passing Standard	Com-mend	Scale Score	Passing Standard	Com-mend	Passing Standard	Com-mend
English TAKS-Alt was not tested on the campus for this group in 2008.																	

English TAKS-Modified Results % Passing, Spring 2009: Students with Disabilities																	
348 Grade	Reading / ELA			Mathematics			Writing			Science			Social Studies			All Tests Taken	
	Scale Score	Passing Standard	Com-mend	Scale Score	Passing Standard	Com-mend	Scale Score	Passing Standard	Com-mend	Scale Score	Passing Standard	Com-mend	Scale Score	Passing Standard	Com-mend	Passing Standard	Com-mend
English TAKS-M was not tested on the campus for this group in 2009.																	

English TAKS-Modified Results % Passing, Spring 2008: Students with Disabilities																	
348 Grade	Reading / ELA			Mathematics			Writing			Science			Social Studies			All Tests Taken	
	Scale Score	Passing Standard	Com-mend	Scale Score	Passing Standard	Com-mend	Scale Score	Passing Standard	Com-mend	Scale Score	Passing Standard	Com-mend	Scale Score	Passing Standard	Com-mend	Passing Standard	Com-mend
English TAKS-M was not tested on the campus for this group in 2008.																	

NSE: No Standard Established

* Fewer than 5 students tested

For grades and subjects with multiple test administrations, the first administration results are used.

English TAKS Results % Passing, Spring 2009: Students with Disabilities																	
Grade	Reading / ELA			Mathematics			Writing			Science			Social Studies			All Tests Taken	
	Scale Score	Passing Standard	Com-mend	Scale Score	Passing Standard	Com-mend	Scale Score	Passing Standard	Com-mend	Scale Score	Passing Standard	Com-mend	Scale Score	Passing Standard	Com-mend	Passing Standard	Com-mend
8	9	2210	77	23	2045	41	7									39	6
	10	2124	58	0	2013	19	0			2015	27	0	2153	66	9	12	0
	11	2143	59	0	2062	33	0			2074	43	0	2231	81	24	26	0
	Total	---	65	8	---	31	3			---	33	0	---	72	15	26	2

English TAKS Results % Passing, Spring 2008: Students with Disabilities																	
Grade	Reading / ELA			Mathematics			Writing			Science			Social Studies			All Tests Taken	
	Scale Score	Passing Standard	Com-mend	Scale Score	Passing Standard	Com-mend	Scale Score	Passing Standard	Com-mend	Scale Score	Passing Standard	Com-mend	Scale Score	Passing Standard	Com-mend	Passing Standard	Com-mend
8	9	2106	55	5	1953	20	3									15	0
	10	2131	52	4	1998	22	0			1971	26	0	2118	61	9	11	0
	11	2145	57	0	2054	34	0			2100	48	3	2217	77	10	22	0
	Total	---	55	3	---	25	1			---	38	2	---	70	9	16	0

Spanish TAKS Results % Passing, Spring 2009: Students with Disabilities														
Grade	Reading / ELA			Mathematics			Writing			Science			All Tests Taken	
	Scale Score	Passing Standard	Com-mend	Scale Score	Passing Standard	Com-mend	Scale Score	Passing Standard	Com-mend	Scale Score	Passing Standard	Com-mend	Passing Standard	Com-mend
8														
Neither Spanish TAKS nor TAKS-A was tested on the campus for this group in 2009.														

Spanish TAKS Results % Passing, Spring 2008: Students with Disabilities														
Grade	Reading / ELA			Mathematics			Writing			Science			All Tests Taken	
	Scale Score	Passing Standard	Com-mend	Scale Score	Passing Standard	Com-mend	Scale Score	Passing Standard	Com-mend	Scale Score	Passing Standard	Com-mend	Passing Standard	Com-mend
8														
Neither Spanish TAKS nor TAKS-A was tested on the campus for this group in 2008.														

* Fewer than 5 students tested

For grades and subjects with multiple test administrations, the first administration results are used.

English TAKS-Alternate Results % Passing, Spring 2009: Students with Disabilities																	
Grade	Reading / ELA			Mathematics			Writing			Science			Social Studies			All Tests Taken	
	Scale Score	Passing Standard	Com-mend	Scale Score	Passing Standard	Com-mend	Scale Score	Passing Standard	Com-mend	Scale Score	Passing Standard	Com-mend	Scale Score	Passing Standard	Com-mend	Passing Standard	Com-mend
8																	
9																	
10		*	*		*	*					*	*		*	*	*	*
11																	
Total		*	*		*	*					*	*		*	*	*	*

English TAKS-Alternate Results % Passing, Spring 2008: Students with Disabilities																	
Grade	Reading / ELA			Mathematics			Writing			Science			Social Studies			All Tests Taken	
	Scale Score	Passing Standard	Com-mend	Scale Score	Passing Standard	Com-mend	Scale Score	Passing Standard	Com-mend	Scale Score	Passing Standard	Com-mend	Scale Score	Passing Standard	Com-mend	Passing Standard	Com-mend
9		*	*		*	*										*	*
10																	
11		*	*		*	*					*	*		*	*	*	*
Total		83	0		67	0					*	*		*	*	50	0

English TAKS-Modified Results % Passing, Spring 2009: Students with Disabilities																	
Grade	Reading / ELA			Mathematics			Writing			Science			Social Studies			All Tests Taken	
	Scale Score	Passing Standard	Com-mend	Scale Score	Passing Standard	Com-mend	Scale Score	Passing Standard	Com-mend	Scale Score	Passing Standard	Com-mend	Scale Score	Passing Standard	Com-mend	Passing Standard	Com-mend
9		NSE			NSE												
10	2217	80	10	2092	44	0				1986	23	0		NSE			
11		NSE			NSE						NSE			NSE			
Total	---	80	10	---	44	0				---	23	0	---				

English TAKS-Modified Results % Passing, Spring 2008: Students with Disabilities																	
Grade	Reading / ELA			Mathematics			Writing			Science			Social Studies			All Tests Taken	
	Scale Score	Passing Standard	Com-mend	Scale Score	Passing Standard	Com-mend	Scale Score	Passing Standard	Com-mend	Scale Score	Passing Standard	Com-mend	Scale Score	Passing Standard	Com-mend	Passing Standard	Com-mend
9																	
10	2275	100	11	1970	22	0				1900	22	0					
11																	
Total	---	100	11	---	22	0				---	22	0					

NSE: No Standard Established

* Fewer than 5 students tested

For grades and subjects with multiple test administrations, the first administration results are used.

English TAKS Results % Passing, Spring 2009: Students with Disabilities																	
34 Grade	Reading / ELA			Mathematics			Writing			Science			Social Studies			All Tests Taken	
	Scale Score	Passing Standard	Com-mend	Scale Score	Passing Standard	Com-mend	Scale Score	Passing Standard	Com-mend	Scale Score	Passing Standard	Com-mend	Scale Score	Passing Standard	Com-mend	Passing Standard	Com-mend
9	*	*	*	*	*	*										*	*
10	*	*	*	*	*	*				*	*	*	*	*	*	*	*
11																	
Total	---	100	0	---	80	0				---	*	*	---	*	*	80	0

English TAKS Results % Passing, Spring 2008: Students with Disabilities																	
34 Grade	Reading / ELA			Mathematics			Writing			Science			Social Studies			All Tests Taken	
	Scale Score	Passing Standard	Com-mend	Scale Score	Passing Standard	Com-mend	Scale Score	Passing Standard	Com-mend	Scale Score	Passing Standard	Com-mend	Scale Score	Passing Standard	Com-mend	Passing Standard	Com-mend
9	*	*	*	*	*	*										*	*
10	*	*	*	*	*	*				*	*	*	*	*	*	*	*
11	*	*	*	*	*	*				*	*	*	*	*	*	*	*
Total	---	100	0	---	100	20				---	*	*	---	*	*	100	0

Spanish TAKS Results % Passing, Spring 2009: Students with Disabilities														
34 Grade	Reading / ELA			Mathematics			Writing			Science			All Tests Taken	
	Scale Score	Passing Standard	Com-mend	Scale Score	Passing Standard	Com-mend	Scale Score	Passing Standard	Com-mend	Scale Score	Passing Standard	Com-mend	Passing Standard	Com-mend
Neither Spanish TAKS nor TAKS-A was tested on the campus for this group in 2009.														

Spanish TAKS Results % Passing, Spring 2008: Students with Disabilities														
34 Grade	Reading / ELA			Mathematics			Writing			Science			All Tests Taken	
	Scale Score	Passing Standard	Com-mend	Scale Score	Passing Standard	Com-mend	Scale Score	Passing Standard	Com-mend	Scale Score	Passing Standard	Com-mend	Passing Standard	Com-mend
Neither Spanish TAKS nor TAKS-A was tested on the campus for this group in 2008.														

* Fewer than 5 students tested

For grades and subjects with multiple test administrations, the first administration results are used.

English TAKS-Alternate Results % Passing, Spring 2009: Students with Disabilities																	
34 Grade	Reading / ELA			Mathematics			Writing			Science			Social Studies			All Tests Taken	
	Scale Score	Passing Standard	Com-mend	Scale Score	Passing Standard	Com-mend	Scale Score	Passing Standard	Com-mend	Scale Score	Passing Standard	Com-mend	Scale Score	Passing Standard	Com-mend	Passing Standard	Com-mend
English TAKS-Alt was not tested on the campus for this group in 2009.																	

English TAKS-Alternate Results % Passing, Spring 2008: Students with Disabilities																	
34 Grade	Reading / ELA			Mathematics			Writing			Science			Social Studies			All Tests Taken	
	Scale Score	Passing Standard	Com-mend	Scale Score	Passing Standard	Com-mend	Scale Score	Passing Standard	Com-mend	Scale Score	Passing Standard	Com-mend	Scale Score	Passing Standard	Com-mend	Passing Standard	Com-mend
English TAKS-Alt was not tested on the campus for this group in 2008.																	

English TAKS-Modified Results % Passing, Spring 2009: Students with Disabilities																	
34 Grade	Reading / ELA			Mathematics			Writing			Science			Social Studies			All Tests Taken	
	Scale Score	Passing Standard	Com-mend	Scale Score	Passing Standard	Com-mend	Scale Score	Passing Standard	Com-mend	Scale Score	Passing Standard	Com-mend	Scale Score	Passing Standard	Com-mend	Passing Standard	Com-mend
English TAKS-M was not tested on the campus for this group in 2009.																	

English TAKS-Modified Results % Passing, Spring 2008: Students with Disabilities																	
34 Grade	Reading / ELA			Mathematics			Writing			Science			Social Studies			All Tests Taken	
	Scale Score	Passing Standard	Com-mend	Scale Score	Passing Standard	Com-mend	Scale Score	Passing Standard	Com-mend	Scale Score	Passing Standard	Com-mend	Scale Score	Passing Standard	Com-mend	Passing Standard	Com-mend
English TAKS-M was not tested on the campus for this group in 2008.																	

NSE: No Standard Established

* Fewer than 5 students tested

For grades and subjects with multiple test administrations, the first administration results are used.

English TAKS Results % Passing, Spring 2009: Students with Disabilities																	
25 Grade	Reading / ELA			Mathematics			Writing			Science			Social Studies			All Tests Taken	
	Scale Score	Passing Standard	Com-mend	Scale Score	Passing Standard	Com-mend	Scale Score	Passing Standard	Com-mend	Scale Score	Passing Standard	Com-mend	Scale Score	Passing Standard	Com-mend	Passing Standard	Com-mend
9	2287	80	20	2215	20	20										20	20
10	*	*	*	*	*	*				*	*	*	*	*	*	*	*
11	2431	100	80	2309	100	20				*	*	*	2441	100	60	100	20
Total	---	92	38	---	62	23				---	86	29	---	88	38	62	15

English TAKS Results % Passing, Spring 2008: Students with Disabilities																	
25 Grade	Reading / ELA			Mathematics			Writing			Science			Social Studies			All Tests Taken	
	Scale Score	Passing Standard	Com-mend	Scale Score	Passing Standard	Com-mend	Scale Score	Passing Standard	Com-mend	Scale Score	Passing Standard	Com-mend	Scale Score	Passing Standard	Com-mend	Passing Standard	Com-mend
9	*	*	*	*	*	*										*	*
10	*	*	*	*	*	*				*	*	*	*	*	*	*	*
11	*	*	*	*	*	*				*	*	*	*	*	*	*	*
Total	---	100	43	---	100	14				---	100	40	---	100	60	100	14

Spanish TAKS Results % Passing, Spring 2009: Students with Disabilities														
25 Grade	Reading / ELA			Mathematics			Writing			Science			All Tests Taken	
	Scale Score	Passing Standard	Com-mend	Scale Score	Passing Standard	Com-mend	Scale Score	Passing Standard	Com-mend	Scale Score	Passing Standard	Com-mend	Passing Standard	Com-mend
Neither Spanish TAKS nor TAKS-A was tested on the campus for this group in 2009.														

Spanish TAKS Results % Passing, Spring 2008: Students with Disabilities														
25 Grade	Reading / ELA			Mathematics			Writing			Science			All Tests Taken	
	Scale Score	Passing Standard	Com-mend	Scale Score	Passing Standard	Com-mend	Scale Score	Passing Standard	Com-mend	Scale Score	Passing Standard	Com-mend	Passing Standard	Com-mend
Neither Spanish TAKS nor TAKS-A was tested on the campus for this group in 2008.														

* Fewer than 5 students tested

For grades and subjects with multiple test administrations, the first administration results are used.

English TAKS-Alternate Results % Passing, Spring 2009: Students with Disabilities

25 Grade	Reading / ELA			Mathematics			Writing			Science			Social Studies			All Tests Taken	
	Scale Score	Passing Standard	Com-mend	Scale Score	Passing Standard	Com-mend	Scale Score	Passing Standard	Com-mend	Scale Score	Passing Standard	Com-mend	Scale Score	Passing Standard	Com-mend	Passing Standard	Com-mend

English TAKS-Alt was not tested on the campus for this group in 2009.

English TAKS-Alternate Results % Passing, Spring 2008: Students with Disabilities

25 Grade	Reading / ELA			Mathematics			Writing			Science			Social Studies			All Tests Taken	
	Scale Score	Passing Standard	Com-mend	Scale Score	Passing Standard	Com-mend	Scale Score	Passing Standard	Com-mend	Scale Score	Passing Standard	Com-mend	Scale Score	Passing Standard	Com-mend	Passing Standard	Com-mend

English TAKS-Alt was not tested on the campus for this group in 2008.

English TAKS-Modified Results % Passing, Spring 2009: Students with Disabilities

25 Grade	Reading / ELA			Mathematics			Writing			Science			Social Studies			All Tests Taken	
	Scale Score	Passing Standard	Com-mend	Scale Score	Passing Standard	Com-mend	Scale Score	Passing Standard	Com-mend	Scale Score	Passing Standard	Com-mend	Scale Score	Passing Standard	Com-mend	Passing Standard	Com-mend

English TAKS-M was not tested on the campus for this group in 2009.

English TAKS-Modified Results % Passing, Spring 2008: Students with Disabilities

25 Grade	Reading / ELA			Mathematics			Writing			Science			Social Studies			All Tests Taken	
	Scale Score	Passing Standard	Com-mend	Scale Score	Passing Standard	Com-mend	Scale Score	Passing Standard	Com-mend	Scale Score	Passing Standard	Com-mend	Scale Score	Passing Standard	Com-mend	Passing Standard	Com-mend

English TAKS-M was not tested on the campus for this group in 2008.

NSE: No Standard Established

* Fewer than 5 students tested

For grades and subjects with multiple test administrations, the first administration results are used.

English TAKS Results % Passing, Spring 2009: Students with Disabilities																	
12 Grade	Reading / ELA			Mathematics			Writing			Science			Social Studies			All Tests Taken	
	Scale Score	Passing Standard	Com-mend	Scale Score	Passing Standard	Com-mend	Scale Score	Passing Standard	Com-mend	Scale Score	Passing Standard	Com-mend	Scale Score	Passing Standard	Com-mend	Passing Standard	Com-mend
9	2077	48	0	1975	24	0										20	0
10	2098	42	0	1970	6	0				1964	17	0	2100	41	12	5	0
11	2174	64	7	2072	21	7				2119	46	8	2208	79	14	21	0
Total	---	49	1	---	19	1				---	29	3	---	58	13	17	0

English TAKS Results % Passing, Spring 2008: Students with Disabilities																	
12 Grade	Reading / ELA			Mathematics			Writing			Science			Social Studies			All Tests Taken	
	Scale Score	Passing Standard	Com-mend	Scale Score	Passing Standard	Com-mend	Scale Score	Passing Standard	Com-mend	Scale Score	Passing Standard	Com-mend	Scale Score	Passing Standard	Com-mend	Passing Standard	Com-mend
9	2079	47	3	1940	18	0										11	0
10	2131	45	5	1988	21	5				2004	25	5	2145	55	15	18	0
11	2124	62	5	2062	38	0				2075	45	0	2183	77	5	26	0
Total	---	51	4	---	24	1				---	36	2	---	67	10	17	0

Spanish TAKS Results % Passing, Spring 2009: Students with Disabilities														
12 Grade	Reading / ELA			Mathematics			Writing			Science			All Tests Taken	
	Scale Score	Passing Standard	Com-mend	Scale Score	Passing Standard	Com-mend	Scale Score	Passing Standard	Com-mend	Scale Score	Passing Standard	Com-mend	Passing Standard	Com-mend
Neither Spanish TAKS nor TAKS-A was tested on the campus for this group in 2009.														

Spanish TAKS Results % Passing, Spring 2008: Students with Disabilities														
12 Grade	Reading / ELA			Mathematics			Writing			Science			All Tests Taken	
	Scale Score	Passing Standard	Com-mend	Scale Score	Passing Standard	Com-mend	Scale Score	Passing Standard	Com-mend	Scale Score	Passing Standard	Com-mend	Passing Standard	Com-mend
Neither Spanish TAKS nor TAKS-A was tested on the campus for this group in 2008.														

* Fewer than 5 students tested

For grades and subjects with multiple test administrations, the first administration results are used.

English TAKS-Alternate Results % Passing, Spring 2009: Students with Disabilities

Grade	Reading / ELA			Mathematics			Writing			Science			Social Studies			All Tests Taken	
	Scale Score	Passing Standard	Com-mend	Scale Score	Passing Standard	Com-mend	Scale Score	Passing Standard	Com-mend	Scale Score	Passing Standard	Com-mend	Scale Score	Passing Standard	Com-mend	Passing Standard	Com-mend
9		*	*		*	*										*	*
10		*	*		*	*					*	*		*	*	*	*
11		*	*		*	*					*	*		*	*	*	0
Total		62	0		100	0					*	*		*	*	62	0

English TAKS-Alternate Results % Passing, Spring 2008: Students with Disabilities

Grade	Reading / ELA			Mathematics			Writing			Science			Social Studies			All Tests Taken	
	Scale Score	Passing Standard	Com-mend	Scale Score	Passing Standard	Com-mend	Scale Score	Passing Standard	Com-mend	Scale Score	Passing Standard	Com-mend	Scale Score	Passing Standard	Com-mend	Passing Standard	Com-mend
9		*	*		*	*										*	*
10																	
11		*	*		*	*					*	*		*	*	*	*
Total		100	60		100	0					*	*		*	*	100	0

English TAKS-Modified Results % Passing, Spring 2009: Students with Disabilities

Grade	Reading / ELA			Mathematics			Writing			Science			Social Studies			All Tests Taken	
	Scale Score	Passing Standard	Com-mend	Scale Score	Passing Standard	Com-mend	Scale Score	Passing Standard	Com-mend	Scale Score	Passing Standard	Com-mend	Scale Score	Passing Standard	Com-mend	Passing Standard	Com-mend
9		NSE			NSE												
10	2192	87	7	2070	38	0				2041	36	0		NSE			
11		NSE			NSE						NSE			NSE			
Total	---	87	7	---	38	0				---	36	0	---				

English TAKS-Modified Results % Passing, Spring 2008: Students with Disabilities

Grade	Reading / ELA			Mathematics			Writing			Science			Social Studies			All Tests Taken	
	Scale Score	Passing Standard	Com-mend	Scale Score	Passing Standard	Com-mend	Scale Score	Passing Standard	Com-mend	Scale Score	Passing Standard	Com-mend	Scale Score	Passing Standard	Com-mend	Passing Standard	Com-mend
9																	
10	2279	100	20	2066	17	0				2035	17	0					
11																	
Total	---	100	20	---	17	0				---	17	0					

NSE: No Standard Established

* Fewer than 5 students tested

For grades and subjects with multiple test administrations, the first administration results are used.

English TAKS Results % Passing, Spring 2009: Students with Disabilities																	
24 Grade	Reading / ELA			Mathematics			Writing			Science			Social Studies			All Tests Taken	
	Scale Score	Passing Standard	Com-mend	Scale Score	Passing Standard	Com-mend	Scale Score	Passing Standard	Com-mend	Scale Score	Passing Standard	Com-mend	Scale Score	Passing Standard	Com-mend	Passing Standard	Com-mend
9	2139	64	11	1987	19	8										26	3
10	2092	50	6	2026	35	0				1983	19	0	2141	56	13	16	0
11	2174	73	9	2075	50	8				2084	45	0	2279	91	9	25	0
Total	---	62	9	---	31	5				---	30	0	---	70	11	23	2

English TAKS Results % Passing, Spring 2008: Students with Disabilities																	
24 Grade	Reading / ELA			Mathematics			Writing			Science			Social Studies			All Tests Taken	
	Scale Score	Passing Standard	Com-mend	Scale Score	Passing Standard	Com-mend	Scale Score	Passing Standard	Com-mend	Scale Score	Passing Standard	Com-mend	Scale Score	Passing Standard	Com-mend	Passing Standard	Com-mend
9	2025	42	0	1964	20	3										20	0
10	2196	67	11	2127	50	0				2123	50	13	2278	88	25	22	0
11	2173	80	0	2018	20	0				2067	40	0	2199	60	0	17	0
Total	---	51	2	---	26	2				---	46	8	---	77	15	20	0

Spanish TAKS Results % Passing, Spring 2009: Students with Disabilities														
24 Grade	Reading / ELA			Mathematics			Writing			Science			All Tests Taken	
	Scale Score	Passing Standard	Com-mend	Scale Score	Passing Standard	Com-mend	Scale Score	Passing Standard	Com-mend	Scale Score	Passing Standard	Com-mend	Passing Standard	Com-mend
Neither Spanish TAKS nor TAKS-A was tested on the campus for this group in 2009.														

Spanish TAKS Results % Passing, Spring 2008: Students with Disabilities														
24 Grade	Reading / ELA			Mathematics			Writing			Science			All Tests Taken	
	Scale Score	Passing Standard	Com-mend	Scale Score	Passing Standard	Com-mend	Scale Score	Passing Standard	Com-mend	Scale Score	Passing Standard	Com-mend	Passing Standard	Com-mend
Neither Spanish TAKS nor TAKS-A was tested on the campus for this group in 2008.														

* Fewer than 5 students tested

For grades and subjects with multiple test administrations, the first administration results are used.

English TAKS-Alternate Results % Passing, Spring 2009: Students with Disabilities																	
24 Grade	Reading / ELA			Mathematics			Writing			Science			Social Studies			All Tests Taken	
	Scale Score	Passing Standard	Com-mend	Scale Score	Passing Standard	Com-mend	Scale Score	Passing Standard	Com-mend	Scale Score	Passing Standard	Com-mend	Scale Score	Passing Standard	Com-mend	Passing Standard	Com-mend
9		*	*		*	*										*	0
10		*	*		*	*					*	*		*	*	*	*
11		*	*		*	*					*	*		*	*	*	*
Total		78	0		89	0					75	0		75	0	67	0

English TAKS-Alternate Results % Passing, Spring 2008: Students with Disabilities																	
24 Grade	Reading / ELA			Mathematics			Writing			Science			Social Studies			All Tests Taken	
	Scale Score	Passing Standard	Com-mend	Scale Score	Passing Standard	Com-mend	Scale Score	Passing Standard	Com-mend	Scale Score	Passing Standard	Com-mend	Scale Score	Passing Standard	Com-mend	Passing Standard	Com-mend
9		*	*		*	*										*	*
10		*	*		*	*					*	*		*	*	*	*
11		*	*		*	*					*	*		*	*	*	*
Total		100	0		100	0					100	0		100	0	100	0

English TAKS-Modified Results % Passing, Spring 2009: Students with Disabilities																	
24 Grade	Reading / ELA			Mathematics			Writing			Science			Social Studies			All Tests Taken	
	Scale Score	Passing Standard	Com-mend	Scale Score	Passing Standard	Com-mend	Scale Score	Passing Standard	Com-mend	Scale Score	Passing Standard	Com-mend	Scale Score	Passing Standard	Com-mend	Passing Standard	Com-mend
9		NSE			NSE												
10	2101	50	0	1996	22	0				1962	10	0		NSE			
11		NSE			NSE						NSE			NSE			
Total	---	50	0	---	22	0				---	10	0	---				

English TAKS-Modified Results % Passing, Spring 2008: Students with Disabilities																	
24 Grade	Reading / ELA			Mathematics			Writing			Science			Social Studies			All Tests Taken	
	Scale Score	Passing Standard	Com-mend	Scale Score	Passing Standard	Com-mend	Scale Score	Passing Standard	Com-mend	Scale Score	Passing Standard	Com-mend	Scale Score	Passing Standard	Com-mend	Passing Standard	Com-mend
9																	
10	2165	73	9	2081	31	0				2024	23	0					
11																	
Total	---	73	9	---	31	0				---	23	0					

NSE: No Standard Established

* Fewer than 5 students tested

For grades and subjects with multiple test administrations, the first administration results are used.

English TAKS Results % Passing, Spring 2009: Students with Disabilities																	
15 Grade	Reading / ELA			Mathematics			Writing			Science			Social Studies			All Tests Taken	
	Scale Score	Passing Standard	Com-mend	Scale Score	Passing Standard	Com-mend	Scale Score	Passing Standard	Com-mend	Scale Score	Passing Standard	Com-mend	Scale Score	Passing Standard	Com-mend	Passing Standard	Com-mend
9	2115	57	9	2001	17	10										17	3
10	2084	50	0	1998	22	0				1991	11	0	2127	55	0	5	0
11	2080	33	8	2170	67	11				2127	67	11	2232	89	22	23	0
Total	---	51	6	---	26	7				---	30	4	---	66	7	14	1

English TAKS Results % Passing, Spring 2008: Students with Disabilities																	
15 Grade	Reading / ELA			Mathematics			Writing			Science			Social Studies			All Tests Taken	
	Scale Score	Passing Standard	Com-mend	Scale Score	Passing Standard	Com-mend	Scale Score	Passing Standard	Com-mend	Scale Score	Passing Standard	Com-mend	Scale Score	Passing Standard	Com-mend	Passing Standard	Com-mend
9	2048	42	2	1912	10	0										2	0
10	2085	31	8	2000	29	7				2031	31	15	2153	57	14	19	6
11	2109	50	4	1997	35	0				2052	43	0	2168	64	5	25	0
Total	---	42	4	---	20	1				---	39	6	---	61	8	10	1

Spanish TAKS Results % Passing, Spring 2009: Students with Disabilities														
15 Grade	Reading / ELA			Mathematics			Writing			Science			All Tests Taken	
	Scale Score	Passing Standard	Com-mend	Scale Score	Passing Standard	Com-mend	Scale Score	Passing Standard	Com-mend	Scale Score	Passing Standard	Com-mend	Passing Standard	Com-mend
Neither Spanish TAKS nor TAKS-A was tested on the campus for this group in 2009.														

Spanish TAKS Results % Passing, Spring 2008: Students with Disabilities														
15 Grade	Reading / ELA			Mathematics			Writing			Science			All Tests Taken	
	Scale Score	Passing Standard	Com-mend	Scale Score	Passing Standard	Com-mend	Scale Score	Passing Standard	Com-mend	Scale Score	Passing Standard	Com-mend	Passing Standard	Com-mend
Neither Spanish TAKS nor TAKS-A was tested on the campus for this group in 2008.														

* Fewer than 5 students tested

For grades and subjects with multiple test administrations, the first administration results are used.

English TAKS-Alternate Results % Passing, Spring 2009: Students with Disabilities

15 Grade	Reading / ELA			Mathematics			Writing			Science			Social Studies			All Tests Taken	
	Scale Score	Passing Standard	Com-mend	Scale Score	Passing Standard	Com-mend	Scale Score	Passing Standard	Com-mend	Scale Score	Passing Standard	Com-mend	Scale Score	Passing Standard	Com-mend	Passing Standard	Com-mend

English TAKS-Alt was not tested on the campus for this group in 2009.

English TAKS-Alternate Results % Passing, Spring 2008: Students with Disabilities

15 Grade	Reading / ELA			Mathematics			Writing			Science			Social Studies			All Tests Taken	
	Scale Score	Passing Standard	Com-mend	Scale Score	Passing Standard	Com-mend	Scale Score	Passing Standard	Com-mend	Scale Score	Passing Standard	Com-mend	Scale Score	Passing Standard	Com-mend	Passing Standard	Com-mend
9																	
10		*	*		*	*					*	*		*	*	*	*
11																	
Total		*	*		*	*					*	*		*	*	*	*

English TAKS-Modified Results % Passing, Spring 2009: Students with Disabilities

15 Grade	Reading / ELA			Mathematics			Writing			Science			Social Studies			All Tests Taken	
	Scale Score	Passing Standard	Com-mend	Scale Score	Passing Standard	Com-mend	Scale Score	Passing Standard	Com-mend	Scale Score	Passing Standard	Com-mend	Scale Score	Passing Standard	Com-mend	Passing Standard	Com-mend
9		NSE			NSE												
10	2095	50	25	2075	38	0				2038	38	0		NSE			
11		NSE			NSE						NSE			NSE			
Total	---	50	25	---	38	0				---	38	0	---				

English TAKS-Modified Results % Passing, Spring 2008: Students with Disabilities

15 Grade	Reading / ELA			Mathematics			Writing			Science			Social Studies			All Tests Taken	
	Scale Score	Passing Standard	Com-mend	Scale Score	Passing Standard	Com-mend	Scale Score	Passing Standard	Com-mend	Scale Score	Passing Standard	Com-mend	Scale Score	Passing Standard	Com-mend	Passing Standard	Com-mend
9																	
10	2056	38	0	2044	13	0				1921	13	0					
11																	
Total	---	38	0	---	13	0				---	13	0					

NSE: No Standard Established

* Fewer than 5 students tested

For grades and subjects with multiple test administrations, the first administration results are used.

English TAKS Results % Passing, Spring 2009: Students with Disabilities																	
20 Grade	Reading / ELA			Mathematics			Writing			Science			Social Studies			All Tests Taken	
	Scale Score	Passing Standard	Com-mend	Scale Score	Passing Standard	Com-mend	Scale Score	Passing Standard	Com-mend	Scale Score	Passing Standard	Com-mend	Scale Score	Passing Standard	Com-mend	Passing Standard	Com-mend
9	2045	37	2	1893	8	0										9	0
10	2038	32	0	1885	0	0				1892	4	0	2055	36	2	2	0
11	2041	38	0	1960	14	0				2034	24	0	2143	67	5	12	0
Total	---	35	1	---	6	0				---	10	0	---	46	3	6	0

English TAKS Results % Passing, Spring 2008: Students with Disabilities																	
20 Grade	Reading / ELA			Mathematics			Writing			Science			Social Studies			All Tests Taken	
	Scale Score	Passing Standard	Com-mend	Scale Score	Passing Standard	Com-mend	Scale Score	Passing Standard	Com-mend	Scale Score	Passing Standard	Com-mend	Scale Score	Passing Standard	Com-mend	Passing Standard	Com-mend
9	1983	22	0	1816	0	0										1	0
10	2007	30	0	1899	3	0				1891	3	0	2041	30	0	2	0
11	2029	20	0	1955	11	0				1988	11	0	2104	37	0	0	0
Total	---	24	0	---	2	0				---	5	0	---	33	0	1	0

Spanish TAKS Results % Passing, Spring 2009: Students with Disabilities														
20 Grade	Reading / ELA			Mathematics			Writing			Science			All Tests Taken	
	Scale Score	Passing Standard	Com-mend	Scale Score	Passing Standard	Com-mend	Scale Score	Passing Standard	Com-mend	Scale Score	Passing Standard	Com-mend	Passing Standard	Com-mend
Neither Spanish TAKS nor TAKS-A was tested on the campus for this group in 2009.														

Spanish TAKS Results % Passing, Spring 2008: Students with Disabilities														
20 Grade	Reading / ELA			Mathematics			Writing			Science			All Tests Taken	
	Scale Score	Passing Standard	Com-mend	Scale Score	Passing Standard	Com-mend	Scale Score	Passing Standard	Com-mend	Scale Score	Passing Standard	Com-mend	Passing Standard	Com-mend
Neither Spanish TAKS nor TAKS-A was tested on the campus for this group in 2008.														

* Fewer than 5 students tested

For grades and subjects with multiple test administrations, the first administration results are used.

English TAKS-Alternate Results % Passing, Spring 2009: Students with Disabilities																	
Grade	Reading / ELA			Mathematics			Writing			Science			Social Studies			All Tests Taken	
	Scale Score	Passing Standard	Com-mend	Scale Score	Passing Standard	Com-mend	Scale Score	Passing Standard	Com-mend	Scale Score	Passing Standard	Com-mend	Scale Score	Passing Standard	Com-mend	Passing Standard	Com-mend
9		*	*		*	*										*	0
10		*	*		*	*					*	*		*	*	*	0
11																	
Total		*	*		*	*					*	*		*	*	*	*

English TAKS-Alternate Results % Passing, Spring 2008: Students with Disabilities																	
Grade	Reading / ELA			Mathematics			Writing			Science			Social Studies			All Tests Taken	
	Scale Score	Passing Standard	Com-mend	Scale Score	Passing Standard	Com-mend	Scale Score	Passing Standard	Com-mend	Scale Score	Passing Standard	Com-mend	Scale Score	Passing Standard	Com-mend	Passing Standard	Com-mend
9		*	*		*	*										*	*
10																	
11		*	*		*	*					*	*		*	*	*	*
Total		40	0		60	0					*	*		*	*	20	0

English TAKS-Modified Results % Passing, Spring 2009: Students with Disabilities																	
Grade	Reading / ELA			Mathematics			Writing			Science			Social Studies			All Tests Taken	
	Scale Score	Passing Standard	Com-mend	Scale Score	Passing Standard	Com-mend	Scale Score	Passing Standard	Com-mend	Scale Score	Passing Standard	Com-mend	Scale Score	Passing Standard	Com-mend	Passing Standard	Com-mend
9		NSE			NSE												
10	2135	55	6	2016	16	0				1956	6	0		NSE			
11		NSE			NSE						NSE			NSE			
Total	---	55	6	---	16	0				---	6	0	---				

English TAKS-Modified Results % Passing, Spring 2008: Students with Disabilities																	
Grade	Reading / ELA			Mathematics			Writing			Science			Social Studies			All Tests Taken	
	Scale Score	Passing Standard	Com-mend	Scale Score	Passing Standard	Com-mend	Scale Score	Passing Standard	Com-mend	Scale Score	Passing Standard	Com-mend	Scale Score	Passing Standard	Com-mend	Passing Standard	Com-mend
9																	
10	2035	33	0	2008	20	0				1908	6	0					
11																	
Total	---	33	0	---	20	0				---	6	0					

NSE: No Standard Established

* Fewer than 5 students tested

For grades and subjects with multiple test administrations, the first administration results are used.

**EAST REGION
SPECIAL EDUCATION
TAKS PERFORMANCE
SPRING 2009**

East Region

English TAKS Results % Passing, Spring 2009: Students with Disabilities																	
704 Grade	Reading / ELA			Mathematics			Writing			Science			Social Studies			All Tests Taken	
	Scale Score	Passing Standard	Com-mend	Scale Score	Passing Standard	Com-mend	Scale Score	Passing Standard	Com-mend	Scale Score	Passing Standard	Com-mend	Scale Score	Passing Standard	Com-mend	Passing Standard	Com-mend
3	2121	64	9	2128	66	5											
4	2055	44	2	2109	59	11	2134	46	5							28	2
5	1994	29	3	2102	50	14				2110	54	17					
6	2061	49	7	1969	29	4										26	1
7	1999	25	3	2006	21	2	2072	41	0							12	0
8	2062	45	7	1988	25	4				1921	18	2	2098	49	3		
9	2009	28	1	1928	12	1										12	0
10	2058	41	0	1960	12	1				1943	13	1	2096	47	5	10	0
11	2102	54	0	2078	40	8				2095	54	1	2225	83	16	31	0
Total	---	40	3	---	31	5	---	42	2	---	30	4	---	56	7	18	0

English TAKS Results % Passing, Spring 2008: Students with Disabilities																	
704 Grade	Reading / ELA			Mathematics			Writing			Science			Social Studies			All Tests Taken	
	Scale Score	Passing Standard	Com-mend	Scale Score	Passing Standard	Com-mend	Scale Score	Passing Standard	Com-mend	Scale Score	Passing Standard	Com-mend	Scale Score	Passing Standard	Com-mend	Passing Standard	Com-mend
3	2076	48	2	2080	56	5											
4	2028	36	8	2088	48	11	2131	51	7							24	3
5	1988	33	2	2083	51	17				2044	52	13					
6	1988	32	3	1923	21	5										17	1
7	1987	26	2	1992	19	1	2031	26	1							8	0
8	1987	31	3	1950	9	0				1872	9	1	2088	45	3		
9	2031	32	4	1878	12	0										13	1
10	2099	47	2	1954	20	1				1962	23	0	2111	55	9	16	0
11	2061	42	0	1967	32	0				2021	26	0	2156	62	3	21	0
Total	---	34	3	---	25	4	---	34	3	---	28	4	---	52	5	15	1

Spanish TAKS Results % Passing, Spring 2009: Students with Disabilities														
704 Grade	Reading / ELA			Mathematics			Writing			Science			All Tests Taken	
	Scale Score	Passing Standard	Com-mend	Scale Score	Passing Standard	Com-mend	Scale Score	Passing Standard	Com-mend	Scale Score	Passing Standard	Com-mend	Passing Standard	Com-mend
3	2009	33	0	2025	45	2								
4	2002	36	6	2069	56	8	2170	62	3				30	0
5														
6														
Total	---	34	3	---	49	5	---	62	3				30	0

* Fewer than 5 students tested

Spanish TAKS Results % Passing, Spring 2008: Students with Disabilities														
704 Grade	Reading / ELA			Mathematics			Writing			Science			All Tests Taken	
	Scale Score	Passing Standard	Com-mend	Scale Score	Passing Standard	Com-mend	Scale Score	Passing Standard	Com-mend	Scale Score	Passing Standard	Com-mend	Passing Standard	Com-mend
3	2064	48	2	2124	50	15								
4	1976	34	2	1992	34	10	2085	29	5				16	0
5	*	*	*	*	*	*				*	*	*		
6														
Total	---	42	2	---	43	12	---	29	5	---	*	*	16	0

For grades and subjects with multiple test administrations, the first administration results are used.

East Region

English TAKS-Alternate Results % Passing, Spring 2009: Students with Disabilities																	
704 Grade	Reading / ELA			Mathematics			Writing			Science			Social Studies			All Tests Taken	
	Scale Score	Passing Standard	Com-mend	Scale Score	Passing Standard	Com-mend	Scale Score	Passing Standard	Com-mend	Scale Score	Passing Standard	Com-mend	Scale Score	Passing Standard	Com-mend	Passing Standard	Com-mend
3		68	0		77	9										68	0
4		71	0		73	0		71	0							53	0
5		75	6		76	12					75	13				76	6
6		38	0		43	0										38	0
7		68	4		80	8		64	0							64	0
8		75	13		75	19					63	19		63	25	50	13
9		55	0		55	0										55	0
10		68	0		68	0					68	5		68	0	68	0
11		33	0		47	0					47	0		47	0	33	0
Total		62	3		67	6		67	0		64	9		60	8	57	2

English TAKS-Alternate Results % Passing, Spring 2008: Students with Disabilities																	
704 Grade	Reading / ELA			Mathematics			Writing			Science			Social Studies			All Tests Taken	
	Scale Score	Passing Standard	Com-mend	Scale Score	Passing Standard	Com-mend	Scale Score	Passing Standard	Com-mend	Scale Score	Passing Standard	Com-mend	Scale Score	Passing Standard	Com-mend	Passing Standard	Com-mend
3		63	25		56	19										56	19
4		88	31		81	25		81	19							81	13
5		68	42		63	32					68	42				58	21
6		73	5		77	14										73	5
7		59	24		59	18		59	24							53	18
8		64	18		55	18					64	18		55	18	55	18
9		100	22		100	33										100	22
10		94	18		94	12					94	6		94	12	94	0
11		90	30		100	10					100	30		100	11	90	10
Total		77	23		76	21		70	21		81	25		84	14	73	14

English TAKS-Modified Results % Passing, Spring 2009: Students with Disabilities																	
704 Grade	Reading / ELA			Mathematics			Writing			Science			Social Studies			All Tests Taken	
	Scale Score	Passing Standard	Com-mend	Scale Score	Passing Standard	Com-mend	Scale Score	Passing Standard	Com-mend	Scale Score	Passing Standard	Com-mend	Scale Score	Passing Standard	Com-mend	Passing Standard	Com-mend
3	2199	74	13	2250	78	20											
4	2176	71	8	2214	70	17		NSE									
5	2169	67	7	2200	62	21				2087	47	16					
6	2151	60	7	2123	61	4											
7	2162	64	8	2086	45	1		NSE									
8	2141	67	5	2046	41	0				2064	35	4		NSE			
9		NSE			NSE												
10	2212	73	9	2103	44	1				2065	35	2		NSE			
11		NSE			NSE						NSE			NSE			
Total	---	67	8	---	57	9	---			---	40	9	---				

English TAKS-Modified Results % Passing, Spring 2008: Students with Disabilities																	
704 Grade	Reading / ELA			Mathematics			Writing			Science			Social Studies			All Tests Taken	
	Scale Score	Passing Standard	Com-mend	Scale Score	Passing Standard	Com-mend	Scale Score	Passing Standard	Com-mend	Scale Score	Passing Standard	Com-mend	Scale Score	Passing Standard	Com-mend	Passing Standard	Com-mend
3	2199	79	12	2197	72	13											
4	2168	70	9	2187	73	14											
5	2160	65	6	2162	63	16				1993	23	3					
6	2120	46	4	2063	39	0											
7	2113	53	0	2062	27	3											
8	2140	57	7	2032	28	0				2022	24	2					
9																	
10	2185	63	18	2082	33	2				2070	43	9					
11																	
Total	---	62	8	---	50	8				---	29	4					

NSE: No Standard Established

* Fewer than 5 students tested

For grades and subjects with multiple test administrations, the first administration results are used.

English TAKS Results % Passing, Spring 2009: Students with Disabilities																	
360 Grade	Reading / ELA			Mathematics			Writing			Science			Social Studies			All Tests Taken	
	Scale Score	Passing Standard	Com-mend	Scale Score	Passing Standard	Com-mend	Scale Score	Passing Standard	Com-mend	Scale Score	Passing Standard	Com-mend	Scale Score	Passing Standard	Com-mend	Passing Standard	Com-mend
4	*	*	*	*	*	*	*	*	*							*	*
5	*	*	*	*	*	*				*	*	*					
Total	---	0	0	---	60	0	---	*	*	---	*	*				*	*

English TAKS Results % Passing, Spring 2008: Students with Disabilities																	
360 Grade	Reading / ELA			Mathematics			Writing			Science			Social Studies			All Tests Taken	
	Scale Score	Passing Standard	Com-mend	Scale Score	Passing Standard	Com-mend	Scale Score	Passing Standard	Com-mend	Scale Score	Passing Standard	Com-mend	Scale Score	Passing Standard	Com-mend	Passing Standard	Com-mend
4	*	*	*	*	*	*	*	*	*							*	*
5	1946	20	0	1915	20	0				1844	36	0					
Total	---	33	0	---	33	8	---	*	*	---	36	0				*	*

Spanish TAKS Results % Passing, Spring 2009: Students with Disabilities														
360 Grade	Reading / ELA			Mathematics			Writing			Science			All Tests Taken	
	Scale Score	Passing Standard	Com-mend	Scale Score	Passing Standard	Com-mend	Scale Score	Passing Standard	Com-mend	Scale Score	Passing Standard	Com-mend	Passing Standard	Com-mend
4	*	*	*	*	*	*	*	*	*				*	*
5														
Total	---	*	*	---	*	*	---	*	*				*	*

Spanish TAKS Results % Passing, Spring 2008: Students with Disabilities														
360 Grade	Reading / ELA			Mathematics			Writing			Science			All Tests Taken	
	Scale Score	Passing Standard	Com-mend	Scale Score	Passing Standard	Com-mend	Scale Score	Passing Standard	Com-mend	Scale Score	Passing Standard	Com-mend	Passing Standard	Com-mend
4	*	*	*	*	*	*	*	*	*				*	*
5														
Total	---	*	*	---	*	*	---	*	*				*	*

* Fewer than 5 students tested

For grades and subjects with multiple test administrations, the first administration results are used.

English TAKS-Alternate Results % Passing, Spring 2009: Students with Disabilities

360 Grade	Reading / ELA			Mathematics			Writing			Science			Social Studies			All Tests Taken	
	Scale Score	Passing Standard	Com-mend	Scale Score	Passing Standard	Com-mend	Scale Score	Passing Standard	Com-mend	Scale Score	Passing Standard	Com-mend	Scale Score	Passing Standard	Com-mend	Passing Standard	Com-mend
4		*	*		*	*		*	*							*	*
5																	
Total		*	*		*	*		*	*							*	*

English TAKS-Alternate Results % Passing, Spring 2008: Students with Disabilities

360 Grade	Reading / ELA			Mathematics			Writing			Science			Social Studies			All Tests Taken	
	Scale Score	Passing Standard	Com-mend	Scale Score	Passing Standard	Com-mend	Scale Score	Passing Standard	Com-mend	Scale Score	Passing Standard	Com-mend	Scale Score	Passing Standard	Com-mend	Passing Standard	Com-mend

English TAKS-Alt was not tested on the campus for this group in 2008.

English TAKS-Modified Results % Passing, Spring 2009: Students with Disabilities

360 Grade	Reading / ELA			Mathematics			Writing			Science			Social Studies			All Tests Taken	
	Scale Score	Passing Standard	Com-mend	Scale Score	Passing Standard	Com-mend	Scale Score	Passing Standard	Com-mend	Scale Score	Passing Standard	Com-mend	Scale Score	Passing Standard	Com-mend	Passing Standard	Com-mend
4	*	*	*	*	*	*	NSE										
5	2085	36	0	2080	36	9				1963	27	9					
Total	---	36	0	---	36	7	---			---	27	9					

English TAKS-Modified Results % Passing, Spring 2008: Students with Disabilities

360 Grade	Reading / ELA			Mathematics			Writing			Science			Social Studies			All Tests Taken	
	Scale Score	Passing Standard	Com-mend	Scale Score	Passing Standard	Com-mend	Scale Score	Passing Standard	Com-mend	Scale Score	Passing Standard	Com-mend	Scale Score	Passing Standard	Com-mend	Passing Standard	Com-mend
4	2133	86	0	2105	43	0											
5	*	*	*	*	*	*											
Total	---	60	0	---	30	0											

NSE: No Standard Established

* Fewer than 5 students tested

For grades and subjects with multiple test administrations, the first administration results are used.

English TAKS Results % Passing, Spring 2009: Students with Disabilities																	
112 Grade	Reading / ELA			Mathematics			Writing			Science			Social Studies			All Tests Taken	
	Scale Score	Passing Standard	Com-mend	Scale Score	Passing Standard	Com-mend	Scale Score	Passing Standard	Com-mend	Scale Score	Passing Standard	Com-mend	Scale Score	Passing Standard	Com-mend	Passing Standard	Com-mend
3	*	*	*	*	*	*											
4	*	*	*	*	*	*	*	*	*							*	*
5	1807	0	0	1880	29	0				*	*	*					
Total	---	11	0	---	44	0	---	*	*	---	*	*				*	*

English TAKS Results % Passing, Spring 2008: Students with Disabilities																	
112 Grade	Reading / ELA			Mathematics			Writing			Science			Social Studies			All Tests Taken	
	Scale Score	Passing Standard	Com-mend	Scale Score	Passing Standard	Com-mend	Scale Score	Passing Standard	Com-mend	Scale Score	Passing Standard	Com-mend	Scale Score	Passing Standard	Com-mend	Passing Standard	Com-mend
3	*	*	*	*	*	*											
4	*	*	*	*	*	*	*	*	*							*	*
5	2162	100	14	2015	25	0				2091	63	25					
Total	---	69	8	---	36	7	---	*	*	---	63	25				*	*

Spanish TAKS Results % Passing, Spring 2009: Students with Disabilities														
112 Grade	Reading / ELA			Mathematics			Writing			Science			All Tests Taken	
	Scale Score	Passing Standard	Com-mend	Scale Score	Passing Standard	Com-mend	Scale Score	Passing Standard	Com-mend	Scale Score	Passing Standard	Com-mend	Passing Standard	Com-mend
3	*	*	*	*	*	*								
4	*	*	*	*	*	*	*	*	*				*	*
5														
Total	---	67	0	---	83	0	---	*	*				*	*

Spanish TAKS Results % Passing, Spring 2008: Students with Disabilities														
112 Grade	Reading / ELA			Mathematics			Writing			Science			All Tests Taken	
	Scale Score	Passing Standard	Com-mend	Scale Score	Passing Standard	Com-mend	Scale Score	Passing Standard	Com-mend	Scale Score	Passing Standard	Com-mend	Passing Standard	Com-mend
3	1990	33	0	2054	33	0								
4	1744	14	0	1840	14	0	1980	14	0				14	0
5														
Total	---	23	0	---	23	0	---	14	0				14	0

* Fewer than 5 students tested

For grades and subjects with multiple test administrations, the first administration results are used.

English TAKS-Alternate Results % Passing, Spring 2009: Students with Disabilities																	
112 Grade	Reading / ELA			Mathematics			Writing			Science			Social Studies			All Tests Taken	
	Scale Score	Passing Standard	Com-mend	Scale Score	Passing Standard	Com-mend	Scale Score	Passing Standard	Com-mend	Scale Score	Passing Standard	Com-mend	Scale Score	Passing Standard	Com-mend	Passing Standard	Com-mend
3		*	*		*	*										*	0
4																	
5		*	*		*	*					*	*				*	0
Total		*	*		*	*					*	*				*	*

English TAKS-Alternate Results % Passing, Spring 2008: Students with Disabilities																	
112 Grade	Reading / ELA			Mathematics			Writing			Science			Social Studies			All Tests Taken	
	Scale Score	Passing Standard	Com-mend	Scale Score	Passing Standard	Com-mend	Scale Score	Passing Standard	Com-mend	Scale Score	Passing Standard	Com-mend	Scale Score	Passing Standard	Com-mend	Passing Standard	Com-mend
3																	
4		*	*		*	*		*	*							*	*
5		*	*		*	*					*	*				*	*
Total		*	*		*	*		*	*		*	*				*	*

English TAKS-Modified Results % Passing, Spring 2009: Students with Disabilities																	
112 Grade	Reading / ELA			Mathematics			Writing			Science			Social Studies			All Tests Taken	
	Scale Score	Passing Standard	Com-mend	Scale Score	Passing Standard	Com-mend	Scale Score	Passing Standard	Com-mend	Scale Score	Passing Standard	Com-mend	Scale Score	Passing Standard	Com-mend	Passing Standard	Com-mend
3	*	*	*	*	*	*											
4	*	*	*	*	*	*		NSE									
5	2031	33	0	2078	50	0				2023	38	13					
Total	---	44	11	---	67	11	---			---	38	13					

English TAKS-Modified Results % Passing, Spring 2008: Students with Disabilities																	
112 Grade	Reading / ELA			Mathematics			Writing			Science			Social Studies			All Tests Taken	
	Scale Score	Passing Standard	Com-mend	Scale Score	Passing Standard	Com-mend	Scale Score	Passing Standard	Com-mend	Scale Score	Passing Standard	Com-mend	Scale Score	Passing Standard	Com-mend	Passing Standard	Com-mend
3	*	*	*	*	*	*											
4	*	*	*	*	*	*											
5	*	*	*	*	*	*				*	*	*					
Total	---	44	0	---	38	0				---	*	*					

NSE: No Standard Established

* Fewer than 5 students tested

For grades and subjects with multiple test administrations, the first administration results are used.

English TAKS Results % Passing, Spring 2009: Students with Disabilities																	
117 Grade	Reading / ELA			Mathematics			Writing			Science			Social Studies			All Tests Taken	
	Scale Score	Passing Standard	Com-mend	Scale Score	Passing Standard	Com-mend	Scale Score	Passing Standard	Com-mend	Scale Score	Passing Standard	Com-mend	Scale Score	Passing Standard	Com-mend	Passing Standard	Com-mend
3				*	*	*											
4				*	*	*										*	*
5	*	*	*	*	*	*				2206	100	0					
6				*	*	*										*	*
Total	---	*	*	---	60	0				---	100	0				*	*

English TAKS Results % Passing, Spring 2008: Students with Disabilities																	
117 Grade	Reading / ELA			Mathematics			Writing			Science			Social Studies			All Tests Taken	
	Scale Score	Passing Standard	Com-mend	Scale Score	Passing Standard	Com-mend	Scale Score	Passing Standard	Com-mend	Scale Score	Passing Standard	Com-mend	Scale Score	Passing Standard	Com-mend	Passing Standard	Com-mend
3	*	<div></div>	*	*	<div></div>	*		<div></div>			<div></div>			<div></div>		<div></div>	
4	*	<div></div>	*	*	<div></div>	*	*	<div></div>	*		<div></div>			<div></div>		<div></div>	*
5	*	<div></div>	*	*	<div></div>	*		<div></div>		2179	<div></div>	0		<div></div>		<div></div>	
6		<div></div>			<div></div>			<div></div>			<div></div>			<div></div>		<div></div>	
Total	---	<div></div>	*	---	100	14	---	<div></div>	*	---	100	0		<div></div>		<div></div>	*

Spanish TAKS Results % Passing, Spring 2009: Students with Disabilities														
117 Grade	Reading / ELA			Mathematics			Writing			Science			All Tests Taken	
	Scale Score	Passing Standard	Com-mend	Scale Score	Passing Standard	Com-mend	Scale Score	Passing Standard	Com-mend	Scale Score	Passing Standard	Com-mend	Passing Standard	Com-mend
3	*	*	*	*	*	*								
4	*	*	*	*	*	*	*	*	*				*	*
5														
6														
Total	---	60	20	---	40	0	---	*	*				*	*

* Fewer than 5 students tested

Spanish TAKS Results % Passing, Spring 2008: Students with Disabilities														
117 Grade	Reading / ELA			Mathematics			Writing			Science			All Tests Taken	
	Scale Score	Passing Standard	Com-mend	Scale Score	Passing Standard	Com-mend	Scale Score	Passing Standard	Com-mend	Scale Score	Passing Standard	Com-mend	Passing Standard	Com-mend
3	*	*	*	*	*	*								
4	*	*	*	*	*	*	*	*	*				*	*
5														
6														
Total	---	71	0	---	71	43	---	*	*				*	*

For grades and subjects with multiple test administrations, the first administration results are used.

English TAKS-Alternate Results % Passing, Spring 2009: Students with Disabilities																	
117 Grade	Reading / ELA			Mathematics			Writing			Science			Social Studies			All Tests Taken	
	Scale Score	Passing Standard	Com-mend	Scale Score	Passing Standard	Com-mend	Scale Score	Passing Standard	Com-mend	Scale Score	Passing Standard	Com-mend	Scale Score	Passing Standard	Com-mend	Passing Standard	Com-mend
English TAKS-Alt was not tested on the campus for this group in 2009.																	

English TAKS-Alternate Results % Passing, Spring 2008: Students with Disabilities																	
117 Grade	Reading / ELA			Mathematics			Writing			Science			Social Studies			All Tests Taken	
	Scale Score	Passing Standard	Com-mend	Scale Score	Passing Standard	Com-mend	Scale Score	Passing Standard	Com-mend	Scale Score	Passing Standard	Com-mend	Scale Score	Passing Standard	Com-mend	Passing Standard	Com-mend
English TAKS-Alt was not tested on the campus for this group in 2008.																	

English TAKS-Modified Results % Passing, Spring 2009: Students with Disabilities																	
117 Grade	Reading / ELA			Mathematics			Writing			Science			Social Studies			All Tests Taken	
	Scale Score	Passing Standard	Com-mend	Scale Score	Passing Standard	Com-mend	Scale Score	Passing Standard	Com-mend	Scale Score	Passing Standard	Com-mend	Scale Score	Passing Standard	Com-mend	Passing Standard	Com-mend
3	*	*	*	*	*	*											
4	*	*	*	*	*	*		NSE									
5	2305	80	20	2508	100	80											
6	*	*	*	*	*	*											
Total	---	92	31	---	100	70	---										

English TAKS-Modified Results % Passing, Spring 2008: Students with Disabilities																	
117 Grade	Reading / ELA			Mathematics			Writing			Science			Social Studies			All Tests Taken	
	Scale Score	Passing Standard	Com-mend	Scale Score	Passing Standard	Com-mend	Scale Score	Passing Standard	Com-mend	Scale Score	Passing Standard	Com-mend	Scale Score	Passing Standard	Com-mend	Passing Standard	Com-mend
3	*	<div></div>	*	*	<div></div>	*		<div></div>			<div></div>			<div></div>		<div></div>	
4	*	<div></div>	*	*	<div></div>	*		<div></div>			<div></div>			<div></div>		<div></div>	
5	*	<div></div>	*	*	<div></div>	*		<div></div>			<div></div>			<div></div>		<div></div>	
6		<div></div>			<div></div>			<div></div>			<div></div>			<div></div>		<div></div>	
Total	---	<div>100</div>	50	---	<div></div>	*		<div></div>			<div></div>			<div></div>		<div></div>	

NSE: No Standard Established

* Fewer than 5 students tested

For grades and subjects with multiple test administrations, the first administration results are used.

English TAKS Results % Passing, Spring 2009: Students with Disabilities																	
124 Grade	Reading / ELA			Mathematics			Writing			Science			Social Studies			All Tests Taken	
	Scale Score	Passing Standard	Com-mend	Scale Score	Passing Standard	Com-mend	Scale Score	Passing Standard	Com-mend	Scale Score	Passing Standard	Com-mend	Scale Score	Passing Standard	Com-mend	Passing Standard	Com-mend
3																	
4																	
5	1950	25	0	1991	25	0				2098	57	14					
6	*	*	*	*	*	*										*	*
Total	---	40	0	---	40	10				---	57	14				*	*

English TAKS Results % Passing, Spring 2008: Students with Disabilities																	
124 Grade	Reading / ELA			Mathematics			Writing			Science			Social Studies			All Tests Taken	
	Scale Score	Passing Standard	Com-mend	Scale Score	Passing Standard	Com-mend	Scale Score	Passing Standard	Com-mend	Scale Score	Passing Standard	Com-mend	Scale Score	Passing Standard	Com-mend	Passing Standard	Com-mend
3	*	*	*	*	*	*											
4	2007	38	0	2034	38	0	2130	63	0							13	0
5	*	*	*	*	*	*				*	*	*					
6	*	*	*	*	*	*										*	*
Total	---	50	0	---	53	7	---	63	0	---	*	*				20	0

Spanish TAKS Results % Passing, Spring 2009: Students with Disabilities														
124 Grade	Reading / ELA			Mathematics			Writing			Science			All Tests Taken	
	Scale Score	Passing Standard	Com-mend	Scale Score	Passing Standard	Com-mend	Scale Score	Passing Standard	Com-mend	Scale Score	Passing Standard	Com-mend	Passing Standard	Com-mend
3	*	*	*	*	*	*								
4	*	*	*	*	*	*	*	*	*				*	*
5														
6														
Total	---	*	*	---	*	*	---	*	*				*	*

Spanish TAKS Results % Passing, Spring 2008: Students with Disabilities														
124 Grade	Reading / ELA			Mathematics			Writing			Science			All Tests Taken	
	Scale Score	Passing Standard	Com-mend	Scale Score	Passing Standard	Com-mend	Scale Score	Passing Standard	Com-mend	Scale Score	Passing Standard	Com-mend	Passing Standard	Com-mend
3	*	*	*	*	*	*								
4	*	*	*	*	*	*	*	*	*				*	*
5	*	*	*	*	*	*				*	*	*		
6														
Total	---	20	0	---	33	0	---	*	*	---	*	*	*	*

* Fewer than 5 students tested

For grades and subjects with multiple test administrations, the first administration results are used.

English TAKS-Alternate Results % Passing, Spring 2009: Students with Disabilities																	
124 Grade	Reading / ELA			Mathematics			Writing			Science			Social Studies			All Tests Taken	
	Scale Score	Passing Standard	Com-mend	Scale Score	Passing Standard	Com-mend	Scale Score	Passing Standard	Com-mend	Scale Score	Passing Standard	Com-mend	Scale Score	Passing Standard	Com-mend	Passing Standard	Com-mend
3																	
4		*	*		*	*		*	*							*	0
5																	
6																	
Total		*	*		*	*		*	*							*	0

English TAKS-Alternate Results % Passing, Spring 2008: Students with Disabilities																	
124 Grade	Reading / ELA			Mathematics			Writing			Science			Social Studies			All Tests Taken	
	Scale Score	Passing Standard	Com-mend	Scale Score	Passing Standard	Com-mend	Scale Score	Passing Standard	Com-mend	Scale Score	Passing Standard	Com-mend	Scale Score	Passing Standard	Com-mend	Passing Standard	Com-mend
3		*	*		*	*										*	*
4																	
5		*	*		*	*					*	*				*	*
6		*	*		*	*										*	*
Total		80	0		100	0					*	*				80	0

English TAKS-Modified Results % Passing, Spring 2009: Students with Disabilities																	
124 Grade	Reading / ELA			Mathematics			Writing			Science			Social Studies			All Tests Taken	
	Scale Score	Passing Standard	Com-mend	Scale Score	Passing Standard	Com-mend	Scale Score	Passing Standard	Com-mend	Scale Score	Passing Standard	Com-mend	Scale Score	Passing Standard	Com-mend	Passing Standard	Com-mend
3	*	*	*	*	*	*											
4	*	*	*	*	*	*		NSE									
5	2102	60	0	2145	60	0				1998	20	0					
6	*	*	*	*	*	*											
Total	---	54	0	---	69	0	---			---	20	0					

English TAKS-Modified Results % Passing, Spring 2008: Students with Disabilities																	
124 Grade	Reading / ELA			Mathematics			Writing			Science			Social Studies			All Tests Taken	
	Scale Score	Passing Standard	Com-mend	Scale Score	Passing Standard	Com-mend	Scale Score	Passing Standard	Com-mend	Scale Score	Passing Standard	Com-mend	Scale Score	Passing Standard	Com-mend	Passing Standard	Com-mend
3	*	*	*	*	*	*											
4	*	*	*	*	*	*											
5	*	*	*	*	*	*				*	*	*					
6	*	*	*	*	*	*											
Total	---	88	0	---	88	0				---	*	*					

NSE: No Standard Established

* Fewer than 5 students tested

For grades and subjects with multiple test administrations, the first administration results are used.

English TAKS Results % Passing, Spring 2009: Students with Disabilities																	
287 Grade	Reading / ELA			Mathematics			Writing			Science			Social Studies			All Tests Taken	
	Scale Score	Passing Standard	Com-mend	Scale Score	Passing Standard	Com-mend	Scale Score	Passing Standard	Com-mend	Scale Score	Passing Standard	Com-mend	Scale Score	Passing Standard	Com-mend	Passing Standard	Com-mend
3	*	*	*	*	*	*											
4	*	*	*	2070	40	0	*	*	*							20	0
5	2093	50	0	*	*	*				2185	80	0					
Total	---	64	0	---	64	18	---	*	*	---	80	0				20	0

English TAKS Results % Passing, Spring 2008: Students with Disabilities																	
287 Grade	Reading / ELA			Mathematics			Writing			Science			Social Studies			All Tests Taken	
	Scale Score	Passing Standard	Com-mend	Scale Score	Passing Standard	Com-mend	Scale Score	Passing Standard	Com-mend	Scale Score	Passing Standard	Com-mend	Scale Score	Passing Standard	Com-mend	Passing Standard	Com-mend
3	*	*	*	*	*	*											
4	*	*	*	*	*	*	*	*	*							*	*
5	*	*	*	*	*	*				*	*	*					
Total	---	60	0	---	20	0	---	*	*	---	*	*				*	*

Spanish TAKS Results % Passing, Spring 2009: Students with Disabilities														
287 Grade	Reading / ELA			Mathematics			Writing			Science			All Tests Taken	
	Scale Score	Passing Standard	Com-mend	Scale Score	Passing Standard	Com-mend	Scale Score	Passing Standard	Com-mend	Scale Score	Passing Standard	Com-mend	Passing Standard	Com-mend
3														
4	2096	60	20	2042	40	20	2277	80	0				40	0
5														
Total	---	60	20	---	40	20	---	80	0				40	0

* Fewer than 5 students tested

Spanish TAKS Results % Passing, Spring 2008: Students with Disabilities														
287 Grade	Reading / ELA			Mathematics			Writing			Science			All Tests Taken	
	Scale Score	Passing Standard	Com-mend	Scale Score	Passing Standard	Com-mend	Scale Score	Passing Standard	Com-mend	Scale Score	Passing Standard	Com-mend	Passing Standard	Com-mend
3	*	*	*	*	*	*								
4	*	*	*	*	*	*	*	*	*				*	*
5														
Total	---	80	20	---	60	40	---	*	*				*	*

For grades and subjects with multiple test administrations, the first administration results are used.

English TAKS-Alternate Results % Passing, Spring 2009: Students with Disabilities

287 Grade	Reading / ELA			Mathematics			Writing			Science			Social Studies			All Tests Taken	
	Scale Score	Passing Standard	Com-mend	Scale Score	Passing Standard	Com-mend	Scale Score	Passing Standard	Com-mend	Scale Score	Passing Standard	Com-mend	Scale Score	Passing Standard	Com-mend	Passing Standard	Com-mend

English TAKS-Alt was not tested on the campus for this group in 2009.

English TAKS-Alternate Results % Passing, Spring 2008: Students with Disabilities

287 Grade	Reading / ELA			Mathematics			Writing			Science			Social Studies			All Tests Taken	
	Scale Score	Passing Standard	Com-mend	Scale Score	Passing Standard	Com-mend	Scale Score	Passing Standard	Com-mend	Scale Score	Passing Standard	Com-mend	Scale Score	Passing Standard	Com-mend	Passing Standard	Com-mend

English TAKS-Alt was not tested on the campus for this group in 2008.

English TAKS-Modified Results % Passing, Spring 2009: Students with Disabilities

287 Grade	Reading / ELA			Mathematics			Writing			Science			Social Studies			All Tests Taken	
	Scale Score	Passing Standard	Com-mend	Scale Score	Passing Standard	Com-mend	Scale Score	Passing Standard	Com-mend	Scale Score	Passing Standard	Com-mend	Scale Score	Passing Standard	Com-mend	Passing Standard	Com-mend
3				*	*	*											
4	2200	100	0	*	*	*		NSE									
5	*	*	*	*	*	*				*	*	*					
Total	---	100	0	---	75	25	---			---	*	*					

English TAKS-Modified Results % Passing, Spring 2008: Students with Disabilities

287 Grade	Reading / ELA			Mathematics			Writing			Science			Social Studies			All Tests Taken	
	Scale Score	Passing Standard	Com-mend	Scale Score	Passing Standard	Com-mend	Scale Score	Passing Standard	Com-mend	Scale Score	Passing Standard	Com-mend	Scale Score	Passing Standard	Com-mend	Passing Standard	Com-mend
3	*	*	*	*	*	*											
4	*	*	*	*	*	*											
5	*	*	*	2144	60	0				*	*	*					
Total	---	71	0	---	63	13				---	*	*					

NSE: No Standard Established

* Fewer than 5 students tested

For grades and subjects with multiple test administrations, the first administration results are used.

English TAKS Results % Passing, Spring 2009: Students with Disabilities																	
292 Grade	Reading / ELA			Mathematics			Writing			Science			Social Studies			All Tests Taken	
	Scale Score	Passing Standard	Com-mend	Scale Score	Passing Standard	Com-mend	Scale Score	Passing Standard	Com-mend	Scale Score	Passing Standard	Com-mend	Scale Score	Passing Standard	Com-mend	Passing Standard	Com-mend
3	*	*	*	*	*	*											
4				*	*	*										*	*
5	*	*	*	*	*	*				*	*	*					
Total	---	*	*	---	60	40				---	*	*				*	*

English TAKS Results % Passing, Spring 2008: Students with Disabilities																	
292 Grade	Reading / ELA			Mathematics			Writing			Science			Social Studies			All Tests Taken	
	Scale Score	Passing Standard	Com-mend	Scale Score	Passing Standard	Com-mend	Scale Score	Passing Standard	Com-mend	Scale Score	Passing Standard	Com-mend	Scale Score	Passing Standard	Com-mend	Passing Standard	Com-mend
3	*	*	*	*	*	*											
4	*	*	*	*	*	*	*	*	*							*	*
5	*	*	*	*	*	*				*	*	*					
Total	---	50	33	---	100	33	---	*	*	---	*	*				*	*

Spanish TAKS Results % Passing, Spring 2009: Students with Disabilities															
292 Grade	Reading / ELA			Mathematics			Writing			Science			All Tests Taken		
	Scale Score	Passing Standard	Com-mend	Scale Score	Passing Standard	Com-mend	Scale Score	Passing Standard	Com-mend	Scale Score	Passing Standard	Com-mend	Passing Standard	Com-mend	
3	1953	17	0	1872	17	0									
4	1885	0	0	2097	60	20	2178	80	0				0	0	
5															
Total	---	9	0	---	36	9	---	80	0				0	0	

Spanish TAKS Results % Passing, Spring 2008: Students with Disabilities															
292 Grade	Reading / ELA			Mathematics			Writing			Science			All Tests Taken		
	Scale Score	Passing Standard	Com-mend	Scale Score	Passing Standard	Com-mend	Scale Score	Passing Standard	Com-mend	Scale Score	Passing Standard	Com-mend	Passing Standard	Com-mend	
3	2022	20	0	2160	60	0									
4	*	*	*	*	*	*	*	*	*				*	*	
5															
Total	---	13	0	---	38	0	---	*	*				*	*	

For grades and subjects with multiple test administrations, the first administration results are used.

English TAKS-Alternate Results % Passing, Spring 2009: Students with Disabilities																	
292 Grade	Reading / ELA			Mathematics			Writing			Science			Social Studies			All Tests Taken	
	Scale Score	Passing Standard	Com-mend	Scale Score	Passing Standard	Com-mend	Scale Score	Passing Standard	Com-mend	Scale Score	Passing Standard	Com-mend	Scale Score	Passing Standard	Com-mend	Passing Standard	Com-mend
3		*	*		*	*										*	0
4																	
5																	
Total		*	*		*	*										*	0

English TAKS-Alternate Results % Passing, Spring 2008: Students with Disabilities																	
292 Grade	Reading / ELA			Mathematics			Writing			Science			Social Studies			All Tests Taken	
	Scale Score	Passing Standard	Com-mend	Scale Score	Passing Standard	Com-mend	Scale Score	Passing Standard	Com-mend	Scale Score	Passing Standard	Com-mend	Scale Score	Passing Standard	Com-mend	Passing Standard	Com-mend
3																	
4																	
5		*	*		*	*					*	*				*	*
Total		*	*		*	*					*	*				*	*

English TAKS-Modified Results % Passing, Spring 2009: Students with Disabilities																	
292 Grade	Reading / ELA			Mathematics			Writing			Science			Social Studies			All Tests Taken	
	Scale Score	Passing Standard	Com-mend	Scale Score	Passing Standard	Com-mend	Scale Score	Passing Standard	Com-mend	Scale Score	Passing Standard	Com-mend	Scale Score	Passing Standard	Com-mend	Passing Standard	Com-mend
3																	
4	*	*	*	*	*	*		NSE									
5	*	*	*	*	*	*				*	*	*					
Total	---	86	29	---	80	20	---			---	*	*					

English TAKS-Modified Results % Passing, Spring 2008: Students with Disabilities																	
292 Grade	Reading / ELA			Mathematics			Writing			Science			Social Studies			All Tests Taken	
	Scale Score	Passing Standard	Com-mend	Scale Score	Passing Standard	Com-mend	Scale Score	Passing Standard	Com-mend	Scale Score	Passing Standard	Com-mend	Scale Score	Passing Standard	Com-mend	Passing Standard	Com-mend
3	*	*	*														
4	*	*	*	*	*	*											
5	*	*	*	*	*	*				*	*	*					
Total	---	100	17	---	83	17				---	*	*					

NSE: No Standard Established

* Fewer than 5 students tested

For grades and subjects with multiple test administrations, the first administration results are used.

English TAKS Results % Passing, Spring 2009: Students with Disabilities																	
290 Grade	Reading / ELA			Mathematics			Writing			Science			Social Studies			All Tests Taken	
	Scale Score	Passing Standard	Com-mend	Scale Score	Passing Standard	Com-mend	Scale Score	Passing Standard	Com-mend	Scale Score	Passing Standard	Com-mend	Scale Score	Passing Standard	Com-mend	Passing Standard	Com-mend
3	*	*	*	*	*	*											
4	*	*	*	*	*	*	*	*	*							*	*
5	*	*	*	*	*	*				*	*	*					
Total	---	71	14	---	25	0	---	*	*	---	*	*				*	*

English TAKS Results % Passing, Spring 2008: Students with Disabilities																	
290 Grade	Reading / ELA			Mathematics			Writing			Science			Social Studies			All Tests Taken	
	Scale Score	Passing Standard	Com-mend	Scale Score	Passing Standard	Com-mend	Scale Score	Passing Standard	Com-mend	Scale Score	Passing Standard	Com-mend	Scale Score	Passing Standard	Com-mend	Passing Standard	Com-mend
3	*	*	*	*	*	*											
4	*	*	*	*	*	*	*	*	*							*	*
5	*	*	*	*	*	*				*	*	*					
Total	---	29	0	---	67	0	---	*	*	---	*	*				*	*

Spanish TAKS Results % Passing, Spring 2009: Students with Disabilities														
290 Grade	Reading / ELA			Mathematics			Writing			Science			All Tests Taken	
	Scale Score	Passing Standard	Com-mend	Scale Score	Passing Standard	Com-mend	Scale Score	Passing Standard	Com-mend	Scale Score	Passing Standard	Com-mend	Passing Standard	Com-mend
3	*	*	*	*	*	*								
4	*	*	*	*	*	*	*	*	*				*	*
5														
Total	---	0	0	---	60	20	---	*	*				*	*

Spanish TAKS Results % Passing, Spring 2008: Students with Disabilities														
290 Grade	Reading / ELA			Mathematics			Writing			Science			All Tests Taken	
	Scale Score	Passing Standard	Com-mend	Scale Score	Passing Standard	Com-mend	Scale Score	Passing Standard	Com-mend	Scale Score	Passing Standard	Com-mend	Passing Standard	Com-mend
3	*	*	*	*	*	*								
4	1997	40	0	1960	20	0	*	*	*				20	0
5														
Total	---	25	0	---	25	0	---	*	*				20	0

* Fewer than 5 students tested

For grades and subjects with multiple test administrations, the first administration results are used.

English TAKS-Alternate Results % Passing, Spring 2009: Students with Disabilities

290 Grade	Reading / ELA			Mathematics			Writing			Science			Social Studies			All Tests Taken	
	Scale Score	Passing Standard	Com-mend	Scale Score	Passing Standard	Com-mend	Scale Score	Passing Standard	Com-mend	Scale Score	Passing Standard	Com-mend	Scale Score	Passing Standard	Com-mend	Passing Standard	Com-mend
3		*	*		*	*										*	0
4		*	*		*	*		*	*							*	*
5		*	*		*	*					*	*				*	0
Total		*	*		*	*		*	*		*	*				*	*

English TAKS-Alternate Results % Passing, Spring 2008: Students with Disabilities

290 Grade	Reading / ELA			Mathematics			Writing			Science			Social Studies			All Tests Taken	
	Scale Score	Passing Standard	Com-mend	Scale Score	Passing Standard	Com-mend	Scale Score	Passing Standard	Com-mend	Scale Score	Passing Standard	Com-mend	Scale Score	Passing Standard	Com-mend	Passing Standard	Com-mend
3		*	*		*	*										*	*
4		*	*		*	*		*	*							*	*
5		*	*		*	*					*	*				*	*
Total		*	*		*	*		*	*		*	*				*	*

English TAKS-Modified Results % Passing, Spring 2009: Students with Disabilities

290 Grade	Reading / ELA			Mathematics			Writing			Science			Social Studies			All Tests Taken	
	Scale Score	Passing Standard	Com-mend	Scale Score	Passing Standard	Com-mend	Scale Score	Passing Standard	Com-mend	Scale Score	Passing Standard	Com-mend	Scale Score	Passing Standard	Com-mend	Passing Standard	Com-mend
3																	
4	*	*	*	*	*	*		NSE									
5	2202	80	0	2416	100	40				2224	80	20					
Total	---	89	0	---	78	22	---			---	80	20					

English TAKS-Modified Results % Passing, Spring 2008: Students with Disabilities

290 Grade	Reading / ELA			Mathematics			Writing			Science			Social Studies			All Tests Taken	
	Scale Score	Passing Standard	Com-mend	Scale Score	Passing Standard	Com-mend	Scale Score	Passing Standard	Com-mend	Scale Score	Passing Standard	Com-mend	Scale Score	Passing Standard	Com-mend	Passing Standard	Com-mend
3	*	*	*	*	*	*											
4	*	*	*	*	*	*											
5	*	*	*	*	*	*				*	*	*					
Total	---	88	13	---	67	44				---	*	*					

NSE: No Standard Established

* Fewer than 5 students tested

For grades and subjects with multiple test administrations, the first administration results are used.

English TAKS Results % Passing, Spring 2009: Students with Disabilities																	
297 Grade	Reading / ELA			Mathematics			Writing			Science			Social Studies			All Tests Taken	
	Scale Score	Passing Standard	Com-mend	Scale Score	Passing Standard	Com-mend	Scale Score	Passing Standard	Com-mend	Scale Score	Passing Standard	Com-mend	Scale Score	Passing Standard	Com-mend	Passing Standard	Com-mend
3	*	*	*	*	*	*											
4	1901	22	0	1876	11	0	1938	0	0							0	0
5	*	*	*	*	*	*				*	*	*					
Total	---	23	8	---	15	8	---	0	0	---	*	*				0	0

English TAKS Results % Passing, Spring 2008: Students with Disabilities																	
297 Grade	Reading / ELA			Mathematics			Writing			Science			Social Studies			All Tests Taken	
	Scale Score	Passing Standard	Com-mend	Scale Score	Passing Standard	Com-mend	Scale Score	Passing Standard	Com-mend	Scale Score	Passing Standard	Com-mend	Scale Score	Passing Standard	Com-mend	Passing Standard	Com-mend
3	1820	0	0	1814	0	0											
4	*	*	*	*	*	*	*	*	*							*	*
5	*	*	*	*	*	*				*	*	*					
Total	---	17	8	---	25	8	---	*	*	---	*	*				*	*

Spanish TAKS Results % Passing, Spring 2009: Students with Disabilities														
297 Grade	Reading / ELA			Mathematics			Writing			Science			All Tests Taken	
	Scale Score	Passing Standard	Com-mend	Scale Score	Passing Standard	Com-mend	Scale Score	Passing Standard	Com-mend	Scale Score	Passing Standard	Com-mend	Passing Standard	Com-mend
Neither Spanish TAKS nor TAKS-A was tested on the campus for this group in 2009.														

Spanish TAKS Results % Passing, Spring 2008: Students with Disabilities														
297 Grade	Reading / ELA			Mathematics			Writing			Science			All Tests Taken	
	Scale Score	Passing Standard	Com-mend	Scale Score	Passing Standard	Com-mend	Scale Score	Passing Standard	Com-mend	Scale Score	Passing Standard	Com-mend	Passing Standard	Com-mend
3	*	*	*	*	*	*								
4	*	*	*	*	*	*	*	*	*				*	*
5														
Total	---	*	*	---	*	*	---	*	*				*	*

* Fewer than 5 students tested

For grades and subjects with multiple test administrations, the first administration results are used.

English TAKS-Alternate Results % Passing, Spring 2009: Students with Disabilities

297 Grade	Reading / ELA			Mathematics			Writing			Science			Social Studies			All Tests Taken	
	Scale Score	Passing Standard	Com-mend	Scale Score	Passing Standard	Com-mend	Scale Score	Passing Standard	Com-mend	Scale Score	Passing Standard	Com-mend	Scale Score	Passing Standard	Com-mend	Passing Standard	Com-mend

English TAKS-Alt was not tested on the campus for this group in 2009.

English TAKS-Alternate Results % Passing, Spring 2008: Students with Disabilities

297 Grade	Reading / ELA			Mathematics			Writing			Science			Social Studies			All Tests Taken	
	Scale Score	Passing Standard	Com-mend	Scale Score	Passing Standard	Com-mend	Scale Score	Passing Standard	Com-mend	Scale Score	Passing Standard	Com-mend	Scale Score	Passing Standard	Com-mend	Passing Standard	Com-mend

English TAKS-Alt was not tested on the campus for this group in 2008.

English TAKS-Modified Results % Passing, Spring 2009: Students with Disabilities

297 Grade	Reading / ELA			Mathematics			Writing			Science			Social Studies			All Tests Taken	
	Scale Score	Passing Standard	Com-mend	Scale Score	Passing Standard	Com-mend	Scale Score	Passing Standard	Com-mend	Scale Score	Passing Standard	Com-mend	Scale Score	Passing Standard	Com-mend	Passing Standard	Com-mend
3	*		*	*		*											
4	*		*	*		*		NSE									
5	*		*	*		*				*		*					
Total	---		0	0	---	17	0	---		---		*					

English TAKS-Modified Results % Passing, Spring 2008: Students with Disabilities

297 Grade	Reading / ELA			Mathematics			Writing			Science			Social Studies			All Tests Taken	
	Scale Score	Passing Standard	Com-mend	Scale Score	Passing Standard	Com-mend	Scale Score	Passing Standard	Com-mend	Scale Score	Passing Standard	Com-mend	Scale Score	Passing Standard	Com-mend	Passing Standard	Com-mend
3	*		*	*		*											
4	*		*	*		*											
5	*		*	*		*				*		*					
Total	---		14	0	---	14	0	---		---		*					

NSE: No Standard Established

* Fewer than 5 students tested

For grades and subjects with multiple test administrations, the first administration results are used.

English TAKS Results % Passing, Spring 2009: Students with Disabilities																	
138 Grade	Reading / ELA			Mathematics			Writing			Science			Social Studies			All Tests Taken	
	Scale Score	Passing Standard	Com-mend	Scale Score	Passing Standard	Com-mend	Scale Score	Passing Standard	Com-mend	Scale Score	Passing Standard	Com-mend	Scale Score	Passing Standard	Com-mend	Passing Standard	Com-mend
Neither English TAKS nor TAKS-A was tested on the campus for this group in 2009.																	

English TAKS Results % Passing, Spring 2008: Students with Disabilities																	
138 Grade	Reading / ELA			Mathematics			Writing			Science			Social Studies			All Tests Taken	
	Scale Score	Passing Standard	Com-mend	Scale Score	Passing Standard	Com-mend	Scale Score	Passing Standard	Com-mend	Scale Score	Passing Standard	Com-mend	Scale Score	Passing Standard	Com-mend	Passing Standard	Com-mend
3																	
4																	
5	*	*	*							*	*	*					
Total	---	*	*							---	*	*					

Spanish TAKS Results % Passing, Spring 2009: Students with Disabilities														
138 Grade	Reading / ELA			Mathematics			Writing			Science			All Tests Taken	
	Scale Score	Passing Standard	Com-mend	Scale Score	Passing Standard	Com-mend	Scale Score	Passing Standard	Com-mend	Scale Score	Passing Standard	Com-mend	Passing Standard	Com-mend
Neither Spanish TAKS nor TAKS-A was tested on the campus for this group in 2009.														

* Fewer than 5 students tested

Spanish TAKS Results % Passing, Spring 2008: Students with Disabilities														
138 Grade	Reading / ELA			Mathematics			Writing			Science			All Tests Taken	
	Scale Score	Passing Standard	Com-mend	Scale Score	Passing Standard	Com-mend	Scale Score	Passing Standard	Com-mend	Scale Score	Passing Standard	Com-mend	Passing Standard	Com-mend
3	*	*	*	*	*	*								
4														
5														
Total	---	*	*	---	*	*								

For grades and subjects with multiple test administrations, the first administration results are used.

English TAKS-Alternate Results % Passing, Spring 2009: Students with Disabilities																	
138 Grade	Reading / ELA			Mathematics			Writing			Science			Social Studies			All Tests Taken	
	Scale Score	Passing Standard	Com-mend	Scale Score	Passing Standard	Com-mend	Scale Score	Passing Standard	Com-mend	Scale Score	Passing Standard	Com-mend	Scale Score	Passing Standard	Com-mend	Passing Standard	Com-mend
3		*	*		*	*										*	*
4		*	*		*	*		*	*							*	*
5		*	*		*	*					*	*				*	*
Total		100	0		100	0		*	*		*	*				100	0

English TAKS-Alternate Results % Passing, Spring 2008: Students with Disabilities																	
138 Grade	Reading / ELA			Mathematics			Writing			Science			Social Studies			All Tests Taken	
	Scale Score	Passing Standard	Com-mend	Scale Score	Passing Standard	Com-mend	Scale Score	Passing Standard	Com-mend	Scale Score	Passing Standard	Com-mend	Scale Score	Passing Standard	Com-mend	Passing Standard	Com-mend
3		*	*		*	*										*	*
4		*	*		*	*		*	*							*	*
5		*	*		*	*					*	*				*	*
Total		100	50		100	33		*	*		*	*				100	17

English TAKS-Modified Results % Passing, Spring 2009: Students with Disabilities																	
138 Grade	Reading / ELA			Mathematics			Writing			Science			Social Studies			All Tests Taken	
	Scale Score	Passing Standard	Com-mend	Scale Score	Passing Standard	Com-mend	Scale Score	Passing Standard	Com-mend	Scale Score	Passing Standard	Com-mend	Scale Score	Passing Standard	Com-mend	Passing Standard	Com-mend
3	*	*	*	*	*	*											
4	*	*	*	*	*	*		NSE									
5	*	*	*	*	*	*				*	*	*					
Total	---	80	0	---	80	20	---			---	*	*					

English TAKS-Modified Results % Passing, Spring 2008: Students with Disabilities																	
138 Grade	Reading / ELA			Mathematics			Writing			Science			Social Studies			All Tests Taken	
	Scale Score	Passing Standard	Com-mend	Scale Score	Passing Standard	Com-mend	Scale Score	Passing Standard	Com-mend	Scale Score	Passing Standard	Com-mend	Scale Score	Passing Standard	Com-mend	Passing Standard	Com-mend
3																	
4	*	*	*	*	*	*											
5	*	*	*	*	*	*				*	*	*					
Total	---	80	20	---	83	33				---	*	*					

NSE: No Standard Established

* Fewer than 5 students tested

For grades and subjects with multiple test administrations, the first administration results are used.

English TAKS Results % Passing, Spring 2009: Students with Disabilities																	
155 Grade	Reading / ELA			Mathematics			Writing			Science			Social Studies			All Tests Taken	
	Scale Score	Passing Standard	Com-mend	Scale Score	Passing Standard	Com-mend	Scale Score	Passing Standard	Com-mend	Scale Score	Passing Standard	Com-mend	Scale Score	Passing Standard	Com-mend	Passing Standard	Com-mend
3	*	*	*	*	*	*											
4	2009	40	0	2138	60	20	2033	0	0							0	0
5	*	*	*	*	*	*				*	*	*					
Total	---	27	0	---	64	9	---	0	0	---	*	*				0	0

English TAKS Results % Passing, Spring 2008: Students with Disabilities																	
155 Grade	Reading / ELA			Mathematics			Writing			Science			Social Studies			All Tests Taken	
	Scale Score	Passing Standard	Com-mend	Scale Score	Passing Standard	Com-mend	Scale Score	Passing Standard	Com-mend	Scale Score	Passing Standard	Com-mend	Scale Score	Passing Standard	Com-mend	Passing Standard	Com-mend
3	2106	57	0	2087	50	0											
4	2175	40	40	*	*	*	*	*	*							40	40
5	2007	30	10	2117	67	11				2115	63	13					
Total	---	41	14	---	58	16	---	*	*	---	63	13				40	40

Spanish TAKS Results % Passing, Spring 2009: Students with Disabilities														
155 Grade	Reading / ELA			Mathematics			Writing			Science			All Tests Taken	
	Scale Score	Passing Standard	Com-mend	Scale Score	Passing Standard	Com-mend	Scale Score	Passing Standard	Com-mend	Scale Score	Passing Standard	Com-mend	Passing Standard	Com-mend
3	*	*	*	*	*	*								
4														
5														
Total	---	*	*	---	*	*								

Spanish TAKS Results % Passing, Spring 2008: Students with Disabilities														
155 Grade	Reading / ELA			Mathematics			Writing			Science			All Tests Taken	
	Scale Score	Passing Standard	Com-mend	Scale Score	Passing Standard	Com-mend	Scale Score	Passing Standard	Com-mend	Scale Score	Passing Standard	Com-mend	Passing Standard	Com-mend
3	*	*	*	*	*	*								
4	*	*	*	*	*	*	*	*	*				*	*
5														
Total	---	*	*	---	*	*	---	*	*				*	*

* Fewer than 5 students tested

For grades and subjects with multiple test administrations, the first administration results are used.

English TAKS-Alternate Results % Passing, Spring 2009: Students with Disabilities

155 Grade	Reading / ELA			Mathematics			Writing			Science			Social Studies			All Tests Taken	
	Scale Score	Passing Standard	Com-mend	Scale Score	Passing Standard	Com-mend	Scale Score	Passing Standard	Com-mend	Scale Score	Passing Standard	Com-mend	Scale Score	Passing Standard	Com-mend	Passing Standard	Com-mend
3																	
4		*	*		*	*		*	*							*	0
5		*	*		*	*					*	*				*	0
Total		*	*		*	*		*	*		*	*				*	*

English TAKS-Alternate Results % Passing, Spring 2008: Students with Disabilities

155 Grade	Reading / ELA			Mathematics			Writing			Science			Social Studies			All Tests Taken	
	Scale Score	Passing Standard	Com-mend	Scale Score	Passing Standard	Com-mend	Scale Score	Passing Standard	Com-mend	Scale Score	Passing Standard	Com-mend	Scale Score	Passing Standard	Com-mend	Passing Standard	Com-mend
3		*	*		*	*										*	*
4		*	*		*	*		*	*							*	*
5		80	60		80	40					80	80				80	40
Total		71	57		71	43		*	*		80	80				71	43

English TAKS-Modified Results % Passing, Spring 2009: Students with Disabilities

155 Grade	Reading / ELA			Mathematics			Writing			Science			Social Studies			All Tests Taken	
	Scale Score	Passing Standard	Com-mend	Scale Score	Passing Standard	Com-mend	Scale Score	Passing Standard	Com-mend	Scale Score	Passing Standard	Com-mend	Scale Score	Passing Standard	Com-mend	Passing Standard	Com-mend
3																	
4	*	*	*	*	*	*		NSE									
5	*	*	*	2083	60	0				1917	0	0					
Total	---	60	0	---	50	0	---			---	0	0					

English TAKS-Modified Results % Passing, Spring 2008: Students with Disabilities

155 Grade	Reading / ELA			Mathematics			Writing			Science			Social Studies			All Tests Taken	
	Scale Score	Passing Standard	Com-mend	Scale Score	Passing Standard	Com-mend	Scale Score	Passing Standard	Com-mend	Scale Score	Passing Standard	Com-mend	Scale Score	Passing Standard	Com-mend	Passing Standard	Com-mend
3	*	*	*	*	*	*											
4	*	*	*	*	*	*											
5	*	*	*	*	*	*				2050	40	0					
Total	---	50	0	---	88	13				---	40	0					

NSE: No Standard Established

* Fewer than 5 students tested

For grades and subjects with multiple test administrations, the first administration results are used.

English TAKS Results % Passing, Spring 2009: Students with Disabilities																	
291 Grade	Reading / ELA			Mathematics			Writing			Science			Social Studies			All Tests Taken	
	Scale Score	Passing Standard	Com-mend	Scale Score	Passing Standard	Com-mend	Scale Score	Passing Standard	Com-mend	Scale Score	Passing Standard	Com-mend	Scale Score	Passing Standard	Com-mend	Passing Standard	Com-mend
3	*		*	*		*											
4	*		*	*		*	*		*							*	*
5																	
Total	---		*	---		*	---		*							*	*

English TAKS Results % Passing, Spring 2008: Students with Disabilities																	
291 Grade	Reading / ELA			Mathematics			Writing			Science			Social Studies			All Tests Taken	
	Scale Score	Passing Standard	Com-mend	Scale Score	Passing Standard	Com-mend	Scale Score	Passing Standard	Com-mend	Scale Score	Passing Standard	Com-mend	Scale Score	Passing Standard	Com-mend	Passing Standard	Com-mend
3																	
4	*		*	*		*	*		*							*	*
5	*		*	*		*				*		*					
Total	---	67	17	---	86	14	---		*	---		*				*	*

Spanish TAKS Results % Passing, Spring 2009: Students with Disabilities														
291 Grade	Reading / ELA			Mathematics			Writing			Science			All Tests Taken	
	Scale Score	Passing Standard	Com-mend	Scale Score	Passing Standard	Com-mend	Scale Score	Passing Standard	Com-mend	Scale Score	Passing Standard	Com-mend	Passing Standard	Com-mend
3	*		*	*		*								
4														
5														
Total	---		*	---		*								

Spanish TAKS Results % Passing, Spring 2008: Students with Disabilities														
291 Grade	Reading / ELA			Mathematics			Writing			Science			All Tests Taken	
	Scale Score	Passing Standard	Com-mend	Scale Score	Passing Standard	Com-mend	Scale Score	Passing Standard	Com-mend	Scale Score	Passing Standard	Com-mend	Passing Standard	Com-mend
3	*		*	*		*								
4														
5														
Total	---		*	---		*								

* Fewer than 5 students tested

For grades and subjects with multiple test administrations, the first administration results are used.

English TAKS-Alternate Results % Passing, Spring 2009: Students with Disabilities

291 Grade	Reading / ELA			Mathematics			Writing			Science			Social Studies			All Tests Taken	
	Scale Score	Passing Standard	Com-mend	Scale Score	Passing Standard	Com-mend	Scale Score	Passing Standard	Com-mend	Scale Score	Passing Standard	Com-mend	Scale Score	Passing Standard	Com-mend	Passing Standard	Com-mend

English TAKS-Alt was not tested on the campus for this group in 2009.

English TAKS-Alternate Results % Passing, Spring 2008: Students with Disabilities

291 Grade	Reading / ELA			Mathematics			Writing			Science			Social Studies			All Tests Taken	
	Scale Score	Passing Standard	Com-mend	Scale Score	Passing Standard	Com-mend	Scale Score	Passing Standard	Com-mend	Scale Score	Passing Standard	Com-mend	Scale Score	Passing Standard	Com-mend	Passing Standard	Com-mend

English TAKS-Alt was not tested on the campus for this group in 2008.

English TAKS-Modified Results % Passing, Spring 2009: Students with Disabilities

291 Grade	Reading / ELA			Mathematics			Writing			Science			Social Studies			All Tests Taken	
	Scale Score	Passing Standard	Com-mend	Scale Score	Passing Standard	Com-mend	Scale Score	Passing Standard	Com-mend	Scale Score	Passing Standard	Com-mend	Scale Score	Passing Standard	Com-mend	Passing Standard	Com-mend
3	*		*	*		*											
4	*		*	*		*		NSE									
5										*		*					
Total	---		*	*	---	*	*			---		*	*				

English TAKS-Modified Results % Passing, Spring 2008: Students with Disabilities

291 Grade	Reading / ELA			Mathematics			Writing			Science			Social Studies			All Tests Taken	
	Scale Score	Passing Standard	Com-mend	Scale Score	Passing Standard	Com-mend	Scale Score	Passing Standard	Com-mend	Scale Score	Passing Standard	Com-mend	Scale Score	Passing Standard	Com-mend	Passing Standard	Com-mend
3	*		*	*		*											
4																	
5	*		*	*		*				*		*					
Total	---		*	*	---	*	*			---		*	*				

NSE: No Standard Established

* Fewer than 5 students tested

For grades and subjects with multiple test administrations, the first administration results are used.

English TAKS Results % Passing, Spring 2009: Students with Disabilities																	
166 Grade	Reading / ELA			Mathematics			Writing			Science			Social Studies			All Tests Taken	
	Scale Score	Passing Standard	Com-mend	Scale Score	Passing Standard	Com-mend	Scale Score	Passing Standard	Com-mend	Scale Score	Passing Standard	Com-mend	Scale Score	Passing Standard	Com-mend	Passing Standard	Com-mend
3	*	*	*	*	*	*											
4	*	*	*	*	*	*	*	*	*							*	*
5	*	*	*	*	*	*				*	*	*					
Total	---	50	0	---	67	0	---	*	*	---	*	*				*	*

English TAKS Results % Passing, Spring 2008: Students with Disabilities																	
166 Grade	Reading / ELA			Mathematics			Writing			Science			Social Studies			All Tests Taken	
	Scale Score	Passing Standard	Com-mend	Scale Score	Passing Standard	Com-mend	Scale Score	Passing Standard	Com-mend	Scale Score	Passing Standard	Com-mend	Scale Score	Passing Standard	Com-mend	Passing Standard	Com-mend
3	*	*	*	*	*	*											
4	*	*	*	*	*	*	*	*	*							*	*
5	*	*	*	*	*	*				*	*	*					
Total	---	50	0	---	86	14	---	*	*	---	*	*				*	*

Spanish TAKS Results % Passing, Spring 2009: Students with Disabilities														
166 Grade	Reading / ELA			Mathematics			Writing			Science			All Tests Taken	
	Scale Score	Passing Standard	Com-mend	Scale Score	Passing Standard	Com-mend	Scale Score	Passing Standard	Com-mend	Scale Score	Passing Standard	Com-mend	Passing Standard	Com-mend
3	*	*	*	*	*	*								
4														
5														
Total	---	*	*	---	*	*								

Spanish TAKS Results % Passing, Spring 2008: Students with Disabilities														
166 Grade	Reading / ELA			Mathematics			Writing			Science			All Tests Taken	
	Scale Score	Passing Standard	Com-mend	Scale Score	Passing Standard	Com-mend	Scale Score	Passing Standard	Com-mend	Scale Score	Passing Standard	Com-mend	Passing Standard	Com-mend
3														
4	*	*	*	*	*	*	*	*	*				*	*
5														
Total	---	*	*	---	*	*	---	*	*				*	*

* Fewer than 5 students tested

For grades and subjects with multiple test administrations, the first administration results are used.

English TAKS-Alternate Results % Passing, Spring 2009: Students with Disabilities																	
Grade	Reading / ELA			Mathematics			Writing			Science			Social Studies			All Tests Taken	
	Scale Score	Passing Standard	Com-mend	Scale Score	Passing Standard	Com-mend	Scale Score	Passing Standard	Com-mend	Scale Score	Passing Standard	Com-mend	Scale Score	Passing Standard	Com-mend	Passing Standard	Com-mend
166																	
3		*	*		*	*										*	0
4		*	*		*	*		*	*							*	*
5		*	*		*	*					*	*				*	*
Total		100	20		100	20		*	*		*	*				100	20

English TAKS-Alternate Results % Passing, Spring 2008: Students with Disabilities																	
Grade	Reading / ELA			Mathematics			Writing			Science			Social Studies			All Tests Taken	
	Scale Score	Passing Standard	Com-mend	Scale Score	Passing Standard	Com-mend	Scale Score	Passing Standard	Com-mend	Scale Score	Passing Standard	Com-mend	Scale Score	Passing Standard	Com-mend	Passing Standard	Com-mend
166																	
3		*	*		*	*										*	*
4		*	*		*	*		*	*							*	*
5																	
Total		*	*		*	*		*	*							*	*

English TAKS-Modified Results % Passing, Spring 2009: Students with Disabilities																	
Grade	Reading / ELA			Mathematics			Writing			Science			Social Studies			All Tests Taken	
	Scale Score	Passing Standard	Com-mend	Scale Score	Passing Standard	Com-mend	Scale Score	Passing Standard	Com-mend	Scale Score	Passing Standard	Com-mend	Scale Score	Passing Standard	Com-mend	Passing Standard	Com-mend
166																	
3	*	*	*	*	*	*											
4	*	*	*	*	*	*		NSE									
5	*	*	*	*	*	*				*	*	*					
Total	---	100	0	---	83	33	---			---	*	*					

English TAKS-Modified Results % Passing, Spring 2008: Students with Disabilities																	
Grade	Reading / ELA			Mathematics			Writing			Science			Social Studies			All Tests Taken	
	Scale Score	Passing Standard	Com-mend	Scale Score	Passing Standard	Com-mend	Scale Score	Passing Standard	Com-mend	Scale Score	Passing Standard	Com-mend	Scale Score	Passing Standard	Com-mend	Passing Standard	Com-mend
166																	
3	*	*	*	*	*	*											
4	*	*	*	*	*	*											
5	*	*	*	*	*	*				*	*	*					
Total	---	86	29	---	83	0				---	*	*					

NSE: No Standard Established

* Fewer than 5 students tested

For grades and subjects with multiple test administrations, the first administration results are used.

English TAKS Results % Passing, Spring 2009: Students with Disabilities																	
167 Grade	Reading / ELA			Mathematics			Writing			Science			Social Studies			All Tests Taken	
	Scale Score	Passing Standard	Com-mend	Scale Score	Passing Standard	Com-mend	Scale Score	Passing Standard	Com-mend	Scale Score	Passing Standard	Com-mend	Scale Score	Passing Standard	Com-mend	Passing Standard	Com-mend
3	*	*	*	*	*	*											
4	*	*	*	*	*	*	2017	20	0							0	0
5	1896	17	0	2452	100	71				*	*	*					
Total	---	18	0	---	75	42	---	20	0	---	*	*				0	0

English TAKS Results % Passing, Spring 2008: Students with Disabilities																	
167 Grade	Reading / ELA			Mathematics			Writing			Science			Social Studies			All Tests Taken	
	Scale Score	Passing Standard	Com-mend	Scale Score	Passing Standard	Com-mend	Scale Score	Passing Standard	Com-mend	Scale Score	Passing Standard	Com-mend	Scale Score	Passing Standard	Com-mend	Passing Standard	Com-mend
3	*	*	*	*	*	*											
4	1916	0	0	2295	80	40	*	*	*							0	0
5	*	*	*	*	*	*											
Total	---	11	0	---	67	44	---	*	*							0	0

Spanish TAKS Results % Passing, Spring 2009: Students with Disabilities														
167 Grade	Reading / ELA			Mathematics			Writing			Science			All Tests Taken	
	Scale Score	Passing Standard	Com-mend	Scale Score	Passing Standard	Com-mend	Scale Score	Passing Standard	Com-mend	Scale Score	Passing Standard	Com-mend	Passing Standard	Com-mend
3	*	*	*	*	*	*								
4														
5														
Total	---	*	*	---	*	*								

Spanish TAKS Results % Passing, Spring 2008: Students with Disabilities														
167 Grade	Reading / ELA			Mathematics			Writing			Science			All Tests Taken	
	Scale Score	Passing Standard	Com-mend	Scale Score	Passing Standard	Com-mend	Scale Score	Passing Standard	Com-mend	Scale Score	Passing Standard	Com-mend	Passing Standard	Com-mend
3	*	*	*	*	*	*								
4														
5														
Total	---	*	*	---	*	*								

* Fewer than 5 students tested

For grades and subjects with multiple test administrations, the first administration results are used.

English TAKS-Alternate Results % Passing, Spring 2009: Students with Disabilities

167 Grade	Reading / ELA			Mathematics			Writing			Science			Social Studies			All Tests Taken	
	Scale Score	Passing Standard	Com-mend	Scale Score	Passing Standard	Com-mend	Scale Score	Passing Standard	Com-mend	Scale Score	Passing Standard	Com-mend	Scale Score	Passing Standard	Com-mend	Passing Standard	Com-mend

English TAKS-Alt was not tested on the campus for this group in 2009.

English TAKS-Alternate Results % Passing, Spring 2008: Students with Disabilities

167 Grade	Reading / ELA			Mathematics			Writing			Science			Social Studies			All Tests Taken	
	Scale Score	Passing Standard	Com-mend	Scale Score	Passing Standard	Com-mend	Scale Score	Passing Standard	Com-mend	Scale Score	Passing Standard	Com-mend	Scale Score	Passing Standard	Com-mend	Passing Standard	Com-mend

English TAKS-Alt was not tested on the campus for this group in 2008.

English TAKS-Modified Results % Passing, Spring 2009: Students with Disabilities

167 Grade	Reading / ELA			Mathematics			Writing			Science			Social Studies			All Tests Taken	
	Scale Score	Passing Standard	Com-mend	Scale Score	Passing Standard	Com-mend	Scale Score	Passing Standard	Com-mend	Scale Score	Passing Standard	Com-mend	Scale Score	Passing Standard	Com-mend	Passing Standard	Com-mend
3																	
4	*	*	*	*	*	*		NSE									
5	*	*	*	*	*	*				2239	63	50					
Total	---	60	20	---	60	0	---			---	63	50					

English TAKS-Modified Results % Passing, Spring 2008: Students with Disabilities

167 Grade	Reading / ELA			Mathematics			Writing			Science			Social Studies			All Tests Taken	
	Scale Score	Passing Standard	Com-mend	Scale Score	Passing Standard	Com-mend	Scale Score	Passing Standard	Com-mend	Scale Score	Passing Standard	Com-mend	Scale Score	Passing Standard	Com-mend	Passing Standard	Com-mend
3	*	*	*	*	*	*											
4	*	*	*	*	*	*											
5	*	*	*	*	*	*				*	*	*					
Total	---	80	0	---	50	17				---	*	*					

NSE: No Standard Established

* Fewer than 5 students tested

For grades and subjects with multiple test administrations, the first administration results are used.

English TAKS Results % Passing, Spring 2009: Students with Disabilities																	
171 Grade	Reading / ELA			Mathematics			Writing			Science			Social Studies			All Tests Taken	
	Scale Score	Passing Standard	Com-mend	Scale Score	Passing Standard	Com-mend	Scale Score	Passing Standard	Com-mend	Scale Score	Passing Standard	Com-mend	Scale Score	Passing Standard	Com-mend	Passing Standard	Com-mend
3	*	*	*	2146	83	0											
4	*	*	*	*	*	*	*	*	*							*	*
5	*	*	*	*	*	*											
Total	---	33	0	---	73	0	---	*	*							*	*

English TAKS Results % Passing, Spring 2008: Students with Disabilities																	
171 Grade	Reading / ELA			Mathematics			Writing			Science			Social Studies			All Tests Taken	
	Scale Score	Passing Standard	Com-mend	Scale Score	Passing Standard	Com-mend	Scale Score	Passing Standard	Com-mend	Scale Score	Passing Standard	Com-mend	Scale Score	Passing Standard	Com-mend	Passing Standard	Com-mend
3	2124	40	0	2075	60	0											
4	*	*	*	*	*	*	*	*	*							*	*
5	*	*	*	*	*	*				*	*	*					
Total	---	44	0	---	60	0	---	*	*	---	*	*				*	*

Spanish TAKS Results % Passing, Spring 2009: Students with Disabilities														
171 Grade	Reading / ELA			Mathematics			Writing			Science			All Tests Taken	
	Scale Score	Passing Standard	Com-mend	Scale Score	Passing Standard	Com-mend	Scale Score	Passing Standard	Com-mend	Scale Score	Passing Standard	Com-mend	Passing Standard	Com-mend
3	*	*	*	*	*	*								
4	*	*	*	*	*	*	*	*	*				*	*
5														
Total	---	*	*	---	*	*	---	*	*				*	*

Spanish TAKS Results % Passing, Spring 2008: Students with Disabilities														
171 Grade	Reading / ELA			Mathematics			Writing			Science			All Tests Taken	
	Scale Score	Passing Standard	Com-mend	Scale Score	Passing Standard	Com-mend	Scale Score	Passing Standard	Com-mend	Scale Score	Passing Standard	Com-mend	Passing Standard	Com-mend
3	*	*	*	2095	40	20								
4	*	*	*	*	*	*	*	*	*				*	*
5														
Total	---	*	*	---	50	17	---	*	*				*	*

* Fewer than 5 students tested

For grades and subjects with multiple test administrations, the first administration results are used.

English TAKS-Alternate Results % Passing, Spring 2009: Students with Disabilities

171 Grade	Reading / ELA			Mathematics			Writing			Science			Social Studies			All Tests Taken	
	Scale Score	Passing Standard	Com-mend	Scale Score	Passing Standard	Com-mend	Scale Score	Passing Standard	Com-mend	Scale Score	Passing Standard	Com-mend	Scale Score	Passing Standard	Com-mend	Passing Standard	Com-mend

English TAKS-Alt was not tested on the campus for this group in 2009.

English TAKS-Alternate Results % Passing, Spring 2008: Students with Disabilities

171 Grade	Reading / ELA			Mathematics			Writing			Science			Social Studies			All Tests Taken	
	Scale Score	Passing Standard	Com-mend	Scale Score	Passing Standard	Com-mend	Scale Score	Passing Standard	Com-mend	Scale Score	Passing Standard	Com-mend	Scale Score	Passing Standard	Com-mend	Passing Standard	Com-mend

English TAKS-Alt was not tested on the campus for this group in 2008.

English TAKS-Modified Results % Passing, Spring 2009: Students with Disabilities

171 Grade	Reading / ELA			Mathematics			Writing			Science			Social Studies			All Tests Taken	
	Scale Score	Passing Standard	Com-mend	Scale Score	Passing Standard	Com-mend	Scale Score	Passing Standard	Com-mend	Scale Score	Passing Standard	Com-mend	Scale Score	Passing Standard	Com-mend	Passing Standard	Com-mend
3	*		*	*		*											
4	*		*	*		*		NSE									
5	*		*	*	2377	100	20			2268	83	33					
Total	---	60	20	---	89	11	---			---	83	33					

English TAKS-Modified Results % Passing, Spring 2008: Students with Disabilities

171 Grade	Reading / ELA			Mathematics			Writing			Science			Social Studies			All Tests Taken	
	Scale Score	Passing Standard	Com-mend	Scale Score	Passing Standard	Com-mend	Scale Score	Passing Standard	Com-mend	Scale Score	Passing Standard	Com-mend	Scale Score	Passing Standard	Com-mend	Passing Standard	Com-mend
3	*		*	*		*											
4	*		*	*		*											
5	*		*	*		*				*		*					
Total	---		*	---		*				---		*					

NSE: No Standard Established

* Fewer than 5 students tested

For grades and subjects with multiple test administrations, the first administration results are used.

English TAKS Results % Passing, Spring 2009: Students with Disabilities																	
192 Grade	Reading / ELA			Mathematics			Writing			Science			Social Studies			All Tests Taken	
	Scale Score	Passing Standard	Com-mend	Scale Score	Passing Standard	Com-mend	Scale Score	Passing Standard	Com-mend	Scale Score	Passing Standard	Com-mend	Scale Score	Passing Standard	Com-mend	Passing Standard	Com-mend
3	*		*	*		*											
4																	
5																	
Total	---	*	*	---	*	*											

English TAKS Results % Passing, Spring 2008: Students with Disabilities																	
192 Grade	Reading / ELA			Mathematics			Writing			Science			Social Studies			All Tests Taken	
	Scale Score	Passing Standard	Com-mend	Scale Score	Passing Standard	Com-mend	Scale Score	Passing Standard	Com-mend	Scale Score	Passing Standard	Com-mend	Scale Score	Passing Standard	Com-mend	Passing Standard	Com-mend
3																	
4	*	*	*	*	*	*	*	*	*							*	*
5				*	*	*				*	*	*					
Total	---	*	*	---	*	*	---	*	*	---	*	*				*	*

Spanish TAKS Results % Passing, Spring 2009: Students with Disabilities														
192 Grade	Reading / ELA			Mathematics			Writing			Science			All Tests Taken	
	Scale Score	Passing Standard	Com-mend	Scale Score	Passing Standard	Com-mend	Scale Score	Passing Standard	Com-mend	Scale Score	Passing Standard	Com-mend	Passing Standard	Com-mend
3	1997	20	0	1956	20	0								
4	*	*	*	*	*	*	*	*	*				*	*
5														
Total	---	43	0	---	43	0	---	*	*				*	*

Spanish TAKS Results % Passing, Spring 2008: Students with Disabilities														
192 Grade	Reading / ELA			Mathematics			Writing			Science			All Tests Taken	
	Scale Score	Passing Standard	Com-mend	Scale Score	Passing Standard	Com-mend	Scale Score	Passing Standard	Com-mend	Scale Score	Passing Standard	Com-mend	Passing Standard	Com-mend
3	*	*	*	*	*	*								
4														
5														
Total	---	*	*	---	*	*								

* Fewer than 5 students tested

For grades and subjects with multiple test administrations, the first administration results are used.

English TAKS-Alternate Results % Passing, Spring 2009: Students with Disabilities																	
192 Grade	Reading / ELA			Mathematics			Writing			Science			Social Studies			All Tests Taken	
	Scale Score	Passing Standard	Com-mend	Scale Score	Passing Standard	Com-mend	Scale Score	Passing Standard	Com-mend	Scale Score	Passing Standard	Com-mend	Scale Score	Passing Standard	Com-mend	Passing Standard	Com-mend
3		*	*		*	*										*	*
4																	
5																	
Total		*	*		*	*										*	*

English TAKS-Alternate Results % Passing, Spring 2008: Students with Disabilities																	
192 Grade	Reading / ELA			Mathematics			Writing			Science			Social Studies			All Tests Taken	
	Scale Score	Passing Standard	Com-mend	Scale Score	Passing Standard	Com-mend	Scale Score	Passing Standard	Com-mend	Scale Score	Passing Standard	Com-mend	Scale Score	Passing Standard	Com-mend	Passing Standard	Com-mend
English TAKS-Alt was not tested on the campus for this group in 2008.																	

English TAKS-Modified Results % Passing, Spring 2009: Students with Disabilities																	
192 Grade	Reading / ELA			Mathematics			Writing			Science			Social Studies			All Tests Taken	
	Scale Score	Passing Standard	Com-mend	Scale Score	Passing Standard	Com-mend	Scale Score	Passing Standard	Com-mend	Scale Score	Passing Standard	Com-mend	Scale Score	Passing Standard	Com-mend	Passing Standard	Com-mend
3	*	*	*	*	*	*											
4																	
5	*	*	*	*	*	*				*	*	*					
Total	---	100	20	---	100	60				---	*	*					

English TAKS-Modified Results % Passing, Spring 2008: Students with Disabilities																	
192 Grade	Reading / ELA			Mathematics			Writing			Science			Social Studies			All Tests Taken	
	Scale Score	Passing Standard	Com-mend	Scale Score	Passing Standard	Com-mend	Scale Score	Passing Standard	Com-mend	Scale Score	Passing Standard	Com-mend	Scale Score	Passing Standard	Com-mend	Passing Standard	Com-mend
3																	
4	*	*	*	*	*	*											
5	*	*	*	*	*	*											
Total	---	100	33	---	*	*											

NSE: No Standard Established

* Fewer than 5 students tested

For grades and subjects with multiple test administrations, the first administration results are used.

English TAKS Results % Passing, Spring 2009: Students with Disabilities																	
194 Grade	Reading / ELA			Mathematics			Writing			Science			Social Studies			All Tests Taken	
	Scale Score	Passing Standard	Com-mend	Scale Score	Passing Standard	Com-mend	Scale Score	Passing Standard	Com-mend	Scale Score	Passing Standard	Com-mend	Scale Score	Passing Standard	Com-mend	Passing Standard	Com-mend
3	*	■*	*	*	■*	*		■			■			■		■	
Total	---	■*	*	---	■*	*		■			■			■		■	

English TAKS Results % Passing, Spring 2008: Students with Disabilities																	
194 Grade	Reading / ELA			Mathematics			Writing			Science			Social Studies			All Tests Taken	
	Scale Score	Passing Standard	Com-mend	Scale Score	Passing Standard	Com-mend	Scale Score	Passing Standard	Com-mend	Scale Score	Passing Standard	Com-mend	Scale Score	Passing Standard	Com-mend	Passing Standard	Com-mend
3	2061	20	0	2087	60	0		■			■			■		■	
Total	---	20	0	---	60	0		■			■			■		■	

Spanish TAKS Results % Passing, Spring 2009: Students with Disabilities														
194 Grade	Reading / ELA			Mathematics			Writing			Science			All Tests Taken	
	Scale Score	Passing Standard	Com-mend	Scale Score	Passing Standard	Com-mend	Scale Score	Passing Standard	Com-mend	Scale Score	Passing Standard	Com-mend	Passing Standard	Com-mend
		■			■			■			■		■	
Neither Spanish TAKS nor TAKS-A was tested on the campus for this group in 2009.														
Spanish TAKS Results % Passing, Spring 2008: Students with Disabilities														
194 Grade	Reading / ELA			Mathematics			Writing			Science			All Tests Taken	
	Scale Score	Passing Standard	Com-mend	Scale Score	Passing Standard	Com-mend	Scale Score	Passing Standard	Com-mend	Scale Score	Passing Standard	Com-mend	Passing Standard	Com-mend
3	*	■*	*	*	■*	*		■			■		■	
Total	---	■*	*	---	■*	*		■			■		■	

* Fewer than 5 students tested

For grades and subjects with multiple test administrations, the first administration results are used.

English TAKS-Alternate Results % Passing, Spring 2009: Students with Disabilities

194 Grade	Reading / ELA			Mathematics			Writing			Science			Social Studies			All Tests Taken	
	Scale Score	Passing Standard	Com-mend	Scale Score	Passing Standard	Com-mend	Scale Score	Passing Standard	Com-mend	Scale Score	Passing Standard	Com-mend	Scale Score	Passing Standard	Com-mend	Passing Standard	Com-mend
3		*	*		*	*										*	0
Total		*	*		*	*										*	0

English TAKS-Alternate Results % Passing, Spring 2008: Students with Disabilities

194 Grade	Reading / ELA			Mathematics			Writing			Science			Social Studies			All Tests Taken	
	Scale Score	Passing Standard	Com-mend	Scale Score	Passing Standard	Com-mend	Scale Score	Passing Standard	Com-mend	Scale Score	Passing Standard	Com-mend	Scale Score	Passing Standard	Com-mend	Passing Standard	Com-mend
3		*	*		*	*										*	*
Total		*	*		*	*										*	*

English TAKS-Modified Results % Passing, Spring 2009: Students with Disabilities

194 Grade	Reading / ELA			Mathematics			Writing			Science			Social Studies			All Tests Taken	
	Scale Score	Passing Standard	Com-mend	Scale Score	Passing Standard	Com-mend	Scale Score	Passing Standard	Com-mend	Scale Score	Passing Standard	Com-mend	Scale Score	Passing Standard	Com-mend	Passing Standard	Com-mend
3	*	*	*	*	*	*											
Total	---	*	*	---	*	*											

English TAKS-Modified Results % Passing, Spring 2008: Students with Disabilities

194 Grade	Reading / ELA			Mathematics			Writing			Science			Social Studies			All Tests Taken	
	Scale Score	Passing Standard	Com-mend	Scale Score	Passing Standard	Com-mend	Scale Score	Passing Standard	Com-mend	Scale Score	Passing Standard	Com-mend	Scale Score	Passing Standard	Com-mend	Passing Standard	Com-mend
3	*	*	*														
Total	---	*	*														

NSE: No Standard Established

* Fewer than 5 students tested

For grades and subjects with multiple test administrations, the first administration results are used.

English TAKS Results % Passing, Spring 2009: Students with Disabilities																	
212 Grade	Reading / ELA			Mathematics			Writing			Science			Social Studies			All Tests Taken	
	Scale Score	Passing Standard	Com-mend	Scale Score	Passing Standard	Com-mend	Scale Score	Passing Standard	Com-mend	Scale Score	Passing Standard	Com-mend	Scale Score	Passing Standard	Com-mend	Passing Standard	Com-mend
3	*	*	*	*	*	*											
4	*	*	*	*	*	*										*	*
5				*	*	*											
6	*	*	*	*	*	*										*	*
Total	---	100	17	---	100	11										100	0

English TAKS Results % Passing, Spring 2008: Students with Disabilities																	
212 Grade	Reading / ELA			Mathematics			Writing			Science			Social Studies			All Tests Taken	
	Scale Score	Passing Standard	Com-mend	Scale Score	Passing Standard	Com-mend	Scale Score	Passing Standard	Com-mend	Scale Score	Passing Standard	Com-mend	Scale Score	Passing Standard	Com-mend	Passing Standard	Com-mend
3	2179	67	0	*	*	*											
4	*	*	*	*	*	*										*	*
5	*	*	*	2552	100	100				2460	100	80					
6	*	*	*	*	*	*										*	*
Total	---	54	0	---	100	50				---	100	80				80	0

Spanish TAKS Results % Passing, Spring 2009: Students with Disabilities														
212 Grade	Reading / ELA			Mathematics			Writing			Science			All Tests Taken	
	Scale Score	Passing Standard	Com-mend	Scale Score	Passing Standard	Com-mend	Scale Score	Passing Standard	Com-mend	Scale Score	Passing Standard	Com-mend	Passing Standard	Com-mend
3	*	*	*	*	*	*								
4														
5														
6														
Total	---	*	*	---	*	*								

Spanish TAKS Results % Passing, Spring 2008: Students with Disabilities														
212 Grade	Reading / ELA			Mathematics			Writing			Science			All Tests Taken	
	Scale Score	Passing Standard	Com-mend	Scale Score	Passing Standard	Com-mend	Scale Score	Passing Standard	Com-mend	Scale Score	Passing Standard	Com-mend	Passing Standard	Com-mend
Neither Spanish TAKS nor TAKS-A was tested on the campus for this group in 2008.														

* Fewer than 5 students tested

For grades and subjects with multiple test administrations, the first administration results are used.

English TAKS-Alternate Results % Passing, Spring 2009: Students with Disabilities																	
212 Grade	Reading / ELA			Mathematics			Writing			Science			Social Studies			All Tests Taken	
	Scale Score	Passing Standard	Com-mend	Scale Score	Passing Standard	Com-mend	Scale Score	Passing Standard	Com-mend	Scale Score	Passing Standard	Com-mend	Scale Score	Passing Standard	Com-mend	Passing Standard	Com-mend
3																	
4																	
5		*			*	*					*	*				*	0
6		*			*	*										*	0
Total		*	*		*	*					*	*				*	*

English TAKS-Alternate Results % Passing, Spring 2008: Students with Disabilities																	
212 Grade	Reading / ELA			Mathematics			Writing			Science			Social Studies			All Tests Taken	
	Scale Score	Passing Standard	Com-mend	Scale Score	Passing Standard	Com-mend	Scale Score	Passing Standard	Com-mend	Scale Score	Passing Standard	Com-mend	Scale Score	Passing Standard	Com-mend	Passing Standard	Com-mend
3																	
4		*	*		*	*		*	*							*	*
5		*	*		*	*					*	*				*	*
6																	
Total		*	*		*	*		*	*		*	*				*	*

English TAKS-Modified Results % Passing, Spring 2009: Students with Disabilities																	
212 Grade	Reading / ELA			Mathematics			Writing			Science			Social Studies			All Tests Taken	
	Scale Score	Passing Standard	Com-mend	Scale Score	Passing Standard	Com-mend	Scale Score	Passing Standard	Com-mend	Scale Score	Passing Standard	Com-mend	Scale Score	Passing Standard	Com-mend	Passing Standard	Com-mend
3	*	*	*	*	*	*											
4				*	*	*		NSE									
5	*	*	*	*	*	*				*	*	*					
6	*	*	*	*	*	*											
Total	---	88	50	---	*	*	---			---	*	*					

English TAKS-Modified Results % Passing, Spring 2008: Students with Disabilities																	
212 Grade	Reading / ELA			Mathematics			Writing			Science			Social Studies			All Tests Taken	
	Scale Score	Passing Standard	Com-mend	Scale Score	Passing Standard	Com-mend	Scale Score	Passing Standard	Com-mend	Scale Score	Passing Standard	Com-mend	Scale Score	Passing Standard	Com-mend	Passing Standard	Com-mend
3	*	*	*	*	*	*											
4	*	*	*	*	*	*											
5	*	*	*	*	*	*				*	*	*					
6	*	*	*	*	*	*											
Total	---	71	29	---	80	40				---	*	*					

NSE: No Standard Established

* Fewer than 5 students tested

For grades and subjects with multiple test administrations, the first administration results are used.

English TAKS Results % Passing, Spring 2009: Students with Disabilities																	
214 Grade	Reading / ELA			Mathematics			Writing			Science			Social Studies			All Tests Taken	
	Scale Score	Passing Standard	Com-mend	Scale Score	Passing Standard	Com-mend	Scale Score	Passing Standard	Com-mend	Scale Score	Passing Standard	Com-mend	Scale Score	Passing Standard	Com-mend	Passing Standard	Com-mend
3	*	*	*	*	*	*											
4	*	*	*	*	*	*	*	*	*							*	*
5	*	*	*	2230	50	25				2249	40	40					
Total	---	38	13	---	67	13	---	*	*	---	40	40				*	*

English TAKS Results % Passing, Spring 2008: Students with Disabilities																	
214 Grade	Reading / ELA			Mathematics			Writing			Science			Social Studies			All Tests Taken	
	Scale Score	Passing Standard	Com-mend	Scale Score	Passing Standard	Com-mend	Scale Score	Passing Standard	Com-mend	Scale Score	Passing Standard	Com-mend	Scale Score	Passing Standard	Com-mend	Passing Standard	Com-mend
3	*	*	*	*	*	*											
4	*	*	*	2213	60	20	*	*	*							17	0
5	2081	50	0	2169	71	29				2050	50	0					
Total	---	55	9	---	69	23	---	*	*	---	50	0				17	0

Spanish TAKS Results % Passing, Spring 2009: Students with Disabilities														
214 Grade	Reading / ELA			Mathematics			Writing			Science			All Tests Taken	
	Scale Score	Passing Standard	Com-mend	Scale Score	Passing Standard	Com-mend	Scale Score	Passing Standard	Com-mend	Scale Score	Passing Standard	Com-mend	Passing Standard	Com-mend
3	*	*	*	*	*	*								
4	*	*	*	*	*	*	*	*	*				*	*
5														
Total	---	33	0	---	17	0	---	*	*				*	*

Spanish TAKS Results % Passing, Spring 2008: Students with Disabilities														
214 Grade	Reading / ELA			Mathematics			Writing			Science			All Tests Taken	
	Scale Score	Passing Standard	Com-mend	Scale Score	Passing Standard	Com-mend	Scale Score	Passing Standard	Com-mend	Scale Score	Passing Standard	Com-mend	Passing Standard	Com-mend
3	*	*	*	*	*	*								
4	*	*	*	*	*	*	*	*	*				*	*
5														
Total	---	*	*	---	*	*	---	*	*				*	*

* Fewer than 5 students tested

For grades and subjects with multiple test administrations, the first administration results are used.

English TAKS-Alternate Results % Passing, Spring 2009: Students with Disabilities

214 Grade	Reading / ELA			Mathematics			Writing			Science			Social Studies			All Tests Taken	
	Scale Score	Passing Standard	Com-mend	Scale Score	Passing Standard	Com-mend	Scale Score	Passing Standard	Com-mend	Scale Score	Passing Standard	Com-mend	Scale Score	Passing Standard	Com-mend	Passing Standard	Com-mend
3																	
4																	
5		*	*		*	*					*	*				*	0
Total		*	*		*	*					*	*				*	0

English TAKS-Alternate Results % Passing, Spring 2008: Students with Disabilities

214 Grade	Reading / ELA			Mathematics			Writing			Science			Social Studies			All Tests Taken	
	Scale Score	Passing Standard	Com-mend	Scale Score	Passing Standard	Com-mend	Scale Score	Passing Standard	Com-mend	Scale Score	Passing Standard	Com-mend	Scale Score	Passing Standard	Com-mend	Passing Standard	Com-mend
3																	
4		*	*		*	*		*	*							*	*
5																	
Total		*	*		*	*		*	*							*	*

English TAKS-Modified Results % Passing, Spring 2009: Students with Disabilities

214 Grade	Reading / ELA			Mathematics			Writing			Science			Social Studies			All Tests Taken	
	Scale Score	Passing Standard	Com-mend	Scale Score	Passing Standard	Com-mend	Scale Score	Passing Standard	Com-mend	Scale Score	Passing Standard	Com-mend	Scale Score	Passing Standard	Com-mend	Passing Standard	Com-mend
3	2190	60	20	2208	80	0											
4	*	*	*	*	*	*		NSE									
5	2202	60	0	*	*	*				2071	60	0					
Total	---	71	7	---	67	0	---			---	60	0					

English TAKS-Modified Results % Passing, Spring 2008: Students with Disabilities

214 Grade	Reading / ELA			Mathematics			Writing			Science			Social Studies			All Tests Taken	
	Scale Score	Passing Standard	Com-mend	Scale Score	Passing Standard	Com-mend	Scale Score	Passing Standard	Com-mend	Scale Score	Passing Standard	Com-mend	Scale Score	Passing Standard	Com-mend	Passing Standard	Com-mend
3	*	*	*	*	*	*											
4	*	*	*	*	*	*											
5	*	*	*	*	*	*				*	*	*					
Total	---	56	0	---	57	0				---	*	*					

NSE: No Standard Established

* Fewer than 5 students tested

For grades and subjects with multiple test administrations, the first administration results are used.

English TAKS Results % Passing, Spring 2009: Students with Disabilities																	
216 Grade	Reading / ELA			Mathematics			Writing			Science			Social Studies			All Tests Taken	
	Scale Score	Passing Standard	Com-mend	Scale Score	Passing Standard	Com-mend	Scale Score	Passing Standard	Com-mend	Scale Score	Passing Standard	Com-mend	Scale Score	Passing Standard	Com-mend	Passing Standard	Com-mend
3	*	*	*	*	*	*											
4	*	*	*	*	*	*	*	*	*							*	*
5	2057	43	0	2039	50	0				2128	50	17					
Total	---	54	0	---	67	0	---	*	*	---	50	17				*	*

English TAKS Results % Passing, Spring 2008: Students with Disabilities																	
216 Grade	Reading / ELA			Mathematics			Writing			Science			Social Studies			All Tests Taken	
	Scale Score	Passing Standard	Com-mend	Scale Score	Passing Standard	Com-mend	Scale Score	Passing Standard	Com-mend	Scale Score	Passing Standard	Com-mend	Scale Score	Passing Standard	Com-mend	Passing Standard	Com-mend
3	*	*	*	*	*	*											
4	*	*	*	*	*	*	*	*	*							*	*
5	1984	36	0	2003	27	18				2014	45	0					
Total	---	53	0	---	47	12	---	*	*	---	45	0				*	*

Spanish TAKS Results % Passing, Spring 2009: Students with Disabilities														
216 Grade	Reading / ELA			Mathematics			Writing			Science			All Tests Taken	
	Scale Score	Passing Standard	Com-mend	Scale Score	Passing Standard	Com-mend	Scale Score	Passing Standard	Com-mend	Scale Score	Passing Standard	Com-mend	Passing Standard	Com-mend
3	*	*	*	*	*	*								
4	*	*	*	*	*	*	*	*	*				*	*
5														
Total	---	20	0	---	20	0	---	*	*				*	*

Spanish TAKS Results % Passing, Spring 2008: Students with Disabilities														
216 Grade	Reading / ELA			Mathematics			Writing			Science			All Tests Taken	
	Scale Score	Passing Standard	Com-mend	Scale Score	Passing Standard	Com-mend	Scale Score	Passing Standard	Com-mend	Scale Score	Passing Standard	Com-mend	Passing Standard	Com-mend
3	*	*	*	*	*	*								
4	*	*	*	*	*	*	*	*	*				*	*
5														
Total	---	71	0	---	71	29	---	*	*				*	*

* Fewer than 5 students tested

For grades and subjects with multiple test administrations, the first administration results are used.

English TAKS-Alternate Results % Passing, Spring 2009: Students with Disabilities

216 Grade	Reading / ELA			Mathematics			Writing			Science			Social Studies			All Tests Taken	
	Scale Score	Passing Standard	Com-mend	Scale Score	Passing Standard	Com-mend	Scale Score	Passing Standard	Com-mend	Scale Score	Passing Standard	Com-mend	Scale Score	Passing Standard	Com-mend	Passing Standard	Com-mend
3																	
4																	
5		*	*		*	*					*	*				*	0
Total		*	*		*	*					*	*				*	0

English TAKS-Alternate Results % Passing, Spring 2008: Students with Disabilities

216 Grade	Reading / ELA			Mathematics			Writing			Science			Social Studies			All Tests Taken	
	Scale Score	Passing Standard	Com-mend	Scale Score	Passing Standard	Com-mend	Scale Score	Passing Standard	Com-mend	Scale Score	Passing Standard	Com-mend	Scale Score	Passing Standard	Com-mend	Passing Standard	Com-mend
3																	
4		*	*		*	*		*	*							*	*
5																	
Total		*	*		*	*		*	*							*	*

English TAKS-Modified Results % Passing, Spring 2009: Students with Disabilities

216 Grade	Reading / ELA			Mathematics			Writing			Science			Social Studies			All Tests Taken	
	Scale Score	Passing Standard	Com-mend	Scale Score	Passing Standard	Com-mend	Scale Score	Passing Standard	Com-mend	Scale Score	Passing Standard	Com-mend	Scale Score	Passing Standard	Com-mend	Passing Standard	Com-mend
3	*	*	*	*	*	*											
4	*	*	*	*	*	*		NSE									
5	*	*	*	*	*	*				*	*	*					
Total	---	29	0	---	63	13	---			---	*	*					

English TAKS-Modified Results % Passing, Spring 2008: Students with Disabilities

216 Grade	Reading / ELA			Mathematics			Writing			Science			Social Studies			All Tests Taken	
	Scale Score	Passing Standard	Com-mend	Scale Score	Passing Standard	Com-mend	Scale Score	Passing Standard	Com-mend	Scale Score	Passing Standard	Com-mend	Scale Score	Passing Standard	Com-mend	Passing Standard	Com-mend
3	*	*	*	*	*	*											
4	*	*	*	*	*	*											
5	*	*	*	*	*	*				*	*	*					
Total	---	83	0	---	83	17				---	*	*					

NSE: No Standard Established

* Fewer than 5 students tested

For grades and subjects with multiple test administrations, the first administration results are used.

English TAKS Results % Passing, Spring 2009: Students with Disabilities																	
220 Grade	Reading / ELA			Mathematics			Writing			Science			Social Studies			All Tests Taken	
	Scale Score	Passing Standard	Com-mend	Scale Score	Passing Standard	Com-mend	Scale Score	Passing Standard	Com-mend	Scale Score	Passing Standard	Com-mend	Scale Score	Passing Standard	Com-mend	Passing Standard	Com-mend
3																	
4	*	*	*	*	*	*	*	*	*							*	*
5	*	*	*	*	*	*				*	*	*					
Total	---	*	*	---	*	*	---	*	*	---	*	*				*	*

English TAKS Results % Passing, Spring 2008: Students with Disabilities																	
220 Grade	Reading / ELA			Mathematics			Writing			Science			Social Studies			All Tests Taken	
	Scale Score	Passing Standard	Com-mend	Scale Score	Passing Standard	Com-mend	Scale Score	Passing Standard	Com-mend	Scale Score	Passing Standard	Com-mend	Scale Score	Passing Standard	Com-mend	Passing Standard	Com-mend
3	*	*	*	*	*	*											
4	*	*	*	*	*	*	*	*	*							0	0
5	*	*	*	*	*	*				*	*	*					
Total	---	38	0	---	13	0	---	*	*	---	*	*				0	0

Spanish TAKS Results % Passing, Spring 2009: Students with Disabilities														
220 Grade	Reading / ELA			Mathematics			Writing			Science			All Tests Taken	
	Scale Score	Passing Standard	Com-mend	Scale Score	Passing Standard	Com-mend	Scale Score	Passing Standard	Com-mend	Scale Score	Passing Standard	Com-mend	Passing Standard	Com-mend
Neither Spanish TAKS nor TAKS-A was tested on the campus for this group in 2009.														

Spanish TAKS Results % Passing, Spring 2008: Students with Disabilities														
220 Grade	Reading / ELA			Mathematics			Writing			Science			All Tests Taken	
	Scale Score	Passing Standard	Com-mend	Scale Score	Passing Standard	Com-mend	Scale Score	Passing Standard	Com-mend	Scale Score	Passing Standard	Com-mend	Passing Standard	Com-mend
Neither Spanish TAKS nor TAKS-A was tested on the campus for this group in 2008.														

* Fewer than 5 students tested

For grades and subjects with multiple test administrations, the first administration results are used.

English TAKS-Alternate Results % Passing, Spring 2009: Students with Disabilities																		
220 Grade	Reading / ELA			Mathematics			Writing			Science			Social Studies			All Tests Taken		
	Scale Score	Passing Standard	Com-mend	Scale Score	Passing Standard	Com-mend	Scale Score	Passing Standard	Com-mend	Scale Score	Passing Standard	Com-mend	Scale Score	Passing Standard	Com-mend	Passing Standard	Com-mend	
3																		
4																		
5		*	*		*	*										*	0	
Total		*	*		*	*										*	0	

English TAKS-Alternate Results % Passing, Spring 2008: Students with Disabilities																	
220 Grade	Reading / ELA			Mathematics			Writing			Science			Social Studies			All Tests Taken	
	Scale Score	Passing Standard	Com-mend	Scale Score	Passing Standard	Com-mend	Scale Score	Passing Standard	Com-mend	Scale Score	Passing Standard	Com-mend	Scale Score	Passing Standard	Com-mend	Passing Standard	Com-mend
3																	
4		*	*		*	*		*	*							*	*
5																	
Total		*	*		*	*		*	*							*	*

English TAKS-Modified Results % Passing, Spring 2009: Students with Disabilities																		
220 Grade	Reading / ELA			Mathematics			Writing			Science			Social Studies			All Tests Taken		
	Scale Score	Passing Standard	Com-mend	Scale Score	Passing Standard	Com-mend	Scale Score	Passing Standard	Com-mend	Scale Score	Passing Standard	Com-mend	Scale Score	Passing Standard	Com-mend	Passing Standard	Com-mend	
3	*	*	*	*	*	*												
4	*	*	*	*	*	*												
5	2207	71	14	2130	57	0				1982	17	0						
Total	---	78	11	---	70	10				---	17	0						

English TAKS-Modified Results % Passing, Spring 2008: Students with Disabilities																	
220 Grade	Reading / ELA			Mathematics			Writing			Science			Social Studies			All Tests Taken	
	Scale Score	Passing Standard	Com-mend	Scale Score	Passing Standard	Com-mend	Scale Score	Passing Standard	Com-mend	Scale Score	Passing Standard	Com-mend	Scale Score	Passing Standard	Com-mend	Passing Standard	Com-mend
3																	
4	2137	50	17	2295	100	20											
5	2076	40	0	2104	60	0				*	*	*					
Total	---	45	9	---	80	10				---	*	*					

NSE: No Standard Established

* Fewer than 5 students tested

For grades and subjects with multiple test administrations, the first administration results are used.

English TAKS Results % Passing, Spring 2009: Students with Disabilities																	
222 Grade	Reading / ELA			Mathematics			Writing			Science			Social Studies			All Tests Taken	
	Scale Score	Passing Standard	Com-mend	Scale Score	Passing Standard	Com-mend	Scale Score	Passing Standard	Com-mend	Scale Score	Passing Standard	Com-mend	Scale Score	Passing Standard	Com-mend	Passing Standard	Com-mend
3	*		*	*		*											
4	*		*	*		*	*		*							*	*
5																	
6																	
Total	---		*	---		*	---		*							*	*

English TAKS Results % Passing, Spring 2008: Students with Disabilities																	
222 Grade	Reading / ELA			Mathematics			Writing			Science			Social Studies			All Tests Taken	
	Scale Score	Passing Standard	Com-mend	Scale Score	Passing Standard	Com-mend	Scale Score	Passing Standard	Com-mend	Scale Score	Passing Standard	Com-mend	Scale Score	Passing Standard	Com-mend	Passing Standard	Com-mend
Neither English TAKS nor TAKS-A was tested on the campus for this group in 2008.																	

Spanish TAKS Results % Passing, Spring 2009: Students with Disabilities														
222 Grade	Reading / ELA			Mathematics			Writing			Science			All Tests Taken	
	Scale Score	Passing Standard	Com-mend	Scale Score	Passing Standard	Com-mend	Scale Score	Passing Standard	Com-mend	Scale Score	Passing Standard	Com-mend	Passing Standard	Com-mend
3	*		*	*		*								
4														
5														
6														
Total	---		*	---		*								

Spanish TAKS Results % Passing, Spring 2008: Students with Disabilities														
222 Grade	Reading / ELA			Mathematics			Writing			Science			All Tests Taken	
	Scale Score	Passing Standard	Com-mend	Scale Score	Passing Standard	Com-mend	Scale Score	Passing Standard	Com-mend	Scale Score	Passing Standard	Com-mend	Passing Standard	Com-mend
3	*		*	*		*								
4														
5														
6														
Total	---		*	---		*								

* Fewer than 5 students tested

For grades and subjects with multiple test administrations, the first administration results are used.

English TAKS-Alternate Results % Passing, Spring 2009: Students with Disabilities																	
222 Grade	Reading / ELA			Mathematics			Writing			Science			Social Studies			All Tests Taken	
	Scale Score	Passing Standard	Com-mend	Scale Score	Passing Standard	Com-mend	Scale Score	Passing Standard	Com-mend	Scale Score	Passing Standard	Com-mend	Scale Score	Passing Standard	Com-mend	Passing Standard	Com-mend
3		*	*		*	*										*	*
4																	
5																	
6																	
Total		*	*		*	*										*	*

English TAKS-Alternate Results % Passing, Spring 2008: Students with Disabilities																	
222 Grade	Reading / ELA			Mathematics			Writing			Science			Social Studies			All Tests Taken	
	Scale Score	Passing Standard	Com-mend	Scale Score	Passing Standard	Com-mend	Scale Score	Passing Standard	Com-mend	Scale Score	Passing Standard	Com-mend	Scale Score	Passing Standard	Com-mend	Passing Standard	Com-mend
English TAKS-Alt was not tested on the campus for this group in 2008.																	

English TAKS-Modified Results % Passing, Spring 2009: Students with Disabilities																	
222 Grade	Reading / ELA			Mathematics			Writing			Science			Social Studies			All Tests Taken	
	Scale Score	Passing Standard	Com-mend	Scale Score	Passing Standard	Com-mend	Scale Score	Passing Standard	Com-mend	Scale Score	Passing Standard	Com-mend	Scale Score	Passing Standard	Com-mend	Passing Standard	Com-mend
3	*	*	*	*	*	*											
4	*	*	*	*	*	*		NSE									
5																	
6																	
Total	---	*	*	---	*	*	---										

English TAKS-Modified Results % Passing, Spring 2008: Students with Disabilities																	
222 Grade	Reading / ELA			Mathematics			Writing			Science			Social Studies			All Tests Taken	
	Scale Score	Passing Standard	Com-mend	Scale Score	Passing Standard	Com-mend	Scale Score	Passing Standard	Com-mend	Scale Score	Passing Standard	Com-mend	Scale Score	Passing Standard	Com-mend	Passing Standard	Com-mend
3	*	*	*	*	*	*											
4																	
5	*	*	*	*	*	*				*	*	*					
6																	
Total	---	*	*	---	*	*				---	*	*					

NSE: No Standard Established

* Fewer than 5 students tested

For grades and subjects with multiple test administrations, the first administration results are used.

English TAKS Results % Passing, Spring 2009: Students with Disabilities																	
186 Grade	Reading / ELA			Mathematics			Writing			Science			Social Studies			All Tests Taken	
	Scale Score	Passing Standard	Com-mend	Scale Score	Passing Standard	Com-mend	Scale Score	Passing Standard	Com-mend	Scale Score	Passing Standard	Com-mend	Scale Score	Passing Standard	Com-mend	Passing Standard	Com-mend
3	2005	60	0	2098	67	17											
4	2073	40	0	2114	40	20	2186	40	0							40	0
5	1956	33	0	1956	27	0				1952	33	11					
Total	---	42	0	---	41	9	---	40	0	---	33	11				40	0

English TAKS Results % Passing, Spring 2008: Students with Disabilities																	
186 Grade	Reading / ELA			Mathematics			Writing			Science			Social Studies			All Tests Taken	
	Scale Score	Passing Standard	Com-mend	Scale Score	Passing Standard	Com-mend	Scale Score	Passing Standard	Com-mend	Scale Score	Passing Standard	Com-mend	Scale Score	Passing Standard	Com-mend	Passing Standard	Com-mend
3	*	*	*	*	*	*											
4	1928	25	0	1971	30	0	2061	43	0							10	0
5	1779	0	0	1816	13	0				1850	11	0					
Total	---	11	0	---	20	0	---	43	0	---	11	0				10	0

Spanish TAKS Results % Passing, Spring 2009: Students with Disabilities														
186 Grade	Reading / ELA			Mathematics			Writing			Science			All Tests Taken	
	Scale Score	Passing Standard	Com-mend	Scale Score	Passing Standard	Com-mend	Scale Score	Passing Standard	Com-mend	Scale Score	Passing Standard	Com-mend	Passing Standard	Com-mend
3	*	*	*	*	*	*								
4	*	*	*	*	*	*	*	*	*				*	*
5														
Total	---	*	*	---	*	*	---	*	*				*	*

Spanish TAKS Results % Passing, Spring 2008: Students with Disabilities														
186 Grade	Reading / ELA			Mathematics			Writing			Science			All Tests Taken	
	Scale Score	Passing Standard	Com-mend	Scale Score	Passing Standard	Com-mend	Scale Score	Passing Standard	Com-mend	Scale Score	Passing Standard	Com-mend	Passing Standard	Com-mend
3	*	*	*	*	*	*								
4														
5														
Total	---	*	*	---	*	*								

* Fewer than 5 students tested

For grades and subjects with multiple test administrations, the first administration results are used.

English TAKS-Alternate Results % Passing, Spring 2009: Students with Disabilities																	
186 Grade	Reading / ELA			Mathematics			Writing			Science			Social Studies			All Tests Taken	
	Scale Score	Passing Standard	Com-mend	Scale Score	Passing Standard	Com-mend	Scale Score	Passing Standard	Com-mend	Scale Score	Passing Standard	Com-mend	Scale Score	Passing Standard	Com-mend	Passing Standard	Com-mend
3		*	*		*	*										*	*
4																	
5		*	*		*	*					*	*				*	*
Total		60	0		60	0					*	*				60	0

English TAKS-Alternate Results % Passing, Spring 2008: Students with Disabilities																	
186 Grade	Reading / ELA			Mathematics			Writing			Science			Social Studies			All Tests Taken	
	Scale Score	Passing Standard	Com-mend	Scale Score	Passing Standard	Com-mend	Scale Score	Passing Standard	Com-mend	Scale Score	Passing Standard	Com-mend	Scale Score	Passing Standard	Com-mend	Passing Standard	Com-mend
3		*	*		*	*										*	*
4		*	*		*	*		*	*							*	*
5		*	*		*	*					*	*				*	*
Total		*	*		*	*		*	*		*	*				*	*

English TAKS-Modified Results % Passing, Spring 2009: Students with Disabilities																	
186 Grade	Reading / ELA			Mathematics			Writing			Science			Social Studies			All Tests Taken	
	Scale Score	Passing Standard	Com-mend	Scale Score	Passing Standard	Com-mend	Scale Score	Passing Standard	Com-mend	Scale Score	Passing Standard	Com-mend	Scale Score	Passing Standard	Com-mend	Passing Standard	Com-mend
3	*	*	*	*	*	*											
4	*	*	*	*	*	*		NSE									
5	*	*	*	*	*	*				*	*	*					
Total	---	86	0	---	57	0	---			---	*	*					

English TAKS-Modified Results % Passing, Spring 2008: Students with Disabilities																	
186 Grade	Reading / ELA			Mathematics			Writing			Science			Social Studies			All Tests Taken	
	Scale Score	Passing Standard	Com-mend	Scale Score	Passing Standard	Com-mend	Scale Score	Passing Standard	Com-mend	Scale Score	Passing Standard	Com-mend	Scale Score	Passing Standard	Com-mend	Passing Standard	Com-mend
3	*	*	*	*	*	*											
4	*	*	*	*	*	*											
5	*	*	*	*	*	*				*	*	*					
Total	---	38	0	---	38	0				---	*	*					

NSE: No Standard Established

* Fewer than 5 students tested

For grades and subjects with multiple test administrations, the first administration results are used.

English TAKS Results % Passing, Spring 2009: Students with Disabilities																	
233 Grade	Reading / ELA			Mathematics			Writing			Science			Social Studies			All Tests Taken	
	Scale Score	Passing Standard	Com-mend	Scale Score	Passing Standard	Com-mend	Scale Score	Passing Standard	Com-mend	Scale Score	Passing Standard	Com-mend	Scale Score	Passing Standard	Com-mend	Passing Standard	Com-mend
3	*	*	*	*	*	*											
4	*	*	*	*	*	*	*	*	*							*	*
5	*	*	*	2096	29	29				*	*	*					
Total	---	14	0	---	27	18	---	*	*	---	*	*				*	*

English TAKS Results % Passing, Spring 2008: Students with Disabilities																	
233 Grade	Reading / ELA			Mathematics			Writing			Science			Social Studies			All Tests Taken	
	Scale Score	Passing Standard	Com-mend	Scale Score	Passing Standard	Com-mend	Scale Score	Passing Standard	Com-mend	Scale Score	Passing Standard	Com-mend	Scale Score	Passing Standard	Com-mend	Passing Standard	Com-mend
3	*	*	*	*	*	*											
4	*	*	*	*	*	*	*	*	*							*	*
5	1989	20	0	*	*	*				2036	40	20					
Total	---	20	0	---	22	0	---	*	*	---	40	20				*	*

Spanish TAKS Results % Passing, Spring 2009: Students with Disabilities														
233 Grade	Reading / ELA			Mathematics			Writing			Science			All Tests Taken	
	Scale Score	Passing Standard	Com-mend	Scale Score	Passing Standard	Com-mend	Scale Score	Passing Standard	Com-mend	Scale Score	Passing Standard	Com-mend	Passing Standard	Com-mend
3														
4	*	*	*	*	*	*	*	*	*				*	*
5														
Total	---	*	*	---	*	*	---	*	*				*	*

Spanish TAKS Results % Passing, Spring 2008: Students with Disabilities														
233 Grade	Reading / ELA			Mathematics			Writing			Science			All Tests Taken	
	Scale Score	Passing Standard	Com-mend	Scale Score	Passing Standard	Com-mend	Scale Score	Passing Standard	Com-mend	Scale Score	Passing Standard	Com-mend	Passing Standard	Com-mend
3	*	*	*	*	*	*								
4	*	*	*	*	*	*	*	*	*				*	*
5														
Total	---	*	*	---	*	*	---	*	*				*	*

* Fewer than 5 students tested

For grades and subjects with multiple test administrations, the first administration results are used.

English TAKS-Alternate Results % Passing, Spring 2009: Students with Disabilities																	
233 Grade	Reading / ELA			Mathematics			Writing			Science			Social Studies			All Tests Taken	
	Scale Score	Passing Standard	Com-mend	Scale Score	Passing Standard	Com-mend	Scale Score	Passing Standard	Com-mend	Scale Score	Passing Standard	Com-mend	Scale Score	Passing Standard	Com-mend	Passing Standard	Com-mend
3		*	*		*	*										*	*
4		*	*		*	*		*	*							*	0
5		*	*		*	*					*	*				*	0
Total		*	*		*	*		*	*		*	*				*	*

English TAKS-Alternate Results % Passing, Spring 2008: Students with Disabilities																	
233 Grade	Reading / ELA			Mathematics			Writing			Science			Social Studies			All Tests Taken	
	Scale Score	Passing Standard	Com-mend	Scale Score	Passing Standard	Com-mend	Scale Score	Passing Standard	Com-mend	Scale Score	Passing Standard	Com-mend	Scale Score	Passing Standard	Com-mend	Passing Standard	Com-mend
3		*	*		*	*										*	*
4		*	*		*	*		*	*							*	*
5		*	*		*	*					*	*				*	*
Total		*	*		*	*		*	*		*	*				*	*

English TAKS-Modified Results % Passing, Spring 2009: Students with Disabilities																	
233 Grade	Reading / ELA			Mathematics			Writing			Science			Social Studies			All Tests Taken	
	Scale Score	Passing Standard	Com-mend	Scale Score	Passing Standard	Com-mend	Scale Score	Passing Standard	Com-mend	Scale Score	Passing Standard	Com-mend	Scale Score	Passing Standard	Com-mend	Passing Standard	Com-mend
3	*	*	*	*	*	*											
4	*	*	*	*	*	*		NSE									
5	*	*	*	*	*	*				*	*	*					
Total	---	60	0	---	33	0	---			---	*	*					

English TAKS-Modified Results % Passing, Spring 2008: Students with Disabilities																	
233 Grade	Reading / ELA			Mathematics			Writing			Science			Social Studies			All Tests Taken	
	Scale Score	Passing Standard	Com-mend	Scale Score	Passing Standard	Com-mend	Scale Score	Passing Standard	Com-mend	Scale Score	Passing Standard	Com-mend	Scale Score	Passing Standard	Com-mend	Passing Standard	Com-mend
3	*	*	*	*	*	*											
4	*	*	*	*	*	*											
5	*	*	*	*	*	*				*	*	*					
Total	---	50	0	---	71	14				---	*	*					

NSE: No Standard Established

* Fewer than 5 students tested

For grades and subjects with multiple test administrations, the first administration results are used.

English TAKS Results % Passing, Spring 2009: Students with Disabilities																	
234 Grade	Reading / ELA			Mathematics			Writing			Science			Social Studies			All Tests Taken	
	Scale Score	Passing Standard	Com-mend	Scale Score	Passing Standard	Com-mend	Scale Score	Passing Standard	Com-mend	Scale Score	Passing Standard	Com-mend	Scale Score	Passing Standard	Com-mend	Passing Standard	Com-mend
3																	
4	*	*	*	*	*	*	*	*	*							*	*
5	*	*	*														
6	*	*	*	*	*	*										*	*
7																	
8	*	*	*	*	*	*				*	*	*	*	*	*		
Total	---	67	11	---	50	13	---	*	*	---	*	*	---	*	*	67	17

English TAKS Results % Passing, Spring 2008: Students with Disabilities																	
234 Grade	Reading / ELA			Mathematics			Writing			Science			Social Studies			All Tests Taken	
	Scale Score	Passing Standard	Com-mend	Scale Score	Passing Standard	Com-mend	Scale Score	Passing Standard	Com-mend	Scale Score	Passing Standard	Com-mend	Scale Score	Passing Standard	Com-mend	Passing Standard	Com-mend
3																	
4																	
5	*	*	*	*	*	*				*	*	*					
6	*	*	*	*	*	*										*	*
7																	
Total	---	40	0	---	40	0				---	*	*				*	*

Spanish TAKS Results % Passing, Spring 2009: Students with Disabilities														
234 Grade	Reading / ELA			Mathematics			Writing			Science			All Tests Taken	
	Scale Score	Passing Standard	Com-mend	Scale Score	Passing Standard	Com-mend	Scale Score	Passing Standard	Com-mend	Scale Score	Passing Standard	Com-mend	Passing Standard	Com-mend
3	*	*	*	*	*	*								
4														
5														
6														
Total	---	*	*	---	*	*								

Spanish TAKS Results % Passing, Spring 2008: Students with Disabilities														
234 Grade	Reading / ELA			Mathematics			Writing			Science			All Tests Taken	
	Scale Score	Passing Standard	Com-mend	Scale Score	Passing Standard	Com-mend	Scale Score	Passing Standard	Com-mend	Scale Score	Passing Standard	Com-mend	Passing Standard	Com-mend
Neither Spanish TAKS nor TAKS-A was tested on the campus for this group in 2008.														

* Fewer than 5 students tested

For grades and subjects with multiple test administrations, the first administration results are used.

English TAKS-Alternate Results % Passing, Spring 2009: Students with Disabilities

234 Grade	Reading / ELA			Mathematics			Writing			Science			Social Studies			All Tests Taken	
	Scale Score	Passing Standard	Com-mend	Scale Score	Passing Standard	Com-mend	Scale Score	Passing Standard	Com-mend	Scale Score	Passing Standard	Com-mend	Scale Score	Passing Standard	Com-mend	Passing Standard	Com-mend

English TAKS-Alt was not tested on the campus for this group in 2009.

English TAKS-Alternate Results % Passing, Spring 2008: Students with Disabilities

234 Grade	Reading / ELA			Mathematics			Writing			Science			Social Studies			All Tests Taken	
	Scale Score	Passing Standard	Com-mend	Scale Score	Passing Standard	Com-mend	Scale Score	Passing Standard	Com-mend	Scale Score	Passing Standard	Com-mend	Scale Score	Passing Standard	Com-mend	Passing Standard	Com-mend

English TAKS-Alt was not tested on the campus for this group in 2008.

English TAKS-Modified Results % Passing, Spring 2009: Students with Disabilities

234 Grade	Reading / ELA			Mathematics			Writing			Science			Social Studies			All Tests Taken	
	Scale Score	Passing Standard	Com-mend	Scale Score	Passing Standard	Com-mend	Scale Score	Passing Standard	Com-mend	Scale Score	Passing Standard	Com-mend	Scale Score	Passing Standard	Com-mend	Passing Standard	Com-mend
3	*		*	*		*											
4				*		*											
5	*		*	*		*				*		*			*		
6																	
7																	
8																	
Total	---		*	---	71	29				---		*			*		

English TAKS-Modified Results % Passing, Spring 2008: Students with Disabilities

234 Grade	Reading / ELA			Mathematics			Writing			Science			Social Studies			All Tests Taken	
	Scale Score	Passing Standard	Com-mend	Scale Score	Passing Standard	Com-mend	Scale Score	Passing Standard	Com-mend	Scale Score	Passing Standard	Com-mend	Scale Score	Passing Standard	Com-mend	Passing Standard	Com-mend
3																	
4																	
5	*		*	*		*				*		*			*		
6																	
7																	
Total	---		*	---	*	*				---		*			*		

NSE: No Standard Established

* Fewer than 5 students tested

For grades and subjects with multiple test administrations, the first administration results are used.

English TAKS Results % Passing, Spring 2009: Students with Disabilities																	
281 Grade	Reading / ELA			Mathematics			Writing			Science			Social Studies			All Tests Taken	
	Scale Score	Passing Standard	Com-mend	Scale Score	Passing Standard	Com-mend	Scale Score	Passing Standard	Com-mend	Scale Score	Passing Standard	Com-mend	Scale Score	Passing Standard	Com-mend	Passing Standard	Com-mend
3																	
4	*	*	*	*	*	*	*	*	*							*	*
5	*	*	*	*	*	*				*	*	*					
Total	---	*	*	---	*	*	---	*	*	---	*	*				*	*

English TAKS Results % Passing, Spring 2008: Students with Disabilities																	
281 Grade	Reading / ELA			Mathematics			Writing			Science			Social Studies			All Tests Taken	
	Scale Score	Passing Standard	Com-mend	Scale Score	Passing Standard	Com-mend	Scale Score	Passing Standard	Com-mend	Scale Score	Passing Standard	Com-mend	Scale Score	Passing Standard	Com-mend	Passing Standard	Com-mend
3	*	*	*	*	*	*											
4	*	*	*	*	*	*	2029	60	0							20	0
5	*	*	*	*	*	*				2191	67	33					
Total	---	29	0	---	50	10	---	60	0	---	67	33				20	0

Spanish TAKS Results % Passing, Spring 2009: Students with Disabilities															
281 Grade	Reading / ELA			Mathematics			Writing			Science			All Tests Taken		
	Scale Score	Passing Standard	Com-mend	Scale Score	Passing Standard	Com-mend	Scale Score	Passing Standard	Com-mend	Scale Score	Passing Standard	Com-mend	Passing Standard	Com-mend	
3	*	<div><div></div></div> *	*	*	<div><div></div></div> *	*		<div><div></div></div>			<div><div></div></div>		<div><div></div></div>		
4	*	<div><div></div></div> *	*	*	<div><div></div></div> *	*	*	<div><div></div></div> *	*		<div><div></div></div>		<div><div></div></div> *	*	
5		<div><div></div></div>			<div><div></div></div>			<div><div></div></div>			<div><div></div></div>		<div><div></div></div>		
Total	---	<div><div></div></div> *	*	---	<div><div></div></div> 60	0	---	<div><div></div></div> *	*		<div><div></div></div>		<div><div></div></div> *	*	

Spanish TAKS Results % Passing, Spring 2008: Students with Disabilities															
281 Grade	Reading / ELA			Mathematics			Writing			Science			All Tests Taken		
	Scale Score	Passing Standard	Com-mend	Scale Score	Passing Standard	Com-mend	Scale Score	Passing Standard	Com-mend	Scale Score	Passing Standard	Com-mend	Passing Standard	Com-mend	
3		<div><div></div></div>			<div><div></div></div>			<div><div></div></div>			<div><div></div></div>		<div><div></div></div>		
4	*	<div><div></div></div> *	*	*	<div><div></div></div> *	*	*	<div><div></div></div> *	*		<div><div></div></div>		<div><div></div></div> *	*	
5		<div><div></div></div>			<div><div></div></div>			<div><div></div></div>			<div><div></div></div>		<div><div></div></div>		
Total	---	<div><div></div></div> *	*	---	<div><div></div></div> *	*	---	<div><div></div></div> *	*		<div><div></div></div>		<div><div></div></div> *	*	

* Fewer than 5 students tested

For grades and subjects with multiple test administrations, the first administration results are used.

English TAKS-Alternate Results % Passing, Spring 2009: Students with Disabilities

281 Grade	Reading / ELA			Mathematics			Writing			Science			Social Studies			All Tests Taken	
	Scale Score	Passing Standard	Com-mend	Scale Score	Passing Standard	Com-mend	Scale Score	Passing Standard	Com-mend	Scale Score	Passing Standard	Com-mend	Scale Score	Passing Standard	Com-mend	Passing Standard	Com-mend

English TAKS-Alt was not tested on the campus for this group in 2009.

English TAKS-Alternate Results % Passing, Spring 2008: Students with Disabilities

281 Grade	Reading / ELA			Mathematics			Writing			Science			Social Studies			All Tests Taken	
	Scale Score	Passing Standard	Com-mend	Scale Score	Passing Standard	Com-mend	Scale Score	Passing Standard	Com-mend	Scale Score	Passing Standard	Com-mend	Scale Score	Passing Standard	Com-mend	Passing Standard	Com-mend

English TAKS-Alt was not tested on the campus for this group in 2008.

English TAKS-Modified Results % Passing, Spring 2009: Students with Disabilities

281 Grade	Reading / ELA			Mathematics			Writing			Science			Social Studies			All Tests Taken	
	Scale Score	Passing Standard	Com-mend	Scale Score	Passing Standard	Com-mend	Scale Score	Passing Standard	Com-mend	Scale Score	Passing Standard	Com-mend	Scale Score	Passing Standard	Com-mend	Passing Standard	Com-mend
3																	
4	*	*	*	*	*	*		NSE									
5																	
Total	---	*	*	---	*	*	---										

English TAKS-Modified Results % Passing, Spring 2008: Students with Disabilities

281 Grade	Reading / ELA			Mathematics			Writing			Science			Social Studies			All Tests Taken	
	Scale Score	Passing Standard	Com-mend	Scale Score	Passing Standard	Com-mend	Scale Score	Passing Standard	Com-mend	Scale Score	Passing Standard	Com-mend	Scale Score	Passing Standard	Com-mend	Passing Standard	Com-mend
3	*	*	*	*	*	*											
4	*	*	*	*	*	*											
5	*	*	*	*	*	*											
Total	---	83	17	---	*	*											

NSE: No Standard Established

* Fewer than 5 students tested

For grades and subjects with multiple test administrations, the first administration results are used.

English TAKS Results % Passing, Spring 2009: Students with Disabilities																	
244 Grade	Reading / ELA			Mathematics			Writing			Science			Social Studies			All Tests Taken	
	Scale Score	Passing Standard	Com-mend	Scale Score	Passing Standard	Com-mend	Scale Score	Passing Standard	Com-mend	Scale Score	Passing Standard	Com-mend	Scale Score	Passing Standard	Com-mend	Passing Standard	Com-mend
3	*	*	*	2162	83	0											
4	*	*	*	*	*	*	*	*	*							*	*
5	*	*	*	*	*	*				*	*	*					
Total	---	40	0	---	75	8	---	*	*	---	*	*				*	*

English TAKS Results % Passing, Spring 2008: Students with Disabilities																	
244 Grade	Reading / ELA			Mathematics			Writing			Science			Social Studies			All Tests Taken	
	Scale Score	Passing Standard	Com-mend	Scale Score	Passing Standard	Com-mend	Scale Score	Passing Standard	Com-mend	Scale Score	Passing Standard	Com-mend	Scale Score	Passing Standard	Com-mend	Passing Standard	Com-mend
3	*	*	*	*	*	*											
4	1986	40	0	2039	40	0	*	*	*							20	0
5	*	*	*	2193	80	20				2135	50	17					
Total	---	25	0	---	54	8	---	*	*	---	50	17				20	0

Spanish TAKS Results % Passing, Spring 2009: Students with Disabilities														
244 Grade	Reading / ELA			Mathematics			Writing			Science			All Tests Taken	
	Scale Score	Passing Standard	Com-mend	Scale Score	Passing Standard	Com-mend	Scale Score	Passing Standard	Com-mend	Scale Score	Passing Standard	Com-mend	Passing Standard	Com-mend
3	*	*	*	*	*	*								
4														
5														
Total	---	*	*	---	*	*								

Spanish TAKS Results % Passing, Spring 2008: Students with Disabilities														
244 Grade	Reading / ELA			Mathematics			Writing			Science			All Tests Taken	
	Scale Score	Passing Standard	Com-mend	Scale Score	Passing Standard	Com-mend	Scale Score	Passing Standard	Com-mend	Scale Score	Passing Standard	Com-mend	Passing Standard	Com-mend
3	*	*	*	*	*	*								
4														
5														
Total	---	*	*	---	*	*								

* Fewer than 5 students tested

For grades and subjects with multiple test administrations, the first administration results are used.

English TAKS-Alternate Results % Passing, Spring 2009: Students with Disabilities

244 Grade	Reading / ELA			Mathematics			Writing			Science			Social Studies			All Tests Taken	
	Scale Score	Passing Standard	Com-mend	Scale Score	Passing Standard	Com-mend	Scale Score	Passing Standard	Com-mend	Scale Score	Passing Standard	Com-mend	Scale Score	Passing Standard	Com-mend	Passing Standard	Com-mend
3		*	*		*	*										*	*
4		*	*		*	*		*	*							*	0
5		*	*		*	*					*	*				*	0
Total		60	0		80	0		*	*		*	*				60	0

English TAKS-Alternate Results % Passing, Spring 2008: Students with Disabilities

244 Grade	Reading / ELA			Mathematics			Writing			Science			Social Studies			All Tests Taken	
	Scale Score	Passing Standard	Com-mend	Scale Score	Passing Standard	Com-mend	Scale Score	Passing Standard	Com-mend	Scale Score	Passing Standard	Com-mend	Scale Score	Passing Standard	Com-mend	Passing Standard	Com-mend
3		*	*		*	*										*	*
4																	
5		*	*		*	*					*	*				*	*
Total		*	*		*	*					*	*				*	*

English TAKS-Modified Results % Passing, Spring 2009: Students with Disabilities

244 Grade	Reading / ELA			Mathematics			Writing			Science			Social Studies			All Tests Taken	
	Scale Score	Passing Standard	Com-mend	Scale Score	Passing Standard	Com-mend	Scale Score	Passing Standard	Com-mend	Scale Score	Passing Standard	Com-mend	Scale Score	Passing Standard	Com-mend	Passing Standard	Com-mend
3																	
4																	
5										*	*	*					
Total							---			---	*	*					

English TAKS-Modified Results % Passing, Spring 2008: Students with Disabilities

244 Grade	Reading / ELA			Mathematics			Writing			Science			Social Studies			All Tests Taken	
	Scale Score	Passing Standard	Com-mend	Scale Score	Passing Standard	Com-mend	Scale Score	Passing Standard	Com-mend	Scale Score	Passing Standard	Com-mend	Scale Score	Passing Standard	Com-mend	Passing Standard	Com-mend
3	*	*	*	*	*	*											
4																	
5	*	*	*	*	*	*				*	*	*					
Total	---	100	0	---	80	40				---	*	*					

NSE: No Standard Established

* Fewer than 5 students tested

For grades and subjects with multiple test administrations, the first administration results are used.

English TAKS Results % Passing, Spring 2009: Students with Disabilities																	
279 Grade	Reading / ELA			Mathematics			Writing			Science			Social Studies			All Tests Taken	
	Scale Score	Passing Standard	Com-mend	Scale Score	Passing Standard	Com-mend	Scale Score	Passing Standard	Com-mend	Scale Score	Passing Standard	Com-mend	Scale Score	Passing Standard	Com-mend	Passing Standard	Com-mend
3																	
4	*	*	*	*	*	*	*	*	*							*	*
5																	
6	*	*	*	*	*	*										*	*
Total	---	*	*	---	*	*	---	*	*							40	0

English TAKS Results % Passing, Spring 2008: Students with Disabilities																	
279 Grade	Reading / ELA			Mathematics			Writing			Science			Social Studies			All Tests Taken	
	Scale Score	Passing Standard	Com-mend	Scale Score	Passing Standard	Com-mend	Scale Score	Passing Standard	Com-mend	Scale Score	Passing Standard	Com-mend	Scale Score	Passing Standard	Com-mend	Passing Standard	Com-mend
3	*	*	*	*	*	*											
4				*	*	*										*	*
5	*	*	*	*	*	*				*	*	*					
6				*	*	*										*	*
Total	---	20	0	---	60	40				---	*	*				*	*

Spanish TAKS Results % Passing, Spring 2009: Students with Disabilities														
279 Grade	Reading / ELA			Mathematics			Writing			Science			All Tests Taken	
	Scale Score	Passing Standard	Com-mend	Scale Score	Passing Standard	Com-mend	Scale Score	Passing Standard	Com-mend	Scale Score	Passing Standard	Com-mend	Passing Standard	Com-mend
3				*	*	*								
4														
5														
6														
Total				---	*	*								

Spanish TAKS Results % Passing, Spring 2008: Students with Disabilities														
279 Grade	Reading / ELA			Mathematics			Writing			Science			All Tests Taken	
	Scale Score	Passing Standard	Com-mend	Scale Score	Passing Standard	Com-mend	Scale Score	Passing Standard	Com-mend	Scale Score	Passing Standard	Com-mend	Passing Standard	Com-mend
Neither Spanish TAKS nor TAKS-A was tested on the campus for this group in 2008.														

* Fewer than 5 students tested

For grades and subjects with multiple test administrations, the first administration results are used.

English TAKS-Alternate Results % Passing, Spring 2009: Students with Disabilities

279 Grade	Reading / ELA			Mathematics			Writing			Science			Social Studies			All Tests Taken	
	Scale Score	Passing Standard	Com-mend	Scale Score	Passing Standard	Com-mend	Scale Score	Passing Standard	Com-mend	Scale Score	Passing Standard	Com-mend	Scale Score	Passing Standard	Com-mend	Passing Standard	Com-mend
3		*	*		*	*										*	0
4		*	*		*	*		*	*							*	0
5		*	*		*	*					*	*				*	0
6		*	*		*	*										*	*
Total		83	0		83	17		*	*		*	*				83	0

English TAKS-Alternate Results % Passing, Spring 2008: Students with Disabilities

279 Grade	Reading / ELA			Mathematics			Writing			Science			Social Studies			All Tests Taken	
	Scale Score	Passing Standard	Com-mend	Scale Score	Passing Standard	Com-mend	Scale Score	Passing Standard	Com-mend	Scale Score	Passing Standard	Com-mend	Scale Score	Passing Standard	Com-mend	Passing Standard	Com-mend
3		*	*		*	*										*	*
4		*	*		*	*		*	*							*	*
5		*	*		*	*					*	*				*	*
6		*	*		*	*										*	*
Total		100	83		100	100		*	*		*	*				100	83

English TAKS-Modified Results % Passing, Spring 2009: Students with Disabilities

279 Grade	Reading / ELA			Mathematics			Writing			Science			Social Studies			All Tests Taken	
	Scale Score	Passing Standard	Com-mend	Scale Score	Passing Standard	Com-mend	Scale Score	Passing Standard	Com-mend	Scale Score	Passing Standard	Com-mend	Scale Score	Passing Standard	Com-mend	Passing Standard	Com-mend
3	2120	60	0	2172	80	0											
4	*	*	*	*	*	*		NSE									
5	*	*	*	*	*	*				*	*	*					
6	2169	89	0	2225	88	25											
Total	---	75	0	---	78	11	---			---	*	*					

English TAKS-Modified Results % Passing, Spring 2008: Students with Disabilities

279 Grade	Reading / ELA			Mathematics			Writing			Science			Social Studies			All Tests Taken	
	Scale Score	Passing Standard	Com-mend	Scale Score	Passing Standard	Com-mend	Scale Score	Passing Standard	Com-mend	Scale Score	Passing Standard	Com-mend	Scale Score	Passing Standard	Com-mend	Passing Standard	Com-mend
3	*	*	*	*	*	*											
4	2197	100	0	*	*	*											
5	2173	71	0	2152	67	0				1986	29	0					
6	*	*	*	*	*	*											
Total	---	87	0	---	80	0				---	29	0					

NSE: No Standard Established

* Fewer than 5 students tested

For grades and subjects with multiple test administrations, the first administration results are used.

English TAKS Results % Passing, Spring 2009: Students with Disabilities																	
258 Grade	Reading / ELA			Mathematics			Writing			Science			Social Studies			All Tests Taken	
	Scale Score	Passing Standard	Com-mend	Scale Score	Passing Standard	Com-mend	Scale Score	Passing Standard	Com-mend	Scale Score	Passing Standard	Com-mend	Scale Score	Passing Standard	Com-mend	Passing Standard	Com-mend
3	2149	100	0	2184	60	20											
4	*	*	*	*	*	*	*	*	*							*	*
5				*	*	*											
Total	---	86	0	---	80	20	---	*	*							*	*

English TAKS Results % Passing, Spring 2008: Students with Disabilities																	
258 Grade	Reading / ELA			Mathematics			Writing			Science			Social Studies			All Tests Taken	
	Scale Score	Passing Standard	Com-mend	Scale Score	Passing Standard	Com-mend	Scale Score	Passing Standard	Com-mend	Scale Score	Passing Standard	Com-mend	Scale Score	Passing Standard	Com-mend	Passing Standard	Com-mend
3	2102	60	0	2112	50	17											
4							*	*	*							*	*
5	1949	20	0	*	*	*				*	*	*					
Total	---	40	0	---	50	10	---	*	*	---	*	*				*	*

Spanish TAKS Results % Passing, Spring 2009: Students with Disabilities														
258 Grade	Reading / ELA			Mathematics			Writing			Science			All Tests Taken	
	Scale Score	Passing Standard	Com-mend	Scale Score	Passing Standard	Com-mend	Scale Score	Passing Standard	Com-mend	Scale Score	Passing Standard	Com-mend	Passing Standard	Com-mend
3	*	*	*	*	*	*								
4														
5														
Total	---	*	*	---	*	*								

Spanish TAKS Results % Passing, Spring 2008: Students with Disabilities														
258 Grade	Reading / ELA			Mathematics			Writing			Science			All Tests Taken	
	Scale Score	Passing Standard	Com-mend	Scale Score	Passing Standard	Com-mend	Scale Score	Passing Standard	Com-mend	Scale Score	Passing Standard	Com-mend	Passing Standard	Com-mend
3	*	*	*	*	*	*								
4														
5														
Total	---	*	*	---	*	*								

* Fewer than 5 students tested

For grades and subjects with multiple test administrations, the first administration results are used.

English TAKS-Alternate Results % Passing, Spring 2009: Students with Disabilities																	
258 Grade	Reading / ELA			Mathematics			Writing			Science			Social Studies			All Tests Taken	
	Scale Score	Passing Standard	Com-mend	Scale Score	Passing Standard	Com-mend	Scale Score	Passing Standard	Com-mend	Scale Score	Passing Standard	Com-mend	Scale Score	Passing Standard	Com-mend	Passing Standard	Com-mend
3		*	*		*	*										*	0
4		*	*		*	*		*	*							*	*
5																	
Total		*	*		*	*		*	*							*	*

English TAKS-Alternate Results % Passing, Spring 2008: Students with Disabilities																	
258 Grade	Reading / ELA			Mathematics			Writing			Science			Social Studies			All Tests Taken	
	Scale Score	Passing Standard	Com-mend	Scale Score	Passing Standard	Com-mend	Scale Score	Passing Standard	Com-mend	Scale Score	Passing Standard	Com-mend	Scale Score	Passing Standard	Com-mend	Passing Standard	Com-mend
3		*	*		*	*										*	*
4		*	*		*	*		*	*							*	*
5																	
Total		*	*		*	*		*	*							*	*

English TAKS-Modified Results % Passing, Spring 2009: Students with Disabilities																	
258 Grade	Reading / ELA			Mathematics			Writing			Science			Social Studies			All Tests Taken	
	Scale Score	Passing Standard	Com-mend	Scale Score	Passing Standard	Com-mend	Scale Score	Passing Standard	Com-mend	Scale Score	Passing Standard	Com-mend	Scale Score	Passing Standard	Com-mend	Passing Standard	Com-mend
3	*	*	*	*	*	*											
4	2193	100	0	2373	100	40		NSE									
5	*	*	*	*	*	*				*	*	*					
Total	---	100	0	---	86	43	---			---	*	*					

English TAKS-Modified Results % Passing, Spring 2008: Students with Disabilities																	
258 Grade	Reading / ELA			Mathematics			Writing			Science			Social Studies			All Tests Taken	
	Scale Score	Passing Standard	Com-mend	Scale Score	Passing Standard	Com-mend	Scale Score	Passing Standard	Com-mend	Scale Score	Passing Standard	Com-mend	Scale Score	Passing Standard	Com-mend	Passing Standard	Com-mend
3	*	*	*														
4	*	*	*	*	*	*											
5	*	*	*	*	*	*				*	*	*					
Total	---	*	*	---	*	*				---	*	*					

NSE: No Standard Established

* Fewer than 5 students tested

For grades and subjects with multiple test administrations, the first administration results are used.

English TAKS Results % Passing, Spring 2009: Students with Disabilities																	
45 Grade	Reading / ELA			Mathematics			Writing			Science			Social Studies			All Tests Taken	
	Scale Score	Passing Standard	Com-mend	Scale Score	Passing Standard	Com-mend	Scale Score	Passing Standard	Com-mend	Scale Score	Passing Standard	Com-mend	Scale Score	Passing Standard	Com-mend	Passing Standard	Com-mend
6	2026	53	6	1883	12	0										12	0
7	1979	12	0	1983	12	0	2004	16	0							5	0
8	2047	40	4	1971	23	0				1966	23	4	2081	46	0		
Total	---	36	3	---	17	0	---	16	0	---	23	4	---	46	0	8	0

English TAKS Results % Passing, Spring 2008: Students with Disabilities																	
45 Grade	Reading / ELA			Mathematics			Writing			Science			Social Studies			All Tests Taken	
	Scale Score	Passing Standard	Com-mend	Scale Score	Passing Standard	Com-mend	Scale Score	Passing Standard	Com-mend	Scale Score	Passing Standard	Com-mend	Scale Score	Passing Standard	Com-mend	Passing Standard	Com-mend
5																	
6	1853	7	0	1845	0	0										0	0
7	1970	31	0	1969	9	0	2019	30	0							3	0
8	1953	19	6	1925	9	0				1852	10	0	2050	33	0		
Total	---	20	2	---	7	0	---	30	0	---	10	0	---	33	0	2	0

Spanish TAKS Results % Passing, Spring 2009: Students with Disabilities														
45 Grade	Reading / ELA			Mathematics			Writing			Science			All Tests Taken	
	Scale Score	Passing Standard	Com-mend	Scale Score	Passing Standard	Com-mend	Scale Score	Passing Standard	Com-mend	Scale Score	Passing Standard	Com-mend	Passing Standard	Com-mend
Neither Spanish TAKS nor TAKS-A was tested on the campus for this group in 2009.														

Spanish TAKS Results % Passing, Spring 2008: Students with Disabilities														
45 Grade	Reading / ELA			Mathematics			Writing			Science			All Tests Taken	
	Scale Score	Passing Standard	Com-mend	Scale Score	Passing Standard	Com-mend	Scale Score	Passing Standard	Com-mend	Scale Score	Passing Standard	Com-mend	Passing Standard	Com-mend
Neither Spanish TAKS nor TAKS-A was tested on the campus for this group in 2008.														

* Fewer than 5 students tested

For grades and subjects with multiple test administrations, the first administration results are used.

English TAKS-Alternate Results % Passing, Spring 2009: Students with Disabilities

45 Grade	Reading / ELA			Mathematics			Writing			Science			Social Studies			All Tests Taken	
	Scale Score	Passing Standard	Com-mend	Scale Score	Passing Standard	Com-mend	Scale Score	Passing Standard	Com-mend	Scale Score	Passing Standard	Com-mend	Scale Score	Passing Standard	Com-mend	Passing Standard	Com-mend
6		0	0		13	0										0	0
7		*	*		*	*		*	*							*	*
8		*	*		*	*					*	*		*	*	*	0
Total		8	0		31	0		*	*		*	*		*	*	0	0

English TAKS-Alternate Results % Passing, Spring 2008: Students with Disabilities

45 Grade	Reading / ELA			Mathematics			Writing			Science			Social Studies			All Tests Taken	
	Scale Score	Passing Standard	Com-mend	Scale Score	Passing Standard	Com-mend	Scale Score	Passing Standard	Com-mend	Scale Score	Passing Standard	Com-mend	Scale Score	Passing Standard	Com-mend	Passing Standard	Com-mend
5																	
6		*	*		*	*										*	*
7		*	*		*	*		*	*							*	*
8		*	*		*	*					*	*		*	*	*	*
Total		56	0		44	0		*	*		*	*		*	*	44	0

English TAKS-Modified Results % Passing, Spring 2009: Students with Disabilities

45 Grade	Reading / ELA			Mathematics			Writing			Science			Social Studies			All Tests Taken	
	Scale Score	Passing Standard	Com-mend	Scale Score	Passing Standard	Com-mend	Scale Score	Passing Standard	Com-mend	Scale Score	Passing Standard	Com-mend	Scale Score	Passing Standard	Com-mend	Passing Standard	Com-mend
6	2033	13	0	2087	50	0											
7	2170	63	11	2063	45	0		NSE									
8	2188	86	14	2060	43	0				2086	43	0		NSE			
Total	---	56	9	---	46	0	---			---	43	0	---				

English TAKS-Modified Results % Passing, Spring 2008: Students with Disabilities

45 Grade	Reading / ELA			Mathematics			Writing			Science			Social Studies			All Tests Taken	
	Scale Score	Passing Standard	Com-mend	Scale Score	Passing Standard	Com-mend	Scale Score	Passing Standard	Com-mend	Scale Score	Passing Standard	Com-mend	Scale Score	Passing Standard	Com-mend	Passing Standard	Com-mend
5																	
6	*	*	*	*	*	*											
7	*	*	*	*	*	*											
8	2059	27	0	2029	10	0				1938	0	0					
Total	---	27	0	---	8	0				---	0	0					

NSE: No Standard Established

* Fewer than 5 students tested

For grades and subjects with multiple test administrations, the first administration results are used.

English TAKS Results % Passing, Spring 2009: Students with Disabilities																	
46 Grade	Reading / ELA			Mathematics			Writing			Science			Social Studies			All Tests Taken	
	Scale Score	Passing Standard	Com-mend	Scale Score	Passing Standard	Com-mend	Scale Score	Passing Standard	Com-mend	Scale Score	Passing Standard	Com-mend	Scale Score	Passing Standard	Com-mend	Passing Standard	Com-mend
6	2055	50	7	1979	33	0										27	0
7	1911	10	0	1960	14	0	2036	29	0							4	0
8	2041	42	5	1923	11	0				1917	15	0	2111	50	0		
Total	---	31	4	---	19	0	---	29	0	---	15	0	---	50	0	13	0

English TAKS Results % Passing, Spring 2008: Students with Disabilities																	
46 Grade	Reading / ELA			Mathematics			Writing			Science			Social Studies			All Tests Taken	
	Scale Score	Passing Standard	Com-mend	Scale Score	Passing Standard	Com-mend	Scale Score	Passing Standard	Com-mend	Scale Score	Passing Standard	Com-mend	Scale Score	Passing Standard	Com-mend	Passing Standard	Com-mend
6	1933	20	0	1895	5	0										0	0
7	1989	37	0	1969	12	0	2071	32	4							14	0
8	1966	24	0	1947	15	0				1853	0	0	2092	45	5		
Total	---	28	0	---	11	0	---	32	4	---	0	0	---	45	5	8	0

Spanish TAKS Results % Passing, Spring 2009: Students with Disabilities														
46 Grade	Reading / ELA			Mathematics			Writing			Science			All Tests Taken	
	Scale Score	Passing Standard	Com-mend	Scale Score	Passing Standard	Com-mend	Scale Score	Passing Standard	Com-mend	Scale Score	Passing Standard	Com-mend	Passing Standard	Com-mend
Neither Spanish TAKS nor TAKS-A was tested on the campus for this group in 2009.														

Spanish TAKS Results % Passing, Spring 2008: Students with Disabilities														
46 Grade	Reading / ELA			Mathematics			Writing			Science			All Tests Taken	
	Scale Score	Passing Standard	Com-mend	Scale Score	Passing Standard	Com-mend	Scale Score	Passing Standard	Com-mend	Scale Score	Passing Standard	Com-mend	Passing Standard	Com-mend
Neither Spanish TAKS nor TAKS-A was tested on the campus for this group in 2008.														

* Fewer than 5 students tested

For grades and subjects with multiple test administrations, the first administration results are used.

English TAKS-Alternate Results % Passing, Spring 2009: Students with Disabilities																	
46 Grade	Reading / ELA			Mathematics			Writing			Science			Social Studies			All Tests Taken	
	Scale Score	Passing Standard	Com-mend	Scale Score	Passing Standard	Com-mend	Scale Score	Passing Standard	Com-mend	Scale Score	Passing Standard	Com-mend	Scale Score	Passing Standard	Com-mend	Passing Standard	Com-mend
6		*	*		*	*										*	*
7		83	0		83	0		83	0							83	0
8		*	*		*	*					*	*		*	*	*	0
Total		75	0		75	0		83	0		*	*		*	*	75	0

English TAKS-Alternate Results % Passing, Spring 2008: Students with Disabilities																	
46 Grade	Reading / ELA			Mathematics			Writing			Science			Social Studies			All Tests Taken	
	Scale Score	Passing Standard	Com-mend	Scale Score	Passing Standard	Com-mend	Scale Score	Passing Standard	Com-mend	Scale Score	Passing Standard	Com-mend	Scale Score	Passing Standard	Com-mend	Passing Standard	Com-mend
6		67	0		83	0										67	0
7		*	*		*	*		*	*							*	*
8		*	*		*	*					*	*		*	*	*	*
Total		60	0		70	0		*	*		*	*		*	*	60	0

English TAKS-Modified Results % Passing, Spring 2009: Students with Disabilities																	
46 Grade	Reading / ELA			Mathematics			Writing			Science			Social Studies			All Tests Taken	
	Scale Score	Passing Standard	Com-mend	Scale Score	Passing Standard	Com-mend	Scale Score	Passing Standard	Com-mend	Scale Score	Passing Standard	Com-mend	Scale Score	Passing Standard	Com-mend	Passing Standard	Com-mend
6	2090	25	0	2184	75	0											
7	2057	25	0	2081	38	0		NSE									
8	*	*	*	2029	33	0				2113	33	0		NSE			
Total	---	35	0	---	50	0	---			---	33	0	---				

English TAKS-Modified Results % Passing, Spring 2008: Students with Disabilities																	
46 Grade	Reading / ELA			Mathematics			Writing			Science			Social Studies			All Tests Taken	
	Scale Score	Passing Standard	Com-mend	Scale Score	Passing Standard	Com-mend	Scale Score	Passing Standard	Com-mend	Scale Score	Passing Standard	Com-mend	Scale Score	Passing Standard	Com-mend	Passing Standard	Com-mend
6	2065	36	0	2024	18	0											
7	2070	40	0	2055	17	0											
8	2118	57	0	2015	14	0				1985	0	0					
Total	---	43	0	---	17	0				---	0	0					

NSE: No Standard Established

* Fewer than 5 students tested

For grades and subjects with multiple test administrations, the first administration results are used.

English TAKS Results % Passing, Spring 2009: Students with Disabilities																	
50 Grade	Reading / ELA			Mathematics			Writing			Science			Social Studies			All Tests Taken	
	Scale Score	Passing Standard	Com-mend	Scale Score	Passing Standard	Com-mend	Scale Score	Passing Standard	Com-mend	Scale Score	Passing Standard	Com-mend	Scale Score	Passing Standard	Com-mend	Passing Standard	Com-mend
6	2011	40	0	1897	0	0										0	0
7	1924	17	0	2010	25	0	2019	33	0							18	0
8	2038	38	0	1919	7	0				1843	0	0	2013	42	0		
Total	---	30	0	---	14	0	---	33	0	---	0	0	---	42	0	13	0

English TAKS Results % Passing, Spring 2008: Students with Disabilities																	
50 Grade	Reading / ELA			Mathematics			Writing			Science			Social Studies			All Tests Taken	
	Scale Score	Passing Standard	Com-mend	Scale Score	Passing Standard	Com-mend	Scale Score	Passing Standard	Com-mend	Scale Score	Passing Standard	Com-mend	Scale Score	Passing Standard	Com-mend	Passing Standard	Com-mend
6	1982	19	0	1917	21	0										16	0
7	1985	15	4	2014	18	4	2038	19	4							7	0
8	2020	45	9	1999	19	0				2010	32	8	2217	95	10		
Total	---	26	4	---	19	1	---	19	4	---	32	8	---	95	10	11	0

Spanish TAKS Results % Passing, Spring 2009: Students with Disabilities														
50 Grade	Reading / ELA			Mathematics			Writing			Science			All Tests Taken	
	Scale Score	Passing Standard	Com-mend	Scale Score	Passing Standard	Com-mend	Scale Score	Passing Standard	Com-mend	Scale Score	Passing Standard	Com-mend	Passing Standard	Com-mend
Neither Spanish TAKS nor TAKS-A was tested on the campus for this group in 2009.														

Spanish TAKS Results % Passing, Spring 2008: Students with Disabilities														
50 Grade	Reading / ELA			Mathematics			Writing			Science			All Tests Taken	
	Scale Score	Passing Standard	Com-mend	Scale Score	Passing Standard	Com-mend	Scale Score	Passing Standard	Com-mend	Scale Score	Passing Standard	Com-mend	Passing Standard	Com-mend
Neither Spanish TAKS nor TAKS-A was tested on the campus for this group in 2008.														

* Fewer than 5 students tested

For grades and subjects with multiple test administrations, the first administration results are used.

English TAKS-Alternate Results % Passing, Spring 2009: Students with Disabilities																	
50 Grade	Reading / ELA			Mathematics			Writing			Science			Social Studies			All Tests Taken	
	Scale Score	Passing Standard	Com-mend	Scale Score	Passing Standard	Com-mend	Scale Score	Passing Standard	Com-mend	Scale Score	Passing Standard	Com-mend	Scale Score	Passing Standard	Com-mend	Passing Standard	Com-mend
6		*	*		*	*										*	0
7		*	*		*	*		*	*							*	0
8		*	*		*	*					*	*		*	*	*	*
Total		100	0		100	20		*	*		*	*		*	*	100	0

English TAKS-Alternate Results % Passing, Spring 2008: Students with Disabilities																	
50 Grade	Reading / ELA			Mathematics			Writing			Science			Social Studies			All Tests Taken	
	Scale Score	Passing Standard	Com-mend	Scale Score	Passing Standard	Com-mend	Scale Score	Passing Standard	Com-mend	Scale Score	Passing Standard	Com-mend	Scale Score	Passing Standard	Com-mend	Passing Standard	Com-mend
6		*	*		*	*										*	*
7		*	*		*	*		*	*							*	*
8		*	*		*	*					*	*		*	*	*	*
Total		100	0		100	0		*	*		*	*		*	*	100	0

English TAKS-Modified Results % Passing, Spring 2009: Students with Disabilities																	
50 Grade	Reading / ELA			Mathematics			Writing			Science			Social Studies			All Tests Taken	
	Scale Score	Passing Standard	Com-mend	Scale Score	Passing Standard	Com-mend	Scale Score	Passing Standard	Com-mend	Scale Score	Passing Standard	Com-mend	Scale Score	Passing Standard	Com-mend	Passing Standard	Com-mend
6	2176	86	14	2050	36	0											
7	2155	62	10	2070	47	0		NSE									
8	2161	64	7	2059	42	0				2058	29	0		NSE			
Total	---	69	10	---	42	0	---			---	29	0	---				

English TAKS-Modified Results % Passing, Spring 2008: Students with Disabilities																	
50 Grade	Reading / ELA			Mathematics			Writing			Science			Social Studies			All Tests Taken	
	Scale Score	Passing Standard	Com-mend	Scale Score	Passing Standard	Com-mend	Scale Score	Passing Standard	Com-mend	Scale Score	Passing Standard	Com-mend	Scale Score	Passing Standard	Com-mend	Passing Standard	Com-mend
6	2111	45	0	2075	43	0											
7	2129	67	0	2087	30	0											
8	*	*	*	1948	0	0				1987	13	0					
Total	---	58	4	---	27	0				---	13	0					

NSE: No Standard Established

* Fewer than 5 students tested

For grades and subjects with multiple test administrations, the first administration results are used.

English TAKS Results % Passing, Spring 2009: Students with Disabilities																	
54 Grade	Reading / ELA			Mathematics			Writing			Science			Social Studies			All Tests Taken	
	Scale Score	Passing Standard	Com-mend	Scale Score	Passing Standard	Com-mend	Scale Score	Passing Standard	Com-mend	Scale Score	Passing Standard	Com-mend	Scale Score	Passing Standard	Com-mend	Passing Standard	Com-mend
6	2125	54	8	1955	25	6										25	6
7	2028	32	0	1996	22	0	2141	60	0							15	0
8	1984	27	7	1932	13	0				1840	8	0	2005	23	0		
Total	---	36	4	---	20	2	---	60	0	---	8	0	---	23	0	18	2

English TAKS Results % Passing, Spring 2008: Students with Disabilities																	
54 Grade	Reading / ELA			Mathematics			Writing			Science			Social Studies			All Tests Taken	
	Scale Score	Passing Standard	Com-mend	Scale Score	Passing Standard	Com-mend	Scale Score	Passing Standard	Com-mend	Scale Score	Passing Standard	Com-mend	Scale Score	Passing Standard	Com-mend	Passing Standard	Com-mend
6	2074	52	5	1921	21	0										19	0
7	1998	27	7	1937	15	0	1997	18	0							10	0
8	2004	44	0	1930	0	0				1928	18	0	2152	67	8		
Total	---	42	4	---	15	0	---	18	0	---	18	0	---	67	8	15	0

Spanish TAKS Results % Passing, Spring 2009: Students with Disabilities														
54 Grade	Reading / ELA			Mathematics			Writing			Science			All Tests Taken	
	Scale Score	Passing Standard	Com-mend	Scale Score	Passing Standard	Com-mend	Scale Score	Passing Standard	Com-mend	Scale Score	Passing Standard	Com-mend	Passing Standard	Com-mend
Neither Spanish TAKS nor TAKS-A was tested on the campus for this group in 2009.														

Spanish TAKS Results % Passing, Spring 2008: Students with Disabilities														
54 Grade	Reading / ELA			Mathematics			Writing			Science			All Tests Taken	
	Scale Score	Passing Standard	Com-mend	Scale Score	Passing Standard	Com-mend	Scale Score	Passing Standard	Com-mend	Scale Score	Passing Standard	Com-mend	Passing Standard	Com-mend
Neither Spanish TAKS nor TAKS-A was tested on the campus for this group in 2008.														

* Fewer than 5 students tested

For grades and subjects with multiple test administrations, the first administration results are used.

English TAKS-Alternate Results % Passing, Spring 2009: Students with Disabilities																	
54 Grade	Reading / ELA			Mathematics			Writing			Science			Social Studies			All Tests Taken	
	Scale Score	Passing Standard	Com-mend	Scale Score	Passing Standard	Com-mend	Scale Score	Passing Standard	Com-mend	Scale Score	Passing Standard	Com-mend	Scale Score	Passing Standard	Com-mend	Passing Standard	Com-mend
6		*	*		*	*										*	0
7		*	*		*	*		*	*							*	*
8		*	*		*	*					*	*		*	*	*	0
Total		100	20		100	40		*	*		*	*		*	*	100	0

English TAKS-Alternate Results % Passing, Spring 2008: Students with Disabilities																	
54 Grade	Reading / ELA			Mathematics			Writing			Science			Social Studies			All Tests Taken	
	Scale Score	Passing Standard	Com-mend	Scale Score	Passing Standard	Com-mend	Scale Score	Passing Standard	Com-mend	Scale Score	Passing Standard	Com-mend	Scale Score	Passing Standard	Com-mend	Passing Standard	Com-mend
6		*	*		*	*										*	*
7		*	*		*	*		*	*							*	*
8		*	*		*	*					*	*		*	*	*	*
Total		*	*		*	*		*	*		*	*		*	*	*	*

English TAKS-Modified Results % Passing, Spring 2009: Students with Disabilities																	
54 Grade	Reading / ELA			Mathematics			Writing			Science			Social Studies			All Tests Taken	
	Scale Score	Passing Standard	Com-mend	Scale Score	Passing Standard	Com-mend	Scale Score	Passing Standard	Com-mend	Scale Score	Passing Standard	Com-mend	Scale Score	Passing Standard	Com-mend	Passing Standard	Com-mend
6	2121	50	0	2089	75	0											
7	2174	67	8	2023	20	0		NSE									
8	2117	73	0	2064	56	0				2047	40	0		NSE			
Total	---	64	3	---	55	0	---			---	40	0	---				

English TAKS-Modified Results % Passing, Spring 2008: Students with Disabilities																	
54 Grade	Reading / ELA			Mathematics			Writing			Science			Social Studies			All Tests Taken	
	Scale Score	Passing Standard	Com-mend	Scale Score	Passing Standard	Com-mend	Scale Score	Passing Standard	Com-mend	Scale Score	Passing Standard	Com-mend	Scale Score	Passing Standard	Com-mend	Passing Standard	Com-mend
6	2133	46	8	2105	60	0											
7	2103	30	0	2047	20	0											
8	2091	43	0	2057	40	0				1975	20	0					
Total	---	40	3	---	40	0				---	20	0					

NSE: No Standard Established

* Fewer than 5 students tested

For grades and subjects with multiple test administrations, the first administration results are used.

English TAKS Results % Passing, Spring 2009: Students with Disabilities																	
338 Grade	Reading / ELA			Mathematics			Writing			Science			Social Studies			All Tests Taken	
	Scale Score	Passing Standard	Com-mend	Scale Score	Passing Standard	Com-mend	Scale Score	Passing Standard	Com-mend	Scale Score	Passing Standard	Com-mend	Scale Score	Passing Standard	Com-mend	Passing Standard	Com-mend
6	2028	42	11	1940	23	0										14	0
7	2022	30	0	2021	18	4	2074	46	0							7	0
8	2089	55	10	2073	45	10				1948	23	0	2127	55	3		
Total	---	43	7	---	30	5	---	46	0	---	23	0	---	55	3	10	0

English TAKS Results % Passing, Spring 2008: Students with Disabilities																	
338 Grade	Reading / ELA			Mathematics			Writing			Science			Social Studies			All Tests Taken	
	Scale Score	Passing Standard	Com-mend	Scale Score	Passing Standard	Com-mend	Scale Score	Passing Standard	Com-mend	Scale Score	Passing Standard	Com-mend	Scale Score	Passing Standard	Com-mend	Passing Standard	Com-mend
6	2012	35	5	1983	26	13										16	3
7	1979	22	0	1985	19	0	2005	25	0							5	0
8	1962	22	0	1935	2	0				1780	0	0	2016	15	0		
Total	---	26	2	---	16	4	---	25	0	---	0	0	---	15	0	10	1

Spanish TAKS Results % Passing, Spring 2009: Students with Disabilities														
338 Grade	Reading / ELA			Mathematics			Writing			Science			All Tests Taken	
	Scale Score	Passing Standard	Com-mend	Scale Score	Passing Standard	Com-mend	Scale Score	Passing Standard	Com-mend	Scale Score	Passing Standard	Com-mend	Passing Standard	Com-mend
Neither Spanish TAKS nor TAKS-A was tested on the campus for this group in 2009.														

Spanish TAKS Results % Passing, Spring 2008: Students with Disabilities														
338 Grade	Reading / ELA			Mathematics			Writing			Science			All Tests Taken	
	Scale Score	Passing Standard	Com-mend	Scale Score	Passing Standard	Com-mend	Scale Score	Passing Standard	Com-mend	Scale Score	Passing Standard	Com-mend	Passing Standard	Com-mend
Neither Spanish TAKS nor TAKS-A was tested on the campus for this group in 2008.														

* Fewer than 5 students tested

For grades and subjects with multiple test administrations, the first administration results are used.

English TAKS-Alternate Results % Passing, Spring 2009: Students with Disabilities

338 Grade	Reading / ELA			Mathematics			Writing			Science			Social Studies			All Tests Taken	
	Scale Score	Passing Standard	Com-mend	Scale Score	Passing Standard	Com-mend	Scale Score	Passing Standard	Com-mend	Scale Score	Passing Standard	Com-mend	Scale Score	Passing Standard	Com-mend	Passing Standard	Com-mend
6		*	*		*	*										*	0
7		*	*		*	*		*	*							*	*
8		*	*		*	*					*	*		*	*	*	*
Total		100	33		100	33		*	*		*	*		*	*	100	33

English TAKS-Alternate Results % Passing, Spring 2008: Students with Disabilities

338 Grade	Reading / ELA			Mathematics			Writing			Science			Social Studies			All Tests Taken	
	Scale Score	Passing Standard	Com-mend	Scale Score	Passing Standard	Com-mend	Scale Score	Passing Standard	Com-mend	Scale Score	Passing Standard	Com-mend	Scale Score	Passing Standard	Com-mend	Passing Standard	Com-mend
6		*	*		*	*										*	*
7		*	*		*	*		*	*							*	*
8		*	*		*	*					*	*		*	*	*	*
Total		13	0		13	0		*	*		*	*		*	*	0	0

English TAKS-Modified Results % Passing, Spring 2009: Students with Disabilities

338 Grade	Reading / ELA			Mathematics			Writing			Science			Social Studies			All Tests Taken	
	Scale Score	Passing Standard	Com-mend	Scale Score	Passing Standard	Com-mend	Scale Score	Passing Standard	Com-mend	Scale Score	Passing Standard	Com-mend	Scale Score	Passing Standard	Com-mend	Passing Standard	Com-mend
6	2154	79	0	2116	45	0											
7	2267	100	10	2128	56	0		NSE									
8	2111	56	0	1982	13	0				2033	25	13		NSE			
Total	---	79	3	---	39	0	---			---	25	13	---				

English TAKS-Modified Results % Passing, Spring 2008: Students with Disabilities

338 Grade	Reading / ELA			Mathematics			Writing			Science			Social Studies			All Tests Taken	
	Scale Score	Passing Standard	Com-mend	Scale Score	Passing Standard	Com-mend	Scale Score	Passing Standard	Com-mend	Scale Score	Passing Standard	Com-mend	Scale Score	Passing Standard	Com-mend	Passing Standard	Com-mend
6	2156	50	0	2071	43	0											
7	*	*	*	*	*	*											
8	2175	80	0	1986	0	0				1918	0	0					
Total	---	65	0	---	19	0				---	0	0					

NSE: No Standard Established

* Fewer than 5 students tested

For grades and subjects with multiple test administrations, the first administration results are used.

English TAKS Results % Passing, Spring 2009: Students with Disabilities																	
71 Grade	Reading / ELA			Mathematics			Writing			Science			Social Studies			All Tests Taken	
	Scale Score	Passing Standard	Com-mend	Scale Score	Passing Standard	Com-mend	Scale Score	Passing Standard	Com-mend	Scale Score	Passing Standard	Com-mend	Scale Score	Passing Standard	Com-mend	Passing Standard	Com-mend
6																	
7																	
8	*	*	*	*	*	*				*	*	*	*	*	*		
Total	---	*	*	---	*	*				---	*	*	---	*	*		

English TAKS Results % Passing, Spring 2008: Students with Disabilities																	
71 Grade	Reading / ELA			Mathematics			Writing			Science			Social Studies			All Tests Taken	
	Scale Score	Passing Standard	Com-mend	Scale Score	Passing Standard	Com-mend	Scale Score	Passing Standard	Com-mend	Scale Score	Passing Standard	Com-mend	Scale Score	Passing Standard	Com-mend	Passing Standard	Com-mend
6																	
7	*	*	*	*	*	*	*	*	*							*	*
8	*	*	*	*	*	*				*	*	*	*	*	*		
Total	---	*	*	---	60	0	---	*	*	---	*	*	---	*	*	*	*

Spanish TAKS Results % Passing, Spring 2009: Students with Disabilities														
71 Grade	Reading / ELA			Mathematics			Writing			Science			All Tests Taken	
	Scale Score	Passing Standard	Com-mend	Scale Score	Passing Standard	Com-mend	Scale Score	Passing Standard	Com-mend	Scale Score	Passing Standard	Com-mend	Passing Standard	Com-mend
Neither Spanish TAKS nor TAKS-A was tested on the campus for this group in 2009.														

Spanish TAKS Results % Passing, Spring 2008: Students with Disabilities														
71 Grade	Reading / ELA			Mathematics			Writing			Science			All Tests Taken	
	Scale Score	Passing Standard	Com-mend	Scale Score	Passing Standard	Com-mend	Scale Score	Passing Standard	Com-mend	Scale Score	Passing Standard	Com-mend	Passing Standard	Com-mend
Neither Spanish TAKS nor TAKS-A was tested on the campus for this group in 2008.														

* Fewer than 5 students tested

For grades and subjects with multiple test administrations, the first administration results are used.

English TAKS-Alternate Results % Passing, Spring 2009: Students with Disabilities																	
71 Grade	Reading / ELA			Mathematics			Writing			Science			Social Studies			All Tests Taken	
	Scale Score	Passing Standard	Com-mend	Scale Score	Passing Standard	Com-mend	Scale Score	Passing Standard	Com-mend	Scale Score	Passing Standard	Com-mend	Scale Score	Passing Standard	Com-mend	Passing Standard	Com-mend
English TAKS-Alt was not tested on the campus for this group in 2009.																	

English TAKS-Alternate Results % Passing, Spring 2008: Students with Disabilities																	
71 Grade	Reading / ELA			Mathematics			Writing			Science			Social Studies			All Tests Taken	
	Scale Score	Passing Standard	Com-mend	Scale Score	Passing Standard	Com-mend	Scale Score	Passing Standard	Com-mend	Scale Score	Passing Standard	Com-mend	Scale Score	Passing Standard	Com-mend	Passing Standard	Com-mend
English TAKS-Alt was not tested on the campus for this group in 2008.																	

English TAKS-Modified Results % Passing, Spring 2009: Students with Disabilities																	
71 Grade	Reading / ELA			Mathematics			Writing			Science			Social Studies			All Tests Taken	
	Scale Score	Passing Standard	Com-mend	Scale Score	Passing Standard	Com-mend	Scale Score	Passing Standard	Com-mend	Scale Score	Passing Standard	Com-mend	Scale Score	Passing Standard	Com-mend	Passing Standard	Com-mend
6																	
7																	
8	*	*	*	*	*	*				*	*	*		NSE			
Total	---	*	*	---	*	*				---	*	*	---				

English TAKS-Modified Results % Passing, Spring 2008: Students with Disabilities																	
71 Grade	Reading / ELA			Mathematics			Writing			Science			Social Studies			All Tests Taken	
	Scale Score	Passing Standard	Com-mend	Scale Score	Passing Standard	Com-mend	Scale Score	Passing Standard	Com-mend	Scale Score	Passing Standard	Com-mend	Scale Score	Passing Standard	Com-mend	Passing Standard	Com-mend
6																	
7	*	*	*	*	*	*											
8	*	*	*	*	*	*				*	*	*					
Total	---	*	*	---	*	*				---	*	*					

NSE: No Standard Established

* Fewer than 5 students tested

For grades and subjects with multiple test administrations, the first administration results are used.

English TAKS Results % Passing, Spring 2009: Students with Disabilities																	
98 Grade	Reading / ELA			Mathematics			Writing			Science			Social Studies			All Tests Taken	
	Scale Score	Passing Standard	Com-mend	Scale Score	Passing Standard	Com-mend	Scale Score	Passing Standard	Com-mend	Scale Score	Passing Standard	Com-mend	Scale Score	Passing Standard	Com-mend	Passing Standard	Com-mend
6	2074	41	6	1981	31	6										29	0
7	2148	58	25	2106	50	8	2168	62	0							29	0
8	2098	47	12	2015	29	6				1910	24	6	2136	53	12		
Total	---	48	13	---	36	7	---	62	0	---	24	6	---	53	12	29	0

English TAKS Results % Passing, Spring 2008: Students with Disabilities																	
98 Grade	Reading / ELA			Mathematics			Writing			Science			Social Studies			All Tests Taken	
	Scale Score	Passing Standard	Com-mend	Scale Score	Passing Standard	Com-mend	Scale Score	Passing Standard	Com-mend	Scale Score	Passing Standard	Com-mend	Scale Score	Passing Standard	Com-mend	Passing Standard	Com-mend
6	2054	47	5	1990	40	5										35	0
7	1985	18	0	2050	39	0	2048	27	0							9	0
8	2061	52	5	1979	11	0				1901	5	0	2099	56	0		
Total	---	39	3	---	31	2	---	27	0	---	5	0	---	56	0	21	0

Spanish TAKS Results % Passing, Spring 2009: Students with Disabilities														
98 Grade	Reading / ELA			Mathematics			Writing			Science			All Tests Taken	
	Scale Score	Passing Standard	Com-mend	Scale Score	Passing Standard	Com-mend	Scale Score	Passing Standard	Com-mend	Scale Score	Passing Standard	Com-mend	Passing Standard	Com-mend
Neither Spanish TAKS nor TAKS-A was tested on the campus for this group in 2009.														

Spanish TAKS Results % Passing, Spring 2008: Students with Disabilities														
98 Grade	Reading / ELA			Mathematics			Writing			Science			All Tests Taken	
	Scale Score	Passing Standard	Com-mend	Scale Score	Passing Standard	Com-mend	Scale Score	Passing Standard	Com-mend	Scale Score	Passing Standard	Com-mend	Passing Standard	Com-mend
Neither Spanish TAKS nor TAKS-A was tested on the campus for this group in 2008.														

* Fewer than 5 students tested

For grades and subjects with multiple test administrations, the first administration results are used.

English TAKS-Alternate Results % Passing, Spring 2009: Students with Disabilities																	
98 Grade	Reading / ELA			Mathematics			Writing			Science			Social Studies			All Tests Taken	
	Scale Score	Passing Standard	Com-mend	Scale Score	Passing Standard	Com-mend	Scale Score	Passing Standard	Com-mend	Scale Score	Passing Standard	Com-mend	Scale Score	Passing Standard	Com-mend	Passing Standard	Com-mend
6		*	*		*	*										*	*
7		*	*		*	*		*	*							*	*
8		50	0		50	0					33	0		33	0	0	0
Total		33	0		42	0		*	*		33	0		33	0	0	0

English TAKS-Alternate Results % Passing, Spring 2008: Students with Disabilities																	
98 Grade	Reading / ELA			Mathematics			Writing			Science			Social Studies			All Tests Taken	
	Scale Score	Passing Standard	Com-mend	Scale Score	Passing Standard	Com-mend	Scale Score	Passing Standard	Com-mend	Scale Score	Passing Standard	Com-mend	Scale Score	Passing Standard	Com-mend	Passing Standard	Com-mend
6		*	*		*	*										*	*
7		67	67		67	50		67	67							67	50
8		*	*		*	*					*	*		*	*	*	*
Total		70	60		70	60		67	67		*	*		*	*	70	50

English TAKS-Modified Results % Passing, Spring 2009: Students with Disabilities																	
98 Grade	Reading / ELA			Mathematics			Writing			Science			Social Studies			All Tests Taken	
	Scale Score	Passing Standard	Com-mend	Scale Score	Passing Standard	Com-mend	Scale Score	Passing Standard	Com-mend	Scale Score	Passing Standard	Com-mend	Scale Score	Passing Standard	Com-mend	Passing Standard	Com-mend
6	2100	33	0	2112	63	0											
7	2128	60	0	2156	50	10		NSE									
8	2120	55	0	2035	45	0				2038	36	0		NSE			
Total	---	47	0	---	54	3	---			---	36	0	---				

English TAKS-Modified Results % Passing, Spring 2008: Students with Disabilities																	
98 Grade	Reading / ELA			Mathematics			Writing			Science			Social Studies			All Tests Taken	
	Scale Score	Passing Standard	Com-mend	Scale Score	Passing Standard	Com-mend	Scale Score	Passing Standard	Com-mend	Scale Score	Passing Standard	Com-mend	Scale Score	Passing Standard	Com-mend	Passing Standard	Com-mend
6	2102	40	0	*	*	*											
7	2100	57	0	2071	50	0											
8	2206	78	11	2094	73	0				2195	73	9					
Total	---	62	5	---	62	0				---	73	9					

NSE: No Standard Established

* Fewer than 5 students tested

For grades and subjects with multiple test administrations, the first administration results are used.

English TAKS Results % Passing, Spring 2009: Students with Disabilities																	
Grade	Reading / ELA			Mathematics			Writing			Science			Social Studies			All Tests Taken	
	Scale Score	Passing Standard	Com-mend	Scale Score	Passing Standard	Com-mend	Scale Score	Passing Standard	Com-mend	Scale Score	Passing Standard	Com-mend	Scale Score	Passing Standard	Com-mend	Passing Standard	Com-mend
9	2044	31	0	1963	9	0										19	0
10	2081	43	0	1969	10	0				1923	9	0	2078	39	4	8	0
11	2126	60	0	2055	44	0				2108	58	0	2212	79	7	36	0
Total	---	43	0	---	18	0				---	26	0	---	54	5	18	0

English TAKS Results % Passing, Spring 2008: Students with Disabilities																	
Grade	Reading / ELA			Mathematics			Writing			Science			Social Studies			All Tests Taken	
	Scale Score	Passing Standard	Com-mend	Scale Score	Passing Standard	Com-mend	Scale Score	Passing Standard	Com-mend	Scale Score	Passing Standard	Com-mend	Scale Score	Passing Standard	Com-mend	Passing Standard	Com-mend
9	2051	35	3	1923	7	0										11	0
10	2122	44	6	2012	25	0				1978	21	0	2117	60	0	11	0
11	2058	43	0	2039	44	0				2003	18	0	2155	70	0	21	0
Total	---	40	3	---	21	0				---	19	0	---	67	0	15	0

Spanish TAKS Results % Passing, Spring 2009: Students with Disabilities														
Grade	Reading / ELA			Mathematics			Writing			Science			All Tests Taken	
	Scale Score	Passing Standard	Com-mend	Scale Score	Passing Standard	Com-mend	Scale Score	Passing Standard	Com-mend	Scale Score	Passing Standard	Com-mend	Passing Standard	Com-mend
Neither Spanish TAKS nor TAKS-A was tested on the campus for this group in 2009.														

Spanish TAKS Results % Passing, Spring 2008: Students with Disabilities														
Grade	Reading / ELA			Mathematics			Writing			Science			All Tests Taken	
	Scale Score	Passing Standard	Com-mend	Scale Score	Passing Standard	Com-mend	Scale Score	Passing Standard	Com-mend	Scale Score	Passing Standard	Com-mend	Passing Standard	Com-mend
Neither Spanish TAKS nor TAKS-A was tested on the campus for this group in 2008.														

* Fewer than 5 students tested

For grades and subjects with multiple test administrations, the first administration results are used.

English TAKS-Alternate Results % Passing, Spring 2009: Students with Disabilities																	
Grade	Reading / ELA			Mathematics			Writing			Science			Social Studies			All Tests Taken	
	Scale Score	Passing Standard	Com-mend	Scale Score	Passing Standard	Com-mend	Scale Score	Passing Standard	Com-mend	Scale Score	Passing Standard	Com-mend	Scale Score	Passing Standard	Com-mend	Passing Standard	Com-mend
9		*	*		*	*										*	*
10		25	0		25	0					25	0		25	0	25	0
11		0	0		20	0					20	0		20	0	0	0
Total		13	0		20	0					23	0		23	0	13	0

English TAKS-Alternate Results % Passing, Spring 2008: Students with Disabilities																	
Grade	Reading / ELA			Mathematics			Writing			Science			Social Studies			All Tests Taken	
	Scale Score	Passing Standard	Com-mend	Scale Score	Passing Standard	Com-mend	Scale Score	Passing Standard	Com-mend	Scale Score	Passing Standard	Com-mend	Scale Score	Passing Standard	Com-mend	Passing Standard	Com-mend
9		100	0		100	0										100	0
10		100	0		100	17					100	0		100	0	100	0
11		*	*		*	*					*	*		*	*	*	*
Total		100	0		100	6					100	0		100	0	100	0

English TAKS-Modified Results % Passing, Spring 2009: Students with Disabilities																	
Grade	Reading / ELA			Mathematics			Writing			Science			Social Studies			All Tests Taken	
	Scale Score	Passing Standard	Com-mend	Scale Score	Passing Standard	Com-mend	Scale Score	Passing Standard	Com-mend	Scale Score	Passing Standard	Com-mend	Scale Score	Passing Standard	Com-mend	Passing Standard	Com-mend
9		NSE			NSE												
10	2255	88	12	2112	56	0				2029	29	0		NSE			
11		NSE			NSE						NSE			NSE			
Total	---	88	12	---	56	0				---	29	0	---				

English TAKS-Modified Results % Passing, Spring 2008: Students with Disabilities																	
Grade	Reading / ELA			Mathematics			Writing			Science			Social Studies			All Tests Taken	
	Scale Score	Passing Standard	Com-mend	Scale Score	Passing Standard	Com-mend	Scale Score	Passing Standard	Com-mend	Scale Score	Passing Standard	Com-mend	Scale Score	Passing Standard	Com-mend	Passing Standard	Com-mend
9																	
10	2165	50	10	2046	29	0				1976	42	0					
11																	
Total	---	50	10	---	29	0				---	42	0					

NSE: No Standard Established

* Fewer than 5 students tested

For grades and subjects with multiple test administrations, the first administration results are used.

English TAKS Results % Passing, Spring 2009: Students with Disabilities																	
27 Grade	Reading / ELA			Mathematics			Writing			Science			Social Studies			All Tests Taken	
	Scale Score	Passing Standard	Com-mend	Scale Score	Passing Standard	Com-mend	Scale Score	Passing Standard	Com-mend	Scale Score	Passing Standard	Com-mend	Scale Score	Passing Standard	Com-mend	Passing Standard	Com-mend
9	1973	19	0	1911	11	2										7	0
10	2072	48	0	1997	19	4				1984	20	0	2117	47	10	13	0
11	2111	59	0	2106	38	12				2085	52	0	2219	93	11	31	0
Total	---	36	0	---	20	5				---	35	0	---	68	11	15	0

English TAKS Results % Passing, Spring 2008: Students with Disabilities																	
27 Grade	Reading / ELA			Mathematics			Writing			Science			Social Studies			All Tests Taken	
	Scale Score	Passing Standard	Com-mend	Scale Score	Passing Standard	Com-mend	Scale Score	Passing Standard	Com-mend	Scale Score	Passing Standard	Com-mend	Scale Score	Passing Standard	Com-mend	Passing Standard	Com-mend
9	2046	37	7	1913	14	0										14	0
10	2153	79	4	2042	36	0				2017	32	0	2179	82	9	33	0
11	1995	33	0	1987	25	0				1998	13	0	2126	25	13	7	0
Total	---	49	5	---	22	0				---	27	0	---	67	10	18	0

Spanish TAKS Results % Passing, Spring 2009: Students with Disabilities														
27 Grade	Reading / ELA			Mathematics			Writing			Science			All Tests Taken	
	Scale Score	Passing Standard	Com-mend	Scale Score	Passing Standard	Com-mend	Scale Score	Passing Standard	Com-mend	Scale Score	Passing Standard	Com-mend	Passing Standard	Com-mend
Neither Spanish TAKS nor TAKS-A was tested on the campus for this group in 2009.														

Spanish TAKS Results % Passing, Spring 2008: Students with Disabilities														
27 Grade	Reading / ELA			Mathematics			Writing			Science			All Tests Taken	
	Scale Score	Passing Standard	Com-mend	Scale Score	Passing Standard	Com-mend	Scale Score	Passing Standard	Com-mend	Scale Score	Passing Standard	Com-mend	Passing Standard	Com-mend
Neither Spanish TAKS nor TAKS-A was tested on the campus for this group in 2008.														

* Fewer than 5 students tested

For grades and subjects with multiple test administrations, the first administration results are used.

English TAKS-Alternate Results % Passing, Spring 2009: Students with Disabilities																		
27 Grade	Reading / ELA			Mathematics			Writing			Science			Social Studies			All Tests Taken		
	Scale Score	Passing Standard	Com-mend	Scale Score	Passing Standard	Com-mend	Scale Score	Passing Standard	Com-mend	Scale Score	Passing Standard	Com-mend	Scale Score	Passing Standard	Com-mend	Passing Standard	Com-mend	
9		*	*		*	*										*	0	
10		100	0		100	0					100	0		100	0	100	0	
11		*	*		*	*					*	*		*	*	*	*	
Total		89	0		100	0					100	0		100	0	89	0	

English TAKS-Alternate Results % Passing, Spring 2008: Students with Disabilities																		
27 Grade	Reading / ELA			Mathematics			Writing			Science			Social Studies			All Tests Taken		
	Scale Score	Passing Standard	Com-mend	Scale Score	Passing Standard	Com-mend	Scale Score	Passing Standard	Com-mend	Scale Score	Passing Standard	Com-mend	Scale Score	Passing Standard	Com-mend	Passing Standard	Com-mend	
9		*	*		*	*										*	*	
10		*	*		*	*					*	*		*	*	*	*	
11																		
Total		100	17		100	17					*	*		*	*	100	17	

English TAKS-Modified Results % Passing, Spring 2009: Students with Disabilities																	
Grade	Reading / ELA			Mathematics			Writing			Science			Social Studies			All Tests Taken	
	Scale Score	Passing Standard	Com-mend	Scale Score	Passing Standard	Com-mend	Scale Score	Passing Standard	Com-mend	Scale Score	Passing Standard	Com-mend	Scale Score	Passing Standard	Com-mend	Passing Standard	Com-mend
9		NSE			NSE												
10	2139	65	0	2080	44	0				2041	22	0		NSE			
11		NSE			NSE						NSE			NSE			
Total	---	65	0	---	44	0				---	22	0	---				

English TAKS-Modified Results % Passing, Spring 2008: Students with Disabilities																	
27 Grade	Reading / ELA			Mathematics			Writing			Science			Social Studies			All Tests Taken	
	Scale Score	Passing Standard	Com-mend	Scale Score	Passing Standard	Com-mend	Scale Score	Passing Standard	Com-mend	Scale Score	Passing Standard	Com-mend	Scale Score	Passing Standard	Com-mend	Passing Standard	Com-mend
9																	
10	2133	60	13	2057	29	0				2035	40	0					
11																	
Total	---	60	13	---	29	0				---	40	0					

NSE: No Standard Established

* Fewer than 5 students tested

For grades and subjects with multiple test administrations, the first administration results are used.

English TAKS Results % Passing, Spring 2009: Students with Disabilities																	
301 Grade	Reading / ELA			Mathematics			Writing			Science			Social Studies			All Tests Taken	
	Scale Score	Passing Standard	Com-mend	Scale Score	Passing Standard	Com-mend	Scale Score	Passing Standard	Com-mend	Scale Score	Passing Standard	Com-mend	Scale Score	Passing Standard	Com-mend	Passing Standard	Com-mend
9																	
10																	
11	*	*	*	*	*	*				*	*	*	*	*	*	*	*
Total	---	*	*	---	*	*				---	*	*	---	*	*	*	*

English TAKS Results % Passing, Spring 2008: Students with Disabilities																	
301 Grade	Reading / ELA			Mathematics			Writing			Science			Social Studies			All Tests Taken	
	Scale Score	Passing Standard	Com-mend	Scale Score	Passing Standard	Com-mend	Scale Score	Passing Standard	Com-mend	Scale Score	Passing Standard	Com-mend	Scale Score	Passing Standard	Com-mend	Passing Standard	Com-mend
9	*	*	*	*	*	*										*	*
10	*	*	*							*	*	*	*	*	*	*	*
11	*	*	*	*	*	*				*	*	*	*	*	*	*	*
Total	---	100	0	---	*	*				---	80	0	---	100	20	50	0

Spanish TAKS Results % Passing, Spring 2009: Students with Disabilities														
301 Grade	Reading / ELA			Mathematics			Writing			Science			All Tests Taken	
	Scale Score	Passing Standard	Com-mend	Scale Score	Passing Standard	Com-mend	Scale Score	Passing Standard	Com-mend	Scale Score	Passing Standard	Com-mend	Passing Standard	Com-mend
Neither Spanish TAKS nor TAKS-A was tested on the campus for this group in 2009.														

Spanish TAKS Results % Passing, Spring 2008: Students with Disabilities														
301 Grade	Reading / ELA			Mathematics			Writing			Science			All Tests Taken	
	Scale Score	Passing Standard	Com-mend	Scale Score	Passing Standard	Com-mend	Scale Score	Passing Standard	Com-mend	Scale Score	Passing Standard	Com-mend	Passing Standard	Com-mend
Neither Spanish TAKS nor TAKS-A was tested on the campus for this group in 2008.														

* Fewer than 5 students tested

For grades and subjects with multiple test administrations, the first administration results are used.

English TAKS-Alternate Results % Passing, Spring 2009: Students with Disabilities																	
301 Grade	Reading / ELA			Mathematics			Writing			Science			Social Studies			All Tests Taken	
	Scale Score	Passing Standard	Com-mend	Scale Score	Passing Standard	Com-mend	Scale Score	Passing Standard	Com-mend	Scale Score	Passing Standard	Com-mend	Scale Score	Passing Standard	Com-mend	Passing Standard	Com-mend
English TAKS-Alt was not tested on the campus for this group in 2009.																	

English TAKS-Alternate Results % Passing, Spring 2008: Students with Disabilities																	
301 Grade	Reading / ELA			Mathematics			Writing			Science			Social Studies			All Tests Taken	
	Scale Score	Passing Standard	Com-mend	Scale Score	Passing Standard	Com-mend	Scale Score	Passing Standard	Com-mend	Scale Score	Passing Standard	Com-mend	Scale Score	Passing Standard	Com-mend	Passing Standard	Com-mend
English TAKS-Alt was not tested on the campus for this group in 2008.																	

English TAKS-Modified Results % Passing, Spring 2009: Students with Disabilities																	
301 Grade	Reading / ELA			Mathematics			Writing			Science			Social Studies			All Tests Taken	
	Scale Score	Passing Standard	Com-mend	Scale Score	Passing Standard	Com-mend	Scale Score	Passing Standard	Com-mend	Scale Score	Passing Standard	Com-mend	Scale Score	Passing Standard	Com-mend	Passing Standard	Com-mend
9																	
10																	
11					NSE												
Total				---	*	*											

English TAKS-Modified Results % Passing, Spring 2008: Students with Disabilities																	
301 Grade	Reading / ELA			Mathematics			Writing			Science			Social Studies			All Tests Taken	
	Scale Score	Passing Standard	Com-mend	Scale Score	Passing Standard	Com-mend	Scale Score	Passing Standard	Com-mend	Scale Score	Passing Standard	Com-mend	Scale Score	Passing Standard	Com-mend	Passing Standard	Com-mend
9																	
10				*	*	*											
11																	
Total				---	*	*											

NSE: No Standard Established

* Fewer than 5 students tested

For grades and subjects with multiple test administrations, the first administration results are used.

English TAKS Results % Passing, Spring 2009: Students with Disabilities																	
Grade	Reading / ELA			Mathematics			Writing			Science			Social Studies			All Tests Taken	
	Scale Score	Passing Standard	Com-mend	Scale Score	Passing Standard	Com-mend	Scale Score	Passing Standard	Com-mend	Scale Score	Passing Standard	Com-mend	Scale Score	Passing Standard	Com-mend	Passing Standard	Com-mend
3																	
4																	
5																	
6																	
7																	
8																	
9 2022		33	0	*	*	*										33	0
10 2079		67	0	*	*	*				1833	0	0	2082	38	0	20	0
11 2141		67	0	2264	80	40				2154	80	0	2280	83	33	63	0
Total	---	56	0	---	40	20				---	40	0	---	57	14	38	0

English TAKS Results % Passing, Spring 2008: Students with Disabilities																	
Grade	Reading / ELA			Mathematics			Writing			Science			Social Studies			All Tests Taken	
	Scale Score	Passing Standard	Com-mend	Scale Score	Passing Standard	Com-mend	Scale Score	Passing Standard	Com-mend	Scale Score	Passing Standard	Com-mend	Scale Score	Passing Standard	Com-mend	Passing Standard	Com-mend
3																	
4																	
5																	
6																	
7																	
8																	
9 2021		26	5	1921	12	0										10	0
10 2103		36	0	2031	33	11				2026	60	0	2187	63	38	15	0
11 2153		67	0	2139	57	0				2103	57	0	2200	67	0	31	0
Total	---	34	3	---	24	2				---	58	0	---	65	18	15	0

Spanish TAKS Results % Passing, Spring 2009: Students with Disabilities														
Grade	Reading / ELA			Mathematics			Writing			Science			All Tests Taken	
	Scale Score	Passing Standard	Com-mend	Scale Score	Passing Standard	Com-mend	Scale Score	Passing Standard	Com-mend	Scale Score	Passing Standard	Com-mend	Passing Standard	Com-mend
4														
Neither Spanish TAKS nor TAKS-A was tested on the campus for this group in 2009.														
Spanish TAKS Results % Passing, Spring 2008: Students with Disabilities														
Grade	Reading / ELA			Mathematics			Writing			Science			All Tests Taken	
	Scale Score	Passing Standard	Com-mend	Scale Score	Passing Standard	Com-mend	Scale Score	Passing Standard	Com-mend	Scale Score	Passing Standard	Com-mend	Passing Standard	Com-mend
4														
Neither Spanish TAKS nor TAKS-A was tested on the campus for this group in 2008.														

* Fewer than 5 students tested

For grades and subjects with multiple test administrations, the first administration results are used.

English TAKS-Alternate Results % Passing, Spring 2009: Students with Disabilities																	
Grade	Reading / ELA			Mathematics			Writing			Science			Social Studies			All Tests Taken	
	Scale Score	Passing Standard	Com-mend	Scale Score	Passing Standard	Com-mend	Scale Score	Passing Standard	Com-mend	Scale Score	Passing Standard	Com-mend	Scale Score	Passing Standard	Com-mend	Passing Standard	Com-mend
3																	
4																	
5																	
6																	
7																	
8		*	*		*	*					*	*		*	*	*	0
9		60	0		60	0										60	0
10		*	*		*	*					*	*		*	*	*	*
11		43	0		43	0					43	0		43	0	43	0
Total		62	0		62	0					64	9		64	0	62	0

English TAKS-Alternate Results % Passing, Spring 2008: Students with Disabilities																		
Grade	Reading / ELA			Mathematics			Writing			Science			Social Studies			All Tests Taken		
	Scale Score	Passing Standard	Com-mend	Scale Score	Passing Standard	Com-mend	Scale Score	Passing Standard	Com-mend	Scale Score	Passing Standard	Com-mend	Scale Score	Passing Standard	Com-mend	Passing Standard	Com-mend	
3																		
4																		
5																		
6																		
7																		
8																		
9		*	*		*	*										*	*	
10		88	38		88	13					88	13		88	25	88	0	
11		83	33		100	0					100	33		100	0	83	0	
Total		89	28		94	17					93	21		92	15	89	0	

English TAKS-Modified Results % Passing, Spring 2009: Students with Disabilities																		
Grade	Reading / ELA			Mathematics			Writing			Science			Social Studies			All Tests Taken		
	Scale Score	Passing Standard	Com-mend	Scale Score	Passing Standard	Com-mend	Scale Score	Passing Standard	Com-mend	Scale Score	Passing Standard	Com-mend	Scale Score	Passing Standard	Com-mend	Passing Standard	Com-mend	
3																		
4																		
5																		
6																		
7																		
8																		
9		NSE			NSE													
10	2262	79	14	2144	50	4				2136	56	4		NSE				
11		NSE			NSE						NSE			NSE				
Total	---	79	14	---	50	4				---	56	4		---				

English TAKS-Modified Results % Passing, Spring 2008: Students with Disabilities																	
Grade	Reading / ELA			Mathematics			Writing			Science			Social Studies			All Tests Taken	
	Scale Score	Passing Standard	Com-mend	Scale Score	Passing Standard	Com-mend	Scale Score	Passing Standard	Com-mend	Scale Score	Passing Standard	Com-mend	Scale Score	Passing Standard	Com-mend	Passing Standard	Com-mend
3																	
4																	
5																	
6																	
7																	
8																	
9																	
10	2402	100	50	2189	50	13				2265	62	31					
11																	
Total	---	100	50	---	50	13				---	62	31					

NSE: No Standard Established

* Fewer than 5 students tested

For grades and subjects with multiple test administrations, the first administration results are used.

English TAKS Results % Passing, Spring 2009: Students with Disabilities																	
11 Grade	Reading / ELA			Mathematics			Writing			Science			Social Studies			All Tests Taken	
	Scale Score	Passing Standard	Com-mend	Scale Score	Passing Standard	Com-mend	Scale Score	Passing Standard	Com-mend	Scale Score	Passing Standard	Com-mend	Scale Score	Passing Standard	Com-mend	Passing Standard	Com-mend
9	2033	37	2	1935	15	0										12	0
10	2033	32	0	1936	10	0				1938	11	3	2093	54	3	8	0
11	2075	43	0	2041	30	0				2065	43	0	2218	75	20	18	0
Total	---	36	1	---	16	0				---	23	2	---	61	9	12	0

English TAKS Results % Passing, Spring 2008: Students with Disabilities																	
11 Grade	Reading / ELA			Mathematics			Writing			Science			Social Studies			All Tests Taken	
	Scale Score	Passing Standard	Com-mend	Scale Score	Passing Standard	Com-mend	Scale Score	Passing Standard	Com-mend	Scale Score	Passing Standard	Com-mend	Scale Score	Passing Standard	Com-mend	Passing Standard	Com-mend
9	2014	29	2	1906	12	0										10	1
10	2031	24	0	1930	3	0				1895	10	0	2026	30	3	3	0
11	2038	25	0	1988	24	0				1995	20	0	2129	55	5	10	0
Total	---	27	1	---	12	0				---	14	0	---	40	4	8	1

Spanish TAKS Results % Passing, Spring 2009: Students with Disabilities														
11 Grade	Reading / ELA			Mathematics			Writing			Science			All Tests Taken	
	Scale Score	Passing Standard	Com-mend	Scale Score	Passing Standard	Com-mend	Scale Score	Passing Standard	Com-mend	Scale Score	Passing Standard	Com-mend	Passing Standard	Com-mend
Neither Spanish TAKS nor TAKS-A was tested on the campus for this group in 2009.														

Spanish TAKS Results % Passing, Spring 2008: Students with Disabilities														
11 Grade	Reading / ELA			Mathematics			Writing			Science			All Tests Taken	
	Scale Score	Passing Standard	Com-mend	Scale Score	Passing Standard	Com-mend	Scale Score	Passing Standard	Com-mend	Scale Score	Passing Standard	Com-mend	Passing Standard	Com-mend
Neither Spanish TAKS nor TAKS-A was tested on the campus for this group in 2008.														

* Fewer than 5 students tested

For grades and subjects with multiple test administrations, the first administration results are used.

English TAKS-Alternate Results % Passing, Spring 2009: Students with Disabilities																	
Grade	Reading / ELA			Mathematics			Writing			Science			Social Studies			All Tests Taken	
	Scale Score	Passing Standard	Com-mend	Scale Score	Passing Standard	Com-mend	Scale Score	Passing Standard	Com-mend	Scale Score	Passing Standard	Com-mend	Scale Score	Passing Standard	Com-mend	Passing Standard	Com-mend
9		*	*		*	*										*	*
10		*	*		*	*					*	*		*	*	*	*
11																	
Total		83	0		83	0					*	*		*	*	83	0

English TAKS-Alternate Results % Passing, Spring 2008: Students with Disabilities																	
Grade	Reading / ELA			Mathematics			Writing			Science			Social Studies			All Tests Taken	
	Scale Score	Passing Standard	Com-mend	Scale Score	Passing Standard	Com-mend	Scale Score	Passing Standard	Com-mend	Scale Score	Passing Standard	Com-mend	Scale Score	Passing Standard	Com-mend	Passing Standard	Com-mend
9		*	*		*	*										*	*
10																	
11		*	*		*	*					*	*		*	*	*	*
Total		*	*		*	*					*	*		*	*	*	*

English TAKS-Modified Results % Passing, Spring 2009: Students with Disabilities																		
Grade	Reading / ELA			Mathematics			Writing			Science			Social Studies			All Tests Taken		
	Scale Score	Passing Standard	Com-mend	Scale Score	Passing Standard	Com-mend	Scale Score	Passing Standard	Com-mend	Scale Score	Passing Standard	Com-mend	Scale Score	Passing Standard	Com-mend	Passing Standard	Com-mend	
9		NSE			NSE													
10	2133	50	8	2029	17	0				1967	8	0		NSE				
11		NSE			NSE						NSE			NSE				
Total	---	50	8	---	17	0				---	8	0	---					







English TAKS-Modified Results % Passing, Spring 2008: Students with Disabilities																		
Grade	Reading / ELA			Mathematics			Writing			Science			Social Studies			All Tests Taken		
	Scale Score	Passing Standard	Com-mend	Scale Score	Passing Standard	Com-mend	Scale Score	Passing Standard	Com-mend	Scale Score	Passing Standard	Com-mend	Scale Score	Passing Standard	Com-mend	Passing Standard	Com-mend	
9																		
10	2034	40	0	2059	17	0				*	*	*						
11																		
Total	---	40	0	---	17	0				---	*	*						






NSE: No Standard Established






* Fewer than 5 students tested

For grades and subjects with multiple test administrations, the first administration results are used.

English TAKS Results % Passing, Spring 2009: Students with Disabilities																	
349 Grade	Reading / ELA			Mathematics			Writing			Science			Social Studies			All Tests Taken	
	Scale Score	Passing Standard	Com-mend	Scale Score	Passing Standard	Com-mend	Scale Score	Passing Standard	Com-mend	Scale Score	Passing Standard	Com-mend	Scale Score	Passing Standard	Com-mend	Passing Standard	Com-mend
11	*	<div></div>	*	*	<div></div>	*		<div></div>			<div></div>		*	<div></div>	*	<div></div>	*
Total	---	<div></div>	*	---	<div></div>	*		<div></div>			<div></div>		---	<div></div>	*	<div></div>	*

English TAKS Results % Passing, Spring 2008: Students with Disabilities																		
349 Grade	Reading / ELA			Mathematics			Writing			Science			Social Studies			All Tests Taken		
	Scale Score	Passing Standard	Com-mend	Scale Score	Passing Standard	Com-mend	Scale Score	Passing Standard	Com-mend	Scale Score	Passing Standard	Com-mend	Scale Score	Passing Standard	Com-mend	Passing Standard	Com-mend	
																		
Neither English TAKS nor TAKS-A was tested on the campus for this group in 2008.																		

Spanish TAKS Results % Passing, Spring 2009: Students with Disabilities														
349 Grade	Reading / ELA			Mathematics			Writing			Science			All Tests Taken	
	Scale Score	Passing Standard	Com-mend	Scale Score	Passing Standard	Com-mend	Scale Score	Passing Standard	Com-mend	Scale Score	Passing Standard	Com-mend	Passing Standard	Com-mend
														
Neither Spanish TAKS nor TAKS-A was tested on the campus for this group in 2009.														

Spanish TAKS Results % Passing, Spring 2008: Students with Disabilities														
349 Grade	Reading / ELA			Mathematics			Writing			Science			All Tests Taken	
	Scale Score	Passing Standard	Com-mend	Scale Score	Passing Standard	Com-mend	Scale Score	Passing Standard	Com-mend	Scale Score	Passing Standard	Com-mend	Passing Standard	Com-mend
														
Neither Spanish TAKS nor TAKS-A was tested on the campus for this group in 2008.														

* Fewer than 5 students tested

For grades and subjects with multiple test administrations, the first administration results are used.

English TAKS-Alternate Results % Passing, Spring 2009: Students with Disabilities																	
349 Grade	Reading / ELA			Mathematics			Writing			Science			Social Studies			All Tests Taken	
	Scale Score	Passing Standard	Com-mend	Scale Score	Passing Standard	Com-mend	Scale Score	Passing Standard	Com-mend	Scale Score	Passing Standard	Com-mend	Scale Score	Passing Standard	Com-mend	Passing Standard	Com-mend
English TAKS-Alt was not tested on the campus for this group in 2009.																	

English TAKS-Alternate Results % Passing, Spring 2008: Students with Disabilities																		
349 Grade	Reading / ELA			Mathematics			Writing			Science			Social Studies			All Tests Taken		
	Scale Score	Passing Standard	Com-mend	Scale Score	Passing Standard	Com-mend	Scale Score	Passing Standard	Com-mend	Scale Score	Passing Standard	Com-mend	Scale Score	Passing Standard	Com-mend	Passing Standard	Com-mend	
English TAKS-Alt was not tested on the campus for this group in 2008.																		

English TAKS-Modified Results % Passing, Spring 2009: Students with Disabilities																	
349 Grade	Reading / ELA			Mathematics			Writing			Science			Social Studies			All Tests Taken	
	Scale Score	Passing Standard	Com-mend	Scale Score	Passing Standard	Com-mend	Scale Score	Passing Standard	Com-mend	Scale Score	Passing Standard	Com-mend	Scale Score	Passing Standard	Com-mend	Passing Standard	Com-mend
11		NSE			NSE						NSE			NSE			
Total	---			---						---			---				

English TAKS-Modified Results % Passing, Spring 2008: Students with Disabilities																	
349 Grade	Reading / ELA			Mathematics			Writing			Science			Social Studies			All Tests Taken	
	Scale Score	Passing Standard	Com-mend	Scale Score	Passing Standard	Com-mend	Scale Score	Passing Standard	Com-mend	Scale Score	Passing Standard	Com-mend	Scale Score	Passing Standard	Com-mend	Passing Standard	Com-mend
English TAKS-M was not tested on the campus for this group in 2008.																	

NSE: No Standard Established

* Fewer than 5 students tested

For grades and subjects with multiple test administrations, the first administration results are used.

**NORTH REGION
SPECIAL EDUCATION
TAKS PERFORMANCE
SPRING 2009**

North Region

English TAKS Results % Passing, Spring 2009: Students with Disabilities																	
701 Grade	Reading / ELA			Mathematics			Writing			Science			Social Studies			All Tests Taken	
	Scale Score	Passing Standard	Com-mend	Scale Score	Passing Standard	Com-mend	Scale Score	Passing Standard	Com-mend	Scale Score	Passing Standard	Com-mend	Scale Score	Passing Standard	Com-mend	Passing Standard	Com-mend
3	2131	57	13	2172	62	18											
4	2077	48	4	2165	70	13	2167	58	4							38	1
5	2082	56	6	2166	67	20				2208	74	27					
6	2074	51	8	2013	38	7										34	0
7	2012	32	1	2022	26	2	2100	52	2							18	0
8	2062	44	2	2032	39	3				1955	21	1	2166	74	6		
9	2041	39	0	1925	12	2										11	0
10	2052	35	1	1965	12	0				1965	17	1	2102	53	2	5	0
11	2083	50	1	2042	32	3				2070	40	2	2193	73	10	20	1
Total	---	44	3	---	38	7	---	55	3	---	39	8	---	66	6	20	0

English TAKS Results % Passing, Spring 2008: Students with Disabilities																	
701 Grade	Reading / ELA			Mathematics			Writing			Science			Social Studies			All Tests Taken	
	Scale Score	Passing Standard	Com-mend	Scale Score	Passing Standard	Com-mend	Scale Score	Passing Standard	Com-mend	Scale Score	Passing Standard	Com-mend	Scale Score	Passing Standard	Com-mend	Passing Standard	Com-mend
3	2103	50	15	2115	59	11											
4	2069	47	4	2109	61	10	2161	57	9							34	0
5	2029	44	3	2130	60	13				2136	60	19					
6	2035	42	4	1952	29	6										24	1
7	1994	30	1	1970	20	0	2074	42	1							13	0
8	2062	42	7	1999	26	2				1960	25	2	2178	70	13		
9	2025	36	3	1842	9	1										10	1
10	2066	37	1	1914	8	1				1930	13	1	2055	39	4	4	0
11	2084	50	0	1939	19	1				2027	28	0	2156	63	4	13	0
Total	---	41	4	---	31	5	---	49	5	---	31	6	---	57	8	16	0

Spanish TAKS Results % Passing, Spring 2009: Students with Disabilities														
701 Grade	Reading / ELA			Mathematics			Writing			Science			All Tests Taken	
	Scale Score	Passing Standard	Com-mend	Scale Score	Passing Standard	Com-mend	Scale Score	Passing Standard	Com-mend	Scale Score	Passing Standard	Com-mend	Passing Standard	Com-mend
3	2168	65	15	2135	70	8								
4	2141	68	7	2149	63	20	2208	59	17				55	3
5														
6														
Total	---	66	11	---	67	13	---	59	17				55	3

* Fewer than 5 students tested

Spanish TAKS Results % Passing, Spring 2008: Students with Disabilities														
701 Grade	Reading / ELA			Mathematics			Writing			Science			All Tests Taken	
	Scale Score	Passing Standard	Com-mend	Scale Score	Passing Standard	Com-mend	Scale Score	Passing Standard	Com-mend	Scale Score	Passing Standard	Com-mend	Passing Standard	Com-mend
3	2142	70	9	2125	58	6								
4	2039	47	10	2076	55	6	2227	62	10				39	0
5														
6														
Total	---	61	9	---	57	6	---	62	10				39	0

For grades and subjects with multiple test administrations, the first administration results are used.

North Region

English TAKS-Alternate Results % Passing, Spring 2009: Students with Disabilities																		
701 Grade	Reading / ELA			Mathematics			Writing			Science			Social Studies			All Tests Taken		
	Scale Score	Passing Standard	Com-mend	Scale Score	Passing Standard	Com-mend	Scale Score	Passing Standard	Com-mend	Scale Score	Passing Standard	Com-mend	Scale Score	Passing Standard	Com-mend	Passing Standard	Com-mend	
3		48	10		58	10										48	6	
4		53	0		80	7		63	7							50	0	
5		68	14		77	14					77	16				68	11	
6		59	15		63	19										56	15	
7		57	10		71	14		57	10							57	5	
8		51	9		63	11					66	11		63	11	43	9	
9		76	9		79	9										76	9	
10		72	16		76	20					88	32		84	28	72	16	
11		79	21		83	17					72	21		79	17	66	17	
Total		63	11		72	13		61	8		75	19		74	18	60	10	

English TAKS-Alternate Results % Passing, Spring 2008: Students with Disabilities																		
701 Grade	Reading / ELA			Mathematics			Writing			Science			Social Studies			All Tests Taken		
	Scale Score	Passing Standard	Com-mend	Scale Score	Passing Standard	Com-mend	Scale Score	Passing Standard	Com-mend	Scale Score	Passing Standard	Com-mend	Scale Score	Passing Standard	Com-mend	Passing Standard	Com-mend	
3		83	34		83	29										83	29	
4		78	33		83	31		77	31							75	28	
5		80	46		80	39					80	46				76	37	
6		78	4		78	4										71	0	
7		83	0		88	0		81	0							77	0	
8		59	5		78	4					62	5		63	8	58	0	
9		93	21		89	25										89	21	
10		97	25		97	25					97	25		97	28	97	25	
11		100	26		95	32					100	21		100	26	95	21	
Total		83	25		86	23		79	18		85	28		87	21	80	20	

English TAKS-Modified Results % Passing, Spring 2009: Students with Disabilities																		
701 Grade	Reading / ELA			Mathematics			Writing			Science			Social Studies			All Tests Taken		
	Scale Score	Passing Standard	Com- mend	Scale Score	Passing Standard	Com- mend	Scale Score	Passing Standard	Com- mend	Scale Score	Passing Standard	Com- mend	Scale Score	Passing Standard	Com- mend	Passing Standard	Com- mend	
3	2245	79	25	2304	90	30												
4	2252	86	21	2256	82	23		NSE										
5	2258	79	23	2270	76	30				2139	61	13						
6	2208	79	9	2236	72	26												
7	2244	80	22	2249	75	28		NSE										
8	2225	83	14	2175	65	16				2166	63	15		NSE				
9		NSE			NSE													
10	2220	76	15	2074	42	0				2032	37	0		NSE				
11		NSE			NSE						NSE			NSE				
Total	---	80	18	---	73	23	---			---	57	11	---					

English TAKS-Modified Results % Passing, Spring 2008: Students with Disabilities																		
701 Grade	Reading / ELA			Mathematics			Writing			Science			Social Studies			All Tests Taken		
	Scale Score	Passing Standard	Com-mend	Scale Score	Passing Standard	Com-mend	Scale Score	Passing Standard	Com-mend	Scale Score	Passing Standard	Com-mend	Scale Score	Passing Standard	Com-mend	Passing Standard	Com-mend	
3	2236	90	13	2236	76	20												
4	2212	74	14	2189	66	16												
5	2221	79	15	2208	68	19				2091	49	8						
6	2178	71	9	2145	64	8												
7	2216	80	12	2131	59	7												
8	2179	74	4	2088	46	3				2040	38	0						
9																		
10	2120	54	4	2049	24	0				1982	18	0						
11																		
Total	---	75	11	---	59	10				---	39	3						

NSE: No Standard Established

* Fewer than 5 students tested

For grades and subjects with multiple test administrations, the first administration results are used.

English TAKS Results % Passing, Spring 2009: Students with Disabilities																	
103 Grade	Reading / ELA			Mathematics			Writing			Science			Social Studies			All Tests Taken	
	Scale Score	Passing Standard	Com-mend	Scale Score	Passing Standard	Com-mend	Scale Score	Passing Standard	Com-mend	Scale Score	Passing Standard	Com-mend	Scale Score	Passing Standard	Com-mend	Passing Standard	Com-mend
3	*		*	*		*											
4	*		*	*		*	*		*							*	*
5	*		*	*		*				*		*					
Total	---	100	0	---	100	29	---	*	*	---	*	*				*	*

English TAKS Results % Passing, Spring 2008: Students with Disabilities																	
103 Grade	Reading / ELA			Mathematics			Writing			Science			Social Studies			All Tests Taken	
	Scale Score	Passing Standard	Com-mend	Scale Score	Passing Standard	Com-mend	Scale Score	Passing Standard	Com-mend	Scale Score	Passing Standard	Com-mend	Scale Score	Passing Standard	Com-mend	Passing Standard	Com-mend
3	*		*	*		*											
4	*		*	*		*	*		*							*	*
5	*		*	*		*											
Total	---	*	*	---	*	*	---	*	*							*	*

Spanish TAKS Results % Passing, Spring 2009: Students with Disabilities														
103 Grade	Reading / ELA			Mathematics			Writing			Science			All Tests Taken	
	Scale Score	Passing Standard	Com-mend	Scale Score	Passing Standard	Com-mend	Scale Score	Passing Standard	Com-mend	Scale Score	Passing Standard	Com-mend	Passing Standard	Com-mend
3														
4	*	*	*	*	*	*	*	*	*				*	*
5														
Total	---	*	*	---	*	*	---	*	*				*	*

Spanish TAKS Results % Passing, Spring 2008: Students with Disabilities														
103 Grade	Reading / ELA			Mathematics			Writing			Science			All Tests Taken	
	Scale Score	Passing Standard	Com-mend	Scale Score	Passing Standard	Com-mend	Scale Score	Passing Standard	Com-mend	Scale Score	Passing Standard	Com-mend	Passing Standard	Com-mend
3	*	*	*	*	*	*								
4	*	*	*	*	*	*	*	*	*				*	*
5														
Total	---	*	*	---	*	*	---	*	*				*	*

* Fewer than 5 students tested

For grades and subjects with multiple test administrations, the first administration results are used.

English TAKS-Alternate Results % Passing, Spring 2009: Students with Disabilities																	
103 Grade	Reading / ELA			Mathematics			Writing			Science			Social Studies			All Tests Taken	
	Scale Score	Passing Standard	Com-mend	Scale Score	Passing Standard	Com-mend	Scale Score	Passing Standard	Com-mend	Scale Score	Passing Standard	Com-mend	Scale Score	Passing Standard	Com-mend	Passing Standard	Com-mend
English TAKS-Alt was not tested on the campus for this group in 2009.																	

English TAKS-Alternate Results % Passing, Spring 2008: Students with Disabilities																	
103 Grade	Reading / ELA			Mathematics			Writing			Science			Social Studies			All Tests Taken	
	Scale Score	Passing Standard	Com-mend	Scale Score	Passing Standard	Com-mend	Scale Score	Passing Standard	Com-mend	Scale Score	Passing Standard	Com-mend	Scale Score	Passing Standard	Com-mend	Passing Standard	Com-mend
English TAKS-Alt was not tested on the campus for this group in 2008.																	

English TAKS-Modified Results % Passing, Spring 2009: Students with Disabilities																	
103 Grade	Reading / ELA			Mathematics			Writing			Science			Social Studies			All Tests Taken	
	Scale Score	Passing Standard	Com-mend	Scale Score	Passing Standard	Com-mend	Scale Score	Passing Standard	Com-mend	Scale Score	Passing Standard	Com-mend	Scale Score	Passing Standard	Com-mend	Passing Standard	Com-mend
3	*		*	*		*											
4																	
5	*		*	*		*				*		*					
Total	---		*	---	60	0				---		*					

English TAKS-Modified Results % Passing, Spring 2008: Students with Disabilities																	
103 Grade	Reading / ELA			Mathematics			Writing			Science			Social Studies			All Tests Taken	
	Scale Score	Passing Standard	Com-mend	Scale Score	Passing Standard	Com-mend	Scale Score	Passing Standard	Com-mend	Scale Score	Passing Standard	Com-mend	Scale Score	Passing Standard	Com-mend	Passing Standard	Com-mend
3	*	*	*	*	*	*											
4	*	*	*	*	*	*											
5	*	*	*	*	*	*				*	*	*					
Total	---	100	14	---	71	0				---	*	*					

NSE: No Standard Established

* Fewer than 5 students tested

For grades and subjects with multiple test administrations, the first administration results are used.

English TAKS Results % Passing, Spring 2009: Students with Disabilities																	
106 Grade	Reading / ELA			Mathematics			Writing			Science			Social Studies			All Tests Taken	
	Scale Score	Passing Standard	Com-mend	Scale Score	Passing Standard	Com-mend	Scale Score	Passing Standard	Com-mend	Scale Score	Passing Standard	Com-mend	Scale Score	Passing Standard	Com-mend	Passing Standard	Com-mend
3	*	*	*	*	*	*											
4	*	*	*	*	*	*	*	*	*							*	*
5	2174	86	0	2216	71	14				*	*	*					
6	2046	29	0	2037	57	0										14	0
Total	---	60	5	---	68	5	---	*	*	---	*	*				27	0

English TAKS Results % Passing, Spring 2008: Students with Disabilities																	
106 Grade	Reading / ELA			Mathematics			Writing			Science			Social Studies			All Tests Taken	
	Scale Score	Passing Standard	Com-mend	Scale Score	Passing Standard	Com-mend	Scale Score	Passing Standard	Com-mend	Scale Score	Passing Standard	Com-mend	Scale Score	Passing Standard	Com-mend	Passing Standard	Com-mend
3	*	*	*	*	*	*											
4	2080	40	0	2087	50	0	2167	71	0							14	0
5	2098	67	0	2041	43	0				*	*	*					
6	*	*	*	*	*	*										*	*
Total	---	74	21	---	62	24	---	71	0	---	*	*				45	9

Spanish TAKS Results % Passing, Spring 2009: Students with Disabilities														
106 Grade	Reading / ELA			Mathematics			Writing			Science			All Tests Taken	
	Scale Score	Passing Standard	Com-mend	Scale Score	Passing Standard	Com-mend	Scale Score	Passing Standard	Com-mend	Scale Score	Passing Standard	Com-mend	Passing Standard	Com-mend
Neither Spanish TAKS nor TAKS-A was tested on the campus for this group in 2009.														

Spanish TAKS Results % Passing, Spring 2008: Students with Disabilities														
106 Grade	Reading / ELA			Mathematics			Writing			Science			All Tests Taken	
	Scale Score	Passing Standard	Com-mend	Scale Score	Passing Standard	Com-mend	Scale Score	Passing Standard	Com-mend	Scale Score	Passing Standard	Com-mend	Passing Standard	Com-mend
Neither Spanish TAKS nor TAKS-A was tested on the campus for this group in 2008.														

* Fewer than 5 students tested

For grades and subjects with multiple test administrations, the first administration results are used.

English TAKS-Alternate Results % Passing, Spring 2009: Students with Disabilities																	
106 Grade	Reading / ELA			Mathematics			Writing			Science			Social Studies			All Tests Taken	
	Scale Score	Passing Standard	Com-mend	Scale Score	Passing Standard	Com-mend	Scale Score	Passing Standard	Com-mend	Scale Score	Passing Standard	Com-mend	Scale Score	Passing Standard	Com-mend	Passing Standard	Com-mend
English TAKS-Alt was not tested on the campus for this group in 2009.																	

English TAKS-Alternate Results % Passing, Spring 2008: Students with Disabilities																	
106 Grade	Reading / ELA			Mathematics			Writing			Science			Social Studies			All Tests Taken	
	Scale Score	Passing Standard	Com-mend	Scale Score	Passing Standard	Com-mend	Scale Score	Passing Standard	Com-mend	Scale Score	Passing Standard	Com-mend	Scale Score	Passing Standard	Com-mend	Passing Standard	Com-mend
English TAKS-Alt was not tested on the campus for this group in 2008.																	

English TAKS-Modified Results % Passing, Spring 2009: Students with Disabilities																	
106 Grade	Reading / ELA			Mathematics			Writing			Science			Social Studies			All Tests Taken	
	Scale Score	Passing Standard	Com-mend	Scale Score	Passing Standard	Com-mend	Scale Score	Passing Standard	Com-mend	Scale Score	Passing Standard	Com-mend	Scale Score	Passing Standard	Com-mend	Passing Standard	Com-mend
3				*	*	*											
4	*	*	*	*	*	*		NSE									
5	*	*	*	*	*	*				2277	86	29					
6	*	*	*	*	*	*											
Total	---	100	17	---	100	38	---			---	86	29					

English TAKS-Modified Results % Passing, Spring 2008: Students with Disabilities																	
106 Grade	Reading / ELA			Mathematics			Writing			Science			Social Studies			All Tests Taken	
	Scale Score	Passing Standard	Com-mend	Scale Score	Passing Standard	Com-mend	Scale Score	Passing Standard	Com-mend	Scale Score	Passing Standard	Com-mend	Scale Score	Passing Standard	Com-mend	Passing Standard	Com-mend
3	*	<div></div>	*	*	<div></div>	*		<div></div>			<div></div>			<div></div>		<div></div>	
4	*	<div></div>	*	*	<div></div>	*		<div></div>			<div></div>			<div></div>		<div></div>	
5	*	<div></div>	*	*	<div></div>	*		<div></div>		2188	<div>88</div>	0		<div></div>		<div></div>	
6		<div></div>			<div></div>			<div></div>			<div></div>			<div></div>		<div></div>	
Total	---	<div>100</div>	17	---	<div></div>	*		<div></div>		---	<div>88</div>	0		<div></div>		<div></div>	

NSE: No Standard Established

* Fewer than 5 students tested

For grades and subjects with multiple test administrations, the first administration results are used.

English TAKS Results % Passing, Spring 2009: Students with Disabilities																	
107 Grade	Reading / ELA			Mathematics			Writing			Science			Social Studies			All Tests Taken	
	Scale Score	Passing Standard	Com-mend	Scale Score	Passing Standard	Com-mend	Scale Score	Passing Standard	Com-mend	Scale Score	Passing Standard	Com-mend	Scale Score	Passing Standard	Com-mend	Passing Standard	Com-mend
3	*		*	*		*											
4	*		*	*		*	*		*							*	*
5	2028	33	17	2005	50	0				*		*					
Total	---	25	8	---	40	0	---	*	*	---	*	*				*	*

English TAKS Results % Passing, Spring 2008: Students with Disabilities																	
107 Grade	Reading / ELA			Mathematics			Writing			Science			Social Studies			All Tests Taken	
	Scale Score	Passing Standard	Com-mend	Scale Score	Passing Standard	Com-mend	Scale Score	Passing Standard	Com-mend	Scale Score	Passing Standard	Com-mend	Scale Score	Passing Standard	Com-mend	Passing Standard	Com-mend
3																	
4	*		*	*		*	*		*							*	*
5	*		*	*		*				*		*					
Total	---	60	20	---	40	0	---	*	*	---	*	*				*	*

Spanish TAKS Results % Passing, Spring 2009: Students with Disabilities														
107 Grade	Reading / ELA			Mathematics			Writing			Science			All Tests Taken	
	Scale Score	Passing Standard	Com-mend	Scale Score	Passing Standard	Com-mend	Scale Score	Passing Standard	Com-mend	Scale Score	Passing Standard	Com-mend	Passing Standard	Com-mend
3	*		*	*		*								
4	*		*	*		*	*		*				*	*
5														
Total	---	*	*	---	80	40	---	*	*				*	*

Spanish TAKS Results % Passing, Spring 2008: Students with Disabilities														
107 Grade	Reading / ELA			Mathematics			Writing			Science			All Tests Taken	
	Scale Score	Passing Standard	Com-mend	Scale Score	Passing Standard	Com-mend	Scale Score	Passing Standard	Com-mend	Scale Score	Passing Standard	Com-mend	Passing Standard	Com-mend
3	*		*	*		*								
4	*		*	*		*	*		*				*	*
5														
Total	---	*	*	---	83	17	---	*	*				*	*

* Fewer than 5 students tested

For grades and subjects with multiple test administrations, the first administration results are used.

English TAKS-Alternate Results % Passing, Spring 2009: Students with Disabilities

107 Grade	Reading / ELA			Mathematics			Writing			Science			Social Studies			All Tests Taken	
	Scale Score	Passing Standard	Com-mend	Scale Score	Passing Standard	Com-mend	Scale Score	Passing Standard	Com-mend	Scale Score	Passing Standard	Com-mend	Scale Score	Passing Standard	Com-mend	Passing Standard	Com-mend

English TAKS-Alt was not tested on the campus for this group in 2009.

English TAKS-Alternate Results % Passing, Spring 2008: Students with Disabilities

107 Grade	Reading / ELA			Mathematics			Writing			Science			Social Studies			All Tests Taken	
	Scale Score	Passing Standard	Com-mend	Scale Score	Passing Standard	Com-mend	Scale Score	Passing Standard	Com-mend	Scale Score	Passing Standard	Com-mend	Scale Score	Passing Standard	Com-mend	Passing Standard	Com-mend

English TAKS-Alt was not tested on the campus for this group in 2008.

English TAKS-Modified Results % Passing, Spring 2009: Students with Disabilities

107 Grade	Reading / ELA			Mathematics			Writing			Science			Social Studies			All Tests Taken	
	Scale Score	Passing Standard	Com-mend	Scale Score	Passing Standard	Com-mend	Scale Score	Passing Standard	Com-mend	Scale Score	Passing Standard	Com-mend	Scale Score	Passing Standard	Com-mend	Passing Standard	Com-mend
3																	
4																	
5	*	*	*	*	*	*				*	*	*					
Total	---	*	*	---	*	*				---	*	*					

English TAKS-Modified Results % Passing, Spring 2008: Students with Disabilities

107 Grade	Reading / ELA			Mathematics			Writing			Science			Social Studies			All Tests Taken	
	Scale Score	Passing Standard	Com-mend	Scale Score	Passing Standard	Com-mend	Scale Score	Passing Standard	Com-mend	Scale Score	Passing Standard	Com-mend	Scale Score	Passing Standard	Com-mend	Passing Standard	Com-mend
3	*	*	*	*	*	*											
4	*	*	*	*	*	*											
5	2316	100	14	2239	86	0				2090	50	0					
Total	---	77	8	---	64	9				---	50	0					

NSE: No Standard Established

* Fewer than 5 students tested

For grades and subjects with multiple test administrations, the first administration results are used.

English TAKS Results % Passing, Spring 2009: Students with Disabilities																	
109 Grade	Reading / ELA			Mathematics			Writing			Science			Social Studies			All Tests Taken	
	Scale Score	Passing Standard	Com-mend	Scale Score	Passing Standard	Com-mend	Scale Score	Passing Standard	Com-mend	Scale Score	Passing Standard	Com-mend	Scale Score	Passing Standard	Com-mend	Passing Standard	Com-mend
3	*	*	*	1977	40	0											
4	*	*	*	*	*	*	*	*	*							*	*
5	*	*	*	*	*	*											
Total	---	25	0	---	30	0	---	*	*							*	*

English TAKS Results % Passing, Spring 2008: Students with Disabilities																	
109 Grade	Reading / ELA			Mathematics			Writing			Science			Social Studies			All Tests Taken	
	Scale Score	Passing Standard	Com-mend	Scale Score	Passing Standard	Com-mend	Scale Score	Passing Standard	Com-mend	Scale Score	Passing Standard	Com-mend	Scale Score	Passing Standard	Com-mend	Passing Standard	Com-mend
3	*	*	*	*	*	*											
4	*	*	*	*	*	*	*	*	*							*	*
5	1927	17	0	1952	17	0				1948	17	0					
Total	---	8	0	---	8	0	---	*	*	---	17	0				*	*

Spanish TAKS Results % Passing, Spring 2009: Students with Disabilities														
109 Grade	Reading / ELA			Mathematics			Writing			Science			All Tests Taken	
	Scale Score	Passing Standard	Com-mend	Scale Score	Passing Standard	Com-mend	Scale Score	Passing Standard	Com-mend	Scale Score	Passing Standard	Com-mend	Passing Standard	Com-mend
3	*	*	*	*	*	*								
4	*	*	*	*	*	*	*	*	*				*	*
5														
Total	---	38	0	---	43	14	---	*	*				*	*

Spanish TAKS Results % Passing, Spring 2008: Students with Disabilities														
109 Grade	Reading / ELA			Mathematics			Writing			Science			All Tests Taken	
	Scale Score	Passing Standard	Com-mend	Scale Score	Passing Standard	Com-mend	Scale Score	Passing Standard	Com-mend	Scale Score	Passing Standard	Com-mend	Passing Standard	Com-mend
3	2146	60	20	2163	60	20								
4	*	*	*	*	*	*	*	*	*				*	*
5														
Total	---	50	13	---	38	13	---	*	*				*	*

* Fewer than 5 students tested

For grades and subjects with multiple test administrations, the first administration results are used.

English TAKS-Alternate Results % Passing, Spring 2009: Students with Disabilities

109 Grade	Reading / ELA			Mathematics			Writing			Science			Social Studies			All Tests Taken	
	Scale Score	Passing Standard	Com-mend	Scale Score	Passing Standard	Com-mend	Scale Score	Passing Standard	Com-mend	Scale Score	Passing Standard	Com-mend	Scale Score	Passing Standard	Com-mend	Passing Standard	Com-mend

English TAKS-Alt was not tested on the campus for this group in 2009.

English TAKS-Alternate Results % Passing, Spring 2008: Students with Disabilities

109 Grade	Reading / ELA			Mathematics			Writing			Science			Social Studies			All Tests Taken	
	Scale Score	Passing Standard	Com-mend	Scale Score	Passing Standard	Com-mend	Scale Score	Passing Standard	Com-mend	Scale Score	Passing Standard	Com-mend	Scale Score	Passing Standard	Com-mend	Passing Standard	Com-mend

English TAKS-Alt was not tested on the campus for this group in 2008.

English TAKS-Modified Results % Passing, Spring 2009: Students with Disabilities

109 Grade	Reading / ELA			Mathematics			Writing			Science			Social Studies			All Tests Taken	
	Scale Score	Passing Standard	Com-mend	Scale Score	Passing Standard	Com-mend	Scale Score	Passing Standard	Com-mend	Scale Score	Passing Standard	Com-mend	Scale Score	Passing Standard	Com-mend	Passing Standard	Com-mend
3																	
4																	
5	2190	71	14	2144	60	0				2040	29	0					
Total	---	71	14	---	60	0				---	29	0					

English TAKS-Modified Results % Passing, Spring 2008: Students with Disabilities

109 Grade	Reading / ELA			Mathematics			Writing			Science			Social Studies			All Tests Taken	
	Scale Score	Passing Standard	Com-mend	Scale Score	Passing Standard	Com-mend	Scale Score	Passing Standard	Com-mend	Scale Score	Passing Standard	Com-mend	Scale Score	Passing Standard	Com-mend	Passing Standard	Com-mend
3																	
4	*	*	*														
5																	
Total	---	*	*														

NSE: No Standard Established

* Fewer than 5 students tested

For grades and subjects with multiple test administrations, the first administration results are used.

English TAKS Results % Passing, Spring 2009: Students with Disabilities																	
121 Grade	Reading / ELA			Mathematics			Writing			Science			Social Studies			All Tests Taken	
	Scale Score	Passing Standard	Com-mend	Scale Score	Passing Standard	Com-mend	Scale Score	Passing Standard	Com-mend	Scale Score	Passing Standard	Com-mend	Scale Score	Passing Standard	Com-mend	Passing Standard	Com-mend
3	*	*	*	*	*	*											
4	*	*	*	*	*	*	*	*	*							*	*
5	2127	71	0	1939	29	14				2008	17	0					
Total	---	45	0	---	29	7	---	*	*	---	17	0				*	*

English TAKS Results % Passing, Spring 2008: Students with Disabilities																	
121 Grade	Reading / ELA			Mathematics			Writing			Science			Social Studies			All Tests Taken	
	Scale Score	Passing Standard	Com-mend	Scale Score	Passing Standard	Com-mend	Scale Score	Passing Standard	Com-mend	Scale Score	Passing Standard	Com-mend	Scale Score	Passing Standard	Com-mend	Passing Standard	Com-mend
3	*	*	*	*	*	*											
4	1721	0	0	2020	20	0	*	*	*							0	0
5	2100	67	0	2091	60	0				2058	40	0					
Total	---	31	0	---	31	0	---	*	*	---	40	0				0	0

Spanish TAKS Results % Passing, Spring 2009: Students with Disabilities														
121 Grade	Reading / ELA			Mathematics			Writing			Science			All Tests Taken	
	Scale Score	Passing Standard	Com-mend	Scale Score	Passing Standard	Com-mend	Scale Score	Passing Standard	Com-mend	Scale Score	Passing Standard	Com-mend	Passing Standard	Com-mend
Neither Spanish TAKS nor TAKS-A was tested on the campus for this group in 2009.														

Spanish TAKS Results % Passing, Spring 2008: Students with Disabilities														
121 Grade	Reading / ELA			Mathematics			Writing			Science			All Tests Taken	
	Scale Score	Passing Standard	Com-mend	Scale Score	Passing Standard	Com-mend	Scale Score	Passing Standard	Com-mend	Scale Score	Passing Standard	Com-mend	Passing Standard	Com-mend
3														
4	*	*	*	*	*	*	*	*	*				*	*
5														
Total	---	*	*	---	*	*	---	*	*				*	*

* Fewer than 5 students tested

For grades and subjects with multiple test administrations, the first administration results are used.

English TAKS-Alternate Results % Passing, Spring 2009: Students with Disabilities																	
121 Grade	Reading / ELA			Mathematics			Writing			Science			Social Studies			All Tests Taken	
	Scale Score	Passing Standard	Com-mend	Scale Score	Passing Standard	Com-mend	Scale Score	Passing Standard	Com-mend	Scale Score	Passing Standard	Com-mend	Scale Score	Passing Standard	Com-mend	Passing Standard	Com-mend
English TAKS-Alt was not tested on the campus for this group in 2009.																	

English TAKS-Alternate Results % Passing, Spring 2008: Students with Disabilities																	
121 Grade	Reading / ELA			Mathematics			Writing			Science			Social Studies			All Tests Taken	
	Scale Score	Passing Standard	Com-mend	Scale Score	Passing Standard	Com-mend	Scale Score	Passing Standard	Com-mend	Scale Score	Passing Standard	Com-mend	Scale Score	Passing Standard	Com-mend	Passing Standard	Com-mend
English TAKS-Alt was not tested on the campus for this group in 2008.																	

English TAKS-Modified Results % Passing, Spring 2009: Students with Disabilities																	
121 Grade	Reading / ELA			Mathematics			Writing			Science			Social Studies			All Tests Taken	
	Scale Score	Passing Standard	Com-mend	Scale Score	Passing Standard	Com-mend	Scale Score	Passing Standard	Com-mend	Scale Score	Passing Standard	Com-mend	Scale Score	Passing Standard	Com-mend	Passing Standard	Com-mend
3	2208	100	10	2171	78	0											
4	*	*	*														
5	2153	67	11	2131	67	0				2087	36	18					
Total	---	86	10	---	72	0				---	36	18					

English TAKS-Modified Results % Passing, Spring 2008: Students with Disabilities																	
121 Grade	Reading / ELA			Mathematics			Writing			Science			Social Studies			All Tests Taken	
	Scale Score	Passing Standard	Com-mend	Scale Score	Passing Standard	Com-mend	Scale Score	Passing Standard	Com-mend	Scale Score	Passing Standard	Com-mend	Scale Score	Passing Standard	Com-mend	Passing Standard	Com-mend
3	*	*	*	*	*	*											
4	2103	40	0	*	*	*											
5	2177	80	0	2208	80	20				1911	0	0					
Total	---	58	0	---	55	9				---	0	0					

NSE: No Standard Established

* Fewer than 5 students tested

For grades and subjects with multiple test administrations, the first administration results are used.

English TAKS Results % Passing, Spring 2009: Students with Disabilities																	
122 Grade	Reading / ELA			Mathematics			Writing			Science			Social Studies			All Tests Taken	
	Scale Score	Passing Standard	Com-mend	Scale Score	Passing Standard	Com-mend	Scale Score	Passing Standard	Com-mend	Scale Score	Passing Standard	Com-mend	Scale Score	Passing Standard	Com-mend	Passing Standard	Com-mend
3	*		*	*		*											
4				*		*										*	*
5	*		*	*		*				*		*					
Total	---		*	---	40	0				---		*				*	*

English TAKS Results % Passing, Spring 2008: Students with Disabilities																	
122 Grade	Reading / ELA			Mathematics			Writing			Science			Social Studies			All Tests Taken	
	Scale Score	Passing Standard	Com-mend	Scale Score	Passing Standard	Com-mend	Scale Score	Passing Standard	Com-mend	Scale Score	Passing Standard	Com-mend	Scale Score	Passing Standard	Com-mend	Passing Standard	Com-mend
3	*		*	*		*											
4	*		*	*		*	*		*							*	*
5	*		*	*		*				*		*					
Total	---	57	43	---	78	33	---	*	*	---	*	*				*	*

Spanish TAKS Results % Passing, Spring 2009: Students with Disabilities														
122 Grade	Reading / ELA			Mathematics			Writing			Science			All Tests Taken	
	Scale Score	Passing Standard	Com-mend	Scale Score	Passing Standard	Com-mend	Scale Score	Passing Standard	Com-mend	Scale Score	Passing Standard	Com-mend	Passing Standard	Com-mend
3	*		*	*		*								
4				*		*							*	*
5														
Total	---	*	*	---	*	*							*	*

Spanish TAKS Results % Passing, Spring 2008: Students with Disabilities														
122 Grade	Reading / ELA			Mathematics			Writing			Science			All Tests Taken	
	Scale Score	Passing Standard	Com-mend	Scale Score	Passing Standard	Com-mend	Scale Score	Passing Standard	Com-mend	Scale Score	Passing Standard	Com-mend	Passing Standard	Com-mend
3	*		*	*		*								
4														
5														
Total	---	*	*	---	*	*								

* Fewer than 5 students tested

For grades and subjects with multiple test administrations, the first administration results are used.

English TAKS-Alternate Results % Passing, Spring 2009: Students with Disabilities																	
122 Grade	Reading / ELA			Mathematics			Writing			Science			Social Studies			All Tests Taken	
	Scale Score	Passing Standard	Com-mend	Scale Score	Passing Standard	Com-mend	Scale Score	Passing Standard	Com-mend	Scale Score	Passing Standard	Com-mend	Scale Score	Passing Standard	Com-mend	Passing Standard	Com-mend
3		*	*		*	*										*	*
4		*	*		*	*		*	*							*	0
5		100	0		100	0					100	0				100	0
Total		100	0		100	0		*	*		100	0				100	0

English TAKS-Alternate Results % Passing, Spring 2008: Students with Disabilities																	
122 Grade	Reading / ELA			Mathematics			Writing			Science			Social Studies			All Tests Taken	
	Scale Score	Passing Standard	Com-mend	Scale Score	Passing Standard	Com-mend	Scale Score	Passing Standard	Com-mend	Scale Score	Passing Standard	Com-mend	Scale Score	Passing Standard	Com-mend	Passing Standard	Com-mend
3		*	*		*	*										*	*
4		*	*		*	*		*	*							*	*
5		*	*		*	*					*	*				*	*
Total		86	43		86	29		*	*		*	*				86	29

English TAKS-Modified Results % Passing, Spring 2009: Students with Disabilities																	
122 Grade	Reading / ELA			Mathematics			Writing			Science			Social Studies			All Tests Taken	
	Scale Score	Passing Standard	Com-mend	Scale Score	Passing Standard	Com-mend	Scale Score	Passing Standard	Com-mend	Scale Score	Passing Standard	Com-mend	Scale Score	Passing Standard	Com-mend	Passing Standard	Com-mend
3	2135	80	0	2131	60	0											
4	2109	50	0	2052	50	0		NSE									
5	2160	38	25	2208	50	25				2181	50	38					
Total	---	52	10	---	53	11	---			---	50	38					

English TAKS-Modified Results % Passing, Spring 2008: Students with Disabilities																	
122 Grade	Reading / ELA			Mathematics			Writing			Science			Social Studies			All Tests Taken	
	Scale Score	Passing Standard	Com-mend	Scale Score	Passing Standard	Com-mend	Scale Score	Passing Standard	Com-mend	Scale Score	Passing Standard	Com-mend	Scale Score	Passing Standard	Com-mend	Passing Standard	Com-mend
3	2182	86	0	2027	20	0											
4	2115	50	0	2044	17	0											
5	2108	57	0	2118	83	0				1985	17	0					
Total	---	65	0	---	41	0				---	17	0					

NSE: No Standard Established

* Fewer than 5 students tested

For grades and subjects with multiple test administrations, the first administration results are used.

English TAKS Results % Passing, Spring 2009: Students with Disabilities																	
125 Grade	Reading / ELA			Mathematics			Writing			Science			Social Studies			All Tests Taken	
	Scale Score	Passing Standard	Com-mend	Scale Score	Passing Standard	Com-mend	Scale Score	Passing Standard	Com-mend	Scale Score	Passing Standard	Com-mend	Scale Score	Passing Standard	Com-mend	Passing Standard	Com-mend
Neither English TAKS nor TAKS-A was tested on the campus for this group in 2009.																	

English TAKS Results % Passing, Spring 2008: Students with Disabilities																	
125 Grade	Reading / ELA			Mathematics			Writing			Science			Social Studies			All Tests Taken	
	Scale Score	Passing Standard	Com-mend	Scale Score	Passing Standard	Com-mend	Scale Score	Passing Standard	Com-mend	Scale Score	Passing Standard	Com-mend	Scale Score	Passing Standard	Com-mend	Passing Standard	Com-mend
3																	
4																	
5	*	*	*	*	*	*				*	*	*					
Total	---	*	*	---	*	*				---	*	*					

Spanish TAKS Results % Passing, Spring 2009: Students with Disabilities														
125 Grade	Reading / ELA			Mathematics			Writing			Science			All Tests Taken	
	Scale Score	Passing Standard	Com-mend	Scale Score	Passing Standard	Com-mend	Scale Score	Passing Standard	Com-mend	Scale Score	Passing Standard	Com-mend	Passing Standard	Com-mend
Neither Spanish TAKS nor TAKS-A was tested on the campus for this group in 2009.														

Spanish TAKS Results % Passing, Spring 2008: Students with Disabilities														
125 Grade	Reading / ELA			Mathematics			Writing			Science			All Tests Taken	
	Scale Score	Passing Standard	Com-mend	Scale Score	Passing Standard	Com-mend	Scale Score	Passing Standard	Com-mend	Scale Score	Passing Standard	Com-mend	Passing Standard	Com-mend
Neither Spanish TAKS nor TAKS-A was tested on the campus for this group in 2008.														

* Fewer than 5 students tested

For grades and subjects with multiple test administrations, the first administration results are used.

English TAKS-Alternate Results % Passing, Spring 2009: Students with Disabilities

125 Grade	Reading / ELA			Mathematics			Writing			Science			Social Studies			All Tests Taken	
	Scale Score	Passing Standard	Com-mend	Scale Score	Passing Standard	Com-mend	Scale Score	Passing Standard	Com-mend	Scale Score	Passing Standard	Com-mend	Scale Score	Passing Standard	Com-mend	Passing Standard	Com-mend

English TAKS-Alt was not tested on the campus for this group in 2009.

English TAKS-Alternate Results % Passing, Spring 2008: Students with Disabilities

125 Grade	Reading / ELA			Mathematics			Writing			Science			Social Studies			All Tests Taken	
	Scale Score	Passing Standard	Com-mend	Scale Score	Passing Standard	Com-mend	Scale Score	Passing Standard	Com-mend	Scale Score	Passing Standard	Com-mend	Scale Score	Passing Standard	Com-mend	Passing Standard	Com-mend

English TAKS-Alt was not tested on the campus for this group in 2008.

English TAKS-Modified Results % Passing, Spring 2009: Students with Disabilities

125 Grade	Reading / ELA			Mathematics			Writing			Science			Social Studies			All Tests Taken	
	Scale Score	Passing Standard	Com-mend	Scale Score	Passing Standard	Com-mend	Scale Score	Passing Standard	Com-mend	Scale Score	Passing Standard	Com-mend	Scale Score	Passing Standard	Com-mend	Passing Standard	Com-mend
3	*		*	*		*											
4	*		*	*		*		NSE									
5	2447	100	71	2547	100	100				2297	100	29					
Total	---	100	73	---	100	100	---			---	100	29					

English TAKS-Modified Results % Passing, Spring 2008: Students with Disabilities

125 Grade	Reading / ELA			Mathematics			Writing			Science			Social Studies			All Tests Taken	
	Scale Score	Passing Standard	Com-mend	Scale Score	Passing Standard	Com-mend	Scale Score	Passing Standard	Com-mend	Scale Score	Passing Standard	Com-mend	Scale Score	Passing Standard	Com-mend	Passing Standard	Com-mend
3	2261	100	20	2330	100	40											
4	2401	100	60	2385	80	60											
5	*	*	*	*	*	*				*	*	*					
Total	---	100	54	---	92	62				---	*	*					

NSE: No Standard Established

* Fewer than 5 students tested

For grades and subjects with multiple test administrations, the first administration results are used.

English TAKS Results % Passing, Spring 2009: Students with Disabilities																	
358 Grade	Reading / ELA			Mathematics			Writing			Science			Social Studies			All Tests Taken	
	Scale Score	Passing Standard	Com-mend	Scale Score	Passing Standard	Com-mend	Scale Score	Passing Standard	Com-mend	Scale Score	Passing Standard	Com-mend	Scale Score	Passing Standard	Com-mend	Passing Standard	Com-mend
3	*	*	*	*	*	*											
4	*	*	*	*	*	*	2092	20	0							0	0
5	2218	90	0	2291	100	30				2254	100	10					
Total	---	67	7	---	93	20	---	20	0	---	100	10				0	0

English TAKS Results % Passing, Spring 2008: Students with Disabilities																	
358 Grade	Reading / ELA			Mathematics			Writing			Science			Social Studies			All Tests Taken	
	Scale Score	Passing Standard	Com-mend	Scale Score	Passing Standard	Com-mend	Scale Score	Passing Standard	Com-mend	Scale Score	Passing Standard	Com-mend	Scale Score	Passing Standard	Com-mend	Passing Standard	Com-mend
3	1909	11	11	1940	22	0											
4	2149	75	0	2215	100	0	2033	42	0							33	0
5	1842	0	0	2245	82	27				2129	64	9					
Total	---	31	3	---	72	9	---	42	0	---	64	9				33	0

Spanish TAKS Results % Passing, Spring 2009: Students with Disabilities														
358 Grade	Reading / ELA			Mathematics			Writing			Science			All Tests Taken	
	Scale Score	Passing Standard	Com-mend	Scale Score	Passing Standard	Com-mend	Scale Score	Passing Standard	Com-mend	Scale Score	Passing Standard	Com-mend	Passing Standard	Com-mend
3	*	*	*	*	*	*								
4														
5														
Total	---	*	*	---	*	*								

Spanish TAKS Results % Passing, Spring 2008: Students with Disabilities														
358 Grade	Reading / ELA			Mathematics			Writing			Science			All Tests Taken	
	Scale Score	Passing Standard	Com-mend	Scale Score	Passing Standard	Com-mend	Scale Score	Passing Standard	Com-mend	Scale Score	Passing Standard	Com-mend	Passing Standard	Com-mend
Neither Spanish TAKS nor TAKS-A was tested on the campus for this group in 2008.														

* Fewer than 5 students tested

For grades and subjects with multiple test administrations, the first administration results are used.

English TAKS-Alternate Results % Passing, Spring 2009: Students with Disabilities

358 Grade	Reading / ELA			Mathematics			Writing			Science			Social Studies			All Tests Taken	
	Scale Score	Passing Standard	Com-mend	Scale Score	Passing Standard	Com-mend	Scale Score	Passing Standard	Com-mend	Scale Score	Passing Standard	Com-mend	Scale Score	Passing Standard	Com-mend	Passing Standard	Com-mend
3																	
4																	
5		*			*						*					*	0
Total		*			*						*					*	0

English TAKS-Alternate Results % Passing, Spring 2008: Students with Disabilities

358 Grade	Reading / ELA			Mathematics			Writing			Science			Social Studies			All Tests Taken	
	Scale Score	Passing Standard	Com-mend	Scale Score	Passing Standard	Com-mend	Scale Score	Passing Standard	Com-mend	Scale Score	Passing Standard	Com-mend	Scale Score	Passing Standard	Com-mend	Passing Standard	Com-mend
3																	
4		*			*			*								*	*
5		*			*						*					*	*
Total		*			*			*			*					*	*

English TAKS-Modified Results % Passing, Spring 2009: Students with Disabilities

358 Grade	Reading / ELA			Mathematics			Writing			Science			Social Studies			All Tests Taken	
	Scale Score	Passing Standard	Com-mend	Scale Score	Passing Standard	Com-mend	Scale Score	Passing Standard	Com-mend	Scale Score	Passing Standard	Com-mend	Scale Score	Passing Standard	Com-mend	Passing Standard	Com-mend
3	2067	14	0	2291	100	25											
4	2115	36	9	2088	45	0		NSE									
5	2186	57	14	2145	63	0				2103	57	0					
Total	---	36	8	---	67	7	---			---	57	0					

English TAKS-Modified Results % Passing, Spring 2008: Students with Disabilities

358 Grade	Reading / ELA			Mathematics			Writing			Science			Social Studies			All Tests Taken	
	Scale Score	Passing Standard	Com-mend	Scale Score	Passing Standard	Com-mend	Scale Score	Passing Standard	Com-mend	Scale Score	Passing Standard	Com-mend	Scale Score	Passing Standard	Com-mend	Passing Standard	Com-mend
3	*	*	*	*	*	*											
4	*	*	*	*	*	*											
5	2041	20	0	2080	40	0				2004	40	0					
Total	---	58	0	---	42	0				---	40	0					

NSE: No Standard Established

* Fewer than 5 students tested

For grades and subjects with multiple test administrations, the first administration results are used.

English TAKS Results % Passing, Spring 2009: Students with Disabilities																	
132 Grade	Reading / ELA			Mathematics			Writing			Science			Social Studies			All Tests Taken	
	Scale Score	Passing Standard	Com-mend	Scale Score	Passing Standard	Com-mend	Scale Score	Passing Standard	Com-mend	Scale Score	Passing Standard	Com-mend	Scale Score	Passing Standard	Com-mend	Passing Standard	Com-mend
3	*	*	*	*	*	*											
4	*	*	*	*	*	*	*	*	*							*	*
5	*	*	*	2147	60	0				*	*	*					
Total	---	33	0	---	42	0	---	*	*	---	*	*				*	*

English TAKS Results % Passing, Spring 2008: Students with Disabilities																	
132 Grade	Reading / ELA			Mathematics			Writing			Science			Social Studies			All Tests Taken	
	Scale Score	Passing Standard	Com-mend	Scale Score	Passing Standard	Com-mend	Scale Score	Passing Standard	Com-mend	Scale Score	Passing Standard	Com-mend	Scale Score	Passing Standard	Com-mend	Passing Standard	Com-mend
3	*	*	*	*	*	*											
4	2030	40	0	2206	80	20	2257	80	40							43	0
5	1954	20	0	1962	44	0											
Total	---	25	0	---	60	7	---	80	40							43	0

Spanish TAKS Results % Passing, Spring 2009: Students with Disabilities														
132 Grade	Reading / ELA			Mathematics			Writing			Science			All Tests Taken	
	Scale Score	Passing Standard	Com-mend	Scale Score	Passing Standard	Com-mend	Scale Score	Passing Standard	Com-mend	Scale Score	Passing Standard	Com-mend	Passing Standard	Com-mend
3	*	*	*	*	*	*								
4														
5														
Total	---	*	*	---	*	*								

Spanish TAKS Results % Passing, Spring 2008: Students with Disabilities														
132 Grade	Reading / ELA			Mathematics			Writing			Science			All Tests Taken	
	Scale Score	Passing Standard	Com-mend	Scale Score	Passing Standard	Com-mend	Scale Score	Passing Standard	Com-mend	Scale Score	Passing Standard	Com-mend	Passing Standard	Com-mend
3	*	*	*	*	*	*								
4	*	*	*	*	*	*	*	*	*				*	*
5														
Total	---	*	*	---	*	*	---	*	*				*	*

* Fewer than 5 students tested

For grades and subjects with multiple test administrations, the first administration results are used.

English TAKS-Alternate Results % Passing, Spring 2009: Students with Disabilities																	
Grade	Reading / ELA			Mathematics			Writing			Science			Social Studies			All Tests Taken	
	Scale Score	Passing Standard	Com-mend	Scale Score	Passing Standard	Com-mend	Scale Score	Passing Standard	Com-mend	Scale Score	Passing Standard	Com-mend	Scale Score	Passing Standard	Com-mend	Passing Standard	Com-mend
132																	
3																	
4		*	*		*	*		*	*							*	*
5		*	*		*	*					*	*				*	*
Total		100	0		100	0		*	*		*	*				100	0

English TAKS-Alternate Results % Passing, Spring 2008: Students with Disabilities																	
Grade	Reading / ELA			Mathematics			Writing			Science			Social Studies			All Tests Taken	
	Scale Score	Passing Standard	Com-mend	Scale Score	Passing Standard	Com-mend	Scale Score	Passing Standard	Com-mend	Scale Score	Passing Standard	Com-mend	Scale Score	Passing Standard	Com-mend	Passing Standard	Com-mend
132	3	*	*		*	*										*	*
	4	*	*		*	*		*	*							*	*
	5	*	*		*	*					*	*				*	*
	Total	100	33		100	0		*	*		*	*				100	0

English TAKS-Modified Results % Passing, Spring 2009: Students with Disabilities																	
Grade	Reading / ELA			Mathematics			Writing			Science			Social Studies			All Tests Taken	
	Scale Score	Passing Standard	Com-mend	Scale Score	Passing Standard	Com-mend	Scale Score	Passing Standard	Com-mend	Scale Score	Passing Standard	Com-mend	Scale Score	Passing Standard	Com-mend	Passing Standard	Com-mend
132	3	2241	80	20	*	*	*										
	4	*	*	*	*	*		NSE									
	5	2160	63	0	2064	29	0				2050	56	0				
	Total	---	59	6	---	53	7	---			---	56	0				

English TAKS-Modified Results % Passing, Spring 2008: Students with Disabilities																	
132 Grade	Reading / ELA			Mathematics			Writing			Science			Social Studies			All Tests Taken	
	Scale Score	Passing Standard	Com-mend	Scale Score	Passing Standard	Com-mend	Scale Score	Passing Standard	Com-mend	Scale Score	Passing Standard	Com-mend	Scale Score	Passing Standard	Com-mend	Passing Standard	Com-mend
3	2083	60	0	2056	17	0											
4	2189	60	0	*	*	*											
5	2196	70	20	2121	63	0				2023	31	0					
Total	---	65	10	---	44	0				---	31	0					

NSE: No Standard Established

* Fewer than 5 students tested

For grades and subjects with multiple test administrations, the first administration results are used.

English TAKS Results % Passing, Spring 2009: Students with Disabilities																	
134 Grade	Reading / ELA			Mathematics			Writing			Science			Social Studies			All Tests Taken	
	Scale Score	Passing Standard	Com-mend	Scale Score	Passing Standard	Com-mend	Scale Score	Passing Standard	Com-mend	Scale Score	Passing Standard	Com-mend	Scale Score	Passing Standard	Com-mend	Passing Standard	Com-mend
3	*	*	*	*	*	*											
4	*	*	*	*	*	*	*	*	*							*	*
5	*	*	*	*	*	*				*	*	*					
Total	---	44	11	---	67	11	---	*	*	---	*	*				*	*

English TAKS Results % Passing, Spring 2008: Students with Disabilities																	
134 Grade	Reading / ELA			Mathematics			Writing			Science			Social Studies			All Tests Taken	
	Scale Score	Passing Standard	Com-mend	Scale Score	Passing Standard	Com-mend	Scale Score	Passing Standard	Com-mend	Scale Score	Passing Standard	Com-mend	Scale Score	Passing Standard	Com-mend	Passing Standard	Com-mend
3	*	*	*	*	*	*											
4	1933	20	0	2200	80	0	2064	20	0							0	0
5	2027	50	0	2241	86	29				*	*	*					
Total	---	38	6	---	80	20	---	20	0	---	*	*				0	0

Spanish TAKS Results % Passing, Spring 2009: Students with Disabilities														
134 Grade	Reading / ELA			Mathematics			Writing			Science			All Tests Taken	
	Scale Score	Passing Standard	Com-mend	Scale Score	Passing Standard	Com-mend	Scale Score	Passing Standard	Com-mend	Scale Score	Passing Standard	Com-mend	Passing Standard	Com-mend
3				*	*	*								
4	*	*	*	*	*	*	*	*	*				*	*
5														
Total	---	*	*	---	*	*	---	*	*				*	*

Spanish TAKS Results % Passing, Spring 2008: Students with Disabilities														
134 Grade	Reading / ELA			Mathematics			Writing			Science			All Tests Taken	
	Scale Score	Passing Standard	Com-mend	Scale Score	Passing Standard	Com-mend	Scale Score	Passing Standard	Com-mend	Scale Score	Passing Standard	Com-mend	Passing Standard	Com-mend
3				*	*	*								
4	*	*	*	*	*	*	*	*	*				*	*
5														
Total	---	*	*	---	*	*	---	*	*				*	*

* Fewer than 5 students tested

For grades and subjects with multiple test administrations, the first administration results are used.

English TAKS-Alternate Results % Passing, Spring 2009: Students with Disabilities																	
134 Grade	Reading / ELA			Mathematics			Writing			Science			Social Studies			All Tests Taken	
	Scale Score	Passing Standard	Com-mend	Scale Score	Passing Standard	Com-mend	Scale Score	Passing Standard	Com-mend	Scale Score	Passing Standard	Com-mend	Scale Score	Passing Standard	Com-mend	Passing Standard	Com-mend
3																	
4		*	*		*	*		*	*							*	0
5		*	*		*	*					*	*				*	0
Total		*	*		*	*		*	*		*	*				*	*

English TAKS-Alternate Results % Passing, Spring 2008: Students with Disabilities																	
134 Grade	Reading / ELA			Mathematics			Writing			Science			Social Studies			All Tests Taken	
	Scale Score	Passing Standard	Com-mend	Scale Score	Passing Standard	Com-mend	Scale Score	Passing Standard	Com-mend	Scale Score	Passing Standard	Com-mend	Scale Score	Passing Standard	Com-mend	Passing Standard	Com-mend
3		*	*		*	*										*	*
4		*	*		*	*		*	*							*	*
5		*	*		*	*					*	*				*	*
Total		*	*		*	*		*	*		*	*				*	*

English TAKS-Modified Results % Passing, Spring 2009: Students with Disabilities																	
134 Grade	Reading / ELA			Mathematics			Writing			Science			Social Studies			All Tests Taken	
	Scale Score	Passing Standard	Com-mend	Scale Score	Passing Standard	Com-mend	Scale Score	Passing Standard	Com-mend	Scale Score	Passing Standard	Com-mend	Scale Score	Passing Standard	Com-mend	Passing Standard	Com-mend
3																	
4	*	*	*	*	*	*		NSE									
5																	
Total	---	*	*	---	*	*	---										

English TAKS-Modified Results % Passing, Spring 2008: Students with Disabilities																	
134 Grade	Reading / ELA			Mathematics			Writing			Science			Social Studies			All Tests Taken	
	Scale Score	Passing Standard	Com-mend	Scale Score	Passing Standard	Com-mend	Scale Score	Passing Standard	Com-mend	Scale Score	Passing Standard	Com-mend	Scale Score	Passing Standard	Com-mend	Passing Standard	Com-mend
3																	
4																	
5										2311	100	33					
Total										---	100	33					

NSE: No Standard Established

* Fewer than 5 students tested

For grades and subjects with multiple test administrations, the first administration results are used.

English TAKS Results % Passing, Spring 2009: Students with Disabilities																	
137 Grade	Reading / ELA			Mathematics			Writing			Science			Social Studies			All Tests Taken	
	Scale Score	Passing Standard	Com-mend	Scale Score	Passing Standard	Com-mend	Scale Score	Passing Standard	Com-mend	Scale Score	Passing Standard	Com-mend	Scale Score	Passing Standard	Com-mend	Passing Standard	Com-mend
3	*	*	*	*	*	*											
4	2063	60	0	2159	80	0	2104	20	0							20	0
5	1823	0	0	1904	17	0				*	*	*					
Total	---	21	0	---	36	0	---	20	0	---	*	*				20	0

English TAKS Results % Passing, Spring 2008: Students with Disabilities																	
137 Grade	Reading / ELA			Mathematics			Writing			Science			Social Studies			All Tests Taken	
	Scale Score	Passing Standard	Com-mend	Scale Score	Passing Standard	Com-mend	Scale Score	Passing Standard	Com-mend	Scale Score	Passing Standard	Com-mend	Scale Score	Passing Standard	Com-mend	Passing Standard	Com-mend
3	*	*	*	*	*	*											
4	1941	20	0	1921	0	0	2112	40	0							0	0
5	2014	38	13	2036	33	11				*	*	*					
Total	---	35	12	---	33	6	---	40	0	---	*	*				0	0

Spanish TAKS Results % Passing, Spring 2009: Students with Disabilities														
137 Grade	Reading / ELA			Mathematics			Writing			Science			All Tests Taken	
	Scale Score	Passing Standard	Com-mend	Scale Score	Passing Standard	Com-mend	Scale Score	Passing Standard	Com-mend	Scale Score	Passing Standard	Com-mend	Passing Standard	Com-mend
3	*	*	*	*	*	*								
4	*	*	*	*	*	*	*	*	*				*	*
5														
Total	---	*	*	---	*	*	---	*	*				*	*

Spanish TAKS Results % Passing, Spring 2008: Students with Disabilities														
137 Grade	Reading / ELA			Mathematics			Writing			Science			All Tests Taken	
	Scale Score	Passing Standard	Com-mend	Scale Score	Passing Standard	Com-mend	Scale Score	Passing Standard	Com-mend	Scale Score	Passing Standard	Com-mend	Passing Standard	Com-mend
3	*	*	*	*	*	*								
4	*	*	*	*	*	*	*	*	*				*	*
5														
Total	---	40	0	---	40	0	---	*	*				*	*

* Fewer than 5 students tested

For grades and subjects with multiple test administrations, the first administration results are used.

English TAKS-Alternate Results % Passing, Spring 2009: Students with Disabilities

137 Grade	Reading / ELA			Mathematics			Writing			Science			Social Studies			All Tests Taken	
	Scale Score	Passing Standard	Com-mend	Scale Score	Passing Standard	Com-mend	Scale Score	Passing Standard	Com-mend	Scale Score	Passing Standard	Com-mend	Scale Score	Passing Standard	Com-mend	Passing Standard	Com-mend

English TAKS-Alt was not tested on the campus for this group in 2009.

English TAKS-Alternate Results % Passing, Spring 2008: Students with Disabilities

137 Grade	Reading / ELA			Mathematics			Writing			Science			Social Studies			All Tests Taken	
	Scale Score	Passing Standard	Com-mend	Scale Score	Passing Standard	Com-mend	Scale Score	Passing Standard	Com-mend	Scale Score	Passing Standard	Com-mend	Scale Score	Passing Standard	Com-mend	Passing Standard	Com-mend

English TAKS-Alt was not tested on the campus for this group in 2008.

English TAKS-Modified Results % Passing, Spring 2009: Students with Disabilities

137 Grade	Reading / ELA			Mathematics			Writing			Science			Social Studies			All Tests Taken	
	Scale Score	Passing Standard	Com-mend	Scale Score	Passing Standard	Com-mend	Scale Score	Passing Standard	Com-mend	Scale Score	Passing Standard	Com-mend	Scale Score	Passing Standard	Com-mend	Passing Standard	Com-mend
3																	
4																	
5										*	*	*					
Total										---	*	*					

English TAKS-Modified Results % Passing, Spring 2008: Students with Disabilities

137 Grade	Reading / ELA			Mathematics			Writing			Science			Social Studies			All Tests Taken	
	Scale Score	Passing Standard	Com-mend	Scale Score	Passing Standard	Com-mend	Scale Score	Passing Standard	Com-mend	Scale Score	Passing Standard	Com-mend	Scale Score	Passing Standard	Com-mend	Passing Standard	Com-mend
3																	
4																	
5	*	*	*	*	*	*				2163	67	8					
Total	---	*	*	---	*	*				---	67	8					

NSE: No Standard Established

* Fewer than 5 students tested

For grades and subjects with multiple test administrations, the first administration results are used.

English TAKS Results % Passing, Spring 2009: Students with Disabilities																	
140 Grade	Reading / ELA			Mathematics			Writing			Science			Social Studies			All Tests Taken	
	Scale Score	Passing Standard	Com-mend	Scale Score	Passing Standard	Com-mend	Scale Score	Passing Standard	Com-mend	Scale Score	Passing Standard	Com-mend	Scale Score	Passing Standard	Com-mend	Passing Standard	Com-mend
Neither English TAKS nor TAKS-A was tested on the campus for this group in 2009.																	

English TAKS Results % Passing, Spring 2008: Students with Disabilities																	
140 Grade	Reading / ELA			Mathematics			Writing			Science			Social Studies			All Tests Taken	
	Scale Score	Passing Standard	Com-mend	Scale Score	Passing Standard	Com-mend	Scale Score	Passing Standard	Com-mend	Scale Score	Passing Standard	Com-mend	Scale Score	Passing Standard	Com-mend	Passing Standard	Com-mend
3	*	<div></div>	*	*	<div></div>	*		<div></div>			<div></div>			<div></div>		<div></div>	
4		<div></div>		*	<div></div>	*		<div></div>			<div></div>			<div></div>		<div>*</div>	*
5		<div></div>			<div></div>			<div></div>			<div></div>			<div></div>		<div></div>	
Total	---	<div>*</div>	*	---	<div>*</div>	*		<div></div>			<div></div>			<div></div>		<div>*</div>	*

Spanish TAKS Results % Passing, Spring 2009: Students with Disabilities														
140 Grade	Reading / ELA			Mathematics			Writing			Science			All Tests Taken	
	Scale Score	Passing Standard	Com-mend	Scale Score	Passing Standard	Com-mend	Scale Score	Passing Standard	Com-mend	Scale Score	Passing Standard	Com-mend	Passing Standard	Com-mend
Neither Spanish TAKS nor TAKS-A was tested on the campus for this group in 2009.														

Spanish TAKS Results % Passing, Spring 2008: Students with Disabilities														
140 Grade	Reading / ELA			Mathematics			Writing			Science			All Tests Taken	
	Scale Score	Passing Standard	Com-mend	Scale Score	Passing Standard	Com-mend	Scale Score	Passing Standard	Com-mend	Scale Score	Passing Standard	Com-mend	Passing Standard	Com-mend
Neither Spanish TAKS nor TAKS-A was tested on the campus for this group in 2008.														

* Fewer than 5 students tested

For grades and subjects with multiple test administrations, the first administration results are used.

English TAKS-Alternate Results % Passing, Spring 2009: Students with Disabilities																	
140 Grade	Reading / ELA			Mathematics			Writing			Science			Social Studies			All Tests Taken	
	Scale Score	Passing Standard	Com-mend	Scale Score	Passing Standard	Com-mend	Scale Score	Passing Standard	Com-mend	Scale Score	Passing Standard	Com-mend	Scale Score	Passing Standard	Com-mend	Passing Standard	Com-mend
3		*	*		*	*										*	*
4		17	0		83	0		50	0							17	0
5		*	*		*	*					*	*				*	0
Total		33	0		78	0		50	0		*	*				33	0

English TAKS-Alternate Results % Passing, Spring 2008: Students with Disabilities																	
140 Grade	Reading / ELA			Mathematics			Writing			Science			Social Studies			All Tests Taken	
	Scale Score	Passing Standard	Com-mend	Scale Score	Passing Standard	Com-mend	Scale Score	Passing Standard	Com-mend	Scale Score	Passing Standard	Com-mend	Scale Score	Passing Standard	Com-mend	Passing Standard	Com-mend
3		100	100		100	100										100	100
4		*	*		*	*		*	*							*	*
5		100	100		100	100					100	100				100	100
Total		100	100		100	100		*	*		100	100				100	100

English TAKS-Modified Results % Passing, Spring 2009: Students with Disabilities																	
140 Grade	Reading / ELA			Mathematics			Writing			Science			Social Studies			All Tests Taken	
	Scale Score	Passing Standard	Com-mend	Scale Score	Passing Standard	Com-mend	Scale Score	Passing Standard	Com-mend	Scale Score	Passing Standard	Com-mend	Scale Score	Passing Standard	Com-mend	Passing Standard	Com-mend
3	*	*	*	2350	83	33											
4	*	*	*	*	*	*		NSE									
5	2234	78	11	2356	89	56				2036	40	0					
Total	---	88	25	---	89	44	---			---	40	0					

English TAKS-Modified Results % Passing, Spring 2008: Students with Disabilities																		
140 Grade	Reading / ELA			Mathematics			Writing			Science			Social Studies			All Tests Taken		
	Scale Score	Passing Standard	Com-mend	Scale Score	Passing Standard	Com-mend	Scale Score	Passing Standard	Com-mend	Scale Score	Passing Standard	Com-mend	Scale Score	Passing Standard	Com-mend	Passing Standard	Com-mend	
3	*	*	*															
4	2188	67	17	2219	80	0												
5	2216	60	20	*	*	*				*	*	*						
Total	---	67	17	---	89	0				---	*	*						

NSE: No Standard Established

* Fewer than 5 students tested

For grades and subjects with multiple test administrations, the first administration results are used.

English TAKS Results % Passing, Spring 2009: Students with Disabilities																	
144 Grade	Reading / ELA			Mathematics			Writing			Science			Social Studies			All Tests Taken	
	Scale Score	Passing Standard	Com-mend	Scale Score	Passing Standard	Com-mend	Scale Score	Passing Standard	Com-mend	Scale Score	Passing Standard	Com-mend	Scale Score	Passing Standard	Com-mend	Passing Standard	Com-mend
3																	
4	*	*	*	*	*	*	*	*	*							*	*
5	2046	25	0	2170	50	38				2131	50	25					
Total	---	40	10	---	60	40	---	*	*	---	50	25				*	*

English TAKS Results % Passing, Spring 2008: Students with Disabilities																	
144 Grade	Reading / ELA			Mathematics			Writing			Science			Social Studies			All Tests Taken	
	Scale Score	Passing Standard	Com-mend	Scale Score	Passing Standard	Com-mend	Scale Score	Passing Standard	Com-mend	Scale Score	Passing Standard	Com-mend	Scale Score	Passing Standard	Com-mend	Passing Standard	Com-mend
3	*	*	*	*	*	*											
4	2181	79	5	2261	84	26	2342	90	30							70	0
5	*	*	*	*	*	*				*	*	*					
Total	---	74	13	---	87	30	---	90	30	---	*	*				70	0

Spanish TAKS Results % Passing, Spring 2009: Students with Disabilities														
144 Grade	Reading / ELA			Mathematics			Writing			Science			All Tests Taken	
	Scale Score	Passing Standard	Com-mend	Scale Score	Passing Standard	Com-mend	Scale Score	Passing Standard	Com-mend	Scale Score	Passing Standard	Com-mend	Passing Standard	Com-mend
3	*	*	*	*	*	*								
4	*	*	*	*	*	*	*	*	*				*	*
5														
Total	---	80	60	---	60	20	---	*	*				*	*

Spanish TAKS Results % Passing, Spring 2008: Students with Disabilities														
144 Grade	Reading / ELA			Mathematics			Writing			Science			All Tests Taken	
	Scale Score	Passing Standard	Com-mend	Scale Score	Passing Standard	Com-mend	Scale Score	Passing Standard	Com-mend	Scale Score	Passing Standard	Com-mend	Passing Standard	Com-mend
3	*	*	*	*	*	*								
4	*	*	*	*	*	*	*	*	*				*	*
5														
Total	---	14	0	---	43	0	---	*	*				*	*

* Fewer than 5 students tested

For grades and subjects with multiple test administrations, the first administration results are used.

English TAKS-Alternate Results % Passing, Spring 2009: Students with Disabilities

144 Grade	Reading / ELA			Mathematics			Writing			Science			Social Studies			All Tests Taken	
	Scale Score	Passing Standard	Com-mend	Scale Score	Passing Standard	Com-mend	Scale Score	Passing Standard	Com-mend	Scale Score	Passing Standard	Com-mend	Scale Score	Passing Standard	Com-mend	Passing Standard	Com-mend
3		*	*		*	*										*	*
4		*	*		*	*		*	*							*	*
5		*	*		*	*					*	*				*	*
Total		50	0		80	10		*	*		*	*				50	0

English TAKS-Alternate Results % Passing, Spring 2008: Students with Disabilities

144 Grade	Reading / ELA			Mathematics			Writing			Science			Social Studies			All Tests Taken	
	Scale Score	Passing Standard	Com-mend	Scale Score	Passing Standard	Com-mend	Scale Score	Passing Standard	Com-mend	Scale Score	Passing Standard	Com-mend	Scale Score	Passing Standard	Com-mend	Passing Standard	Com-mend
3		*	*		*	*										*	*
4		*	*		*	*		*	*							*	*
5		*	*		*	*					*	*				*	*
Total		100	0		100	0		*	*		*	*				86	0

English TAKS-Modified Results % Passing, Spring 2009: Students with Disabilities

144 Grade	Reading / ELA			Mathematics			Writing			Science			Social Studies			All Tests Taken	
	Scale Score	Passing Standard	Com-mend	Scale Score	Passing Standard	Com-mend	Scale Score	Passing Standard	Com-mend	Scale Score	Passing Standard	Com-mend	Scale Score	Passing Standard	Com-mend	Passing Standard	Com-mend
3	*	*	*	*	*	*											
4	2214	100	14	2209	57	14		NSE									
5	2209	75	13	2196	57	14				2020	43	0					
Total	---	89	17	---	65	18	---			---	43	0					

English TAKS-Modified Results % Passing, Spring 2008: Students with Disabilities

144 Grade	Reading / ELA			Mathematics			Writing			Science			Social Studies			All Tests Taken	
	Scale Score	Passing Standard	Com-mend	Scale Score	Passing Standard	Com-mend	Scale Score	Passing Standard	Com-mend	Scale Score	Passing Standard	Com-mend	Scale Score	Passing Standard	Com-mend	Passing Standard	Com-mend
3	*	*	*	*	*	*											
4	*	*	*	*	*	*											
5	*	*	*	*	*	*				*	*	*					
Total	---	67	0	---	64	27				---	*	*					

NSE: No Standard Established

* Fewer than 5 students tested

For grades and subjects with multiple test administrations, the first administration results are used.

English TAKS Results % Passing, Spring 2009: Students with Disabilities																	
147 Grade	Reading / ELA			Mathematics			Writing			Science			Social Studies			All Tests Taken	
	Scale Score	Passing Standard	Com-mend	Scale Score	Passing Standard	Com-mend	Scale Score	Passing Standard	Com-mend	Scale Score	Passing Standard	Com-mend	Scale Score	Passing Standard	Com-mend	Passing Standard	Com-mend
3	*	*	*	*	*	*											
4	*	*	*	*	*	*	*	*	*							*	*
5	*	*	*	*	*	*				*	*	*					
Total	---	80	20	---	*	*	---	*	*	---	*	*				*	*

English TAKS Results % Passing, Spring 2008: Students with Disabilities																	
147 Grade	Reading / ELA			Mathematics			Writing			Science			Social Studies			All Tests Taken	
	Scale Score	Passing Standard	Com-mend	Scale Score	Passing Standard	Com-mend	Scale Score	Passing Standard	Com-mend	Scale Score	Passing Standard	Com-mend	Scale Score	Passing Standard	Com-mend	Passing Standard	Com-mend
3	*	*	*	*	*	*											
4	*	*	*	*	*	*	*	*	*							*	*
5				*	*	*											
Total	---	17	17	---	50	33	---	*	*							*	*

Spanish TAKS Results % Passing, Spring 2009: Students with Disabilities														
147 Grade	Reading / ELA			Mathematics			Writing			Science			All Tests Taken	
	Scale Score	Passing Standard	Com-mend	Scale Score	Passing Standard	Com-mend	Scale Score	Passing Standard	Com-mend	Scale Score	Passing Standard	Com-mend	Passing Standard	Com-mend
Neither Spanish TAKS nor TAKS-A was tested on the campus for this group in 2009.														

Spanish TAKS Results % Passing, Spring 2008: Students with Disabilities														
147 Grade	Reading / ELA			Mathematics			Writing			Science			All Tests Taken	
	Scale Score	Passing Standard	Com-mend	Scale Score	Passing Standard	Com-mend	Scale Score	Passing Standard	Com-mend	Scale Score	Passing Standard	Com-mend	Passing Standard	Com-mend
3	*	*	*	*	*	*								
4														
5														
Total	---	*	*	---	*	*								

* Fewer than 5 students tested

For grades and subjects with multiple test administrations, the first administration results are used.

English TAKS-Alternate Results % Passing, Spring 2009: Students with Disabilities

147 Grade	Reading / ELA			Mathematics			Writing			Science			Social Studies			All Tests Taken	
	Scale Score	Passing Standard	Com-mend	Scale Score	Passing Standard	Com-mend	Scale Score	Passing Standard	Com-mend	Scale Score	Passing Standard	Com-mend	Scale Score	Passing Standard	Com-mend	Passing Standard	Com-mend

English TAKS-Alt was not tested on the campus for this group in 2009.

English TAKS-Alternate Results % Passing, Spring 2008: Students with Disabilities

147 Grade	Reading / ELA			Mathematics			Writing			Science			Social Studies			All Tests Taken	
	Scale Score	Passing Standard	Com-mend	Scale Score	Passing Standard	Com-mend	Scale Score	Passing Standard	Com-mend	Scale Score	Passing Standard	Com-mend	Scale Score	Passing Standard	Com-mend	Passing Standard	Com-mend

English TAKS-Alt was not tested on the campus for this group in 2008.

English TAKS-Modified Results % Passing, Spring 2009: Students with Disabilities

147 Grade	Reading / ELA			Mathematics			Writing			Science			Social Studies			All Tests Taken	
	Scale Score	Passing Standard	Com-mend	Scale Score	Passing Standard	Com-mend	Scale Score	Passing Standard	Com-mend	Scale Score	Passing Standard	Com-mend	Scale Score	Passing Standard	Com-mend	Passing Standard	Com-mend
3	2273	100	33	2161	100	0											
4	2220	100	14	2313	100	29		NSE									
5	*	*	*	2300	100	40				*	*	*					
Total	---	100	18	---	100	21	---			---	*	*					

English TAKS-Modified Results % Passing, Spring 2008: Students with Disabilities

147 Grade	Reading / ELA			Mathematics			Writing			Science			Social Studies			All Tests Taken	
	Scale Score	Passing Standard	Com-mend	Scale Score	Passing Standard	Com-mend	Scale Score	Passing Standard	Com-mend	Scale Score	Passing Standard	Com-mend	Scale Score	Passing Standard	Com-mend	Passing Standard	Com-mend
3	*	*	*	*	*	*											
4	*	*	*	*	*	*											
5	2244	100	13	2221	86	0				2037	13	0					
Total	---	100	25	---	83	8				---	13	0					

NSE: No Standard Established

* Fewer than 5 students tested

For grades and subjects with multiple test administrations, the first administration results are used.

English TAKS Results % Passing, Spring 2009: Students with Disabilities																	
283 Grade	Reading / ELA			Mathematics			Writing			Science			Social Studies			All Tests Taken	
	Scale Score	Passing Standard	Com-mend	Scale Score	Passing Standard	Com-mend	Scale Score	Passing Standard	Com-mend	Scale Score	Passing Standard	Com-mend	Scale Score	Passing Standard	Com-mend	Passing Standard	Com-mend
3	*	*	*	*	*	*											
4	1979	29	0	2140	71	0	2199	67	0							25	0
5	1969	29	0	1997	33	17				2050	50	0					
Total	---	25	0	---	53	7	---	67	0	---	50	0				25	0

English TAKS Results % Passing, Spring 2008: Students with Disabilities																	
283 Grade	Reading / ELA			Mathematics			Writing			Science			Social Studies			All Tests Taken	
	Scale Score	Passing Standard	Com-mend	Scale Score	Passing Standard	Com-mend	Scale Score	Passing Standard	Com-mend	Scale Score	Passing Standard	Com-mend	Scale Score	Passing Standard	Com-mend	Passing Standard	Com-mend
3	1928	14	0	1987	29	0											
4	1946	13	13	2004	25	13	2063	13	0							11	0
5	1861	0	0	1706	0	0				1852	0	0					
Total	---	10	5	---	20	5	---	13	0	---	0	0				11	0

Spanish TAKS Results % Passing, Spring 2009: Students with Disabilities														
283 Grade	Reading / ELA			Mathematics			Writing			Science			All Tests Taken	
	Scale Score	Passing Standard	Com-mend	Scale Score	Passing Standard	Com-mend	Scale Score	Passing Standard	Com-mend	Scale Score	Passing Standard	Com-mend	Passing Standard	Com-mend
3	*	*	*	*	*	*								
4														
5														
Total	---	*	*	---	*	*								

Spanish TAKS Results % Passing, Spring 2008: Students with Disabilities														
283 Grade	Reading / ELA			Mathematics			Writing			Science			All Tests Taken	
	Scale Score	Passing Standard	Com-mend	Scale Score	Passing Standard	Com-mend	Scale Score	Passing Standard	Com-mend	Scale Score	Passing Standard	Com-mend	Passing Standard	Com-mend
3	*	*	*	*	*	*								
4														
5														
Total	---	*	*	---	*	*								

* Fewer than 5 students tested

For grades and subjects with multiple test administrations, the first administration results are used.

English TAKS-Alternate Results % Passing, Spring 2009: Students with Disabilities

283 Grade	Reading / ELA			Mathematics			Writing			Science			Social Studies			All Tests Taken	
	Scale Score	Passing Standard	Com-mend	Scale Score	Passing Standard	Com-mend	Scale Score	Passing Standard	Com-mend	Scale Score	Passing Standard	Com-mend	Scale Score	Passing Standard	Com-mend	Passing Standard	Com-mend

English TAKS-Alt was not tested on the campus for this group in 2009.

English TAKS-Alternate Results % Passing, Spring 2008: Students with Disabilities

283 Grade	Reading / ELA			Mathematics			Writing			Science			Social Studies			All Tests Taken	
	Scale Score	Passing Standard	Com-mend	Scale Score	Passing Standard	Com-mend	Scale Score	Passing Standard	Com-mend	Scale Score	Passing Standard	Com-mend	Scale Score	Passing Standard	Com-mend	Passing Standard	Com-mend

English TAKS-Alt was not tested on the campus for this group in 2008.

English TAKS-Modified Results % Passing, Spring 2009: Students with Disabilities

283 Grade	Reading / ELA			Mathematics			Writing			Science			Social Studies			All Tests Taken	
	Scale Score	Passing Standard	Com-mend	Scale Score	Passing Standard	Com-mend	Scale Score	Passing Standard	Com-mend	Scale Score	Passing Standard	Com-mend	Scale Score	Passing Standard	Com-mend	Passing Standard	Com-mend
3	*		*	*		*											
4	*		*	*		*		NSE									
5	*		*	*	2141	40	0			1904	0	0					
Total	---	75	0	---	70	0	---			---	0	0					

English TAKS-Modified Results % Passing, Spring 2008: Students with Disabilities

283 Grade	Reading / ELA			Mathematics			Writing			Science			Social Studies			All Tests Taken	
	Scale Score	Passing Standard	Com-mend	Scale Score	Passing Standard	Com-mend	Scale Score	Passing Standard	Com-mend	Scale Score	Passing Standard	Com-mend	Scale Score	Passing Standard	Com-mend	Passing Standard	Com-mend
3				*		*											
4	*		*	*		*											
5																	
Total	---	*	*	---	*	*											

NSE: No Standard Established

* Fewer than 5 students tested

For grades and subjects with multiple test administrations, the first administration results are used.

English TAKS Results % Passing, Spring 2009: Students with Disabilities																	
172 Grade	Reading / ELA			Mathematics			Writing			Science			Social Studies			All Tests Taken	
	Scale Score	Passing Standard	Com-mend	Scale Score	Passing Standard	Com-mend	Scale Score	Passing Standard	Com-mend	Scale Score	Passing Standard	Com-mend	Scale Score	Passing Standard	Com-mend	Passing Standard	Com-mend
3																	
4				*	*	*	*	*	*							*	*
5																	
Total				---	*	*	---	*	*							*	*

English TAKS Results % Passing, Spring 2008: Students with Disabilities																	
172 Grade	Reading / ELA			Mathematics			Writing			Science			Social Studies			All Tests Taken	
	Scale Score	Passing Standard	Com-mend	Scale Score	Passing Standard	Com-mend	Scale Score	Passing Standard	Com-mend	Scale Score	Passing Standard	Com-mend	Scale Score	Passing Standard	Com-mend	Passing Standard	Com-mend
3				*	*	*											
4	*	*	*	*	*	*	*	*	*							*	*
5	*	*	*	*	*	*				*	*	*					
Total	---	*	*	---	*	*	---	*	*	---	*	*				*	*

Spanish TAKS Results % Passing, Spring 2009: Students with Disabilities														
172 Grade	Reading / ELA			Mathematics			Writing			Science			All Tests Taken	
	Scale Score	Passing Standard	Com-mend	Scale Score	Passing Standard	Com-mend	Scale Score	Passing Standard	Com-mend	Scale Score	Passing Standard	Com-mend	Passing Standard	Com-mend
Neither Spanish TAKS nor TAKS-A was tested on the campus for this group in 2009.														

Spanish TAKS Results % Passing, Spring 2008: Students with Disabilities														
172 Grade	Reading / ELA			Mathematics			Writing			Science			All Tests Taken	
	Scale Score	Passing Standard	Com-mend	Scale Score	Passing Standard	Com-mend	Scale Score	Passing Standard	Com-mend	Scale Score	Passing Standard	Com-mend	Passing Standard	Com-mend
Neither Spanish TAKS nor TAKS-A was tested on the campus for this group in 2008.														

* Fewer than 5 students tested

For grades and subjects with multiple test administrations, the first administration results are used.

English TAKS-Alternate Results % Passing, Spring 2009: Students with Disabilities																	
172 Grade	Reading / ELA			Mathematics			Writing			Science			Social Studies			All Tests Taken	
	Scale Score	Passing Standard	Com-mend	Scale Score	Passing Standard	Com-mend	Scale Score	Passing Standard	Com-mend	Scale Score	Passing Standard	Com-mend	Scale Score	Passing Standard	Com-mend	Passing Standard	Com-mend
3																	
4		*	*		*	*		*	*							*	0
5																	
Total		*	*		*	*		*	*							*	0

English TAKS-Alternate Results % Passing, Spring 2008: Students with Disabilities																	
172 Grade	Reading / ELA			Mathematics			Writing			Science			Social Studies			All Tests Taken	
	Scale Score	Passing Standard	Com-mend	Scale Score	Passing Standard	Com-mend	Scale Score	Passing Standard	Com-mend	Scale Score	Passing Standard	Com-mend	Scale Score	Passing Standard	Com-mend	Passing Standard	Com-mend
English TAKS-Alt was not tested on the campus for this group in 2008.																	

English TAKS-Modified Results % Passing, Spring 2009: Students with Disabilities																	
172 Grade	Reading / ELA			Mathematics			Writing			Science			Social Studies			All Tests Taken	
	Scale Score	Passing Standard	Com-mend	Scale Score	Passing Standard	Com-mend	Scale Score	Passing Standard	Com-mend	Scale Score	Passing Standard	Com-mend	Scale Score	Passing Standard	Com-mend	Passing Standard	Com-mend
3	2454	83	67	2375	83	67											
4	*	*	*	*	*	*		NSE									
5	2327	100	20	2420	100	60				2259	100	10					
Total	---	95	47	---	89	61	---			---	100	10					

English TAKS-Modified Results % Passing, Spring 2008: Students with Disabilities																	
172 Grade	Reading / ELA			Mathematics			Writing			Science			Social Studies			All Tests Taken	
	Scale Score	Passing Standard	Com-mend	Scale Score	Passing Standard	Com-mend	Scale Score	Passing Standard	Com-mend	Scale Score	Passing Standard	Com-mend	Scale Score	Passing Standard	Com-mend	Passing Standard	Com-mend
3	*	*	*	*	*	*											
4	2327	88	38	2467	88	75											
5	*	*	*	*	*	*				*	*	*					
Total	---	94	25	---	87	73				---	*	*					

NSE: No Standard Established

* Fewer than 5 students tested

For grades and subjects with multiple test administrations, the first administration results are used.

English TAKS Results % Passing, Spring 2009: Students with Disabilities																	
286 Grade	Reading / ELA			Mathematics			Writing			Science			Social Studies			All Tests Taken	
	Scale Score	Passing Standard	Com-mend	Scale Score	Passing Standard	Com-mend	Scale Score	Passing Standard	Com-mend	Scale Score	Passing Standard	Com-mend	Scale Score	Passing Standard	Com-mend	Passing Standard	Com-mend
3	*	*	*	2195	67	17											
4	*	*	*	2107	60	0	1994	15	0							14	0
5	1888	27	0	2190	71	14				2121	60	0					
Total	---	44	6	---	67	11	---	15	0	---	60	0				14	0

English TAKS Results % Passing, Spring 2008: Students with Disabilities																	
286 Grade	Reading / ELA			Mathematics			Writing			Science			Social Studies			All Tests Taken	
	Scale Score	Passing Standard	Com-mend	Scale Score	Passing Standard	Com-mend	Scale Score	Passing Standard	Com-mend	Scale Score	Passing Standard	Com-mend	Scale Score	Passing Standard	Com-mend	Passing Standard	Com-mend
3	*	*	*	*	*	*											
4	*	*	*	2246	100	40	*	*	*							60	0
5	*	*	*	2122	40	0				*	*	*					
Total	---	100	0	---	69	23	---	*	*	---	*	*				60	0

Spanish TAKS Results % Passing, Spring 2009: Students with Disabilities														
286 Grade	Reading / ELA			Mathematics			Writing			Science			All Tests Taken	
	Scale Score	Passing Standard	Com-mend	Scale Score	Passing Standard	Com-mend	Scale Score	Passing Standard	Com-mend	Scale Score	Passing Standard	Com-mend	Passing Standard	Com-mend
3	*	*	*	*	*	*								
4	*	*	*	*	*	*	*	*	*				*	*
5														
Total	---	67	17	---	86	0	---	*	*				*	*

Spanish TAKS Results % Passing, Spring 2008: Students with Disabilities														
286 Grade	Reading / ELA			Mathematics			Writing			Science			All Tests Taken	
	Scale Score	Passing Standard	Com-mend	Scale Score	Passing Standard	Com-mend	Scale Score	Passing Standard	Com-mend	Scale Score	Passing Standard	Com-mend	Passing Standard	Com-mend
3	*	*	*	*	*	*								
4														
5														
Total	---	*	*	---	*	*								

* Fewer than 5 students tested

For grades and subjects with multiple test administrations, the first administration results are used.

English TAKS-Alternate Results % Passing, Spring 2009: Students with Disabilities																	
286 Grade	Reading / ELA			Mathematics			Writing			Science			Social Studies			All Tests Taken	
	Scale Score	Passing Standard	Com-mend	Scale Score	Passing Standard	Com-mend	Scale Score	Passing Standard	Com-mend	Scale Score	Passing Standard	Com-mend	Scale Score	Passing Standard	Com-mend	Passing Standard	Com-mend
3		*	*		*	*										*	*
4		*	*		*	*		*	*							*	0
5		40	0		40	0					40	0				40	0
Total		30	0		30	0		*	*		40	0				30	0

English TAKS-Alternate Results % Passing, Spring 2008: Students with Disabilities																	
286 Grade	Reading / ELA			Mathematics			Writing			Science			Social Studies			All Tests Taken	
	Scale Score	Passing Standard	Com-mend	Scale Score	Passing Standard	Com-mend	Scale Score	Passing Standard	Com-mend	Scale Score	Passing Standard	Com-mend	Scale Score	Passing Standard	Com-mend	Passing Standard	Com-mend
3		*	*		*	*										*	*
4		*	*		*	*		*	*							*	*
5		*	*		*	*					*	*				*	*
Total		100	0		100	0		*	*		*	*				90	0

English TAKS-Modified Results % Passing, Spring 2009: Students with Disabilities																	
286 Grade	Reading / ELA			Mathematics			Writing			Science			Social Studies			All Tests Taken	
	Scale Score	Passing Standard	Com-mend	Scale Score	Passing Standard	Com-mend	Scale Score	Passing Standard	Com-mend	Scale Score	Passing Standard	Com-mend	Scale Score	Passing Standard	Com-mend	Passing Standard	Com-mend
3	2238	80	0	*	*	*											
4	2233	92	17	2323	89	44											
5				2274	100	20				2233	100	14					
Total	---	88	12	---	94	38				---	100	14					

English TAKS-Modified Results % Passing, Spring 2008: Students with Disabilities																	
286 Grade	Reading / ELA			Mathematics			Writing			Science			Social Studies			All Tests Taken	
	Scale Score	Passing Standard	Com-mend	Scale Score	Passing Standard	Com-mend	Scale Score	Passing Standard	Com-mend	Scale Score	Passing Standard	Com-mend	Scale Score	Passing Standard	Com-mend	Passing Standard	Com-mend
3	2165	63	0	2312	88	25											
4	2290	100	33	1941	60	20											
5	*	*	*							*	*	*					
Total	---	83	17	---	77	23				---	*	*					

NSE: No Standard Established

* Fewer than 5 students tested

For grades and subjects with multiple test administrations, the first administration results are used.

English TAKS Results % Passing, Spring 2009: Students with Disabilities																	
174 Grade	Reading / ELA			Mathematics			Writing			Science			Social Studies			All Tests Taken	
	Scale Score	Passing Standard	Com-mend	Scale Score	Passing Standard	Com-mend	Scale Score	Passing Standard	Com-mend	Scale Score	Passing Standard	Com-mend	Scale Score	Passing Standard	Com-mend	Passing Standard	Com-mend
3	*	*	*	*	*	*											
4	2161	83	0	2204	100	0	2295	100	17							83	0
5	*	*	*	2144	80	0				2327	100	40					
Total	---	85	0	---	93	21	---	100	17	---	100	40				83	0

English TAKS Results % Passing, Spring 2008: Students with Disabilities																	
174 Grade	Reading / ELA			Mathematics			Writing			Science			Social Studies			All Tests Taken	
	Scale Score	Passing Standard	Com-mend	Scale Score	Passing Standard	Com-mend	Scale Score	Passing Standard	Com-mend	Scale Score	Passing Standard	Com-mend	Scale Score	Passing Standard	Com-mend	Passing Standard	Com-mend
3	*	*	*	*	*	*											
4	2191	100	0	2196	100	0	1912	0	0							0	0
5	2247	89	11	2257	100	25				2236	100	22					
Total	---	94	6	---	100	12	---	0	0	---	100	22				0	0

Spanish TAKS Results % Passing, Spring 2009: Students with Disabilities														
174 Grade	Reading / ELA			Mathematics			Writing			Science			All Tests Taken	
	Scale Score	Passing Standard	Com-mend	Scale Score	Passing Standard	Com-mend	Scale Score	Passing Standard	Com-mend	Scale Score	Passing Standard	Com-mend	Passing Standard	Com-mend
Neither Spanish TAKS nor TAKS-A was tested on the campus for this group in 2009.														

Spanish TAKS Results % Passing, Spring 2008: Students with Disabilities														
174 Grade	Reading / ELA			Mathematics			Writing			Science			All Tests Taken	
	Scale Score	Passing Standard	Com-mend	Scale Score	Passing Standard	Com-mend	Scale Score	Passing Standard	Com-mend	Scale Score	Passing Standard	Com-mend	Passing Standard	Com-mend
Neither Spanish TAKS nor TAKS-A was tested on the campus for this group in 2008.														

* Fewer than 5 students tested

For grades and subjects with multiple test administrations, the first administration results are used.

English TAKS-Alternate Results % Passing, Spring 2009: Students with Disabilities																		
174 Grade	Reading / ELA			Mathematics			Writing			Science			Social Studies			All Tests Taken		
	Scale Score	Passing Standard	Com-mend	Scale Score	Passing Standard	Com-mend	Scale Score	Passing Standard	Com-mend	Scale Score	Passing Standard	Com-mend	Scale Score	Passing Standard	Com-mend	Passing Standard	Com-mend	
English TAKS-Alt was not tested on the campus for this group in 2009.																		

English TAKS-Alternate Results % Passing, Spring 2008: Students with Disabilities																		
174 Grade	Reading / ELA			Mathematics			Writing			Science			Social Studies			All Tests Taken		
	Scale Score	Passing Standard	Com-mend	Scale Score	Passing Standard	Com-mend	Scale Score	Passing Standard	Com-mend	Scale Score	Passing Standard	Com-mend	Scale Score	Passing Standard	Com-mend	Passing Standard	Com-mend	
English TAKS-Alt was not tested on the campus for this group in 2008.																		

English TAKS-Modified Results % Passing, Spring 2009: Students with Disabilities																	
174 Grade	Reading / ELA			Mathematics			Writing			Science			Social Studies			All Tests Taken	
	Scale Score	Passing Standard	Com-mend	Scale Score	Passing Standard	Com-mend	Scale Score	Passing Standard	Com-mend	Scale Score	Passing Standard	Com-mend	Scale Score	Passing Standard	Com-mend	Passing Standard	Com-mend
English TAKS-M was not tested on the campus for this group in 2009.																	

English TAKS-Modified Results % Passing, Spring 2008: Students with Disabilities																	
174 Grade	Reading / ELA			Mathematics			Writing			Science			Social Studies			All Tests Taken	
	Scale Score	Passing Standard	Com-mend	Scale Score	Passing Standard	Com-mend	Scale Score	Passing Standard	Com-mend	Scale Score	Passing Standard	Com-mend	Scale Score	Passing Standard	Com-mend	Passing Standard	Com-mend
English TAKS-M was not tested on the campus for this group in 2008.																	

NSE: No Standard Established

* Fewer than 5 students tested

For grades and subjects with multiple test administrations, the first administration results are used.

English TAKS Results % Passing, Spring 2009: Students with Disabilities																	
176 Grade	Reading / ELA			Mathematics			Writing			Science			Social Studies			All Tests Taken	
	Scale Score	Passing Standard	Com-mend	Scale Score	Passing Standard	Com-mend	Scale Score	Passing Standard	Com-mend	Scale Score	Passing Standard	Com-mend	Scale Score	Passing Standard	Com-mend	Passing Standard	Com-mend
3																	
4	1993	0	0	2136	40	20	*	*	*							0	0
5	*	*	*	*	*	*				*	*	*					
Total	---	13	0	---	56	11	---	*	*	---	*	*				0	0

English TAKS Results % Passing, Spring 2008: Students with Disabilities																	
176 Grade	Reading / ELA			Mathematics			Writing			Science			Social Studies			All Tests Taken	
	Scale Score	Passing Standard	Com-mend	Scale Score	Passing Standard	Com-mend	Scale Score	Passing Standard	Com-mend	Scale Score	Passing Standard	Com-mend	Scale Score	Passing Standard	Com-mend	Passing Standard	Com-mend
3	2124	71	0	2208	80	0											
4	*	*	*	*	*	*	*	*	*							*	*
5																	
Total	---	63	0	---	88	0	---	*	*							*	*

Spanish TAKS Results % Passing, Spring 2009: Students with Disabilities														
176 Grade	Reading / ELA			Mathematics			Writing			Science			All Tests Taken	
	Scale Score	Passing Standard	Com-mend	Scale Score	Passing Standard	Com-mend	Scale Score	Passing Standard	Com-mend	Scale Score	Passing Standard	Com-mend	Passing Standard	Com-mend
3	*	*	*	*	*	*								
4	*	*	*	*	*	*	*	*	*				*	*
5														
Total	---	*	*	---	*	*	---	*	*				*	*

Spanish TAKS Results % Passing, Spring 2008: Students with Disabilities														
176 Grade	Reading / ELA			Mathematics			Writing			Science			All Tests Taken	
	Scale Score	Passing Standard	Com-mend	Scale Score	Passing Standard	Com-mend	Scale Score	Passing Standard	Com-mend	Scale Score	Passing Standard	Com-mend	Passing Standard	Com-mend
3	*	*	*	*	*	*								
4	*	*	*	*	*	*	*	*	*				*	*
5														
Total	---	*	*	---	*	*	---	*	*				*	*

* Fewer than 5 students tested

For grades and subjects with multiple test administrations, the first administration results are used.

English TAKS-Alternate Results % Passing, Spring 2009: Students with Disabilities

176 Grade	Reading / ELA			Mathematics			Writing			Science			Social Studies			All Tests Taken	
	Scale Score	Passing Standard	Com-mend	Scale Score	Passing Standard	Com-mend	Scale Score	Passing Standard	Com-mend	Scale Score	Passing Standard	Com-mend	Scale Score	Passing Standard	Com-mend	Passing Standard	Com-mend
3																	
4		*	*		*	*		*	*							*	0
5		*	*		*	*					*	*				*	0
Total		*	*		*	*		*	*		*	*				*	*

English TAKS-Alternate Results % Passing, Spring 2008: Students with Disabilities

176 Grade	Reading / ELA			Mathematics			Writing			Science			Social Studies			All Tests Taken	
	Scale Score	Passing Standard	Com-mend	Scale Score	Passing Standard	Com-mend	Scale Score	Passing Standard	Com-mend	Scale Score	Passing Standard	Com-mend	Scale Score	Passing Standard	Com-mend	Passing Standard	Com-mend
3		*	*		*	*										*	*
4																	
5																	
Total		*	*		*	*										*	*

English TAKS-Modified Results % Passing, Spring 2009: Students with Disabilities

176 Grade	Reading / ELA			Mathematics			Writing			Science			Social Studies			All Tests Taken	
	Scale Score	Passing Standard	Com-mend	Scale Score	Passing Standard	Com-mend	Scale Score	Passing Standard	Com-mend	Scale Score	Passing Standard	Com-mend	Scale Score	Passing Standard	Com-mend	Passing Standard	Com-mend
3																	
4	*	*	*	*	*	*		NSE									
5	*	*	*	*	*	*				2149	50	17					
Total	---	100	0	---	40	0	---			---	50	17					

English TAKS-Modified Results % Passing, Spring 2008: Students with Disabilities

176 Grade	Reading / ELA			Mathematics			Writing			Science			Social Studies			All Tests Taken	
	Scale Score	Passing Standard	Com-mend	Scale Score	Passing Standard	Com-mend	Scale Score	Passing Standard	Com-mend	Scale Score	Passing Standard	Com-mend	Scale Score	Passing Standard	Com-mend	Passing Standard	Com-mend
3	*	*	*	*	*	*											
4	2203	80	20	*	*	*											
5	*	*	*	*	*	*				*	*	*					
Total	---	75	13	---	29	14				---	*	*					

NSE: No Standard Established

* Fewer than 5 students tested

For grades and subjects with multiple test administrations, the first administration results are used.

English TAKS Results % Passing, Spring 2009: Students with Disabilities																	
179 Grade	Reading / ELA			Mathematics			Writing			Science			Social Studies			All Tests Taken	
	Scale Score	Passing Standard	Com-mend	Scale Score	Passing Standard	Com-mend	Scale Score	Passing Standard	Com-mend	Scale Score	Passing Standard	Com-mend	Scale Score	Passing Standard	Com-mend	Passing Standard	Com-mend
3	*	*	*	*	*	*											
4	*	*	*	*	*	*	*	*	*							*	*
5	*	*	*	*	*	*				*	*	*					
Total	---	60	20	---	*	*	---	*	*	---	*	*				*	*

English TAKS Results % Passing, Spring 2008: Students with Disabilities																	
179 Grade	Reading / ELA			Mathematics			Writing			Science			Social Studies			All Tests Taken	
	Scale Score	Passing Standard	Com-mend	Scale Score	Passing Standard	Com-mend	Scale Score	Passing Standard	Com-mend	Scale Score	Passing Standard	Com-mend	Scale Score	Passing Standard	Com-mend	Passing Standard	Com-mend
3	*	*	*	*	*	*											
4	2021	20	0	*	*	*	2113	25	0							13	0
5	*	*	*	*	*	*				*	*	*					
Total	---	55	9	---	43	14	---	25	0	---	*	*				13	0

Spanish TAKS Results % Passing, Spring 2009: Students with Disabilities														
179 Grade	Reading / ELA			Mathematics			Writing			Science			All Tests Taken	
	Scale Score	Passing Standard	Com-mend	Scale Score	Passing Standard	Com-mend	Scale Score	Passing Standard	Com-mend	Scale Score	Passing Standard	Com-mend	Passing Standard	Com-mend
Neither Spanish TAKS nor TAKS-A was tested on the campus for this group in 2009.														

Spanish TAKS Results % Passing, Spring 2008: Students with Disabilities														
179 Grade	Reading / ELA			Mathematics			Writing			Science			All Tests Taken	
	Scale Score	Passing Standard	Com-mend	Scale Score	Passing Standard	Com-mend	Scale Score	Passing Standard	Com-mend	Scale Score	Passing Standard	Com-mend	Passing Standard	Com-mend
Neither Spanish TAKS nor TAKS-A was tested on the campus for this group in 2008.														

* Fewer than 5 students tested

For grades and subjects with multiple test administrations, the first administration results are used.

English TAKS-Alternate Results % Passing, Spring 2009: Students with Disabilities

179 Grade	Reading / ELA			Mathematics			Writing			Science			Social Studies			All Tests Taken	
	Scale Score	Passing Standard	Com-mend	Scale Score	Passing Standard	Com-mend	Scale Score	Passing Standard	Com-mend	Scale Score	Passing Standard	Com-mend	Scale Score	Passing Standard	Com-mend	Passing Standard	Com-mend
3																	
4																	
5		*	*		*	*					*	*				*	0
Total		*	*		*	*					*	*				*	0

English TAKS-Alternate Results % Passing, Spring 2008: Students with Disabilities

179 Grade	Reading / ELA			Mathematics			Writing			Science			Social Studies			All Tests Taken	
	Scale Score	Passing Standard	Com-mend	Scale Score	Passing Standard	Com-mend	Scale Score	Passing Standard	Com-mend	Scale Score	Passing Standard	Com-mend	Scale Score	Passing Standard	Com-mend	Passing Standard	Com-mend
3		*	*		*	*										*	*
4		*	*		*	*		*	*							*	*
5		*	*		*	*					*	*				*	*
Total		*	*		*	*		*	*		*	*				*	*

English TAKS-Modified Results % Passing, Spring 2009: Students with Disabilities

179 Grade	Reading / ELA			Mathematics			Writing			Science			Social Studies			All Tests Taken	
	Scale Score	Passing Standard	Com-mend	Scale Score	Passing Standard	Com-mend	Scale Score	Passing Standard	Com-mend	Scale Score	Passing Standard	Com-mend	Scale Score	Passing Standard	Com-mend	Passing Standard	Com-mend
3	2560	100	91	2581	100	91											
4	2299	100	17	2432	100	57		NSE									
5	2472	100	62	2610	100	79				2158	63	6					
Total	---	100	63	---	100	78	---			---	63	6					

English TAKS-Modified Results % Passing, Spring 2008: Students with Disabilities

179 Grade	Reading / ELA			Mathematics			Writing			Science			Social Studies			All Tests Taken	
	Scale Score	Passing Standard	Com-mend	Scale Score	Passing Standard	Com-mend	Scale Score	Passing Standard	Com-mend	Scale Score	Passing Standard	Com-mend	Scale Score	Passing Standard	Com-mend	Passing Standard	Com-mend
3	2223	100	0	2173	100	0											
4	2135	45	0	2109	54	0											
5	2225	89	11	2147	44	0				2008	25	0					
Total	---	73	4	---	63	0				---	25	0					

NSE: No Standard Established

* Fewer than 5 students tested

For grades and subjects with multiple test administrations, the first administration results are used.

English TAKS Results % Passing, Spring 2009: Students with Disabilities																	
180 Grade	Reading / ELA			Mathematics			Writing			Science			Social Studies			All Tests Taken	
	Scale Score	Passing Standard	Com-mend	Scale Score	Passing Standard	Com-mend	Scale Score	Passing Standard	Com-mend	Scale Score	Passing Standard	Com-mend	Scale Score	Passing Standard	Com-mend	Passing Standard	Com-mend
3	*		*	*		*											
4	*		*	*		*	*		*							*	*
5	*		*	*		*				*		*					
Total	---		*	---	100	57	---	*	*	---	*	*				*	*

English TAKS Results % Passing, Spring 2008: Students with Disabilities																	
180 Grade	Reading / ELA			Mathematics			Writing			Science			Social Studies			All Tests Taken	
	Scale Score	Passing Standard	Com-mend	Scale Score	Passing Standard	Com-mend	Scale Score	Passing Standard	Com-mend	Scale Score	Passing Standard	Com-mend	Scale Score	Passing Standard	Com-mend	Passing Standard	Com-mend
3	*		*	*		*											
4	*		*	*		*	*		*							*	*
5	2097	83	0	2236	100	20				*		*					
Total	---	73	0	---	82	27	---	*	*	---	*	*				*	*

Spanish TAKS Results % Passing, Spring 2009: Students with Disabilities														
180 Grade	Reading / ELA			Mathematics			Writing			Science			All Tests Taken	
	Scale Score	Passing Standard	Com-mend	Scale Score	Passing Standard	Com-mend	Scale Score	Passing Standard	Com-mend	Scale Score	Passing Standard	Com-mend	Passing Standard	Com-mend
Neither Spanish TAKS nor TAKS-A was tested on the campus for this group in 2009.														

Spanish TAKS Results % Passing, Spring 2008: Students with Disabilities														
180 Grade	Reading / ELA			Mathematics			Writing			Science			All Tests Taken	
	Scale Score	Passing Standard	Com-mend	Scale Score	Passing Standard	Com-mend	Scale Score	Passing Standard	Com-mend	Scale Score	Passing Standard	Com-mend	Passing Standard	Com-mend
3	*		*	*		*								
4														
5														
Total	---	*	*	---	*	*								

* Fewer than 5 students tested

For grades and subjects with multiple test administrations, the first administration results are used.

English TAKS-Alternate Results % Passing, Spring 2009: Students with Disabilities																	
180 Grade	Reading / ELA			Mathematics			Writing			Science			Social Studies			All Tests Taken	
	Scale Score	Passing Standard	Com-mend	Scale Score	Passing Standard	Com-mend	Scale Score	Passing Standard	Com-mend	Scale Score	Passing Standard	Com-mend	Scale Score	Passing Standard	Com-mend	Passing Standard	Com-mend
3																	
4		*	*		*	*		*	*							*	0
5																	
Total		*	*		*	*		*	*							*	0

English TAKS-Alternate Results % Passing, Spring 2008: Students with Disabilities																	
180 Grade	Reading / ELA			Mathematics			Writing			Science			Social Studies			All Tests Taken	
	Scale Score	Passing Standard	Com-mend	Scale Score	Passing Standard	Com-mend	Scale Score	Passing Standard	Com-mend	Scale Score	Passing Standard	Com-mend	Scale Score	Passing Standard	Com-mend	Passing Standard	Com-mend
3		*	*		*	*										*	*
4																	
5																	
Total		*	*		*	*										*	*

English TAKS-Modified Results % Passing, Spring 2009: Students with Disabilities																	
180 Grade	Reading / ELA			Mathematics			Writing			Science			Social Studies			All Tests Taken	
	Scale Score	Passing Standard	Com-mend	Scale Score	Passing Standard	Com-mend	Scale Score	Passing Standard	Com-mend	Scale Score	Passing Standard	Com-mend	Scale Score	Passing Standard	Com-mend	Passing Standard	Com-mend
3	2191	86	14	2247	83	0											
4	2262	100	13	2297	100	14		NSE									
5	2270	67	33	2191	57	0				2151	86	14					
Total	---	83	21	---	80	5	---			---	86	14					

English TAKS-Modified Results % Passing, Spring 2008: Students with Disabilities																	
180 Grade	Reading / ELA			Mathematics			Writing			Science			Social Studies			All Tests Taken	
	Scale Score	Passing Standard	Com-mend	Scale Score	Passing Standard	Com-mend	Scale Score	Passing Standard	Com-mend	Scale Score	Passing Standard	Com-mend	Scale Score	Passing Standard	Com-mend	Passing Standard	Com-mend
3	2382	100	75	2391	100	40											
4	2206	78	0	2180	63	25											
5	2254	83	33	2184	75	13				2161	69	8					
Total	---	87	35	---	81	27				---	69	8					

NSE: No Standard Established

* Fewer than 5 students tested

For grades and subjects with multiple test administrations, the first administration results are used.

English TAKS Results % Passing, Spring 2009: Students with Disabilities																	
181 Grade	Reading / ELA			Mathematics			Writing			Science			Social Studies			All Tests Taken	
	Scale Score	Passing Standard	Com-mend	Scale Score	Passing Standard	Com-mend	Scale Score	Passing Standard	Com-mend	Scale Score	Passing Standard	Com-mend	Scale Score	Passing Standard	Com-mend	Passing Standard	Com-mend
3																	
4	*	*	*	*	*	*	*	*	*							*	*
5	1947	20	0	1892	20	0				1857	40	0					
Total	---	22	0	---	11	0	---	*	*	---	40	0				*	*

English TAKS Results % Passing, Spring 2008: Students with Disabilities																	
181 Grade	Reading / ELA			Mathematics			Writing			Science			Social Studies			All Tests Taken	
	Scale Score	Passing Standard	Com-mend	Scale Score	Passing Standard	Com-mend	Scale Score	Passing Standard	Com-mend	Scale Score	Passing Standard	Com-mend	Scale Score	Passing Standard	Com-mend	Passing Standard	Com-mend
3	*	*	*	*	*	*											
4	*	*	*	*	*	*	*	*	*							*	*
5	*	*	*	*	*	*				*	*	*					
Total	---	29	0	---	50	25	---	*	*	---	*	*				*	*

Spanish TAKS Results % Passing, Spring 2009: Students with Disabilities														
181 Grade	Reading / ELA			Mathematics			Writing			Science			All Tests Taken	
	Scale Score	Passing Standard	Com-mend	Scale Score	Passing Standard	Com-mend	Scale Score	Passing Standard	Com-mend	Scale Score	Passing Standard	Com-mend	Passing Standard	Com-mend
3	*	*	*	*	*	*								
4	*	*	*	*	*	*	*	*	*				*	*
5														
Total	---	20	0	---	0	0	---	*	*				*	*

Spanish TAKS Results % Passing, Spring 2008: Students with Disabilities														
181 Grade	Reading / ELA			Mathematics			Writing			Science			All Tests Taken	
	Scale Score	Passing Standard	Com-mend	Scale Score	Passing Standard	Com-mend	Scale Score	Passing Standard	Com-mend	Scale Score	Passing Standard	Com-mend	Passing Standard	Com-mend
3	*	*	*	*	*	*								
4	*	*	*	*	*	*	*	*	*				*	*
5														
Total	---	*	*	---	*	*	---	*	*				*	*

* Fewer than 5 students tested

For grades and subjects with multiple test administrations, the first administration results are used.

English TAKS-Alternate Results % Passing, Spring 2009: Students with Disabilities																	
181 Grade	Reading / ELA			Mathematics			Writing			Science			Social Studies			All Tests Taken	
	Scale Score	Passing Standard	Com-mend	Scale Score	Passing Standard	Com-mend	Scale Score	Passing Standard	Com-mend	Scale Score	Passing Standard	Com-mend	Scale Score	Passing Standard	Com-mend	Passing Standard	Com-mend
English TAKS-Alt was not tested on the campus for this group in 2009.																	

English TAKS-Alternate Results % Passing, Spring 2008: Students with Disabilities																		
181 Grade	Reading / ELA			Mathematics			Writing			Science			Social Studies			All Tests Taken		
	Scale Score	Passing Standard	Com-mend	Scale Score	Passing Standard	Com-mend	Scale Score	Passing Standard	Com-mend	Scale Score	Passing Standard	Com-mend	Scale Score	Passing Standard	Com-mend	Passing Standard	Com-mend	
English TAKS-Alt was not tested on the campus for this group in 2008.																		

English TAKS-Modified Results % Passing, Spring 2009: Students with Disabilities																	
181 Grade	Reading / ELA			Mathematics			Writing			Science			Social Studies			All Tests Taken	
	Scale Score	Passing Standard	Com-mend	Scale Score	Passing Standard	Com-mend	Scale Score	Passing Standard	Com-mend	Scale Score	Passing Standard	Com-mend	Scale Score	Passing Standard	Com-mend	Passing Standard	Com-mend
3	*	<div></div>	*	*	<div></div>	*		<div></div>			<div></div>			<div></div>		<div></div>	<div></div>
4	*	<div></div>	*	*	<div></div>	*		NSE			<div></div>			<div></div>		<div></div>	<div></div>
5		<div></div>			<div></div>			<div></div>			<div></div>			<div></div>		<div></div>	<div></div>
Total	---	<div></div>	*	---	<div></div>	*	---	<div></div>			<div></div>			<div></div>		<div></div>	<div></div>

English TAKS-Modified Results % Passing, Spring 2008: Students with Disabilities																	
181 Grade	Reading / ELA			Mathematics			Writing			Science			Social Studies			All Tests Taken	
	Scale Score	Passing Standard	Com-mend	Scale Score	Passing Standard	Com-mend	Scale Score	Passing Standard	Com-mend	Scale Score	Passing Standard	Com-mend	Scale Score	Passing Standard	Com-mend	Passing Standard	Com-mend
3	*	*	*	*	*	*											
4	2166	60	20	*	*	*											
5	*	*	*	*	*	*				*	*	*					
Total	---	64	9	---	82	18				---	*	*					

NSE: No Standard Established

* Fewer than 5 students tested

For grades and subjects with multiple test administrations, the first administration results are used.

English TAKS Results % Passing, Spring 2009: Students with Disabilities																	
182 Grade	Reading / ELA			Mathematics			Writing			Science			Social Studies			All Tests Taken	
	Scale Score	Passing Standard	Com-mend	Scale Score	Passing Standard	Com-mend	Scale Score	Passing Standard	Com-mend	Scale Score	Passing Standard	Com-mend	Scale Score	Passing Standard	Com-mend	Passing Standard	Com-mend
3	*	*	*	*	*	*											
4	*	*	*	*	*	*	*	*	*							*	*
5	*	*	*	*	*	*				*	*	*					
Total	---	83	50	---	100	38	---	*	*	---	*	*				*	*

English TAKS Results % Passing, Spring 2008: Students with Disabilities																	
182 Grade	Reading / ELA			Mathematics			Writing			Science			Social Studies			All Tests Taken	
	Scale Score	Passing Standard	Com-mend	Scale Score	Passing Standard	Com-mend	Scale Score	Passing Standard	Com-mend	Scale Score	Passing Standard	Com-mend	Scale Score	Passing Standard	Com-mend	Passing Standard	Com-mend
3	*	*	*	*	*	*											
4	*	*	*	*	*	*	*	*	*							*	*
5	*	*	*	*	*	*											
Total	---	*	*	---	100	17	---	*	*							*	*

Spanish TAKS Results % Passing, Spring 2009: Students with Disabilities														
182 Grade	Reading / ELA			Mathematics			Writing			Science			All Tests Taken	
	Scale Score	Passing Standard	Com-mend	Scale Score	Passing Standard	Com-mend	Scale Score	Passing Standard	Com-mend	Scale Score	Passing Standard	Com-mend	Passing Standard	Com-mend
3	*	*	*	*	*	*								
4														
5														
Total	---	*	*	---	*	*								

Spanish TAKS Results % Passing, Spring 2008: Students with Disabilities														
182 Grade	Reading / ELA			Mathematics			Writing			Science			All Tests Taken	
	Scale Score	Passing Standard	Com-mend	Scale Score	Passing Standard	Com-mend	Scale Score	Passing Standard	Com-mend	Scale Score	Passing Standard	Com-mend	Passing Standard	Com-mend
3	*	*	*	*	*	*								
4														
5														
Total	---	*	*	---	*	*								

* Fewer than 5 students tested

For grades and subjects with multiple test administrations, the first administration results are used.

English TAKS-Alternate Results % Passing, Spring 2009: Students with Disabilities

182 Grade	Reading / ELA			Mathematics			Writing			Science			Social Studies			All Tests Taken	
	Scale Score	Passing Standard	Com-mend	Scale Score	Passing Standard	Com-mend	Scale Score	Passing Standard	Com-mend	Scale Score	Passing Standard	Com-mend	Scale Score	Passing Standard	Com-mend	Passing Standard	Com-mend
3		*	*		*	*										*	*
4																	
5		*	*		*	*					*	*				*	*
Total		60	20		60	20					*	*				60	20

English TAKS-Alternate Results % Passing, Spring 2008: Students with Disabilities

182 Grade	Reading / ELA			Mathematics			Writing			Science			Social Studies			All Tests Taken	
	Scale Score	Passing Standard	Com-mend	Scale Score	Passing Standard	Com-mend	Scale Score	Passing Standard	Com-mend	Scale Score	Passing Standard	Com-mend	Scale Score	Passing Standard	Com-mend	Passing Standard	Com-mend
3																	
4		*	*		*	*		*	*							*	*
5		*	*		*	*					*	*				*	*
Total		100	0		100	0		*	*		*	*				100	0

English TAKS-Modified Results % Passing, Spring 2009: Students with Disabilities

182 Grade	Reading / ELA			Mathematics			Writing			Science			Social Studies			All Tests Taken	
	Scale Score	Passing Standard	Com-mend	Scale Score	Passing Standard	Com-mend	Scale Score	Passing Standard	Com-mend	Scale Score	Passing Standard	Com-mend	Scale Score	Passing Standard	Com-mend	Passing Standard	Com-mend
3	2409	100	70	2503	100	80											
4	*	*	*	*	*	*		NSE									
5	*	*	*	*	*	*				*	*	*					
Total	---	100	67	---	100	69	---			---	*	*					

English TAKS-Modified Results % Passing, Spring 2008: Students with Disabilities

182 Grade	Reading / ELA			Mathematics			Writing			Science			Social Studies			All Tests Taken	
	Scale Score	Passing Standard	Com-mend	Scale Score	Passing Standard	Com-mend	Scale Score	Passing Standard	Com-mend	Scale Score	Passing Standard	Com-mend	Scale Score	Passing Standard	Com-mend	Passing Standard	Com-mend
3	*	*	*	*	*	*											
4	*	*	*	*	*	*											
5	2364	100	50	2583	100	100				2224	56	22					
Total	---	100	43	---	100	83				---	56	22					

NSE: No Standard Established

* Fewer than 5 students tested

For grades and subjects with multiple test administrations, the first administration results are used.

English TAKS Results % Passing, Spring 2009: Students with Disabilities																	
185 Grade	Reading / ELA			Mathematics			Writing			Science			Social Studies			All Tests Taken	
	Scale Score	Passing Standard	Com-mend	Scale Score	Passing Standard	Com-mend	Scale Score	Passing Standard	Com-mend	Scale Score	Passing Standard	Com-mend	Scale Score	Passing Standard	Com-mend	Passing Standard	Com-mend
3																	
4																	
5																	
6	*	*	*	*	*	*										*	*
Total	---	*	*	---	*	*										*	*

English TAKS Results % Passing, Spring 2008: Students with Disabilities																	
185 Grade	Reading / ELA			Mathematics			Writing			Science			Social Studies			All Tests Taken	
	Scale Score	Passing Standard	Com-mend	Scale Score	Passing Standard	Com-mend	Scale Score	Passing Standard	Com-mend	Scale Score	Passing Standard	Com-mend	Scale Score	Passing Standard	Com-mend	Passing Standard	Com-mend
3	*	*	*	*	*	*											
4	*	*	*	*	*	*	*	*	*							*	*
5	*	*	*	*	*	*				*	*	*					
6	*	*	*	*	*	*										*	*
Total	---	63	0	---	71	0	---	*	*	---	*	*				*	*

Spanish TAKS Results % Passing, Spring 2009: Students with Disabilities														
185 Grade	Reading / ELA			Mathematics			Writing			Science			All Tests Taken	
	Scale Score	Passing Standard	Com-mend	Scale Score	Passing Standard	Com-mend	Scale Score	Passing Standard	Com-mend	Scale Score	Passing Standard	Com-mend	Passing Standard	Com-mend
Neither Spanish TAKS nor TAKS-A was tested on the campus for this group in 2009.														

Spanish TAKS Results % Passing, Spring 2008: Students with Disabilities														
185 Grade	Reading / ELA			Mathematics			Writing			Science			All Tests Taken	
	Scale Score	Passing Standard	Com-mend	Scale Score	Passing Standard	Com-mend	Scale Score	Passing Standard	Com-mend	Scale Score	Passing Standard	Com-mend	Passing Standard	Com-mend
Neither Spanish TAKS nor TAKS-A was tested on the campus for this group in 2008.														

* Fewer than 5 students tested

For grades and subjects with multiple test administrations, the first administration results are used.

English TAKS-Alternate Results % Passing, Spring 2009: Students with Disabilities

185 Grade	Reading / ELA			Mathematics			Writing			Science			Social Studies			All Tests Taken	
	Scale Score	Passing Standard	Com-mend	Scale Score	Passing Standard	Com-mend	Scale Score	Passing Standard	Com-mend	Scale Score	Passing Standard	Com-mend	Scale Score	Passing Standard	Com-mend	Passing Standard	Com-mend

English TAKS-Alt was not tested on the campus for this group in 2009.

English TAKS-Alternate Results % Passing, Spring 2008: Students with Disabilities

185 Grade	Reading / ELA			Mathematics			Writing			Science			Social Studies			All Tests Taken	
	Scale Score	Passing Standard	Com-mend	Scale Score	Passing Standard	Com-mend	Scale Score	Passing Standard	Com-mend	Scale Score	Passing Standard	Com-mend	Scale Score	Passing Standard	Com-mend	Passing Standard	Com-mend

English TAKS-Alt was not tested on the campus for this group in 2008.

English TAKS-Modified Results % Passing, Spring 2009: Students with Disabilities

185 Grade	Reading / ELA			Mathematics			Writing			Science			Social Studies			All Tests Taken	
	Scale Score	Passing Standard	Com-mend	Scale Score	Passing Standard	Com-mend	Scale Score	Passing Standard	Com-mend	Scale Score	Passing Standard	Com-mend	Scale Score	Passing Standard	Com-mend	Passing Standard	Com-mend
3	*	*	*	*	*	*											
4	*	*	*	*	*	*	NSE										
5	2139	57	0	2268	100	22				2257	89	22					
6																	
Total	---	77	15	---	100	31	---			---	89	22					

English TAKS-Modified Results % Passing, Spring 2008: Students with Disabilities

185 Grade	Reading / ELA			Mathematics			Writing			Science			Social Studies			All Tests Taken	
	Scale Score	Passing Standard	Com-mend	Scale Score	Passing Standard	Com-mend	Scale Score	Passing Standard	Com-mend	Scale Score	Passing Standard	Com-mend	Scale Score	Passing Standard	Com-mend	Passing Standard	Com-mend
3	*	*	*	*	*	*											
4	2212	80	20	2203	80	20											
5	2258	100	0	2264	100	25				2021	13	0					
6	*	*	*	*	*	*											
Total	---	93	13	---	94	19				---	13	0					

NSE: No Standard Established

* Fewer than 5 students tested

For grades and subjects with multiple test administrations, the first administration results are used.

English TAKS Results % Passing, Spring 2009: Students with Disabilities																	
188 Grade	Reading / ELA			Mathematics			Writing			Science			Social Studies			All Tests Taken	
	Scale Score	Passing Standard	Com-mend	Scale Score	Passing Standard	Com-mend	Scale Score	Passing Standard	Com-mend	Scale Score	Passing Standard	Com-mend	Scale Score	Passing Standard	Com-mend	Passing Standard	Com-mend
3	*		*	*		*											
4																	
5	*		*	*		*				*		*					
Total	---		*	---		*				---		*					

English TAKS Results % Passing, Spring 2008: Students with Disabilities																	
188 Grade	Reading / ELA			Mathematics			Writing			Science			Social Studies			All Tests Taken	
	Scale Score	Passing Standard	Com-mend	Scale Score	Passing Standard	Com-mend	Scale Score	Passing Standard	Com-mend	Scale Score	Passing Standard	Com-mend	Scale Score	Passing Standard	Com-mend	Passing Standard	Com-mend
3	*		*	*		*											
4	*		*	*		*	*		*							*	*
5	2204	80	20	2241	60	20				2600	100	100					
Total	---	75	25	---	63	38	---	*	*	---	100	100				*	*

Spanish TAKS Results % Passing, Spring 2009: Students with Disabilities														
188 Grade	Reading / ELA			Mathematics			Writing			Science			All Tests Taken	
	Scale Score	Passing Standard	Com-mend	Scale Score	Passing Standard	Com-mend	Scale Score	Passing Standard	Com-mend	Scale Score	Passing Standard	Com-mend	Passing Standard	Com-mend
3														
4	*		*	*		*	*		*				*	*
5														
Total	---	*	*	---	*	*	---	*	*				*	*

Spanish TAKS Results % Passing, Spring 2008: Students with Disabilities														
188 Grade	Reading / ELA			Mathematics			Writing			Science			All Tests Taken	
	Scale Score	Passing Standard	Com-mend	Scale Score	Passing Standard	Com-mend	Scale Score	Passing Standard	Com-mend	Scale Score	Passing Standard	Com-mend	Passing Standard	Com-mend
3	*		*	*		*								
4														
5														
Total	---	*	*	---	*	*								

* Fewer than 5 students tested

For grades and subjects with multiple test administrations, the first administration results are used.

English TAKS-Alternate Results % Passing, Spring 2009: Students with Disabilities																	
188 Grade	Reading / ELA			Mathematics			Writing			Science			Social Studies			All Tests Taken	
	Scale Score	Passing Standard	Com-mend	Scale Score	Passing Standard	Com-mend	Scale Score	Passing Standard	Com-mend	Scale Score	Passing Standard	Com-mend	Scale Score	Passing Standard	Com-mend	Passing Standard	Com-mend
3		*	*		*	*										*	0
4		*	*		*	*		*	*							*	0
5		*	*		*	*					*	*				*	0
Total		*	*		*	*		*	*		*	*				*	*

English TAKS-Alternate Results % Passing, Spring 2008: Students with Disabilities																	
188 Grade	Reading / ELA			Mathematics			Writing			Science			Social Studies			All Tests Taken	
	Scale Score	Passing Standard	Com-mend	Scale Score	Passing Standard	Com-mend	Scale Score	Passing Standard	Com-mend	Scale Score	Passing Standard	Com-mend	Scale Score	Passing Standard	Com-mend	Passing Standard	Com-mend
3		*	*		*	*										*	*
4		*	*		*	*		*	*							*	*
5		*	*		*	*					*	*				*	*
Total		100	80		100	80		*	*		*	*				100	80

English TAKS-Modified Results % Passing, Spring 2009: Students with Disabilities																	
188 Grade	Reading / ELA			Mathematics			Writing			Science			Social Studies			All Tests Taken	
	Scale Score	Passing Standard	Com-mend	Scale Score	Passing Standard	Com-mend	Scale Score	Passing Standard	Com-mend	Scale Score	Passing Standard	Com-mend	Scale Score	Passing Standard	Com-mend	Passing Standard	Com-mend
3	*	*	*	*	*	*											
4	*	*	*	*	*	*		NSE									
5																	
Total	---	*	*	---	*	*	---										

English TAKS-Modified Results % Passing, Spring 2008: Students with Disabilities																	
188 Grade	Reading / ELA			Mathematics			Writing			Science			Social Studies			All Tests Taken	
	Scale Score	Passing Standard	Com-mend	Scale Score	Passing Standard	Com-mend	Scale Score	Passing Standard	Com-mend	Scale Score	Passing Standard	Com-mend	Scale Score	Passing Standard	Com-mend	Passing Standard	Com-mend
3																	
4	*	*	*	*	*	*											
5																	
Total	---	*	*	---	*	*											

NSE: No Standard Established

* Fewer than 5 students tested

For grades and subjects with multiple test administrations, the first administration results are used.

English TAKS Results % Passing, Spring 2009: Students with Disabilities																	
389 Grade	Reading / ELA			Mathematics			Writing			Science			Social Studies			All Tests Taken	
	Scale Score	Passing Standard	Com-mend	Scale Score	Passing Standard	Com-mend	Scale Score	Passing Standard	Com-mend	Scale Score	Passing Standard	Com-mend	Scale Score	Passing Standard	Com-mend	Passing Standard	Com-mend
3																	
4	*	*	*	*	*	*	2268	80	0							67	0
5	*	*	*	*	*	*				2510	100	80					
Total	---	86	0	---	88	13	---	80	0	---	100	80				67	0

English TAKS Results % Passing, Spring 2008: Students with Disabilities																	
389 Grade	Reading / ELA			Mathematics			Writing			Science			Social Studies			All Tests Taken	
	Scale Score	Passing Standard	Com-mend	Scale Score	Passing Standard	Com-mend	Scale Score	Passing Standard	Com-mend	Scale Score	Passing Standard	Com-mend	Scale Score	Passing Standard	Com-mend	Passing Standard	Com-mend
3	*	*	*	*	*	*											
4	*	*	*	*	*	*	*	*	*							50	0
5	*	*	*	*	*	*				*	*	*					
Total	---	71	0	---	64	9	---	*	*	---	*	*				50	0

Spanish TAKS Results % Passing, Spring 2009: Students with Disabilities														
389 Grade	Reading / ELA			Mathematics			Writing			Science			All Tests Taken	
	Scale Score	Passing Standard	Com-mend	Scale Score	Passing Standard	Com-mend	Scale Score	Passing Standard	Com-mend	Scale Score	Passing Standard	Com-mend	Passing Standard	Com-mend
Neither Spanish TAKS nor TAKS-A was tested on the campus for this group in 2009.														

Spanish TAKS Results % Passing, Spring 2008: Students with Disabilities														
389 Grade	Reading / ELA			Mathematics			Writing			Science			All Tests Taken	
	Scale Score	Passing Standard	Com-mend	Scale Score	Passing Standard	Com-mend	Scale Score	Passing Standard	Com-mend	Scale Score	Passing Standard	Com-mend	Passing Standard	Com-mend
3	*	*	*	*	*	*								
4														
5														
Total	---	*	*	---	*	*								

* Fewer than 5 students tested

For grades and subjects with multiple test administrations, the first administration results are used.

English TAKS-Alternate Results % Passing, Spring 2009: Students with Disabilities

389 Grade	Reading / ELA			Mathematics			Writing			Science			Social Studies			All Tests Taken	
	Scale Score	Passing Standard	Com-mend	Scale Score	Passing Standard	Com-mend	Scale Score	Passing Standard	Com-mend	Scale Score	Passing Standard	Com-mend	Scale Score	Passing Standard	Com-mend	Passing Standard	Com-mend

English TAKS-Alt was not tested on the campus for this group in 2009.

English TAKS-Alternate Results % Passing, Spring 2008: Students with Disabilities

389 Grade	Reading / ELA			Mathematics			Writing			Science			Social Studies			All Tests Taken	
	Scale Score	Passing Standard	Com-mend	Scale Score	Passing Standard	Com-mend	Scale Score	Passing Standard	Com-mend	Scale Score	Passing Standard	Com-mend	Scale Score	Passing Standard	Com-mend	Passing Standard	Com-mend

English TAKS-Alt was not tested on the campus for this group in 2008.

English TAKS-Modified Results % Passing, Spring 2009: Students with Disabilities

389 Grade	Reading / ELA			Mathematics			Writing			Science			Social Studies			All Tests Taken	
	Scale Score	Passing Standard	Com-mend	Scale Score	Passing Standard	Com-mend	Scale Score	Passing Standard	Com-mend	Scale Score	Passing Standard	Com-mend	Scale Score	Passing Standard	Com-mend	Passing Standard	Com-mend
3	*	*	*	*	*	*											
4	*	*	*	*	*	*		NSE									
5	2294	80	40	*	*	*				*	*	*					
Total	---	83	17	---	90	30	---			---	*	*					

English TAKS-Modified Results % Passing, Spring 2008: Students with Disabilities

389 Grade	Reading / ELA			Mathematics			Writing			Science			Social Studies			All Tests Taken	
	Scale Score	Passing Standard	Com-mend	Scale Score	Passing Standard	Com-mend	Scale Score	Passing Standard	Com-mend	Scale Score	Passing Standard	Com-mend	Scale Score	Passing Standard	Com-mend	Passing Standard	Com-mend
3	*	*	*	*	*	*											
4	2343	86	43	*	*	*											
5	2197	80	20	*	*	*				2063	40	0					
Total	---	80	33	---	73	9				---	40	0					

NSE: No Standard Established

* Fewer than 5 students tested

For grades and subjects with multiple test administrations, the first administration results are used.

English TAKS Results % Passing, Spring 2009: Students with Disabilities																	
197 Grade	Reading / ELA			Mathematics			Writing			Science			Social Studies			All Tests Taken	
	Scale Score	Passing Standard	Com-mend	Scale Score	Passing Standard	Com-mend	Scale Score	Passing Standard	Com-mend	Scale Score	Passing Standard	Com-mend	Scale Score	Passing Standard	Com-mend	Passing Standard	Com-mend
3	*	*	*	*	*	*											
4	*	*	*	2364	100	60	2212	100	0							100	0
5	*	*	*	*	*	*				*	*	*					
Total	---	100	29	---	100	38	---	100	0	---	*	*				100	0

English TAKS Results % Passing, Spring 2008: Students with Disabilities																	
197 Grade	Reading / ELA			Mathematics			Writing			Science			Social Studies			All Tests Taken	
	Scale Score	Passing Standard	Com-mend	Scale Score	Passing Standard	Com-mend	Scale Score	Passing Standard	Com-mend	Scale Score	Passing Standard	Com-mend	Scale Score	Passing Standard	Com-mend	Passing Standard	Com-mend
3	2110	40	20	2171	83	0											
4	*	*	*	*	*	*	2205	80	0							60	0
5				*	*	*				*	*	*					
Total	---	57	14	---	70	0	---	80	0	---	*	*				60	0

Spanish TAKS Results % Passing, Spring 2009: Students with Disabilities														
197 Grade	Reading / ELA			Mathematics			Writing			Science			All Tests Taken	
	Scale Score	Passing Standard	Com-mend	Scale Score	Passing Standard	Com-mend	Scale Score	Passing Standard	Com-mend	Scale Score	Passing Standard	Com-mend	Passing Standard	Com-mend
3														
4														
5														
Total	---	*	*	---	*	*								

Neither Spanish TAKS nor TAKS-A was tested on the campus for this group in 2009.

* Fewer than 5 students tested

For grades and subjects with multiple test administrations, the first administration results are used.

English TAKS-Alternate Results % Passing, Spring 2009: Students with Disabilities																	
197 Grade	Reading / ELA			Mathematics			Writing			Science			Social Studies			All Tests Taken	
	Scale Score	Passing Standard	Com-mend	Scale Score	Passing Standard	Com-mend	Scale Score	Passing Standard	Com-mend	Scale Score	Passing Standard	Com-mend	Scale Score	Passing Standard	Com-mend	Passing Standard	Com-mend
3		*	*		*	*										*	*
4		*	*		*	*		*	*							*	0
5																	
Total		*	*		*	*		*	*							*	*

English TAKS-Alternate Results % Passing, Spring 2008: Students with Disabilities																	
197 Grade	Reading / ELA			Mathematics			Writing			Science			Social Studies			All Tests Taken	
	Scale Score	Passing Standard	Com-mend	Scale Score	Passing Standard	Com-mend	Scale Score	Passing Standard	Com-mend	Scale Score	Passing Standard	Com-mend	Scale Score	Passing Standard	Com-mend	Passing Standard	Com-mend
3		*	*		*	*										*	*
4																	
5																	
Total		*	*		*	*										*	*

English TAKS-Modified Results % Passing, Spring 2009: Students with Disabilities																	
197 Grade	Reading / ELA			Mathematics			Writing			Science			Social Studies			All Tests Taken	
	Scale Score	Passing Standard	Com-mend	Scale Score	Passing Standard	Com-mend	Scale Score	Passing Standard	Com-mend	Scale Score	Passing Standard	Com-mend	Scale Score	Passing Standard	Com-mend	Passing Standard	Com-mend
3	2106	20	0	2134	80	0											
4	2192	75	0	2144	43	14		NSE									
5	2232	100	17	2160	50	13				2023	38	0					
Total	---	68	5	---	55	10	---			---	38	0					

English TAKS-Modified Results % Passing, Spring 2008: Students with Disabilities																	
197 Grade	Reading / ELA			Mathematics			Writing			Science			Social Studies			All Tests Taken	
	Scale Score	Passing Standard	Com-mend	Scale Score	Passing Standard	Com-mend	Scale Score	Passing Standard	Com-mend	Scale Score	Passing Standard	Com-mend	Scale Score	Passing Standard	Com-mend	Passing Standard	Com-mend
3	2186	100	0	2122	50	0											
4	2154	57	0	2112	50	0											
5	2128	67	0	2026	17	0				1965	17	0					
Total	---	74	0	---	39	0				---	17	0					

NSE: No Standard Established

* Fewer than 5 students tested

For grades and subjects with multiple test administrations, the first administration results are used.

English TAKS Results % Passing, Spring 2009: Students with Disabilities																	
128 Grade	Reading / ELA			Mathematics			Writing			Science			Social Studies			All Tests Taken	
	Scale Score	Passing Standard	Com-mend	Scale Score	Passing Standard	Com-mend	Scale Score	Passing Standard	Com-mend	Scale Score	Passing Standard	Com-mend	Scale Score	Passing Standard	Com-mend	Passing Standard	Com-mend
3	*	*	*	*	*	*											
4	*	*	*	*	*	*	*	*	*							*	*
5	2203	60	20	2403	100	60				*	*	*					
Total	---	80	30	---	100	70	---	*	*	---	*	*				*	*

English TAKS Results % Passing, Spring 2008: Students with Disabilities																	
128 Grade	Reading / ELA			Mathematics			Writing			Science			Social Studies			All Tests Taken	
	Scale Score	Passing Standard	Com-mend	Scale Score	Passing Standard	Com-mend	Scale Score	Passing Standard	Com-mend	Scale Score	Passing Standard	Com-mend	Scale Score	Passing Standard	Com-mend	Passing Standard	Com-mend
3	*	*	*	*	*	*											
4	*	*	*	*	*	*	*	*	*							*	*
5	1941	20	0	2024	40	0											
Total	---	44	6	---	63	13	---	*	*							*	*

Spanish TAKS Results % Passing, Spring 2009: Students with Disabilities														
128 Grade	Reading / ELA			Mathematics			Writing			Science			All Tests Taken	
	Scale Score	Passing Standard	Com-mend	Scale Score	Passing Standard	Com-mend	Scale Score	Passing Standard	Com-mend	Scale Score	Passing Standard	Com-mend	Passing Standard	Com-mend
3	*	*	*	*	*	*								
4	*	*	*	*	*	*	*	*	*				*	*
5														
Total	---	*	*	---	*	*	---	*	*				*	*

Spanish TAKS Results % Passing, Spring 2008: Students with Disabilities														
128 Grade	Reading / ELA			Mathematics			Writing			Science			All Tests Taken	
	Scale Score	Passing Standard	Com-mend	Scale Score	Passing Standard	Com-mend	Scale Score	Passing Standard	Com-mend	Scale Score	Passing Standard	Com-mend	Passing Standard	Com-mend
3	*	*	*	*	*	*								
4	*	*	*	*	*	*	*	*	*				*	*
5														
Total	---	*	*	---	*	*	---	*	*				*	*

* Fewer than 5 students tested

For grades and subjects with multiple test administrations, the first administration results are used.

English TAKS-Alternate Results % Passing, Spring 2009: Students with Disabilities																	
128 Grade	Reading / ELA			Mathematics			Writing			Science			Social Studies			All Tests Taken	
	Scale Score	Passing Standard	Com-mend	Scale Score	Passing Standard	Com-mend	Scale Score	Passing Standard	Com-mend	Scale Score	Passing Standard	Com-mend	Scale Score	Passing Standard	Com-mend	Passing Standard	Com-mend
3		*	*		*	*										*	*
4		*	*		*	*		*	*							*	0
5		*	*		*	*					*	*				*	0
Total		0	0		20	0		*	*		*	*				0	0

English TAKS-Alternate Results % Passing, Spring 2008: Students with Disabilities																	
128 Grade	Reading / ELA			Mathematics			Writing			Science			Social Studies			All Tests Taken	
	Scale Score	Passing Standard	Com-mend	Scale Score	Passing Standard	Com-mend	Scale Score	Passing Standard	Com-mend	Scale Score	Passing Standard	Com-mend	Scale Score	Passing Standard	Com-mend	Passing Standard	Com-mend
3		*	*		*	*										*	*
4		*	*		*	*		*	*							*	*
5		*	*		*	*					*	*				*	*
Total		*	*		*	*		*	*		*	*				*	*

English TAKS-Modified Results % Passing, Spring 2009: Students with Disabilities																		
128 Grade	Reading / ELA			Mathematics			Writing			Science			Social Studies			All Tests Taken		
	Scale Score	Passing Standard	Com-mend	Scale Score	Passing Standard	Com-mend	Scale Score	Passing Standard	Com-mend	Scale Score	Passing Standard	Com-mend	Scale Score	Passing Standard	Com-mend	Passing Standard	Com-mend	
3	*	*	*	*	*	*												
4	*	*	*	*	*	*		NSE										
5	*	*	*	*	*	*				*	*	*						
Total	---	50	0	---	83	0	---			---	*	*						

English TAKS-Modified Results % Passing, Spring 2008: Students with Disabilities																		
128 Grade	Reading / ELA			Mathematics			Writing			Science			Social Studies			All Tests Taken		
	Scale Score	Passing Standard	Com-mend	Scale Score	Passing Standard	Com-mend	Scale Score	Passing Standard	Com-mend	Scale Score	Passing Standard	Com-mend	Scale Score	Passing Standard	Com-mend	Passing Standard	Com-mend	
3	*	*	*	2134	80	0												
4																		
5	*	*	*	*	*	*				2360	100	45						
Total	---	60	20	---	67	0				---	100	45						

NSE: No Standard Established

* Fewer than 5 students tested

For grades and subjects with multiple test administrations, the first administration results are used.

English TAKS Results % Passing, Spring 2009: Students with Disabilities																	
289 Grade	Reading / ELA			Mathematics			Writing			Science			Social Studies			All Tests Taken	
	Scale Score	Passing Standard	Com-mend	Scale Score	Passing Standard	Com-mend	Scale Score	Passing Standard	Com-mend	Scale Score	Passing Standard	Com-mend	Scale Score	Passing Standard	Com-mend	Passing Standard	Com-mend
3																	
4	*	*	*	*	*	*	*	*	*							*	*
5	*	*	*	*	*	*											
Total	---	*	*	---	*	*	---	*	*							*	*

English TAKS Results % Passing, Spring 2008: Students with Disabilities																	
289 Grade	Reading / ELA			Mathematics			Writing			Science			Social Studies			All Tests Taken	
	Scale Score	Passing Standard	Com-mend	Scale Score	Passing Standard	Com-mend	Scale Score	Passing Standard	Com-mend	Scale Score	Passing Standard	Com-mend	Scale Score	Passing Standard	Com-mend	Passing Standard	Com-mend
3	*	*	*	*	*	*											
4	*	*	*	*	*	*	*	*	*							*	*
5	*	*	*	*	*	*				1960	36	0					
Total	---	67	17	---	78	11	---	*	*	---	36	0				*	*

Spanish TAKS Results % Passing, Spring 2009: Students with Disabilities														
289 Grade	Reading / ELA			Mathematics			Writing			Science			All Tests Taken	
	Scale Score	Passing Standard	Com-mend	Scale Score	Passing Standard	Com-mend	Scale Score	Passing Standard	Com-mend	Scale Score	Passing Standard	Com-mend	Passing Standard	Com-mend
3														
4														
5														
Total	---	*	*	---	*	*								

Neither Spanish TAKS nor TAKS-A was tested on the campus for this group in 2009.

* Fewer than 5 students tested

For grades and subjects with multiple test administrations, the first administration results are used.

English TAKS-Alternate Results % Passing, Spring 2009: Students with Disabilities

289 Grade	Reading / ELA			Mathematics			Writing			Science			Social Studies			All Tests Taken	
	Scale Score	Passing Standard	Com-mend	Scale Score	Passing Standard	Com-mend	Scale Score	Passing Standard	Com-mend	Scale Score	Passing Standard	Com-mend	Scale Score	Passing Standard	Com-mend	Passing Standard	Com-mend

English TAKS-Alt was not tested on the campus for this group in 2009.

English TAKS-Alternate Results % Passing, Spring 2008: Students with Disabilities

289 Grade	Reading / ELA			Mathematics			Writing			Science			Social Studies			All Tests Taken	
	Scale Score	Passing Standard	Com-mend	Scale Score	Passing Standard	Com-mend	Scale Score	Passing Standard	Com-mend	Scale Score	Passing Standard	Com-mend	Scale Score	Passing Standard	Com-mend	Passing Standard	Com-mend

English TAKS-Alt was not tested on the campus for this group in 2008.

English TAKS-Modified Results % Passing, Spring 2009: Students with Disabilities

289 Grade	Reading / ELA			Mathematics			Writing			Science			Social Studies			All Tests Taken	
	Scale Score	Passing Standard	Com-mend	Scale Score	Passing Standard	Com-mend	Scale Score	Passing Standard	Com-mend	Scale Score	Passing Standard	Com-mend	Scale Score	Passing Standard	Com-mend	Passing Standard	Com-mend
3																	
4	2231	100	0	2301	80	40		NSE									
5	*	*	*	*	*	*				*	*	*					
Total	---	88	0	---	75	38	---			---	*	*					

English TAKS-Modified Results % Passing, Spring 2008: Students with Disabilities

289 Grade	Reading / ELA			Mathematics			Writing			Science			Social Studies			All Tests Taken	
	Scale Score	Passing Standard	Com-mend	Scale Score	Passing Standard	Com-mend	Scale Score	Passing Standard	Com-mend	Scale Score	Passing Standard	Com-mend	Scale Score	Passing Standard	Com-mend	Passing Standard	Com-mend
3	2224	86	0	2227	60	20											
4	2252	80	20	2386	100	40											
5	2226	79	14	2265	64	18				*	*	*					
Total	---	81	12	---	71	24				---	*	*					

NSE: No Standard Established

* Fewer than 5 students tested

For grades and subjects with multiple test administrations, the first administration results are used.

English TAKS Results % Passing, Spring 2009: Students with Disabilities																	
298 Grade	Reading / ELA			Mathematics			Writing			Science			Social Studies			All Tests Taken	
	Scale Score	Passing Standard	Com-mend	Scale Score	Passing Standard	Com-mend	Scale Score	Passing Standard	Com-mend	Scale Score	Passing Standard	Com-mend	Scale Score	Passing Standard	Com-mend	Passing Standard	Com-mend
3	*	*	*	*	*	*											
4	2003	17	0	2224	73	18	2210	69	8							25	0
5	2203	100	20	2188	63	25				2303	100	60					
Total	---	45	5	---	67	19	---	69	8	---	100	60				25	0

English TAKS Results % Passing, Spring 2008: Students with Disabilities																	
298 Grade	Reading / ELA			Mathematics			Writing			Science			Social Studies			All Tests Taken	
	Scale Score	Passing Standard	Com-mend	Scale Score	Passing Standard	Com-mend	Scale Score	Passing Standard	Com-mend	Scale Score	Passing Standard	Com-mend	Scale Score	Passing Standard	Com-mend	Passing Standard	Com-mend
3	1975	22	0	2006	42	0											
4	2032	38	0	2064	44	0	2156	73	7							25	0
5	1973	31	0	2014	31	0				2069	38	15					
Total	---	30	0	---	40	0	---	73	7	---	38	15				25	0

Spanish TAKS Results % Passing, Spring 2009: Students with Disabilities														
298 Grade	Reading / ELA			Mathematics			Writing			Science			All Tests Taken	
	Scale Score	Passing Standard	Com-mend	Scale Score	Passing Standard	Com-mend	Scale Score	Passing Standard	Com-mend	Scale Score	Passing Standard	Com-mend	Passing Standard	Com-mend
Neither Spanish TAKS nor TAKS-A was tested on the campus for this group in 2009.														

Spanish TAKS Results % Passing, Spring 2008: Students with Disabilities														
298 Grade	Reading / ELA			Mathematics			Writing			Science			All Tests Taken	
	Scale Score	Passing Standard	Com-mend	Scale Score	Passing Standard	Com-mend	Scale Score	Passing Standard	Com-mend	Scale Score	Passing Standard	Com-mend	Passing Standard	Com-mend
Neither Spanish TAKS nor TAKS-A was tested on the campus for this group in 2008.														

* Fewer than 5 students tested

For grades and subjects with multiple test administrations, the first administration results are used.

English TAKS-Alternate Results % Passing, Spring 2009: Students with Disabilities																	
298 Grade	Reading / ELA			Mathematics			Writing			Science			Social Studies			All Tests Taken	
	Scale Score	Passing Standard	Com-mend	Scale Score	Passing Standard	Com-mend	Scale Score	Passing Standard	Com-mend	Scale Score	Passing Standard	Com-mend	Scale Score	Passing Standard	Com-mend	Passing Standard	Com-mend
3		*	*		*	*										*	0
4		*	*		*	*		*	*							*	*
5		*	*		*	*					*	*				*	0
Total		*	*		*	*		*	*		*	*				*	*

English TAKS-Alternate Results % Passing, Spring 2008: Students with Disabilities																	
298 Grade	Reading / ELA			Mathematics			Writing			Science			Social Studies			All Tests Taken	
	Scale Score	Passing Standard	Com-mend	Scale Score	Passing Standard	Com-mend	Scale Score	Passing Standard	Com-mend	Scale Score	Passing Standard	Com-mend	Scale Score	Passing Standard	Com-mend	Passing Standard	Com-mend
3		*	*		*	*										*	*
4		*	*		*	*		*	*							*	*
5		*	*		*	*					*	*				*	*
Total		60	40		80	40		*	*		*	*				60	20

English TAKS-Modified Results % Passing, Spring 2009: Students with Disabilities																	
298 Grade	Reading / ELA			Mathematics			Writing			Science			Social Studies			All Tests Taken	
	Scale Score	Passing Standard	Com-mend	Scale Score	Passing Standard	Com-mend	Scale Score	Passing Standard	Com-mend	Scale Score	Passing Standard	Com-mend	Scale Score	Passing Standard	Com-mend	Passing Standard	Com-mend
3	2288	100	14	2451	100	60											
4	2305	89	33	2201	90	0		NSE									
5	2322	100	25	2388	89	56				2222	75	17					
Total	---	96	25	---	93	38	---			---	75	17					

English TAKS-Modified Results % Passing, Spring 2008: Students with Disabilities																	
298 Grade	Reading / ELA			Mathematics			Writing			Science			Social Studies			All Tests Taken	
	Scale Score	Passing Standard	Com-mend	Scale Score	Passing Standard	Com-mend	Scale Score	Passing Standard	Com-mend	Scale Score	Passing Standard	Com-mend	Scale Score	Passing Standard	Com-mend	Passing Standard	Com-mend
3																	
4	*	*	*	*	*	*											
5	*	*	*	*	*	*				*	*	*					
Total	---	*	*	---	*	*				---	*	*					

NSE: No Standard Established

* Fewer than 5 students tested

For grades and subjects with multiple test administrations, the first administration results are used.

English TAKS Results % Passing, Spring 2009: Students with Disabilities																	
202 Grade	Reading / ELA			Mathematics			Writing			Science			Social Studies			All Tests Taken	
	Scale Score	Passing Standard	Com-mend	Scale Score	Passing Standard	Com-mend	Scale Score	Passing Standard	Com-mend	Scale Score	Passing Standard	Com-mend	Scale Score	Passing Standard	Com-mend	Passing Standard	Com-mend
3	*	*	*	*	*	*											
4	2040	20	0	*	*	*	*	*	*							20	0
5	*	*	*	*	*	*				*	*	*					
6																	
Total	---	50	0	---	89	22	---	*	*	---	*	*				20	0

English TAKS Results % Passing, Spring 2008: Students with Disabilities																	
202 Grade	Reading / ELA			Mathematics			Writing			Science			Social Studies			All Tests Taken	
	Scale Score	Passing Standard	Com-mend	Scale Score	Passing Standard	Com-mend	Scale Score	Passing Standard	Com-mend	Scale Score	Passing Standard	Com-mend	Scale Score	Passing Standard	Com-mend	Passing Standard	Com-mend
3	*	*	*	*	*	*											
4	*	*	*	*	*	*	*	*	*							*	*
5	*	*	*	2160	100	0				*	*	*					
6																	
Total	---	78	0	---	90	0	---	*	*	---	*	*				*	*

Spanish TAKS Results % Passing, Spring 2009: Students with Disabilities														
202 Grade	Reading / ELA			Mathematics			Writing			Science			All Tests Taken	
	Scale Score	Passing Standard	Com-mend	Scale Score	Passing Standard	Com-mend	Scale Score	Passing Standard	Com-mend	Scale Score	Passing Standard	Com-mend	Passing Standard	Com-mend
Neither Spanish TAKS nor TAKS-A was tested on the campus for this group in 2009.														

Spanish TAKS Results % Passing, Spring 2008: Students with Disabilities														
202 Grade	Reading / ELA			Mathematics			Writing			Science			All Tests Taken	
	Scale Score	Passing Standard	Com-mend	Scale Score	Passing Standard	Com-mend	Scale Score	Passing Standard	Com-mend	Scale Score	Passing Standard	Com-mend	Passing Standard	Com-mend
Neither Spanish TAKS nor TAKS-A was tested on the campus for this group in 2008.														

* Fewer than 5 students tested

For grades and subjects with multiple test administrations, the first administration results are used.

English TAKS-Alternate Results % Passing, Spring 2009: Students with Disabilities																	
202 Grade	Reading / ELA			Mathematics			Writing			Science			Social Studies			All Tests Taken	
	Scale Score	Passing Standard	Com-mend	Scale Score	Passing Standard	Com-mend	Scale Score	Passing Standard	Com-mend	Scale Score	Passing Standard	Com-mend	Scale Score	Passing Standard	Com-mend	Passing Standard	Com-mend
3		*	*		*	*										*	*
4																	
5		*	*		*	*					*	*				*	*
6																	
Total		100	83		100	83					*	*				100	83

English TAKS-Alternate Results % Passing, Spring 2008: Students with Disabilities																	
202 Grade	Reading / ELA			Mathematics			Writing			Science			Social Studies			All Tests Taken	
	Scale Score	Passing Standard	Com- mend	Scale Score	Passing Standard	Com- mend	Scale Score	Passing Standard	Com- mend	Scale Score	Passing Standard	Com- mend	Scale Score	Passing Standard	Com- mend	Passing Standard	Com- mend
3		*	*		*	*										*	*
4		83	83		83	83		83	83							83	83
5		*	*		*	*					*	*				*	*
6																	
Total		83	83		83	83		83	83		*	*				83	83

English TAKS-Modified Results % Passing, Spring 2009: Students with Disabilities																	
202 Grade	Reading / ELA			Mathematics			Writing			Science			Social Studies			All Tests Taken	
	Scale Score	Passing Standard	Com- mend	Scale Score	Passing Standard	Com- mend	Scale Score	Passing Standard	Com- mend	Scale Score	Passing Standard	Com- mend	Scale Score	Passing Standard	Com- mend	Passing Standard	Com- mend
3	2180	67	17	2250	86	14											
4	2315	100	50	2316	100	13		NSE									
5	2228	60	20	2228	60	40				2063	20	0					
6																	
Total	---	76	29	---	85	20	---			---	20	0					

English TAKS-Modified Results % Passing, Spring 2008: Students with Disabilities																	
202 Grade	Reading / ELA			Mathematics			Writing			Science			Social Studies			All Tests Taken	
	Scale Score	Passing Standard	Com- mend	Scale Score	Passing Standard	Com- mend	Scale Score	Passing Standard	Com- mend	Scale Score	Passing Standard	Com- mend	Scale Score	Passing Standard	Com- mend	Passing Standard	Com- mend
3	2269	100	14	2334	100	29											
4	2192	100	0	2320	100	33											
5	2213	89	22	2127	88	0				1978	30	0					
6																	
Total	---	95	14	---	95	19				---	30	0					

NSE: No Standard Established

* Fewer than 5 students tested

For grades and subjects with multiple test administrations, the first administration results are used.

English TAKS Results % Passing, Spring 2009: Students with Disabilities																	
359 Grade	Reading / ELA			Mathematics			Writing			Science			Social Studies			All Tests Taken	
	Scale Score	Passing Standard	Com-mend	Scale Score	Passing Standard	Com-mend	Scale Score	Passing Standard	Com-mend	Scale Score	Passing Standard	Com-mend	Scale Score	Passing Standard	Com-mend	Passing Standard	Com-mend
3	*	*	*	*	*	*											
4	*	*	*	*	*	*	*	*	*							*	*
5	*	*	*	*	*	*				*	*	*					
Total	---	80	0	---	80	0	---	*	*	---	*	*				*	*

English TAKS Results % Passing, Spring 2008: Students with Disabilities																	
359 Grade	Reading / ELA			Mathematics			Writing			Science			Social Studies			All Tests Taken	
	Scale Score	Passing Standard	Com-mend	Scale Score	Passing Standard	Com-mend	Scale Score	Passing Standard	Com-mend	Scale Score	Passing Standard	Com-mend	Scale Score	Passing Standard	Com-mend	Passing Standard	Com-mend
3	*	*	*	*	*	*											
4	*	*	*	*	*	*	2191	83	17							67	0
5	*	*	*	*	*	*											
Total	---	60	0	---	83	0	---	83	17							67	0

Spanish TAKS Results % Passing, Spring 2009: Students with Disabilities														
359 Grade	Reading / ELA			Mathematics			Writing			Science			All Tests Taken	
	Scale Score	Passing Standard	Com-mend	Scale Score	Passing Standard	Com-mend	Scale Score	Passing Standard	Com-mend	Scale Score	Passing Standard	Com-mend	Passing Standard	Com-mend
3	*	*	*	*	*	*								
4														
5														
Total	---	*	*	---	*	*								

Spanish TAKS Results % Passing, Spring 2008: Students with Disabilities														
359 Grade	Reading / ELA			Mathematics			Writing			Science			All Tests Taken	
	Scale Score	Passing Standard	Com-mend	Scale Score	Passing Standard	Com-mend	Scale Score	Passing Standard	Com-mend	Scale Score	Passing Standard	Com-mend	Passing Standard	Com-mend
3	*	*	*	*	*	*								
4	*	*	*	*	*	*							*	*
5														
Total	---	*	*	---	*	*							*	*

* Fewer than 5 students tested

For grades and subjects with multiple test administrations, the first administration results are used.

English TAKS-Alternate Results % Passing, Spring 2009: Students with Disabilities

359 Grade	Reading / ELA			Mathematics			Writing			Science			Social Studies			All Tests Taken	
	Scale Score	Passing Standard	Com-mend	Scale Score	Passing Standard	Com-mend	Scale Score	Passing Standard	Com-mend	Scale Score	Passing Standard	Com-mend	Scale Score	Passing Standard	Com-mend	Passing Standard	Com-mend
3		*	*		*	*										*	*
4		*	*		*	*		*	*							*	0
5		*	*		*	*					*	*				*	*
Total		100	0		100	17		*	*		*	*				83	0

English TAKS-Alternate Results % Passing, Spring 2008: Students with Disabilities

359 Grade	Reading / ELA			Mathematics			Writing			Science			Social Studies			All Tests Taken	
	Scale Score	Passing Standard	Com-mend	Scale Score	Passing Standard	Com-mend	Scale Score	Passing Standard	Com-mend	Scale Score	Passing Standard	Com-mend	Scale Score	Passing Standard	Com-mend	Passing Standard	Com-mend
3		*	*		*	*										*	*
4		*	*		*	*		*	*							*	*
5		*	*		*	*					*	*				*	*
Total		22	0		11	0		*	*		*	*				0	0

English TAKS-Modified Results % Passing, Spring 2009: Students with Disabilities

359 Grade	Reading / ELA			Mathematics			Writing			Science			Social Studies			All Tests Taken	
	Scale Score	Passing Standard	Com-mend	Scale Score	Passing Standard	Com-mend	Scale Score	Passing Standard	Com-mend	Scale Score	Passing Standard	Com-mend	Scale Score	Passing Standard	Com-mend	Passing Standard	Com-mend
3																	
4	*	*	*	*	*	*		NSE									
5	*	*	*	*	*	*				*	*	*					
Total	---	*	*	---	*	*	---			---	*	*					

English TAKS-Modified Results % Passing, Spring 2008: Students with Disabilities

359 Grade	Reading / ELA			Mathematics			Writing			Science			Social Studies			All Tests Taken	
	Scale Score	Passing Standard	Com-mend	Scale Score	Passing Standard	Com-mend	Scale Score	Passing Standard	Com-mend	Scale Score	Passing Standard	Com-mend	Scale Score	Passing Standard	Com-mend	Passing Standard	Com-mend
3	*	*	*	*	*	*											
4	*	*	*	*	*	*											
5	*	*	*	*	*	*				2128	80	20					
Total	---	100	14	---	83	17				---	80	20					

NSE: No Standard Established

* Fewer than 5 students tested

For grades and subjects with multiple test administrations, the first administration results are used.

English TAKS Results % Passing, Spring 2009: Students with Disabilities																	
210 Grade	Reading / ELA			Mathematics			Writing			Science			Social Studies			All Tests Taken	
	Scale Score	Passing Standard	Com-mend	Scale Score	Passing Standard	Com-mend	Scale Score	Passing Standard	Com-mend	Scale Score	Passing Standard	Com-mend	Scale Score	Passing Standard	Com-mend	Passing Standard	Com-mend
3	*	*	*	*	*	*											
4	*	*	*	*	*	*	*	*	*							*	*
5	2181	40	20	1964	20	20				2157	60	20					
Total	---	44	11	---	44	11	---	*	*	---	60	20				*	*

English TAKS Results % Passing, Spring 2008: Students with Disabilities																	
210 Grade	Reading / ELA			Mathematics			Writing			Science			Social Studies			All Tests Taken	
	Scale Score	Passing Standard	Com-mend	Scale Score	Passing Standard	Com-mend	Scale Score	Passing Standard	Com-mend	Scale Score	Passing Standard	Com-mend	Scale Score	Passing Standard	Com-mend	Passing Standard	Com-mend
3	*	*	*	*	*	*											
4	*	*	*	*	*	*	*	*	*							*	*
5	2016	25	0	2016	33	0				2029	38	0					
Total	---	38	8	---	40	0	---	*	*	---	38	0				*	*

Spanish TAKS Results % Passing, Spring 2009: Students with Disabilities														
210 Grade	Reading / ELA			Mathematics			Writing			Science			All Tests Taken	
	Scale Score	Passing Standard	Com-mend	Scale Score	Passing Standard	Com-mend	Scale Score	Passing Standard	Com-mend	Scale Score	Passing Standard	Com-mend	Passing Standard	Com-mend
3														
4	*	*	*	*	*	*	*	*	*				*	*
5														
Total	---	*	*	---	*	*	---	*	*				*	*

Spanish TAKS Results % Passing, Spring 2008: Students with Disabilities														
210 Grade	Reading / ELA			Mathematics			Writing			Science			All Tests Taken	
	Scale Score	Passing Standard	Com-mend	Scale Score	Passing Standard	Com-mend	Scale Score	Passing Standard	Com-mend	Scale Score	Passing Standard	Com-mend	Passing Standard	Com-mend
3	*	*	*	*	*	*								
4	2087	50	17	2092	50	17	2226	50	0				33	0
5														
Total	---	57	14	---	50	13	---	50	0				33	0

* Fewer than 5 students tested

For grades and subjects with multiple test administrations, the first administration results are used.

English TAKS-Alternate Results % Passing, Spring 2009: Students with Disabilities

210 Grade	Reading / ELA			Mathematics			Writing			Science			Social Studies			All Tests Taken	
	Scale Score	Passing Standard	Com-mend	Scale Score	Passing Standard	Com-mend	Scale Score	Passing Standard	Com-mend	Scale Score	Passing Standard	Com-mend	Scale Score	Passing Standard	Com-mend	Passing Standard	Com-mend

English TAKS-Alt was not tested on the campus for this group in 2009.

English TAKS-Alternate Results % Passing, Spring 2008: Students with Disabilities

210 Grade	Reading / ELA			Mathematics			Writing			Science			Social Studies			All Tests Taken	
	Scale Score	Passing Standard	Com-mend	Scale Score	Passing Standard	Com-mend	Scale Score	Passing Standard	Com-mend	Scale Score	Passing Standard	Com-mend	Scale Score	Passing Standard	Com-mend	Passing Standard	Com-mend

English TAKS-Alt was not tested on the campus for this group in 2008.

English TAKS-Modified Results % Passing, Spring 2009: Students with Disabilities

210 Grade	Reading / ELA			Mathematics			Writing			Science			Social Studies			All Tests Taken	
	Scale Score	Passing Standard	Com-mend	Scale Score	Passing Standard	Com-mend	Scale Score	Passing Standard	Com-mend	Scale Score	Passing Standard	Com-mend	Scale Score	Passing Standard	Com-mend	Passing Standard	Com-mend
3																	
4																	
5	*	*	*	*	*	*				*	*	*					
Total	---	*	*	---	*	*				---	*	*					

English TAKS-Modified Results % Passing, Spring 2008: Students with Disabilities

210 Grade	Reading / ELA			Mathematics			Writing			Science			Social Studies			All Tests Taken	
	Scale Score	Passing Standard	Com-mend	Scale Score	Passing Standard	Com-mend	Scale Score	Passing Standard	Com-mend	Scale Score	Passing Standard	Com-mend	Scale Score	Passing Standard	Com-mend	Passing Standard	Com-mend
3	*	*	*	*	*	*											
4	*	*	*	*	*	*											
5	*	*	*	*	*	*				*	*	*					
Total	---	75	0	---	29	14				---	*	*					

NSE: No Standard Established

* Fewer than 5 students tested

For grades and subjects with multiple test administrations, the first administration results are used.

English TAKS Results % Passing, Spring 2009: Students with Disabilities																	
213 Grade	Reading / ELA			Mathematics			Writing			Science			Social Studies			All Tests Taken	
	Scale Score	Passing Standard	Com-mend	Scale Score	Passing Standard	Com-mend	Scale Score	Passing Standard	Com-mend	Scale Score	Passing Standard	Com-mend	Scale Score	Passing Standard	Com-mend	Passing Standard	Com-mend
3																	
4	*	*	*	*	*	*	*	*	*							*	*
5																	
Total	---	*	*	---	*	*	---	*	*							*	*

English TAKS Results % Passing, Spring 2008: Students with Disabilities																	
213 Grade	Reading / ELA			Mathematics			Writing			Science			Social Studies			All Tests Taken	
	Scale Score	Passing Standard	Com-mend	Scale Score	Passing Standard	Com-mend	Scale Score	Passing Standard	Com-mend	Scale Score	Passing Standard	Com-mend	Scale Score	Passing Standard	Com-mend	Passing Standard	Com-mend
3	*	*	*	2115	60	0											
4	*	*	*	*	*	*	*	*	*							*	*
5	*	*	*	*	*	*				*	*	*					
Total	---	20	0	---	58	8	---	*	*	---	*	*				*	*

Spanish TAKS Results % Passing, Spring 2009: Students with Disabilities														
213 Grade	Reading / ELA			Mathematics			Writing			Science			All Tests Taken	
	Scale Score	Passing Standard	Com-mend	Scale Score	Passing Standard	Com-mend	Scale Score	Passing Standard	Com-mend	Scale Score	Passing Standard	Com-mend	Passing Standard	Com-mend
Neither Spanish TAKS nor TAKS-A was tested on the campus for this group in 2009.														

Spanish TAKS Results % Passing, Spring 2008: Students with Disabilities														
213 Grade	Reading / ELA			Mathematics			Writing			Science			All Tests Taken	
	Scale Score	Passing Standard	Com-mend	Scale Score	Passing Standard	Com-mend	Scale Score	Passing Standard	Com-mend	Scale Score	Passing Standard	Com-mend	Passing Standard	Com-mend
Neither Spanish TAKS nor TAKS-A was tested on the campus for this group in 2008.														

* Fewer than 5 students tested

For grades and subjects with multiple test administrations, the first administration results are used.

English TAKS-Alternate Results % Passing, Spring 2009: Students with Disabilities																	
213 Grade	Reading / ELA			Mathematics			Writing			Science			Social Studies			All Tests Taken	
	Scale Score	Passing Standard	Com-mend	Scale Score	Passing Standard	Com-mend	Scale Score	Passing Standard	Com-mend	Scale Score	Passing Standard	Com-mend	Scale Score	Passing Standard	Com-mend	Passing Standard	Com-mend
3		*	*		*	*										*	*
4																	
5		*	*		*	*					*	*				*	0
Total		*	*		*	*					*	*				*	*

English TAKS-Alternate Results % Passing, Spring 2008: Students with Disabilities																	
213 Grade	Reading / ELA			Mathematics			Writing			Science			Social Studies			All Tests Taken	
	Scale Score	Passing Standard	Com-mend	Scale Score	Passing Standard	Com-mend	Scale Score	Passing Standard	Com-mend	Scale Score	Passing Standard	Com-mend	Scale Score	Passing Standard	Com-mend	Passing Standard	Com-mend
3		*	*		*	*										*	*
4																	
5																	
Total		*	*		*	*										*	*

English TAKS-Modified Results % Passing, Spring 2009: Students with Disabilities																	
213 Grade	Reading / ELA			Mathematics			Writing			Science			Social Studies			All Tests Taken	
	Scale Score	Passing Standard	Com-mend	Scale Score	Passing Standard	Com-mend	Scale Score	Passing Standard	Com-mend	Scale Score	Passing Standard	Com-mend	Scale Score	Passing Standard	Com-mend	Passing Standard	Com-mend
3	*	*	*	*	*	*											
4	2456	100	67	2390	100	50		NSE									
5	2374	100	33	2366	100	33				2296	100	33					
Total	---	100	46	---	100	46	---			---	100	33					

English TAKS-Modified Results % Passing, Spring 2008: Students with Disabilities																	
213 Grade	Reading / ELA			Mathematics			Writing			Science			Social Studies			All Tests Taken	
	Scale Score	Passing Standard	Com-mend	Scale Score	Passing Standard	Com-mend	Scale Score	Passing Standard	Com-mend	Scale Score	Passing Standard	Com-mend	Scale Score	Passing Standard	Com-mend	Passing Standard	Com-mend
3	2211	100	0	*	*	*											
4	2333	100	40	2334	60	40											
5				*	*	*				*	*	*					
Total	---	100	20	---	64	27				---	*	*					

NSE: No Standard Established

* Fewer than 5 students tested

For grades and subjects with multiple test administrations, the first administration results are used.

English TAKS Results % Passing, Spring 2009: Students with Disabilities																	
113 Grade	Reading / ELA			Mathematics			Writing			Science			Social Studies			All Tests Taken	
	Scale Score	Passing Standard	Com-mend	Scale Score	Passing Standard	Com-mend	Scale Score	Passing Standard	Com-mend	Scale Score	Passing Standard	Com-mend	Scale Score	Passing Standard	Com-mend	Passing Standard	Com-mend
3	*	*	*	*	*	*											
4	*	*	*	*	*	*	*	*	*							*	*
5	*	*	*	*	*	*				*	*	*					
Total	---	22	11	---	75	0	---	*	*	---	*	*				*	*

English TAKS Results % Passing, Spring 2008: Students with Disabilities																	
113 Grade	Reading / ELA			Mathematics			Writing			Science			Social Studies			All Tests Taken	
	Scale Score	Passing Standard	Com-mend	Scale Score	Passing Standard	Com-mend	Scale Score	Passing Standard	Com-mend	Scale Score	Passing Standard	Com-mend	Scale Score	Passing Standard	Com-mend	Passing Standard	Com-mend
3	*	*	*	2046	60	0											
4	1917	20	0	1958	20	0	2073	20	0							0	0
5	*	*	*	*	*	*				*	*	*					
Total	---	27	0	---	42	0	---	20	0	---	*	*				0	0

Spanish TAKS Results % Passing, Spring 2009: Students with Disabilities														
113 Grade	Reading / ELA			Mathematics			Writing			Science			All Tests Taken	
	Scale Score	Passing Standard	Com-mend	Scale Score	Passing Standard	Com-mend	Scale Score	Passing Standard	Com-mend	Scale Score	Passing Standard	Com-mend	Passing Standard	Com-mend
Neither Spanish TAKS nor TAKS-A was tested on the campus for this group in 2009.														

Spanish TAKS Results % Passing, Spring 2008: Students with Disabilities														
113 Grade	Reading / ELA			Mathematics			Writing			Science			All Tests Taken	
	Scale Score	Passing Standard	Com-mend	Scale Score	Passing Standard	Com-mend	Scale Score	Passing Standard	Com-mend	Scale Score	Passing Standard	Com-mend	Passing Standard	Com-mend
Neither Spanish TAKS nor TAKS-A was tested on the campus for this group in 2008.														

* Fewer than 5 students tested

For grades and subjects with multiple test administrations, the first administration results are used.

English TAKS-Alternate Results % Passing, Spring 2009: Students with Disabilities

113 Grade	Reading / ELA			Mathematics			Writing			Science			Social Studies			All Tests Taken	
	Scale Score	Passing Standard	Com-mend	Scale Score	Passing Standard	Com-mend	Scale Score	Passing Standard	Com-mend	Scale Score	Passing Standard	Com-mend	Scale Score	Passing Standard	Com-mend	Passing Standard	Com-mend

English TAKS-Alt was not tested on the campus for this group in 2009.

English TAKS-Alternate Results % Passing, Spring 2008: Students with Disabilities

113 Grade	Reading / ELA			Mathematics			Writing			Science			Social Studies			All Tests Taken	
	Scale Score	Passing Standard	Com-mend	Scale Score	Passing Standard	Com-mend	Scale Score	Passing Standard	Com-mend	Scale Score	Passing Standard	Com-mend	Scale Score	Passing Standard	Com-mend	Passing Standard	Com-mend

English TAKS-Alt was not tested on the campus for this group in 2008.

English TAKS-Modified Results % Passing, Spring 2009: Students with Disabilities

113 Grade	Reading / ELA			Mathematics			Writing			Science			Social Studies			All Tests Taken	
	Scale Score	Passing Standard	Com-mend	Scale Score	Passing Standard	Com-mend	Scale Score	Passing Standard	Com-mend	Scale Score	Passing Standard	Com-mend	Scale Score	Passing Standard	Com-mend	Passing Standard	Com-mend
3	*		*	*		*											
4	*		*	*		*		NSE									
5	*		*	*		*				*		*					
Total	---	60	10	---	60	10	---			---		*					

English TAKS-Modified Results % Passing, Spring 2008: Students with Disabilities

113 Grade	Reading / ELA			Mathematics			Writing			Science			Social Studies			All Tests Taken	
	Scale Score	Passing Standard	Com-mend	Scale Score	Passing Standard	Com-mend	Scale Score	Passing Standard	Com-mend	Scale Score	Passing Standard	Com-mend	Scale Score	Passing Standard	Com-mend	Passing Standard	Com-mend
3	*		*	*		*											
4	*		*	*		*											
5	*		*	*		*				*		*					
Total	---	80	0	---	38	0				---		*					

NSE: No Standard Established

* Fewer than 5 students tested

For grades and subjects with multiple test administrations, the first administration results are used.

English TAKS Results % Passing, Spring 2009: Students with Disabilities																	
223 Grade	Reading / ELA			Mathematics			Writing			Science			Social Studies			All Tests Taken	
	Scale Score	Passing Standard	Com-mend	Scale Score	Passing Standard	Com-mend	Scale Score	Passing Standard	Com-mend	Scale Score	Passing Standard	Com-mend	Scale Score	Passing Standard	Com-mend	Passing Standard	Com-mend
3	*	*	*	*	*	*											
4	*	*	*	*	*	*	*	*	*							*	*
5	*	*	*	*	*	*				*	*	*					
Total	---	67	0	---	67	33	---	*	*	---	*	*				*	*

English TAKS Results % Passing, Spring 2008: Students with Disabilities																	
223 Grade	Reading / ELA			Mathematics			Writing			Science			Social Studies			All Tests Taken	
	Scale Score	Passing Standard	Com-mend	Scale Score	Passing Standard	Com-mend	Scale Score	Passing Standard	Com-mend	Scale Score	Passing Standard	Com-mend	Scale Score	Passing Standard	Com-mend	Passing Standard	Com-mend
3	*	*	*	*	*	*											
4	*	*	*	*	*	*	*	*	*							*	*
5	*	*	*	*	*	*				*	*	*					
Total	---	71	0	---	75	25	---	*	*	---	*	*				*	*

Spanish TAKS Results % Passing, Spring 2009: Students with Disabilities														
223 Grade	Reading / ELA			Mathematics			Writing			Science			All Tests Taken	
	Scale Score	Passing Standard	Com-mend	Scale Score	Passing Standard	Com-mend	Scale Score	Passing Standard	Com-mend	Scale Score	Passing Standard	Com-mend	Passing Standard	Com-mend
3	*	*	*	*	*	*								
4														
5														
Total	---	*	*	---	*	*								

Spanish TAKS Results % Passing, Spring 2008: Students with Disabilities														
223 Grade	Reading / ELA			Mathematics			Writing			Science			All Tests Taken	
	Scale Score	Passing Standard	Com-mend	Scale Score	Passing Standard	Com-mend	Scale Score	Passing Standard	Com-mend	Scale Score	Passing Standard	Com-mend	Passing Standard	Com-mend
3	*	*	*	*	*	*								
4														
5														
Total	---	*	*	---	*	*								

* Fewer than 5 students tested

For grades and subjects with multiple test administrations, the first administration results are used.

English TAKS-Alternate Results % Passing, Spring 2009: Students with Disabilities

223 Grade	Reading / ELA			Mathematics			Writing			Science			Social Studies			All Tests Taken	
	Scale Score	Passing Standard	Com-mend	Scale Score	Passing Standard	Com-mend	Scale Score	Passing Standard	Com-mend	Scale Score	Passing Standard	Com-mend	Scale Score	Passing Standard	Com-mend	Passing Standard	Com-mend

English TAKS-Alt was not tested on the campus for this group in 2009.

English TAKS-Alternate Results % Passing, Spring 2008: Students with Disabilities

223 Grade	Reading / ELA			Mathematics			Writing			Science			Social Studies			All Tests Taken	
	Scale Score	Passing Standard	Com-mend	Scale Score	Passing Standard	Com-mend	Scale Score	Passing Standard	Com-mend	Scale Score	Passing Standard	Com-mend	Scale Score	Passing Standard	Com-mend	Passing Standard	Com-mend

English TAKS-Alt was not tested on the campus for this group in 2008.

English TAKS-Modified Results % Passing, Spring 2009: Students with Disabilities

223 Grade	Reading / ELA			Mathematics			Writing			Science			Social Studies			All Tests Taken	
	Scale Score	Passing Standard	Com-mend	Scale Score	Passing Standard	Com-mend	Scale Score	Passing Standard	Com-mend	Scale Score	Passing Standard	Com-mend	Scale Score	Passing Standard	Com-mend	Passing Standard	Com-mend
3	2096	50	0	2231	100	14											
4																	
5	*	*	*	*	*	*				*	*	*					
Total	---	57	0	---	100	22				---	*	*					

English TAKS-Modified Results % Passing, Spring 2008: Students with Disabilities

223 Grade	Reading / ELA			Mathematics			Writing			Science			Social Studies			All Tests Taken	
	Scale Score	Passing Standard	Com-mend	Scale Score	Passing Standard	Com-mend	Scale Score	Passing Standard	Com-mend	Scale Score	Passing Standard	Com-mend	Scale Score	Passing Standard	Com-mend	Passing Standard	Com-mend
3																	
4	*	*	*														
5	*	*	*	*	*	*				*	*	*					
Total	---	*	*	---	*	*				---	*	*					

NSE: No Standard Established

* Fewer than 5 students tested

For grades and subjects with multiple test administrations, the first administration results are used.

English TAKS Results % Passing, Spring 2009: Students with Disabilities																	
231 Grade	Reading / ELA			Mathematics			Writing			Science			Social Studies			All Tests Taken	
	Scale Score	Passing Standard	Com-mend	Scale Score	Passing Standard	Com-mend	Scale Score	Passing Standard	Com-mend	Scale Score	Passing Standard	Com-mend	Scale Score	Passing Standard	Com-mend	Passing Standard	Com-mend
3	*	■	*	*	■	*		■			■			■		■	
4	*	■	*	*	■	*	*	■	*		■			■		■	*
5	*	■	*	*	■	*		■		*	■	*		■		■	
Total	---	43	14	---	57	14	---	■	*	---	■	*		■		■	*

English TAKS Results % Passing, Spring 2008: Students with Disabilities																	
231 Grade	Reading / ELA			Mathematics			Writing			Science			Social Studies			All Tests Taken	
	Scale Score	Passing Standard	Com-mend	Scale Score	Passing Standard	Com-mend	Scale Score	Passing Standard	Com-mend	Scale Score	Passing Standard	Com-mend	Scale Score	Passing Standard	Com-mend	Passing Standard	Com-mend
3	*	■	*	*	■	*		■			■			■		■	
4		■			■			■			■			■		■	
5	*	■	*	*	■	*		■		*	■	*		■		■	
Total	---	■	*	---	■	*		■		---	■	*		■		■	

Spanish TAKS Results % Passing, Spring 2009: Students with Disabilities														
231 Grade	Reading / ELA			Mathematics			Writing			Science			All Tests Taken	
	Scale Score	Passing Standard	Com-mend	Scale Score	Passing Standard	Com-mend	Scale Score	Passing Standard	Com-mend	Scale Score	Passing Standard	Com-mend	Passing Standard	Com-mend
3	*	■	*	*	■	*		■			■		■	
4		■			■			■			■		■	
5		■			■			■			■		■	
Total	---	■	*	---	■	*		■			■		■	

Spanish TAKS Results % Passing, Spring 2008: Students with Disabilities														
231 Grade	Reading / ELA			Mathematics			Writing			Science			All Tests Taken	
	Scale Score	Passing Standard	Com-mend	Scale Score	Passing Standard	Com-mend	Scale Score	Passing Standard	Com-mend	Scale Score	Passing Standard	Com-mend	Passing Standard	Com-mend
Neither Spanish TAKS nor TAKS-A was tested on the campus for this group in 2008.														

* Fewer than 5 students tested

For grades and subjects with multiple test administrations, the first administration results are used.

English TAKS-Alternate Results % Passing, Spring 2009: Students with Disabilities

231 Grade	Reading / ELA			Mathematics			Writing			Science			Social Studies			All Tests Taken	
	Scale Score	Passing Standard	Com-mend	Scale Score	Passing Standard	Com-mend	Scale Score	Passing Standard	Com-mend	Scale Score	Passing Standard	Com-mend	Scale Score	Passing Standard	Com-mend	Passing Standard	Com-mend
3		*	*		*	*										*	*
4		*	*		*	*		*	*							*	*
5		*	*		*	*					*	*				*	0
Total		60	0		100	0		*	*		*	*				60	0

English TAKS-Alternate Results % Passing, Spring 2008: Students with Disabilities

231 Grade	Reading / ELA			Mathematics			Writing			Science			Social Studies			All Tests Taken	
	Scale Score	Passing Standard	Com-mend	Scale Score	Passing Standard	Com-mend	Scale Score	Passing Standard	Com-mend	Scale Score	Passing Standard	Com-mend	Scale Score	Passing Standard	Com-mend	Passing Standard	Com-mend
3		*	*		*	*										*	*
4		*	*		*	*		*	*							*	*
5																	
Total		*	*		*	*		*	*							*	*

English TAKS-Modified Results % Passing, Spring 2009: Students with Disabilities

231 Grade	Reading / ELA			Mathematics			Writing			Science			Social Studies			All Tests Taken	
	Scale Score	Passing Standard	Com-mend	Scale Score	Passing Standard	Com-mend	Scale Score	Passing Standard	Com-mend	Scale Score	Passing Standard	Com-mend	Scale Score	Passing Standard	Com-mend	Passing Standard	Com-mend
3	*	*	*	*	*	*											
4	2150	100	0	2185	100	0		NSE									
5	2336	86	43	2246	86	0				2112	71	0					
Total	---	93	29	---	93	0	---			---	71	0					

English TAKS-Modified Results % Passing, Spring 2008: Students with Disabilities

231 Grade	Reading / ELA			Mathematics			Writing			Science			Social Studies			All Tests Taken	
	Scale Score	Passing Standard	Com-mend	Scale Score	Passing Standard	Com-mend	Scale Score	Passing Standard	Com-mend	Scale Score	Passing Standard	Com-mend	Scale Score	Passing Standard	Com-mend	Passing Standard	Com-mend
3	*	*	*	2270	100	20											
4	2156	83	0	2224	100	0											
5	2317	100	38	2383	89	67				2186	67	0					
Total	---	89	17	---	95	35				---	67	0					

NSE: No Standard Established

* Fewer than 5 students tested

For grades and subjects with multiple test administrations, the first administration results are used.

English TAKS Results % Passing, Spring 2009: Students with Disabilities																	
232 Grade	Reading / ELA			Mathematics			Writing			Science			Social Studies			All Tests Taken	
	Scale Score	Passing Standard	Com-mend	Scale Score	Passing Standard	Com-mend	Scale Score	Passing Standard	Com-mend	Scale Score	Passing Standard	Com-mend	Scale Score	Passing Standard	Com-mend	Passing Standard	Com-mend
3	*	*	*	*	*	*											
4	*	*	*	*	*	*	*	*	*							*	*
5	*	*	*	*	*	*				*	*	*					
Total	---	67	17	---	86	29	---	*	*	---	*	*				*	*

English TAKS Results % Passing, Spring 2008: Students with Disabilities																	
232 Grade	Reading / ELA			Mathematics			Writing			Science			Social Studies			All Tests Taken	
	Scale Score	Passing Standard	Com-mend	Scale Score	Passing Standard	Com-mend	Scale Score	Passing Standard	Com-mend	Scale Score	Passing Standard	Com-mend	Scale Score	Passing Standard	Com-mend	Passing Standard	Com-mend
3	*	*	*	*	*	*											
4	*	*	*	*	*	*	*	*	*							*	*
5	*	*	*	*	*	*				*	*	*					
Total	---	80	20	---	100	43	---	*	*	---	*	*				*	*

Spanish TAKS Results % Passing, Spring 2009: Students with Disabilities														
232 Grade	Reading / ELA			Mathematics			Writing			Science			All Tests Taken	
	Scale Score	Passing Standard	Com-mend	Scale Score	Passing Standard	Com-mend	Scale Score	Passing Standard	Com-mend	Scale Score	Passing Standard	Com-mend	Passing Standard	Com-mend
Neither Spanish TAKS nor TAKS-A was tested on the campus for this group in 2009.														

Spanish TAKS Results % Passing, Spring 2008: Students with Disabilities														
232 Grade	Reading / ELA			Mathematics			Writing			Science			All Tests Taken	
	Scale Score	Passing Standard	Com-mend	Scale Score	Passing Standard	Com-mend	Scale Score	Passing Standard	Com-mend	Scale Score	Passing Standard	Com-mend	Passing Standard	Com-mend
Neither Spanish TAKS nor TAKS-A was tested on the campus for this group in 2008.														

* Fewer than 5 students tested

For grades and subjects with multiple test administrations, the first administration results are used.

English TAKS-Alternate Results % Passing, Spring 2009: Students with Disabilities

232 Grade	Reading / ELA			Mathematics			Writing			Science			Social Studies			All Tests Taken	
	Scale Score	Passing Standard	Com-mend	Scale Score	Passing Standard	Com-mend	Scale Score	Passing Standard	Com-mend	Scale Score	Passing Standard	Com-mend	Scale Score	Passing Standard	Com-mend	Passing Standard	Com-mend

English TAKS-Alt was not tested on the campus for this group in 2009.

English TAKS-Alternate Results % Passing, Spring 2008: Students with Disabilities

232 Grade	Reading / ELA			Mathematics			Writing			Science			Social Studies			All Tests Taken	
	Scale Score	Passing Standard	Com-mend	Scale Score	Passing Standard	Com-mend	Scale Score	Passing Standard	Com-mend	Scale Score	Passing Standard	Com-mend	Scale Score	Passing Standard	Com-mend	Passing Standard	Com-mend

English TAKS-Alt was not tested on the campus for this group in 2008.

English TAKS-Modified Results % Passing, Spring 2009: Students with Disabilities

232 Grade	Reading / ELA			Mathematics			Writing			Science			Social Studies			All Tests Taken	
	Scale Score	Passing Standard	Com-mend	Scale Score	Passing Standard	Com-mend	Scale Score	Passing Standard	Com-mend	Scale Score	Passing Standard	Com-mend	Scale Score	Passing Standard	Com-mend	Passing Standard	Com-mend
3	2284	83	33	2286	83	0											
4	2369	100	14	2387	100	67		NSE									
5	2294	100	33	2379	100	57				2154	57	14					
Total	---	95	26	---	95	42	---			---	57	14					

English TAKS-Modified Results % Passing, Spring 2008: Students with Disabilities

232 Grade	Reading / ELA			Mathematics			Writing			Science			Social Studies			All Tests Taken	
	Scale Score	Passing Standard	Com-mend	Scale Score	Passing Standard	Com-mend	Scale Score	Passing Standard	Com-mend	Scale Score	Passing Standard	Com-mend	Scale Score	Passing Standard	Com-mend	Passing Standard	Com-mend
3	*	*	*	*	*	*											
4	2213	88	13	2225	100	13											
5	2240	89	0	2347	100	50				2157	70	0					
Total	---	90	10	---	100	42				---	70	0					

NSE: No Standard Established

* Fewer than 5 students tested

For grades and subjects with multiple test administrations, the first administration results are used.

English TAKS Results % Passing, Spring 2009: Students with Disabilities																	
237 Grade	Reading / ELA			Mathematics			Writing			Science			Social Studies			All Tests Taken	
	Scale Score	Passing Standard	Com-mend	Scale Score	Passing Standard	Com-mend	Scale Score	Passing Standard	Com-mend	Scale Score	Passing Standard	Com-mend	Scale Score	Passing Standard	Com-mend	Passing Standard	Com-mend
3	*	*	*	2082	50	0											
4	*	*	*	*	*	*	*	*	*							*	*
5	*	*	*	*	*	*				*	*	*					
Total	---	45	0	---	46	0	---	*	*	---	*	*				*	*

English TAKS Results % Passing, Spring 2008: Students with Disabilities																	
237 Grade	Reading / ELA			Mathematics			Writing			Science			Social Studies			All Tests Taken	
	Scale Score	Passing Standard	Com-mend	Scale Score	Passing Standard	Com-mend	Scale Score	Passing Standard	Com-mend	Scale Score	Passing Standard	Com-mend	Scale Score	Passing Standard	Com-mend	Passing Standard	Com-mend
3	*	*	*	*	*	*											
4	*	*	*	*	*	*	*	*	*							*	*
5	*	*	*	*	*	*				*	*	*					
Total	---	67	11	---	73	18	---	*	*	---	*	*				*	*

Spanish TAKS Results % Passing, Spring 2009: Students with Disabilities														
237 Grade	Reading / ELA			Mathematics			Writing			Science			All Tests Taken	
	Scale Score	Passing Standard	Com-mend	Scale Score	Passing Standard	Com-mend	Scale Score	Passing Standard	Com-mend	Scale Score	Passing Standard	Com-mend	Passing Standard	Com-mend
3	*	*	*	*	*	*								
4	*	*	*	*	*	*	*	*	*				*	*
5														
Total	---	60	20	---	60	0	---	*	*				*	*

Spanish TAKS Results % Passing, Spring 2008: Students with Disabilities														
237 Grade	Reading / ELA			Mathematics			Writing			Science			All Tests Taken	
	Scale Score	Passing Standard	Com-mend	Scale Score	Passing Standard	Com-mend	Scale Score	Passing Standard	Com-mend	Scale Score	Passing Standard	Com-mend	Passing Standard	Com-mend
3	*	*	*	*	*	*								
4	*	*	*	*	*	*	*	*	*				*	*
5														
Total	---	*	*	---	*	*	---	*	*				*	*

* Fewer than 5 students tested

For grades and subjects with multiple test administrations, the first administration results are used.

English TAKS-Alternate Results % Passing, Spring 2009: Students with Disabilities																	
237 Grade	Reading / ELA			Mathematics			Writing			Science			Social Studies			All Tests Taken	
	Scale Score	Passing Standard	Com-mend	Scale Score	Passing Standard	Com-mend	Scale Score	Passing Standard	Com-mend	Scale Score	Passing Standard	Com-mend	Scale Score	Passing Standard	Com-mend	Passing Standard	Com-mend
3		*	*		*	*										*	0
4		*	*		*	*		*	*							*	*
5		*	*		*	*					*	*				*	100
Total		*	*		*	*		*	*		*	*				*	*

English TAKS-Alternate Results % Passing, Spring 2008: Students with Disabilities																	
237 Grade	Reading / ELA			Mathematics			Writing			Science			Social Studies			All Tests Taken	
	Scale Score	Passing Standard	Com-mend	Scale Score	Passing Standard	Com-mend	Scale Score	Passing Standard	Com-mend	Scale Score	Passing Standard	Com-mend	Scale Score	Passing Standard	Com-mend	Passing Standard	Com-mend
3		*	*		*	*										*	*
4		*	*		*	*		*	*							*	*
5		*	*		*	*					*	*				*	*
Total		*	*		*	*		*	*		*	*				*	*

English TAKS-Modified Results % Passing, Spring 2009: Students with Disabilities																	
237 Grade	Reading / ELA			Mathematics			Writing			Science			Social Studies			All Tests Taken	
	Scale Score	Passing Standard	Com-mend	Scale Score	Passing Standard	Com-mend	Scale Score	Passing Standard	Com-mend	Scale Score	Passing Standard	Com-mend	Scale Score	Passing Standard	Com-mend	Passing Standard	Com-mend
3	2068	43	0	2178	80	0											
4																	
5	*	*	*	*	*	*				*	*	*					
Total	---	38	0	---	67	0				---	*	*					

English TAKS-Modified Results % Passing, Spring 2008: Students with Disabilities																	
237 Grade	Reading / ELA			Mathematics			Writing			Science			Social Studies			All Tests Taken	
	Scale Score	Passing Standard	Com-mend	Scale Score	Passing Standard	Com-mend	Scale Score	Passing Standard	Com-mend	Scale Score	Passing Standard	Com-mend	Scale Score	Passing Standard	Com-mend	Passing Standard	Com-mend
3	*	*	*	*	*	*											
4	*	*	*	*	*	*											
5	2274	91	27	2216	89	11				2291	80	40					
Total	---	88	18	---	86	7				---	80	40					

NSE: No Standard Established

* Fewer than 5 students tested

For grades and subjects with multiple test administrations, the first administration results are used.

English TAKS Results % Passing, Spring 2009: Students with Disabilities																	
238 Grade	Reading / ELA			Mathematics			Writing			Science			Social Studies			All Tests Taken	
	Scale Score	Passing Standard	Com-mend	Scale Score	Passing Standard	Com-mend	Scale Score	Passing Standard	Com-mend	Scale Score	Passing Standard	Com-mend	Scale Score	Passing Standard	Com-mend	Passing Standard	Com-mend
3				*	*	*											
4	*	*	*	2246	100	0	*	*	*							60	0
5	2141	75	13	2396	100	38				2578	100	88					
Total	---	67	8	---	100	21	---	*	*	---	100	88				60	0

English TAKS Results % Passing, Spring 2008: Students with Disabilities																	
238 Grade	Reading / ELA			Mathematics			Writing			Science			Social Studies			All Tests Taken	
	Scale Score	Passing Standard	Com-mend	Scale Score	Passing Standard	Com-mend	Scale Score	Passing Standard	Com-mend	Scale Score	Passing Standard	Com-mend	Scale Score	Passing Standard	Com-mend	Passing Standard	Com-mend
3	*	*	*	*	*	*											
4	1928	11	0	2020	33	0	2015	22	0							11	0
5	1906	9	0	2188	91	9				2245	90	20					
Total	---	17	0	---	63	4	---	22	0	---	90	20				11	0

Spanish TAKS Results % Passing, Spring 2009: Students with Disabilities														
238 Grade	Reading / ELA			Mathematics			Writing			Science			All Tests Taken	
	Scale Score	Passing Standard	Com-mend	Scale Score	Passing Standard	Com-mend	Scale Score	Passing Standard	Com-mend	Scale Score	Passing Standard	Com-mend	Passing Standard	Com-mend
3	*	*	*	*	*	*								
4														
5														
Total	---	*	*	---	*	*								

Spanish TAKS Results % Passing, Spring 2008: Students with Disabilities														
238 Grade	Reading / ELA			Mathematics			Writing			Science			All Tests Taken	
	Scale Score	Passing Standard	Com-mend	Scale Score	Passing Standard	Com-mend	Scale Score	Passing Standard	Com-mend	Scale Score	Passing Standard	Com-mend	Passing Standard	Com-mend
3	*	*	*	*	*	*								
4														
5														
Total	---	*	*	---	*	*								

* Fewer than 5 students tested

For grades and subjects with multiple test administrations, the first administration results are used.

English TAKS-Alternate Results % Passing, Spring 2009: Students with Disabilities

238 Grade	Reading / ELA			Mathematics			Writing			Science			Social Studies			All Tests Taken	
	Scale Score	Passing Standard	Com-mend	Scale Score	Passing Standard	Com-mend	Scale Score	Passing Standard	Com-mend	Scale Score	Passing Standard	Com-mend	Scale Score	Passing Standard	Com-mend	Passing Standard	Com-mend

English TAKS-Alt was not tested on the campus for this group in 2009.

English TAKS-Alternate Results % Passing, Spring 2008: Students with Disabilities

238 Grade	Reading / ELA			Mathematics			Writing			Science			Social Studies			All Tests Taken	
	Scale Score	Passing Standard	Com-mend	Scale Score	Passing Standard	Com-mend	Scale Score	Passing Standard	Com-mend	Scale Score	Passing Standard	Com-mend	Scale Score	Passing Standard	Com-mend	Passing Standard	Com-mend

English TAKS-Alt was not tested on the campus for this group in 2008.

English TAKS-Modified Results % Passing, Spring 2009: Students with Disabilities

238 Grade	Reading / ELA			Mathematics			Writing			Science			Social Studies			All Tests Taken	
	Scale Score	Passing Standard	Com-mend	Scale Score	Passing Standard	Com-mend	Scale Score	Passing Standard	Com-mend	Scale Score	Passing Standard	Com-mend	Scale Score	Passing Standard	Com-mend	Passing Standard	Com-mend
3	2109	60	0	*	*	*											
4	*	*	*	*	*	*		NSE									
5	*	*	*	*	*	*				*	*	*					
Total	---	78	11	---	100	0	---			---	*	*					

English TAKS-Modified Results % Passing, Spring 2008: Students with Disabilities

238 Grade	Reading / ELA			Mathematics			Writing			Science			Social Studies			All Tests Taken	
	Scale Score	Passing Standard	Com-mend	Scale Score	Passing Standard	Com-mend	Scale Score	Passing Standard	Com-mend	Scale Score	Passing Standard	Com-mend	Scale Score	Passing Standard	Com-mend	Passing Standard	Com-mend
3																	
4	*	*	*	*	*	*											
5										*	*	*					
Total	---	*	*	---	*	*				---	*	*					

NSE: No Standard Established

* Fewer than 5 students tested

For grades and subjects with multiple test administrations, the first administration results are used.

English TAKS Results % Passing, Spring 2009: Students with Disabilities																	
269 Grade	Reading / ELA			Mathematics			Writing			Science			Social Studies			All Tests Taken	
	Scale Score	Passing Standard	Com-mend	Scale Score	Passing Standard	Com-mend	Scale Score	Passing Standard	Com-mend	Scale Score	Passing Standard	Com-mend	Scale Score	Passing Standard	Com-mend	Passing Standard	Com-mend
3	*		*	*		*											
4	*		*	*		*	*		*							*	*
5	*		*	*		*				*		*					
Total	---		*	---	80	40	---	*	*	---	*	*				*	*

English TAKS Results % Passing, Spring 2008: Students with Disabilities																	
269 Grade	Reading / ELA			Mathematics			Writing			Science			Social Studies			All Tests Taken	
	Scale Score	Passing Standard	Com-mend	Scale Score	Passing Standard	Com-mend	Scale Score	Passing Standard	Com-mend	Scale Score	Passing Standard	Com-mend	Scale Score	Passing Standard	Com-mend	Passing Standard	Com-mend
3				*		*											
4	*		*	*		*	*		*							*	*
5	*		*	*		*				*		*					
Total	---		*	---	*	*	---	*	*	---	*	*				*	*

Spanish TAKS Results % Passing, Spring 2009: Students with Disabilities														
269 Grade	Reading / ELA			Mathematics			Writing			Science			All Tests Taken	
	Scale Score	Passing Standard	Com-mend	Scale Score	Passing Standard	Com-mend	Scale Score	Passing Standard	Com-mend	Scale Score	Passing Standard	Com-mend	Passing Standard	Com-mend
3	*		*	*		*								
4														
5														
Total	---		*	---	*	*								

Spanish TAKS Results % Passing, Spring 2008: Students with Disabilities														
269 Grade	Reading / ELA			Mathematics			Writing			Science			All Tests Taken	
	Scale Score	Passing Standard	Com-mend	Scale Score	Passing Standard	Com-mend	Scale Score	Passing Standard	Com-mend	Scale Score	Passing Standard	Com-mend	Passing Standard	Com-mend
3	*		*	*		*								
4														
5														
Total	---		*	---	*	*								

* Fewer than 5 students tested

For grades and subjects with multiple test administrations, the first administration results are used.

English TAKS-Alternate Results % Passing, Spring 2009: Students with Disabilities

269 Grade	Reading / ELA			Mathematics			Writing			Science			Social Studies			All Tests Taken	
	Scale Score	Passing Standard	Com-mend	Scale Score	Passing Standard	Com-mend	Scale Score	Passing Standard	Com-mend	Scale Score	Passing Standard	Com-mend	Scale Score	Passing Standard	Com-mend	Passing Standard	Com-mend

English TAKS-Alt was not tested on the campus for this group in 2009.

English TAKS-Alternate Results % Passing, Spring 2008: Students with Disabilities

269 Grade	Reading / ELA			Mathematics			Writing			Science			Social Studies			All Tests Taken	
	Scale Score	Passing Standard	Com-mend	Scale Score	Passing Standard	Com-mend	Scale Score	Passing Standard	Com-mend	Scale Score	Passing Standard	Com-mend	Scale Score	Passing Standard	Com-mend	Passing Standard	Com-mend

English TAKS-Alt was not tested on the campus for this group in 2008.

English TAKS-Modified Results % Passing, Spring 2009: Students with Disabilities

269 Grade	Reading / ELA			Mathematics			Writing			Science			Social Studies			All Tests Taken	
	Scale Score	Passing Standard	Com-mend	Scale Score	Passing Standard	Com-mend	Scale Score	Passing Standard	Com-mend	Scale Score	Passing Standard	Com-mend	Scale Score	Passing Standard	Com-mend	Passing Standard	Com-mend
3	*		*	*		*											
4	*		*	*		*		NSE									
5	*		*	*		*				*		*					
Total	---	78	22	---	86	57	---			---		*					

English TAKS-Modified Results % Passing, Spring 2008: Students with Disabilities

269 Grade	Reading / ELA			Mathematics			Writing			Science			Social Studies			All Tests Taken	
	Scale Score	Passing Standard	Com-mend	Scale Score	Passing Standard	Com-mend	Scale Score	Passing Standard	Com-mend	Scale Score	Passing Standard	Com-mend	Scale Score	Passing Standard	Com-mend	Passing Standard	Com-mend
3	*		*	*		*											
4	*		*	*		*											
5	*		*	*		*				*		*					
Total	---	88	25	---	86	14				---		*					

NSE: No Standard Established

* Fewer than 5 students tested

For grades and subjects with multiple test administrations, the first administration results are used.

English TAKS Results % Passing, Spring 2009: Students with Disabilities																	
240 Grade	Reading / ELA			Mathematics			Writing			Science			Social Studies			All Tests Taken	
	Scale Score	Passing Standard	Com-mend	Scale Score	Passing Standard	Com-mend	Scale Score	Passing Standard	Com-mend	Scale Score	Passing Standard	Com-mend	Scale Score	Passing Standard	Com-mend	Passing Standard	Com-mend
3	*		*	*		*											
4				*		*										*	*
5	*		*	*		*				*		*					
Total	---		*	---	83	50				---		*				*	*

English TAKS Results % Passing, Spring 2008: Students with Disabilities																	
240 Grade	Reading / ELA			Mathematics			Writing			Science			Social Studies			All Tests Taken	
	Scale Score	Passing Standard	Com-mend	Scale Score	Passing Standard	Com-mend	Scale Score	Passing Standard	Com-mend	Scale Score	Passing Standard	Com-mend	Scale Score	Passing Standard	Com-mend	Passing Standard	Com-mend
3																	
4	*		*	*		*	*		*							20	0
5	*		*	*		*				*		*					
Total	---		*	---	63	0	---		*	---		*				20	0

Spanish TAKS Results % Passing, Spring 2009: Students with Disabilities														
240 Grade	Reading / ELA			Mathematics			Writing			Science			All Tests Taken	
	Scale Score	Passing Standard	Com-mend	Scale Score	Passing Standard	Com-mend	Scale Score	Passing Standard	Com-mend	Scale Score	Passing Standard	Com-mend	Passing Standard	Com-mend
Neither Spanish TAKS nor TAKS-A was tested on the campus for this group in 2009.														

Spanish TAKS Results % Passing, Spring 2008: Students with Disabilities														
240 Grade	Reading / ELA			Mathematics			Writing			Science			All Tests Taken	
	Scale Score	Passing Standard	Com-mend	Scale Score	Passing Standard	Com-mend	Scale Score	Passing Standard	Com-mend	Scale Score	Passing Standard	Com-mend	Passing Standard	Com-mend
3	*		*	*		*								
4														
5														
Total	---		*	---		*								

* Fewer than 5 students tested

For grades and subjects with multiple test administrations, the first administration results are used.

English TAKS-Alternate Results % Passing, Spring 2009: Students with Disabilities

240 Grade	Reading / ELA			Mathematics			Writing			Science			Social Studies			All Tests Taken	
	Scale Score	Passing Standard	Com-mend	Scale Score	Passing Standard	Com-mend	Scale Score	Passing Standard	Com-mend	Scale Score	Passing Standard	Com-mend	Scale Score	Passing Standard	Com-mend	Passing Standard	Com-mend

English TAKS-Alt was not tested on the campus for this group in 2009.

English TAKS-Alternate Results % Passing, Spring 2008: Students with Disabilities

240 Grade	Reading / ELA			Mathematics			Writing			Science			Social Studies			All Tests Taken	
	Scale Score	Passing Standard	Com-mend	Scale Score	Passing Standard	Com-mend	Scale Score	Passing Standard	Com-mend	Scale Score	Passing Standard	Com-mend	Scale Score	Passing Standard	Com-mend	Passing Standard	Com-mend

English TAKS-Alt was not tested on the campus for this group in 2008.

English TAKS-Modified Results % Passing, Spring 2009: Students with Disabilities

240 Grade	Reading / ELA			Mathematics			Writing			Science			Social Studies			All Tests Taken	
	Scale Score	Passing Standard	Com-mend	Scale Score	Passing Standard	Com-mend	Scale Score	Passing Standard	Com-mend	Scale Score	Passing Standard	Com-mend	Scale Score	Passing Standard	Com-mend	Passing Standard	Com-mend
3	*		*	*		*											
4	*		*	*				NSE									
5	*		*	*		*				*		*					
Total	---	88	38	---		*	---			---		*					

English TAKS-Modified Results % Passing, Spring 2008: Students with Disabilities

240 Grade	Reading / ELA			Mathematics			Writing			Science			Social Studies			All Tests Taken	
	Scale Score	Passing Standard	Com-mend	Scale Score	Passing Standard	Com-mend	Scale Score	Passing Standard	Com-mend	Scale Score	Passing Standard	Com-mend	Scale Score	Passing Standard	Com-mend	Passing Standard	Com-mend
3																	
4	*		*	*		*											
5	2233	100	0	*		*				*		*					
Total	---	100	11	---		*				---		*					

NSE: No Standard Established

* Fewer than 5 students tested

For grades and subjects with multiple test administrations, the first administration results are used.

English TAKS Results % Passing, Spring 2009: Students with Disabilities																	
266 Grade	Reading / ELA			Mathematics			Writing			Science			Social Studies			All Tests Taken	
	Scale Score	Passing Standard	Com-mend	Scale Score	Passing Standard	Com-mend	Scale Score	Passing Standard	Com-mend	Scale Score	Passing Standard	Com-mend	Scale Score	Passing Standard	Com-mend	Passing Standard	Com-mend
3	*		*	*		*											
4							*		*							*	*
5	*		*	*		*				*		*					
Total	---		*	---		*	---		*	---		*				*	*

English TAKS Results % Passing, Spring 2008: Students with Disabilities																	
266 Grade	Reading / ELA			Mathematics			Writing			Science			Social Studies			All Tests Taken	
	Scale Score	Passing Standard	Com-mend	Scale Score	Passing Standard	Com-mend	Scale Score	Passing Standard	Com-mend	Scale Score	Passing Standard	Com-mend	Scale Score	Passing Standard	Com-mend	Passing Standard	Com-mend
3	*		*														
4	*		*	*		*	*		*							*	*
5	*		*	*		*				*		*					
Total	---	80	0	---		*	---		*	---		*				*	*

Spanish TAKS Results % Passing, Spring 2009: Students with Disabilities														
266 Grade	Reading / ELA			Mathematics			Writing			Science			All Tests Taken	
	Scale Score	Passing Standard	Com-mend	Scale Score	Passing Standard	Com-mend	Scale Score	Passing Standard	Com-mend	Scale Score	Passing Standard	Com-mend	Passing Standard	Com-mend
Neither Spanish TAKS nor TAKS-A was tested on the campus for this group in 2009.														

Spanish TAKS Results % Passing, Spring 2008: Students with Disabilities														
266 Grade	Reading / ELA			Mathematics			Writing			Science			All Tests Taken	
	Scale Score	Passing Standard	Com-mend	Scale Score	Passing Standard	Com-mend	Scale Score	Passing Standard	Com-mend	Scale Score	Passing Standard	Com-mend	Passing Standard	Com-mend
Neither Spanish TAKS nor TAKS-A was tested on the campus for this group in 2008.														

* Fewer than 5 students tested

For grades and subjects with multiple test administrations, the first administration results are used.

English TAKS-Alternate Results % Passing, Spring 2009: Students with Disabilities

266 Grade	Reading / ELA			Mathematics			Writing			Science			Social Studies			All Tests Taken	
	Scale Score	Passing Standard	Com-mend	Scale Score	Passing Standard	Com-mend	Scale Score	Passing Standard	Com-mend	Scale Score	Passing Standard	Com-mend	Scale Score	Passing Standard	Com-mend	Passing Standard	Com-mend

English TAKS-Alt was not tested on the campus for this group in 2009.

English TAKS-Alternate Results % Passing, Spring 2008: Students with Disabilities

266 Grade	Reading / ELA			Mathematics			Writing			Science			Social Studies			All Tests Taken	
	Scale Score	Passing Standard	Com-mend	Scale Score	Passing Standard	Com-mend	Scale Score	Passing Standard	Com-mend	Scale Score	Passing Standard	Com-mend	Scale Score	Passing Standard	Com-mend	Passing Standard	Com-mend

English TAKS-Alt was not tested on the campus for this group in 2008.

English TAKS-Modified Results % Passing, Spring 2009: Students with Disabilities

266 Grade	Reading / ELA			Mathematics			Writing			Science			Social Studies			All Tests Taken	
	Scale Score	Passing Standard	Com-mend	Scale Score	Passing Standard	Com-mend	Scale Score	Passing Standard	Com-mend	Scale Score	Passing Standard	Com-mend	Scale Score	Passing Standard	Com-mend	Passing Standard	Com-mend
3	2170	86	14	2287	88	13											
4	2268	100	20	2225	100	0		NSE									
5	2104	50	0	1923	17	0				1853	20	0					
Total	---	78	11	---	68	5	---			---	20	0					

English TAKS-Modified Results % Passing, Spring 2008: Students with Disabilities

266 Grade	Reading / ELA			Mathematics			Writing			Science			Social Studies			All Tests Taken	
	Scale Score	Passing Standard	Com-mend	Scale Score	Passing Standard	Com-mend	Scale Score	Passing Standard	Com-mend	Scale Score	Passing Standard	Com-mend	Scale Score	Passing Standard	Com-mend	Passing Standard	Com-mend
3	*	*	*	*	*	*											
4	*	*	*	*	*	*											
5	2243	70	30	2047	22	0				1909	0	0					
Total	---	67	27	---	36	7				---	0	0					

NSE: No Standard Established

* Fewer than 5 students tested

For grades and subjects with multiple test administrations, the first administration results are used.

English TAKS Results % Passing, Spring 2009: Students with Disabilities																	
254 Grade	Reading / ELA			Mathematics			Writing			Science			Social Studies			All Tests Taken	
	Scale Score	Passing Standard	Com-mend	Scale Score	Passing Standard	Com-mend	Scale Score	Passing Standard	Com-mend	Scale Score	Passing Standard	Com-mend	Scale Score	Passing Standard	Com-mend	Passing Standard	Com-mend
3	*	*	*	*	*	*											
4	*	*	*	*	*	*	*	*	*							*	*
5	2084	67	0	2126	86	0				2276	100	33					
Total	---	50	0	---	67	0	---	*	*	---	100	33				*	*

English TAKS Results % Passing, Spring 2008: Students with Disabilities																	
254 Grade	Reading / ELA			Mathematics			Writing			Science			Social Studies			All Tests Taken	
	Scale Score	Passing Standard	Com-mend	Scale Score	Passing Standard	Com-mend	Scale Score	Passing Standard	Com-mend	Scale Score	Passing Standard	Com-mend	Scale Score	Passing Standard	Com-mend	Passing Standard	Com-mend
3																	
4	2006	29	0	2039	57	0	2102	38	0							13	0
5	*	*	*														
Total	---	25	0	---	57	0	---	38	0							13	0

Spanish TAKS Results % Passing, Spring 2009: Students with Disabilities														
254 Grade	Reading / ELA			Mathematics			Writing			Science			All Tests Taken	
	Scale Score	Passing Standard	Com-mend	Scale Score	Passing Standard	Com-mend	Scale Score	Passing Standard	Com-mend	Scale Score	Passing Standard	Com-mend	Passing Standard	Com-mend
Neither Spanish TAKS nor TAKS-A was tested on the campus for this group in 2009.														

Spanish TAKS Results % Passing, Spring 2008: Students with Disabilities														
254 Grade	Reading / ELA			Mathematics			Writing			Science			All Tests Taken	
	Scale Score	Passing Standard	Com-mend	Scale Score	Passing Standard	Com-mend	Scale Score	Passing Standard	Com-mend	Scale Score	Passing Standard	Com-mend	Passing Standard	Com-mend
Neither Spanish TAKS nor TAKS-A was tested on the campus for this group in 2008.														

* Fewer than 5 students tested

For grades and subjects with multiple test administrations, the first administration results are used.

English TAKS-Alternate Results % Passing, Spring 2009: Students with Disabilities																	
254 Grade	Reading / ELA			Mathematics			Writing			Science			Social Studies			All Tests Taken	
	Scale Score	Passing Standard	Com-mend	Scale Score	Passing Standard	Com-mend	Scale Score	Passing Standard	Com-mend	Scale Score	Passing Standard	Com-mend	Scale Score	Passing Standard	Com-mend	Passing Standard	Com-mend
3		*	*		*	*										*	*
4		*	*		*	*		*	*							*	0
5		100	0		100	0					100	0				100	0
Total		100	0		100	10		*	*		100	0				100	0

English TAKS-Alternate Results % Passing, Spring 2008: Students with Disabilities																	
254 Grade	Reading / ELA			Mathematics			Writing			Science			Social Studies			All Tests Taken	
	Scale Score	Passing Standard	Com-mend	Scale Score	Passing Standard	Com-mend	Scale Score	Passing Standard	Com-mend	Scale Score	Passing Standard	Com-mend	Scale Score	Passing Standard	Com-mend	Passing Standard	Com-mend
3		*	*		*	*										*	*
4		80	40		100	40		80	40							80	40
5		*	*		*	*					*	*				*	*
Total		88	50		100	38		80	40		*	*				88	38

English TAKS-Modified Results % Passing, Spring 2009: Students with Disabilities																	
254 Grade	Reading / ELA			Mathematics			Writing			Science			Social Studies			All Tests Taken	
	Scale Score	Passing Standard	Com-mend	Scale Score	Passing Standard	Com-mend	Scale Score	Passing Standard	Com-mend	Scale Score	Passing Standard	Com-mend	Scale Score	Passing Standard	Com-mend	Passing Standard	Com-mend
3																	
4	*	*	*	*	*	*		NSE									
5	*	*	*	2287	100	40				2203	80	40					
Total	---	83	33	---	86	29	---			---	80	40					

English TAKS-Modified Results % Passing, Spring 2008: Students with Disabilities																	
254 Grade	Reading / ELA			Mathematics			Writing			Science			Social Studies			All Tests Taken	
	Scale Score	Passing Standard	Com-mend	Scale Score	Passing Standard	Com-mend	Scale Score	Passing Standard	Com-mend	Scale Score	Passing Standard	Com-mend	Scale Score	Passing Standard	Com-mend	Passing Standard	Com-mend
3																	
4	*	*	*	*	*	*											
5	*	*	*	*	*	*				1979	0	0					
Total	---	71	14	---	50	0				---	0	0					

NSE: No Standard Established

* Fewer than 5 students tested

For grades and subjects with multiple test administrations, the first administration results are used.

English TAKS Results % Passing, Spring 2009: Students with Disabilities																	
43 Grade	Reading / ELA			Mathematics			Writing			Science			Social Studies			All Tests Taken	
	Scale Score	Passing Standard	Com-mend	Scale Score	Passing Standard	Com-mend	Scale Score	Passing Standard	Com-mend	Scale Score	Passing Standard	Com-mend	Scale Score	Passing Standard	Com-mend	Passing Standard	Com-mend
6	2074	47	0	2065	38	25										31	0
7	2045	33	0	2005	19	0	2083	38	0							13	0
8	2081	53	0	1983	32	5				1949	24	0	2131	65	0		
Total	---	42	0	---	27	8	---	38	0	---	24	0	---	65	0	19	0

English TAKS Results % Passing, Spring 2008: Students with Disabilities																	
43 Grade	Reading / ELA			Mathematics			Writing			Science			Social Studies			All Tests Taken	
	Scale Score	Passing Standard	Com-mend	Scale Score	Passing Standard	Com-mend	Scale Score	Passing Standard	Com-mend	Scale Score	Passing Standard	Com-mend	Scale Score	Passing Standard	Com-mend	Passing Standard	Com-mend
5																	
6	2086	44	0	2105	61	6										33	0
7	2016	42	5	2010	24	0	2098	47	0							22	0
8	2102	61	6	2060	37	5				2086	38	8	2264	92	15		
Total	---	49	4	---	40	3	---	47	0	---	38	8	---	92	15	27	0

Spanish TAKS Results % Passing, Spring 2009: Students with Disabilities														
43 Grade	Reading / ELA			Mathematics			Writing			Science			All Tests Taken	
	Scale Score	Passing Standard	Com-mend	Scale Score	Passing Standard	Com-mend	Scale Score	Passing Standard	Com-mend	Scale Score	Passing Standard	Com-mend	Passing Standard	Com-mend
Neither Spanish TAKS nor TAKS-A was tested on the campus for this group in 2009.														

Spanish TAKS Results % Passing, Spring 2008: Students with Disabilities														
43 Grade	Reading / ELA			Mathematics			Writing			Science			All Tests Taken	
	Scale Score	Passing Standard	Com-mend	Scale Score	Passing Standard	Com-mend	Scale Score	Passing Standard	Com-mend	Scale Score	Passing Standard	Com-mend	Passing Standard	Com-mend
Neither Spanish TAKS nor TAKS-A was tested on the campus for this group in 2008.														

* Fewer than 5 students tested

For grades and subjects with multiple test administrations, the first administration results are used.

English TAKS-Alternate Results % Passing, Spring 2009: Students with Disabilities																	
43 Grade	Reading / ELA			Mathematics			Writing			Science			Social Studies			All Tests Taken	
	Scale Score	Passing Standard	Com-mend	Scale Score	Passing Standard	Com-mend	Scale Score	Passing Standard	Com-mend	Scale Score	Passing Standard	Com-mend	Scale Score	Passing Standard	Com-mend	Passing Standard	Com-mend
6		*	*		*	*										*	0
7		*	*		*	*		*	*							*	*
8		50	0		83	0					100	0		83	0	33	0
Total		30	0		50	0		*	*		100	0		83	0	20	0

English TAKS-Alternate Results % Passing, Spring 2008: Students with Disabilities																	
43 Grade	Reading / ELA			Mathematics			Writing			Science			Social Studies			All Tests Taken	
	Scale Score	Passing Standard	Com-mend	Scale Score	Passing Standard	Com-mend	Scale Score	Passing Standard	Com-mend	Scale Score	Passing Standard	Com-mend	Scale Score	Passing Standard	Com-mend	Passing Standard	Com-mend
5																	
6		*	*		*	*										*	*
7		*	*		*	*		*	*							*	*
8		*	*		*	*					*	*		*	*	*	*
Total		60	0		80	0		*	*		*	*		*	*	50	0

English TAKS-Modified Results % Passing, Spring 2009: Students with Disabilities																	
43 Grade	Reading / ELA			Mathematics			Writing			Science			Social Studies			All Tests Taken	
	Scale Score	Passing Standard	Com-mend	Scale Score	Passing Standard	Com-mend	Scale Score	Passing Standard	Com-mend	Scale Score	Passing Standard	Com-mend	Scale Score	Passing Standard	Com-mend	Passing Standard	Com-mend
6	2177	79	0	2227	77	8											
7	2106	50	0	2128	62	14		NSE									
8	2214	75	13	2106	54	4				2072	41	0		NSE			
Total	---	68	5	---	62	9	---			---	41	0	---				

English TAKS-Modified Results % Passing, Spring 2008: Students with Disabilities																	
43 Grade	Reading / ELA			Mathematics			Writing			Science			Social Studies			All Tests Taken	
	Scale Score	Passing Standard	Com-mend	Scale Score	Passing Standard	Com-mend	Scale Score	Passing Standard	Com-mend	Scale Score	Passing Standard	Com-mend	Scale Score	Passing Standard	Com-mend	Passing Standard	Com-mend
5										*	*	*					
6	2168	64	4	2180	68	11											
7	2200	87	3	2150	71	4											
8	2135	66	3	2083	46	7				2041	40	0					
Total	---	72	3	---	62	7				---	39	0					

NSE: No Standard Established

* Fewer than 5 students tested

For grades and subjects with multiple test administrations, the first administration results are used.

English TAKS Results % Passing, Spring 2009: Students with Disabilities																	
78 Grade	Reading / ELA			Mathematics			Writing			Science			Social Studies			All Tests Taken	
	Scale Score	Passing Standard	Com-mend	Scale Score	Passing Standard	Com-mend	Scale Score	Passing Standard	Com-mend	Scale Score	Passing Standard	Com-mend	Scale Score	Passing Standard	Com-mend	Passing Standard	Com-mend
6	2151	83	0	2083	40	10										45	0
7	2067	33	0	2044	29	0	2229	100	0							22	0
8	2112	63	0	2020	33	0				1946	43	0	2025	50	0		
Total	---	57	0	---	35	4	---	100	0	---	43	0	---	50	0	35	0

English TAKS Results % Passing, Spring 2008: Students with Disabilities																	
78 Grade	Reading / ELA			Mathematics			Writing			Science			Social Studies			All Tests Taken	
	Scale Score	Passing Standard	Com-mend	Scale Score	Passing Standard	Com-mend	Scale Score	Passing Standard	Com-mend	Scale Score	Passing Standard	Com-mend	Scale Score	Passing Standard	Com-mend	Passing Standard	Com-mend
6	*	*	*	*	*	*										40	0
7	2123	83	0	2108	83	0	2093	57	0							53	0
8	2181	80	0	2171	83	0				2031	30	0	2211	100	0		
Total	---	80	0	---	69	0	---	57	0	---	30	0	---	100	0	50	0

Spanish TAKS Results % Passing, Spring 2009: Students with Disabilities														
78 Grade	Reading / ELA			Mathematics			Writing			Science			All Tests Taken	
	Scale Score	Passing Standard	Com-mend	Scale Score	Passing Standard	Com-mend	Scale Score	Passing Standard	Com-mend	Scale Score	Passing Standard	Com-mend	Passing Standard	Com-mend
Neither Spanish TAKS nor TAKS-A was tested on the campus for this group in 2009.														

Spanish TAKS Results % Passing, Spring 2008: Students with Disabilities														
78 Grade	Reading / ELA			Mathematics			Writing			Science			All Tests Taken	
	Scale Score	Passing Standard	Com-mend	Scale Score	Passing Standard	Com-mend	Scale Score	Passing Standard	Com-mend	Scale Score	Passing Standard	Com-mend	Passing Standard	Com-mend
Neither Spanish TAKS nor TAKS-A was tested on the campus for this group in 2008.														

* Fewer than 5 students tested

For grades and subjects with multiple test administrations, the first administration results are used.

English TAKS-Alternate Results % Passing, Spring 2009: Students with Disabilities

78 Grade	Reading / ELA			Mathematics			Writing			Science			Social Studies			All Tests Taken	
	Scale Score	Passing Standard	Com-mend	Scale Score	Passing Standard	Com-mend	Scale Score	Passing Standard	Com-mend	Scale Score	Passing Standard	Com-mend	Scale Score	Passing Standard	Com-mend	Passing Standard	Com-mend

English TAKS-Alt was not tested on the campus for this group in 2009.

English TAKS-Alternate Results % Passing, Spring 2008: Students with Disabilities

78 Grade	Reading / ELA			Mathematics			Writing			Science			Social Studies			All Tests Taken	
	Scale Score	Passing Standard	Com-mend	Scale Score	Passing Standard	Com-mend	Scale Score	Passing Standard	Com-mend	Scale Score	Passing Standard	Com-mend	Scale Score	Passing Standard	Com-mend	Passing Standard	Com-mend

English TAKS-Alt was not tested on the campus for this group in 2008.

English TAKS-Modified Results % Passing, Spring 2009: Students with Disabilities

78 Grade	Reading / ELA			Mathematics			Writing			Science			Social Studies			All Tests Taken	
	Scale Score	Passing Standard	Com-mend	Scale Score	Passing Standard	Com-mend	Scale Score	Passing Standard	Com-mend	Scale Score	Passing Standard	Com-mend	Scale Score	Passing Standard	Com-mend	Passing Standard	Com-mend
6	2203	84	16	2143	67	0											
7	2261	83	33	2185	73	12		NSE									
8	2163	67	7	2114	58	0				2084	45	5		NSE			
Total	---	79	21	---	67	5	---			---	45	5	---				

English TAKS-Modified Results % Passing, Spring 2008: Students with Disabilities

78 Grade	Reading / ELA			Mathematics			Writing			Science			Social Studies			All Tests Taken	
	Scale Score	Passing Standard	Com-mend	Scale Score	Passing Standard	Com-mend	Scale Score	Passing Standard	Com-mend	Scale Score	Passing Standard	Com-mend	Scale Score	Passing Standard	Com-mend	Passing Standard	Com-mend
6	2224	81	12	2236	81	23											
7	2213	77	14	2189	73	14											
8	2220	85	3	2206	74	13				2057	38	0					
Total	---	82	9	---	76	16				---	38	0					

NSE: No Standard Established

* Fewer than 5 students tested

For grades and subjects with multiple test administrations, the first administration results are used.

English TAKS Results % Passing, Spring 2009: Students with Disabilities																	
47 Grade	Reading / ELA			Mathematics			Writing			Science			Social Studies			All Tests Taken	
	Scale Score	Passing Standard	Com-mend	Scale Score	Passing Standard	Com-mend	Scale Score	Passing Standard	Com-mend	Scale Score	Passing Standard	Com-mend	Scale Score	Passing Standard	Com-mend	Passing Standard	Com-mend
6	*	*	*	2130	67	0										71	0
7	2088	54	8	2087	33	8	2221	89	11							27	0
8	2111	50	0	2063	40	0				*	*	*	*	*	*		
Total	---	58	4	---	43	4	---	89	11	---	*	*	---	*	*	41	0

English TAKS Results % Passing, Spring 2008: Students with Disabilities																	
47 Grade	Reading / ELA			Mathematics			Writing			Science			Social Studies			All Tests Taken	
	Scale Score	Passing Standard	Com-mend	Scale Score	Passing Standard	Com-mend	Scale Score	Passing Standard	Com-mend	Scale Score	Passing Standard	Com-mend	Scale Score	Passing Standard	Com-mend	Passing Standard	Com-mend
6	2032	44	3	1941	26	3										21	0
7	1979	26	0	1961	16	0	2059	35	2							6	0
8	2016	32	3	1958	15	0				2104	50	0	2231	83	0		
Total	---	34	2	---	19	1	---	35	2	---	50	0	---	83	0	13	0

Spanish TAKS Results % Passing, Spring 2009: Students with Disabilities														
47 Grade	Reading / ELA			Mathematics			Writing			Science			All Tests Taken	
	Scale Score	Passing Standard	Com-mend	Scale Score	Passing Standard	Com-mend	Scale Score	Passing Standard	Com-mend	Scale Score	Passing Standard	Com-mend	Passing Standard	Com-mend
Neither Spanish TAKS nor TAKS-A was tested on the campus for this group in 2009.														

Spanish TAKS Results % Passing, Spring 2008: Students with Disabilities														
47 Grade	Reading / ELA			Mathematics			Writing			Science			All Tests Taken	
	Scale Score	Passing Standard	Com-mend	Scale Score	Passing Standard	Com-mend	Scale Score	Passing Standard	Com-mend	Scale Score	Passing Standard	Com-mend	Passing Standard	Com-mend
Neither Spanish TAKS nor TAKS-A was tested on the campus for this group in 2008.														

* Fewer than 5 students tested

For grades and subjects with multiple test administrations, the first administration results are used.

English TAKS-Alternate Results % Passing, Spring 2009: Students with Disabilities																	
47 Grade	Reading / ELA			Mathematics			Writing			Science			Social Studies			All Tests Taken	
	Scale Score	Passing Standard	Com-mend	Scale Score	Passing Standard	Com-mend	Scale Score	Passing Standard	Com-mend	Scale Score	Passing Standard	Com-mend	Scale Score	Passing Standard	Com-mend	Passing Standard	Com-mend
6		20	0		20	0										20	0
7		*	*		*	*		*	*							*	*
8		44	0		56	0					67	0		56	0	44	0
Total		29	0		41	0		*	*		67	0		56	0	29	0

English TAKS-Alternate Results % Passing, Spring 2008: Students with Disabilities																	
47 Grade	Reading / ELA			Mathematics			Writing			Science			Social Studies			All Tests Taken	
	Scale Score	Passing Standard	Com-mend	Scale Score	Passing Standard	Com-mend	Scale Score	Passing Standard	Com-mend	Scale Score	Passing Standard	Com-mend	Scale Score	Passing Standard	Com-mend	Passing Standard	Com-mend
6		*	*		*	*										*	*
7		*	*		*	*		*	*							*	*
8		67	17		67	17					50	17		67	33	50	0
Total		67	11		67	11		*	*		50	17		67	33	56	0

English TAKS-Modified Results % Passing, Spring 2009: Students with Disabilities																	
47 Grade	Reading / ELA			Mathematics			Writing			Science			Social Studies			All Tests Taken	
	Scale Score	Passing Standard	Com-mend	Scale Score	Passing Standard	Com-mend	Scale Score	Passing Standard	Com-mend	Scale Score	Passing Standard	Com-mend	Scale Score	Passing Standard	Com-mend	Passing Standard	Com-mend
6	2179	71	3	2227	67	20											
7	2276	96	13	2319	88	29		NSE									
8	2233	86	11	2117	49	3				2134	58	3		NSE			
Total	---	83	9	---	65	16	---			---	58	3	---				

English TAKS-Modified Results % Passing, Spring 2008: Students with Disabilities																	
47 Grade	Reading / ELA			Mathematics			Writing			Science			Social Studies			All Tests Taken	
	Scale Score	Passing Standard	Com-mend	Scale Score	Passing Standard	Com-mend	Scale Score	Passing Standard	Com-mend	Scale Score	Passing Standard	Com-mend	Scale Score	Passing Standard	Com-mend	Passing Standard	Com-mend
6	*	*	*	*	*	*											
7	*	*	*	*	*	*											
8	2115	36	0	2022	14	0				2060	50	0					
Total	---	33	0	---	11	0				---	50	0					

NSE: No Standard Established

* Fewer than 5 students tested

For grades and subjects with multiple test administrations, the first administration results are used.

English TAKS Results % Passing, Spring 2009: Students with Disabilities																	
52 Grade	Reading / ELA			Mathematics			Writing			Science			Social Studies			All Tests Taken	
	Scale Score	Passing Standard	Com-mend	Scale Score	Passing Standard	Com-mend	Scale Score	Passing Standard	Com-mend	Scale Score	Passing Standard	Com-mend	Scale Score	Passing Standard	Com-mend	Passing Standard	Com-mend
6	1944	24	7	1900	14	4										7	0
7	1945	28	0	1997	27	2	2061	37	2							14	0
8	2009	31	0	1985	25	3				1920	17	0	2136	57	6		
Total	---	28	2	---	23	3	---	37	2	---	17	0	---	57	6	11	0

English TAKS Results % Passing, Spring 2008: Students with Disabilities																	
52 Grade	Reading / ELA			Mathematics			Writing			Science			Social Studies			All Tests Taken	
	Scale Score	Passing Standard	Com-mend	Scale Score	Passing Standard	Com-mend	Scale Score	Passing Standard	Com-mend	Scale Score	Passing Standard	Com-mend	Scale Score	Passing Standard	Com-mend	Passing Standard	Com-mend
6	1959	34	2	1934	18	5										16	0
7	1946	9	0	1952	12	0	2042	26	0							2	0
8	2098	47	16	2005	30	5				1944	28	4	2141	55	13		
Total	---	32	7	---	21	3	---	26	0	---	28	4	---	55	13	9	0

Spanish TAKS Results % Passing, Spring 2009: Students with Disabilities														
52 Grade	Reading / ELA			Mathematics			Writing			Science			All Tests Taken	
	Scale Score	Passing Standard	Com-mend	Scale Score	Passing Standard	Com-mend	Scale Score	Passing Standard	Com-mend	Scale Score	Passing Standard	Com-mend	Passing Standard	Com-mend
Neither Spanish TAKS nor TAKS-A was tested on the campus for this group in 2009.														

Spanish TAKS Results % Passing, Spring 2008: Students with Disabilities														
52 Grade	Reading / ELA			Mathematics			Writing			Science			All Tests Taken	
	Scale Score	Passing Standard	Com-mend	Scale Score	Passing Standard	Com-mend	Scale Score	Passing Standard	Com-mend	Scale Score	Passing Standard	Com-mend	Passing Standard	Com-mend
Neither Spanish TAKS nor TAKS-A was tested on the campus for this group in 2008.														

* Fewer than 5 students tested

For grades and subjects with multiple test administrations, the first administration results are used.

English TAKS-Alternate Results % Passing, Spring 2009: Students with Disabilities																	
52 Grade	Reading / ELA			Mathematics			Writing			Science			Social Studies			All Tests Taken	
	Scale Score	Passing Standard	Com-mend	Scale Score	Passing Standard	Com-mend	Scale Score	Passing Standard	Com-mend	Scale Score	Passing Standard	Com-mend	Scale Score	Passing Standard	Com-mend	Passing Standard	Com-mend
6																	
7		*	*		*	*		*	*							*	*
8		100	0		60	0					80	0		80	0	60	0
Total		100	0		75	0		*	*		80	0		80	0	75	0

English TAKS-Alternate Results % Passing, Spring 2008: Students with Disabilities																	
52 Grade	Reading / ELA			Mathematics			Writing			Science			Social Studies			All Tests Taken	
	Scale Score	Passing Standard	Com-mend	Scale Score	Passing Standard	Com-mend	Scale Score	Passing Standard	Com-mend	Scale Score	Passing Standard	Com-mend	Scale Score	Passing Standard	Com-mend	Passing Standard	Com-mend
6		*	*		*	*										*	*
7		100	0		100	0		100	0							100	0
8		*	*											*	*	*	*
Total		100	0		100	0		100	0					*	*	100	0

English TAKS-Modified Results % Passing, Spring 2009: Students with Disabilities																	
52 Grade	Reading / ELA			Mathematics			Writing			Science			Social Studies			All Tests Taken	
	Scale Score	Passing Standard	Com-mend	Scale Score	Passing Standard	Com-mend	Scale Score	Passing Standard	Com-mend	Scale Score	Passing Standard	Com-mend	Scale Score	Passing Standard	Com-mend	Passing Standard	Com-mend
6	2158	75	0	2119	56	11											
7	2083	40	0	*	*	*		NSE									
8	2113	63	0	2054	29	0				1967	14	0		NSE			
Total	---	62	0	---	40	5	---			---	14	0	---				

English TAKS-Modified Results % Passing, Spring 2008: Students with Disabilities																	
52 Grade	Reading / ELA			Mathematics			Writing			Science			Social Studies			All Tests Taken	
	Scale Score	Passing Standard	Com-mend	Scale Score	Passing Standard	Com-mend	Scale Score	Passing Standard	Com-mend	Scale Score	Passing Standard	Com-mend	Scale Score	Passing Standard	Com-mend	Passing Standard	Com-mend
6	2105	43	0	2042	43	0											
7	2244	83	0	2178	67	0											
8	2112	71	0	2025	25	0				2004	25	0					
Total	---	65	0	---	43	0				---	25	0					

NSE: No Standard Established

* Fewer than 5 students tested

For grades and subjects with multiple test administrations, the first administration results are used.

English TAKS Results % Passing, Spring 2009: Students with Disabilities																	
79 Grade	Reading / ELA			Mathematics			Writing			Science			Social Studies			All Tests Taken	
	Scale Score	Passing Standard	Com-mend	Scale Score	Passing Standard	Com-mend	Scale Score	Passing Standard	Com-mend	Scale Score	Passing Standard	Com-mend	Scale Score	Passing Standard	Com-mend	Passing Standard	Com-mend
6	2230	88	13	2006	38	0										55	0
7	2053	42	0	2067	27	9	2149	69	0							20	0
8	2092	54	0	2255	92	8				1980	15	0	2285	100	15		
Total	---	58	3	---	56	6	---	69	0	---	15	0	---	100	15	35	0

English TAKS Results % Passing, Spring 2008: Students with Disabilities																	
79 Grade	Reading / ELA			Mathematics			Writing			Science			Social Studies			All Tests Taken	
	Scale Score	Passing Standard	Com-mend	Scale Score	Passing Standard	Com-mend	Scale Score	Passing Standard	Com-mend	Scale Score	Passing Standard	Com-mend	Scale Score	Passing Standard	Com-mend	Passing Standard	Com-mend
6	2072	42	11	1876	20	0										26	5
7	2060	65	0	2085	44	0	2154	68	0							27	0
8	1992	27	0	2055	50	0				*	*	*	*	*	*		
Total	---	46	4	---	36	0	---	68	0	---	*	*	---	*	*	27	2

Spanish TAKS Results % Passing, Spring 2009: Students with Disabilities														
79 Grade	Reading / ELA			Mathematics			Writing			Science			All Tests Taken	
	Scale Score	Passing Standard	Com-mend	Scale Score	Passing Standard	Com-mend	Scale Score	Passing Standard	Com-mend	Scale Score	Passing Standard	Com-mend	Passing Standard	Com-mend
Neither Spanish TAKS nor TAKS-A was tested on the campus for this group in 2009.														

Spanish TAKS Results % Passing, Spring 2008: Students with Disabilities														
79 Grade	Reading / ELA			Mathematics			Writing			Science			All Tests Taken	
	Scale Score	Passing Standard	Com-mend	Scale Score	Passing Standard	Com-mend	Scale Score	Passing Standard	Com-mend	Scale Score	Passing Standard	Com-mend	Passing Standard	Com-mend
Neither Spanish TAKS nor TAKS-A was tested on the campus for this group in 2008.														

* Fewer than 5 students tested

For grades and subjects with multiple test administrations, the first administration results are used.

English TAKS-Alternate Results % Passing, Spring 2009: Students with Disabilities																	
79 Grade	Reading / ELA			Mathematics			Writing			Science			Social Studies			All Tests Taken	
	Scale Score	Passing Standard	Com-mend	Scale Score	Passing Standard	Com-mend	Scale Score	Passing Standard	Com-mend	Scale Score	Passing Standard	Com-mend	Scale Score	Passing Standard	Com-mend	Passing Standard	Com-mend
6		60	30		70	30										60	30
7		86	29		100	43		86	29							86	14
8		86	43		100	57					86	57		100	57	86	43
Total		75	33		88	42		86	29		86	57		100	57	75	29

English TAKS-Alternate Results % Passing, Spring 2008: Students with Disabilities																	
79 Grade	Reading / ELA			Mathematics			Writing			Science			Social Studies			All Tests Taken	
	Scale Score	Passing Standard	Com-mend	Scale Score	Passing Standard	Com-mend	Scale Score	Passing Standard	Com-mend	Scale Score	Passing Standard	Com-mend	Scale Score	Passing Standard	Com-mend	Passing Standard	Com-mend
6		60	0		60	0										50	0
7		71	0		86	0		57	0							57	0
8		67	0		83	0					67	0		67	0	67	0
Total		65	0		74	0		57	0		67	0		67	0	57	0

English TAKS-Modified Results % Passing, Spring 2009: Students with Disabilities																	
79 Grade	Reading / ELA			Mathematics			Writing			Science			Social Studies			All Tests Taken	
	Scale Score	Passing Standard	Com-mend	Scale Score	Passing Standard	Com-mend	Scale Score	Passing Standard	Com-mend	Scale Score	Passing Standard	Com-mend	Scale Score	Passing Standard	Com-mend	Passing Standard	Com-mend
6	2297	90	14	2417	86	83											
7	2378	95	50	2512	95	88		NSE									
8	2249	89	13	2362	96	59				2423	98	57		NSE			
Total	---	91	26	---	93	75	---			---	98	57	---				

English TAKS-Modified Results % Passing, Spring 2008: Students with Disabilities																	
79 Grade	Reading / ELA			Mathematics			Writing			Science			Social Studies			All Tests Taken	
	Scale Score	Passing Standard	Com-mend	Scale Score	Passing Standard	Com-mend	Scale Score	Passing Standard	Com-mend	Scale Score	Passing Standard	Com-mend	Scale Score	Passing Standard	Com-mend	Passing Standard	Com-mend
6	2235	88	15	2129	64	4											
7	2198	75	6	2095	48	4											
8	2237	92	11	2079	48	0				2022	29	0					
Total	---	84	10	---	53	3				---	29	0					

NSE: No Standard Established

* Fewer than 5 students tested

For grades and subjects with multiple test administrations, the first administration results are used.

English TAKS Results % Passing, Spring 2009: Students with Disabilities																	
61 Grade	Reading / ELA			Mathematics			Writing			Science			Social Studies			All Tests Taken	
	Scale Score	Passing Standard	Com-mend	Scale Score	Passing Standard	Com-mend	Scale Score	Passing Standard	Com-mend	Scale Score	Passing Standard	Com-mend	Scale Score	Passing Standard	Com-mend	Passing Standard	Com-mend
6	2100	50	25	2074	56	13										47	0
7	2034	32	4	2029	27	0	2131	67	0							18	0
8	2039	41	5	2028	35	0				1967	11	0	2176	89	0		
Total	---	39	8	---	36	3	---	67	0	---	11	0	---	89	0	27	0

English TAKS Results % Passing, Spring 2008: Students with Disabilities																	
61 Grade	Reading / ELA			Mathematics			Writing			Science			Social Studies			All Tests Taken	
	Scale Score	Passing Standard	Com-mend	Scale Score	Passing Standard	Com-mend	Scale Score	Passing Standard	Com-mend	Scale Score	Passing Standard	Com-mend	Scale Score	Passing Standard	Com-mend	Passing Standard	Com-mend
6	2053	38	5	2012	38	7										17	0
7	2025	30	0	2029	29	0	2057	55	0							8	0
8	2049	42	3	1979	19	0				1915	8	0	2217	83	14		
Total	---	38	2	---	28	2	---	55	0	---	8	0	---	83	14	13	0

Spanish TAKS Results % Passing, Spring 2009: Students with Disabilities														
61 Grade	Reading / ELA			Mathematics			Writing			Science			All Tests Taken	
	Scale Score	Passing Standard	Com-mend	Scale Score	Passing Standard	Com-mend	Scale Score	Passing Standard	Com-mend	Scale Score	Passing Standard	Com-mend	Passing Standard	Com-mend
Neither Spanish TAKS nor TAKS-A was tested on the campus for this group in 2009.														

Spanish TAKS Results % Passing, Spring 2008: Students with Disabilities														
61 Grade	Reading / ELA			Mathematics			Writing			Science			All Tests Taken	
	Scale Score	Passing Standard	Com-mend	Scale Score	Passing Standard	Com-mend	Scale Score	Passing Standard	Com-mend	Scale Score	Passing Standard	Com-mend	Passing Standard	Com-mend
Neither Spanish TAKS nor TAKS-A was tested on the campus for this group in 2008.														

* Fewer than 5 students tested

For grades and subjects with multiple test administrations, the first administration results are used.

English TAKS-Alternate Results % Passing, Spring 2009: Students with Disabilities

61 Grade	Reading / ELA			Mathematics			Writing			Science			Social Studies			All Tests Taken	
	Scale Score	Passing Standard	Com-mend	Scale Score	Passing Standard	Com-mend	Scale Score	Passing Standard	Com-mend	Scale Score	Passing Standard	Com-mend	Scale Score	Passing Standard	Com-mend	Passing Standard	Com-mend
6		*	*		*	*										*	*
7		*	*		*	*		*	*							*	0
8		0	0		20	0					0	0		0	0	0	0
Total		33	11		56	11		*	*		0	0		0	0	33	11

English TAKS-Alternate Results % Passing, Spring 2008: Students with Disabilities

61 Grade	Reading / ELA			Mathematics			Writing			Science			Social Studies			All Tests Taken	
	Scale Score	Passing Standard	Com-mend	Scale Score	Passing Standard	Com-mend	Scale Score	Passing Standard	Com-mend	Scale Score	Passing Standard	Com-mend	Scale Score	Passing Standard	Com-mend	Passing Standard	Com-mend
6		*	*		*	*										*	*
7		*	*		100	0		100	0							100	0
8		*	*		*	*					*	*		*	*	*	*
Total		*	*		100	0		100	0		*	*		*	*	100	0

English TAKS-Modified Results % Passing, Spring 2009: Students with Disabilities

61 Grade	Reading / ELA			Mathematics			Writing			Science			Social Studies			All Tests Taken	
	Scale Score	Passing Standard	Com-mend	Scale Score	Passing Standard	Com-mend	Scale Score	Passing Standard	Com-mend	Scale Score	Passing Standard	Com-mend	Scale Score	Passing Standard	Com-mend	Passing Standard	Com-mend
6	2204	73	23	2259	80	28											
7	2203	75	13	2126	60	4		NSE									
8	2213	73	23	2129	43	10				2065	44	4		NSE			
Total	---	74	20	---	62	14	---			---	44	4	---				

English TAKS-Modified Results % Passing, Spring 2008: Students with Disabilities

61 Grade	Reading / ELA			Mathematics			Writing			Science			Social Studies			All Tests Taken	
	Scale Score	Passing Standard	Com-mend	Scale Score	Passing Standard	Com-mend	Scale Score	Passing Standard	Com-mend	Scale Score	Passing Standard	Com-mend	Scale Score	Passing Standard	Com-mend	Passing Standard	Com-mend
6	2200	74	12	2194	65	12											
7	2213	74	17	2086	39	4											
8	2167	69	0	2048	36	0				2027	36	0					
Total	---	73	11	---	48	6				---	36	0					

NSE: No Standard Established

* Fewer than 5 students tested

For grades and subjects with multiple test administrations, the first administration results are used.

English TAKS Results % Passing, Spring 2009: Students with Disabilities																	
62 Grade	Reading / ELA			Mathematics			Writing			Science			Social Studies			All Tests Taken	
	Scale Score	Passing Standard	Com-mend	Scale Score	Passing Standard	Com-mend	Scale Score	Passing Standard	Com-mend	Scale Score	Passing Standard	Com-mend	Scale Score	Passing Standard	Com-mend	Passing Standard	Com-mend
6	*	*	*	2192	80	0										83	0
7	1995	20	0	1957	14	0	2127	60	0							30	0
8	2171	67	17	2102	80	0				2045	40	0	2264	100	17		
Total	---	60	7	---	53	0	---	60	0	---	40	0	---	100	17	50	0

English TAKS Results % Passing, Spring 2008: Students with Disabilities																	
62 Grade	Reading / ELA			Mathematics			Writing			Science			Social Studies			All Tests Taken	
	Scale Score	Passing Standard	Com-mend	Scale Score	Passing Standard	Com-mend	Scale Score	Passing Standard	Com-mend	Scale Score	Passing Standard	Com-mend	Scale Score	Passing Standard	Com-mend	Passing Standard	Com-mend
6	2099	57	0	2085	50	0										33	0
7	2033	36	0	2009	13	0	2095	47	5							14	0
8	2126	47	18	2044	24	6				1985	25	0	2182	88	13		
Total	---	45	8	---	24	2	---	47	5	---	25	0	---	88	13	19	0

Spanish TAKS Results % Passing, Spring 2009: Students with Disabilities														
62 Grade	Reading / ELA			Mathematics			Writing			Science			All Tests Taken	
	Scale Score	Passing Standard	Com-mend	Scale Score	Passing Standard	Com-mend	Scale Score	Passing Standard	Com-mend	Scale Score	Passing Standard	Com-mend	Passing Standard	Com-mend
Neither Spanish TAKS nor TAKS-A was tested on the campus for this group in 2009.														

Spanish TAKS Results % Passing, Spring 2008: Students with Disabilities														
62 Grade	Reading / ELA			Mathematics			Writing			Science			All Tests Taken	
	Scale Score	Passing Standard	Com-mend	Scale Score	Passing Standard	Com-mend	Scale Score	Passing Standard	Com-mend	Scale Score	Passing Standard	Com-mend	Passing Standard	Com-mend
Neither Spanish TAKS nor TAKS-A was tested on the campus for this group in 2008.														

* Fewer than 5 students tested

For grades and subjects with multiple test administrations, the first administration results are used.

English TAKS-Alternate Results % Passing, Spring 2009: Students with Disabilities																	
62 Grade	Reading / ELA			Mathematics			Writing			Science			Social Studies			All Tests Taken	
	Scale Score	Passing Standard	Com-mend	Scale Score	Passing Standard	Com-mend	Scale Score	Passing Standard	Com-mend	Scale Score	Passing Standard	Com-mend	Scale Score	Passing Standard	Com-mend	Passing Standard	Com-mend
6		*	*		*	*										*	*
7		*	*		*	*		*	*							*	*
8																	
Total		100	0		100	20		*	*							100	0

English TAKS-Alternate Results % Passing, Spring 2008: Students with Disabilities																	
62 Grade	Reading / ELA			Mathematics			Writing			Science			Social Studies			All Tests Taken	
	Scale Score	Passing Standard	Com-mend	Scale Score	Passing Standard	Com-mend	Scale Score	Passing Standard	Com-mend	Scale Score	Passing Standard	Com-mend	Scale Score	Passing Standard	Com-mend	Passing Standard	Com-mend
6		*	*		*	*										*	*
7																	
8		*	*		*	*					*	*		*	*	*	*
Total		*	*		*	*					*	*		*	*	*	*

English TAKS-Modified Results % Passing, Spring 2009: Students with Disabilities																	
62 Grade	Reading / ELA			Mathematics			Writing			Science			Social Studies			All Tests Taken	
	Scale Score	Passing Standard	Com-mend	Scale Score	Passing Standard	Com-mend	Scale Score	Passing Standard	Com-mend	Scale Score	Passing Standard	Com-mend	Scale Score	Passing Standard	Com-mend	Passing Standard	Com-mend
6	2202	85	0	2188	74	5											
7	2275	95	15	2231	78	17		NSE									
8	2296	100	26	2212	86	10				2210	89	11		NSE			
Total	---	94	15	---	80	11	---			---	89	11	---				

English TAKS-Modified Results % Passing, Spring 2008: Students with Disabilities																	
62 Grade	Reading / ELA			Mathematics			Writing			Science			Social Studies			All Tests Taken	
	Scale Score	Passing Standard	Com-mend	Scale Score	Passing Standard	Com-mend	Scale Score	Passing Standard	Com-mend	Scale Score	Passing Standard	Com-mend	Scale Score	Passing Standard	Com-mend	Passing Standard	Com-mend
6	2192	80	4	2131	67	0											
7	2266	91	22	2217	71	19											
8	2228	90	10	2068	42	0				2073	55	0					
Total	---	87	12	---	61	6				---	55	0					

NSE: No Standard Established

* Fewer than 5 students tested

For grades and subjects with multiple test administrations, the first administration results are used.

English TAKS Results % Passing, Spring 2009: Students with Disabilities																	
67 Grade	Reading / ELA			Mathematics			Writing			Science			Social Studies			All Tests Taken	
	Scale Score	Passing Standard	Com-mend	Scale Score	Passing Standard	Com-mend	Scale Score	Passing Standard	Com-mend	Scale Score	Passing Standard	Com-mend	Scale Score	Passing Standard	Com-mend	Passing Standard	Com-mend
6	2105	62	8	1893	23	0										23	0
7	1958	13	0	2030	36	0	1973	20	7							13	0
8	2039	38	0	1850	0	0				1887	17	0	2161	100	0		
Total	---	36	3	---	23	0	---	20	7	---	17	0	---	100	0	17	0

English TAKS Results % Passing, Spring 2008: Students with Disabilities																	
67 Grade	Reading / ELA			Mathematics			Writing			Science			Social Studies			All Tests Taken	
	Scale Score	Passing Standard	Com-mend	Scale Score	Passing Standard	Com-mend	Scale Score	Passing Standard	Com-mend	Scale Score	Passing Standard	Com-mend	Scale Score	Passing Standard	Com-mend	Passing Standard	Com-mend
4																	
6	2131	80	0	*	*	*										40	0
7	*	*	*	*	*	*	*	*	*							*	*
8	2069	35	0	*	*	*				*	*	*	*	*	*		
Total	---	43	0	---	25	13	---	*	*	---	*	*	---	*	*	29	0

Spanish TAKS Results % Passing, Spring 2009: Students with Disabilities														
67 Grade	Reading / ELA			Mathematics			Writing			Science			All Tests Taken	
	Scale Score	Passing Standard	Com-mend	Scale Score	Passing Standard	Com-mend	Scale Score	Passing Standard	Com-mend	Scale Score	Passing Standard	Com-mend	Passing Standard	Com-mend
Neither Spanish TAKS nor TAKS-A was tested on the campus for this group in 2009.														

Spanish TAKS Results % Passing, Spring 2008: Students with Disabilities														
67 Grade	Reading / ELA			Mathematics			Writing			Science			All Tests Taken	
	Scale Score	Passing Standard	Com-mend	Scale Score	Passing Standard	Com-mend	Scale Score	Passing Standard	Com-mend	Scale Score	Passing Standard	Com-mend	Passing Standard	Com-mend
Neither Spanish TAKS nor TAKS-A was tested on the campus for this group in 2008.														

* Fewer than 5 students tested

For grades and subjects with multiple test administrations, the first administration results are used.

English TAKS-Alternate Results % Passing, Spring 2009: Students with Disabilities

67 Grade	Reading / ELA			Mathematics			Writing			Science			Social Studies			All Tests Taken	
	Scale Score	Passing Standard	Com-mend	Scale Score	Passing Standard	Com-mend	Scale Score	Passing Standard	Com-mend	Scale Score	Passing Standard	Com-mend	Scale Score	Passing Standard	Com-mend	Passing Standard	Com-mend
6		*	*		*	*										*	*
7																	
8																	
Total		*	*		*	*										*	*

English TAKS-Alternate Results % Passing, Spring 2008: Students with Disabilities

67 Grade	Reading / ELA			Mathematics			Writing			Science			Social Studies			All Tests Taken	
	Scale Score	Passing Standard	Com-mend	Scale Score	Passing Standard	Com-mend	Scale Score	Passing Standard	Com-mend	Scale Score	Passing Standard	Com-mend	Scale Score	Passing Standard	Com-mend	Passing Standard	Com-mend
4																	
6		*	*		*	*										*	*
7		*	*		*	*		*	*							*	*
8		*	*		*	*					*	*		*	*	*	*
Total		*	*		*	*		*	*		*	*		*	*	*	*

English TAKS-Modified Results % Passing, Spring 2009: Students with Disabilities

67 Grade	Reading / ELA			Mathematics			Writing			Science			Social Studies			All Tests Taken	
	Scale Score	Passing Standard	Com-mend	Scale Score	Passing Standard	Com-mend	Scale Score	Passing Standard	Com-mend	Scale Score	Passing Standard	Com-mend	Scale Score	Passing Standard	Com-mend	Passing Standard	Com-mend
6	2194	68	5	2192	74	16											
7	2150	68	14	2155	68	9		NSE									
8	2191	81	13	2065	47	0				2061	39	6		NSE			
Total	---	72	11	---	64	9	---			---	39	6	---				

English TAKS-Modified Results % Passing, Spring 2008: Students with Disabilities

67 Grade	Reading / ELA			Mathematics			Writing			Science			Social Studies			All Tests Taken	
	Scale Score	Passing Standard	Com-mend	Scale Score	Passing Standard	Com-mend	Scale Score	Passing Standard	Com-mend	Scale Score	Passing Standard	Com-mend	Scale Score	Passing Standard	Com-mend	Passing Standard	Com-mend
4	2133	60	0	2082	20	0											
6	2111	65	8	2108	63	5											
7	2265	93	22	2101	74	4											
8	2142	61	0	2102	52	4				2036	29	0					
Total	---	72	10	---	61	4				---	29	0					

NSE: No Standard Established

* Fewer than 5 students tested

For grades and subjects with multiple test administrations, the first administration results are used.

English TAKS Results % Passing, Spring 2009: Students with Disabilities																	
82 Grade	Reading / ELA			Mathematics			Writing			Science			Social Studies			All Tests Taken	
	Scale Score	Passing Standard	Com-mend	Scale Score	Passing Standard	Com-mend	Scale Score	Passing Standard	Com-mend	Scale Score	Passing Standard	Com-mend	Scale Score	Passing Standard	Com-mend	Passing Standard	Com-mend
6	2096	50	10	2035	30	0										20	0
7	2009	40	0	*	*	*	2118	67	0							29	0
8	*	*	*	*	*	*				*	*	*	*	*	*		
Total	---	47	12	---	50	6	---	67	0	---	*	*	---	*	*	24	0

English TAKS Results % Passing, Spring 2008: Students with Disabilities																	
82 Grade	Reading / ELA			Mathematics			Writing			Science			Social Studies			All Tests Taken	
	Scale Score	Passing Standard	Com-mend	Scale Score	Passing Standard	Com-mend	Scale Score	Passing Standard	Com-mend	Scale Score	Passing Standard	Com-mend	Scale Score	Passing Standard	Com-mend	Passing Standard	Com-mend
6	1993	30	7	1851	8	0										7	0
7	1949	18	0	1916	5	0	2054	29	0							0	0
8	2009	36	4	1951	21	0				1915	23	0	2136	50	17		
Total	---	29	4	---	12	0	---	29	0	---	23	0	---	50	17	4	0

Spanish TAKS Results % Passing, Spring 2009: Students with Disabilities														
82 Grade	Reading / ELA			Mathematics			Writing			Science			All Tests Taken	
	Scale Score	Passing Standard	Com-mend	Scale Score	Passing Standard	Com-mend	Scale Score	Passing Standard	Com-mend	Scale Score	Passing Standard	Com-mend	Passing Standard	Com-mend
Neither Spanish TAKS nor TAKS-A was tested on the campus for this group in 2009.														

Spanish TAKS Results % Passing, Spring 2008: Students with Disabilities														
82 Grade	Reading / ELA			Mathematics			Writing			Science			All Tests Taken	
	Scale Score	Passing Standard	Com-mend	Scale Score	Passing Standard	Com-mend	Scale Score	Passing Standard	Com-mend	Scale Score	Passing Standard	Com-mend	Passing Standard	Com-mend
Neither Spanish TAKS nor TAKS-A was tested on the campus for this group in 2008.														

* Fewer than 5 students tested

For grades and subjects with multiple test administrations, the first administration results are used.

English TAKS-Alternate Results % Passing, Spring 2009: Students with Disabilities																	
82 Grade	Reading / ELA			Mathematics			Writing			Science			Social Studies			All Tests Taken	
	Scale Score	Passing Standard	Com-mend	Scale Score	Passing Standard	Com-mend	Scale Score	Passing Standard	Com-mend	Scale Score	Passing Standard	Com-mend	Scale Score	Passing Standard	Com-mend	Passing Standard	Com-mend
6		*	*		*	*										*	*
7		*	*		*	*		*	*							*	*
8		*	*		*	*					*	*		*	*	*	*
Total		14	0		43	0		*	*		*	*		*	*	14	0

English TAKS-Alternate Results % Passing, Spring 2008: Students with Disabilities																	
82 Grade	Reading / ELA			Mathematics			Writing			Science			Social Studies			All Tests Taken	
	Scale Score	Passing Standard	Com-mend	Scale Score	Passing Standard	Com-mend	Scale Score	Passing Standard	Com-mend	Scale Score	Passing Standard	Com-mend	Scale Score	Passing Standard	Com-mend	Passing Standard	Com-mend
6																	
7		*	*		*	*		*	*							*	*
8		*	*		*	*					*	*		*	*	*	*
Total		*	*		*	*		*	*		*	*		*	*	*	*

English TAKS-Modified Results % Passing, Spring 2009: Students with Disabilities																		
82 Grade	Reading / ELA			Mathematics			Writing			Science			Social Studies			All Tests Taken		
	Scale Score	Passing Standard	Com-mend	Scale Score	Passing Standard	Com-mend	Scale Score	Passing Standard	Com-mend	Scale Score	Passing Standard	Com-mend	Scale Score	Passing Standard	Com-mend	Passing Standard	Com-mend	
6	2181	85	0	2115	38	8												
7	2197	68	14	2147	65	4		NSE										
8	2202	84	5	2106	59	0				2115	67	5		NSE				
Total	---	78	7	---	57	4	---			---	67	5	---					

English TAKS-Modified Results % Passing, Spring 2008: Students with Disabilities																	
82 Grade	Reading / ELA			Mathematics			Writing			Science			Social Studies			All Tests Taken	
	Scale Score	Passing Standard	Com-mend	Scale Score	Passing Standard	Com-mend	Scale Score	Passing Standard	Com-mend	Scale Score	Passing Standard	Com-mend	Scale Score	Passing Standard	Com-mend	Passing Standard	Com-mend
6	2048	20	0	2015	20	0											
7	*	*	*	*	*	*											
8	2067	40	0	2012	30	0				1971	13	0					
Total	---	30	0	---	25	4				---	13	0					

NSE: No Standard Established

* Fewer than 5 students tested

For grades and subjects with multiple test administrations, the first administration results are used.

English TAKS Results % Passing, Spring 2009: Students with Disabilities																	
Grade	Reading / ELA			Mathematics			Writing			Science			Social Studies			All Tests Taken	
	Scale Score	Passing Standard	Com-mend	Scale Score	Passing Standard	Com-mend	Scale Score	Passing Standard	Com-mend	Scale Score	Passing Standard	Com-mend	Scale Score	Passing Standard	Com-mend	Passing Standard	Com-mend
9	2039	44	0	2001	20	7										19	0
10	2091	74	0	2016	32	0				2004	29	0	2141	67	0	23	0
11	2044	39	0	2077	38	8				2075	46	0	2194	73	15	10	0
Total	---	48	0	---	28	6				---	40	0	---	70	9	17	0

English TAKS Results % Passing, Spring 2008: Students with Disabilities																	
Grade	Reading / ELA			Mathematics			Writing			Science			Social Studies			All Tests Taken	
	Scale Score	Passing Standard	Com-mend	Scale Score	Passing Standard	Com-mend	Scale Score	Passing Standard	Com-mend	Scale Score	Passing Standard	Com-mend	Scale Score	Passing Standard	Com-mend	Passing Standard	Com-mend
9	2013	36	3	1907	14	1										10	1
10	2050	40	0	1955	14	0				1931	15	0	2015	41	0	3	0
11	1987	7	0	1873	0	0				1942	8	0	2069	36	0	0	0
Total	---	34	2	---	13	1				---	13	0	---	40	0	7	1

Spanish TAKS Results % Passing, Spring 2009: Students with Disabilities														
Grade	Reading / ELA			Mathematics			Writing			Science			All Tests Taken	
	Scale Score	Passing Standard	Com-mend	Scale Score	Passing Standard	Com-mend	Scale Score	Passing Standard	Com-mend	Scale Score	Passing Standard	Com-mend	Passing Standard	Com-mend
Neither Spanish TAKS nor TAKS-A was tested on the campus for this group in 2009.														

Spanish TAKS Results % Passing, Spring 2008: Students with Disabilities														
Grade	Reading / ELA			Mathematics			Writing			Science			All Tests Taken	
	Scale Score	Passing Standard	Com-mend	Scale Score	Passing Standard	Com-mend	Scale Score	Passing Standard	Com-mend	Scale Score	Passing Standard	Com-mend	Passing Standard	Com-mend
Neither Spanish TAKS nor TAKS-A was tested on the campus for this group in 2008.														

* Fewer than 5 students tested

For grades and subjects with multiple test administrations, the first administration results are used.

English TAKS-Alternate Results % Passing, Spring 2009: Students with Disabilities																	
Grade	Reading / ELA			Mathematics			Writing			Science			Social Studies			All Tests Taken	
	Scale Score	Passing Standard	Com-mend	Scale Score	Passing Standard	Com-mend	Scale Score	Passing Standard	Com-mend	Scale Score	Passing Standard	Com-mend	Scale Score	Passing Standard	Com-mend	Passing Standard	Com-mend
9		83	0		100	0										83	0
10		56	0		56	0					78	0		78	0	56	0
11		83	0		83	0					67	0		67	0	50	0
Total		71	0		76	0					73	0		73	0	62	0

English TAKS-Alternate Results % Passing, Spring 2008: Students with Disabilities																	
Grade	Reading / ELA			Mathematics			Writing			Science			Social Studies			All Tests Taken	
	Scale Score	Passing Standard	Com-mend	Scale Score	Passing Standard	Com-mend	Scale Score	Passing Standard	Com-mend	Scale Score	Passing Standard	Com-mend	Scale Score	Passing Standard	Com-mend	Passing Standard	Com-mend
9		100	14		86	14										86	14
10		100	0		100	0					100	0		100	14	100	0
11		100	13		88	25					100	0		100	0	88	0
Total		100	9		91	14					100	0		100	7	91	5

English TAKS-Modified Results % Passing, Spring 2009: Students with Disabilities																	
Grade	Reading / ELA			Mathematics			Writing			Science			Social Studies			All Tests Taken	
	Scale Score	Passing Standard	Com-mend	Scale Score	Passing Standard	Com-mend	Scale Score	Passing Standard	Com-mend	Scale Score	Passing Standard	Com-mend	Scale Score	Passing Standard	Com-mend	Passing Standard	Com-mend
9		NSE			NSE												
10	2282	92	17	2063	38	0				2045	38	0		NSE			
11		NSE			NSE						NSE			NSE			
Total	---	92	17	---	38	0				---	38	0		---			

English TAKS-Modified Results % Passing, Spring 2008: Students with Disabilities																	
Grade	Reading / ELA			Mathematics			Writing			Science			Social Studies			All Tests Taken	
	Scale Score	Passing Standard	Com-mend	Scale Score	Passing Standard	Com-mend	Scale Score	Passing Standard	Com-mend	Scale Score	Passing Standard	Com-mend	Scale Score	Passing Standard	Com-mend	Passing Standard	Com-mend
9																	
10	*	*	*														
11																	
Total	---	*	*														

NSE: No Standard Established

* Fewer than 5 students tested

For grades and subjects with multiple test administrations, the first administration results are used.

English TAKS Results % Passing, Spring 2009: Students with Disabilities																	
5 Grade	Reading / ELA			Mathematics			Writing			Science			Social Studies			All Tests Taken	
	Scale Score	Passing Standard	Com-mend	Scale Score	Passing Standard	Com-mend	Scale Score	Passing Standard	Com-mend	Scale Score	Passing Standard	Com-mend	Scale Score	Passing Standard	Com-mend	Passing Standard	Com-mend
Neither English TAKS nor TAKS-A was tested on the campus for this group in 2009.																	

English TAKS Results % Passing, Spring 2008: Students with Disabilities																	
5 Grade	Reading / ELA			Mathematics			Writing			Science			Social Studies			All Tests Taken	
	Scale Score	Passing Standard	Com-mend	Scale Score	Passing Standard	Com-mend	Scale Score	Passing Standard	Com-mend	Scale Score	Passing Standard	Com-mend	Scale Score	Passing Standard	Com-mend	Passing Standard	Com-mend
9	2021	34	1	1901	9	0										9	0
10	2064	36	2	1926	2	2				1915	9	0	2054	32	5	4	0
11	2103	58	0	1966	17	0				2004	20	0	2148	67	0	9	0
Total	---	38	1	---	9	1				---	13	0	---	44	3	8	0

Spanish TAKS Results % Passing, Spring 2009: Students with Disabilities														
5 Grade	Reading / ELA			Mathematics			Writing			Science			All Tests Taken	
	Scale Score	Passing Standard	Com-mend	Scale Score	Passing Standard	Com-mend	Scale Score	Passing Standard	Com-mend	Scale Score	Passing Standard	Com-mend	Passing Standard	Com-mend
Neither Spanish TAKS nor TAKS-A was tested on the campus for this group in 2009.														

Spanish TAKS Results % Passing, Spring 2008: Students with Disabilities														
5 Grade	Reading / ELA			Mathematics			Writing			Science			All Tests Taken	
	Scale Score	Passing Standard	Com-mend	Scale Score	Passing Standard	Com-mend	Scale Score	Passing Standard	Com-mend	Scale Score	Passing Standard	Com-mend	Passing Standard	Com-mend
Neither Spanish TAKS nor TAKS-A was tested on the campus for this group in 2008.														

* Fewer than 5 students tested

For grades and subjects with multiple test administrations, the first administration results are used.

English TAKS-Alternate Results % Passing, Spring 2009: Students with Disabilities																	
Grade	Reading / ELA			Mathematics			Writing			Science			Social Studies			All Tests Taken	
	Scale Score	Passing Standard	Com-mend	Scale Score	Passing Standard	Com-mend	Scale Score	Passing Standard	Com-mend	Scale Score	Passing Standard	Com-mend	Scale Score	Passing Standard	Com-mend	Passing Standard	Com-mend
5																	
English TAKS-Alt was not tested on the campus for this group in 2009.																	

English TAKS-Alternate Results % Passing, Spring 2008: Students with Disabilities																	
Grade	Reading / ELA			Mathematics			Writing			Science			Social Studies			All Tests Taken	
	Scale Score	Passing Standard	Com-mend	Scale Score	Passing Standard	Com-mend	Scale Score	Passing Standard	Com-mend	Scale Score	Passing Standard	Com-mend	Scale Score	Passing Standard	Com-mend	Passing Standard	Com-mend
9		100	0		100	11										100	0
10		100	0		100	0					100	0		100	0	100	0
11		100	0		100	0					100	0		100	20	100	0
Total		100	0		100	4					100	0		100	6	100	0

English TAKS-Modified Results % Passing, Spring 2009: Students with Disabilities																	
Grade	Reading / ELA			Mathematics			Writing			Science			Social Studies			All Tests Taken	
	Scale Score	Passing Standard	Com-mend	Scale Score	Passing Standard	Com-mend	Scale Score	Passing Standard	Com-mend	Scale Score	Passing Standard	Com-mend	Scale Score	Passing Standard	Com-mend	Passing Standard	Com-mend
5																	
English TAKS-M was not tested on the campus for this group in 2009.																	

English TAKS-Modified Results % Passing, Spring 2008: Students with Disabilities																		
Grade	Reading / ELA			Mathematics			Writing			Science			Social Studies			All Tests Taken		
	Scale Score	Passing Standard	Com-mend	Scale Score	Passing Standard	Com-mend	Scale Score	Passing Standard	Com-mend	Scale Score	Passing Standard	Com-mend	Scale Score	Passing Standard	Com-mend	Passing Standard	Com-mend	
9																		
10	2139	67	0	2058	28	0				2007	18	0						
11																		
Total	---	67	0	---	28	0				---	18	0						

NSE: No Standard Established

* Fewer than 5 students tested

For grades and subjects with multiple test administrations, the first administration results are used.

English TAKS Results % Passing, Spring 2009: Students with Disabilities																	
310 Grade	Reading / ELA			Mathematics			Writing			Science			Social Studies			All Tests Taken	
	Scale Score	Passing Standard	Com-mend	Scale Score	Passing Standard	Com-mend	Scale Score	Passing Standard	Com-mend	Scale Score	Passing Standard	Com-mend	Scale Score	Passing Standard	Com-mend	Passing Standard	Com-mend
9	2005	20	0	1772	0	0										0	0
10	2038	24	0	1967	14	0				1980	22	2	2101	52	2	4	0
11	2095	53	0	2009	26	0				2048	28	0	2177	68	5	19	0
Total	---	32	0	---	17	0				---	24	2	---	57	3	8	0

Spanish TAKS Results % Passing, Spring 2009: Students with Disabilities														
310 Grade	Reading / ELA			Mathematics			Writing			Science			All Tests Taken	
	Scale Score	Passing Standard	Com-mend	Scale Score	Passing Standard	Com-mend	Scale Score	Passing Standard	Com-mend	Scale Score	Passing Standard	Com-mend	Passing Standard	Com-mend
Neither Spanish TAKS nor TAKS-A was tested on the campus for this group in 2009.														

* Fewer than 5 students tested

For grades and subjects with multiple test administrations, the first administration results are used.

English TAKS-Alternate Results % Passing, Spring 2009: Students with Disabilities																		
310 Grade	Reading / ELA			Mathematics			Writing			Science			Social Studies			All Tests Taken		
	Scale Score	Passing Standard	Com-mend	Scale Score	Passing Standard	Com-mend	Scale Score	Passing Standard	Com-mend	Scale Score	Passing Standard	Com-mend	Scale Score	Passing Standard	Com-mend	Passing Standard	Com-mend	
9																		
10		*	*		*	*					*	*		*	*	*	*	
11		89	0		100	0					67	0		100	0	67	0	
Total		85	0		100	0					77	8		100	8	69	0	

English TAKS-Modified Results % Passing, Spring 2009: Students with Disabilities																		
310 Grade	Reading / ELA			Mathematics			Writing			Science			Social Studies			All Tests Taken		
	Scale Score	Passing Standard	Com-mend	Scale Score	Passing Standard	Com-mend	Scale Score	Passing Standard	Com-mend	Scale Score	Passing Standard	Com-mend	Scale Score	Passing Standard	Com-mend	Passing Standard	Com-mend	
9		NSE			NSE													
10	2223	91	9	2070	29	0				2067	36	0		NSE				
11		NSE			NSE						NSE			NSE				
Total	---	91	9	---	29	0				---	36	0	---					

NSE: No Standard Established

* Fewer than 5 students tested

For grades and subjects with multiple test administrations, the first administration results are used.

English TAKS Results % Passing, Spring 2009: Students with Disabilities																	
309 Grade	Reading / ELA			Mathematics			Writing			Science			Social Studies			All Tests Taken	
	Scale Score	Passing Standard	Com-mend	Scale Score	Passing Standard	Com-mend	Scale Score	Passing Standard	Com-mend	Scale Score	Passing Standard	Com-mend	Scale Score	Passing Standard	Com-mend	Passing Standard	Com-mend
9	2044	43	0	1913	12	0										9	0
10	*	*	*	*	*	*				*	*	*	*	*	*	*	*
Total	---	41	0	---	11	0				---	*	*	---	*	*	8	0

Spanish TAKS Results % Passing, Spring 2009: Students with Disabilities															
309 Grade	Reading / ELA			Mathematics			Writing			Science			All Tests Taken		
	Scale Score	Passing Standard	Com-mend	Scale Score	Passing Standard	Com-mend	Scale Score	Passing Standard	Com-mend	Scale Score	Passing Standard	Com-mend	Passing Standard	Com-mend	
Neither Spanish TAKS nor TAKS-A was tested on the campus for this group in 2009.															

* Fewer than 5 students tested

For grades and subjects with multiple test administrations, the first administration results are used.

English TAKS-Alternate Results % Passing, Spring 2009: Students with Disabilities																	
309 Grade	Reading / ELA			Mathematics			Writing			Science			Social Studies			All Tests Taken	
	Scale Score	Passing Standard	Com-mend	Scale Score	Passing Standard	Com-mend	Scale Score	Passing Standard	Com-mend	Scale Score	Passing Standard	Com-mend	Scale Score	Passing Standard	Com-mend	Passing Standard	Com-mend
9		75	0		75	0										75	0
10																	
Total		75	0		75	0										75	0

English TAKS-Modified Results % Passing, Spring 2009: Students with Disabilities																	
309 Grade	Reading / ELA			Mathematics			Writing			Science			Social Studies			All Tests Taken	
	Scale Score	Passing Standard	Com-mend	Scale Score	Passing Standard	Com-mend	Scale Score	Passing Standard	Com-mend	Scale Score	Passing Standard	Com-mend	Scale Score	Passing Standard	Com-mend	Passing Standard	Com-mend
9		NSE			NSE												
10																	
Total	---			---													

NSE: No Standard Established

* Fewer than 5 students tested

For grades and subjects with multiple test administrations, the first administration results are used.

English TAKS Results % Passing, Spring 2009: Students with Disabilities																	
33 Grade	Reading / ELA			Mathematics			Writing			Science			Social Studies			All Tests Taken	
	Scale Score	Passing Standard	Com-mend	Scale Score	Passing Standard	Com-mend	Scale Score	Passing Standard	Com-mend	Scale Score	Passing Standard	Com-mend	Scale Score	Passing Standard	Com-mend	Passing Standard	Com-mend
9	2076	38	0	1963	16	4										15	0
10	2077	39	4	1959	11	0				1944	11	0	2113	54	4	0	0
11	2096	56	0	2004	32	0				2071	37	4	2200	75	11	29	0
Total	---	44	1	---	20	1				---	24	2	---	64	7	15	0

English TAKS Results % Passing, Spring 2008: Students with Disabilities																	
33 Grade	Reading / ELA			Mathematics			Writing			Science			Social Studies			All Tests Taken	
	Scale Score	Passing Standard	Com-mend	Scale Score	Passing Standard	Com-mend	Scale Score	Passing Standard	Com-mend	Scale Score	Passing Standard	Com-mend	Scale Score	Passing Standard	Com-mend	Passing Standard	Com-mend
9	2071	48	4	1915	0	0										0	0
10	2085	44	0	1938	9	0				1958	15	0	2071	42	3	3	0
11	2144	70	0	2038	33	5				2097	43	0	2191	74	5	25	0
Total	---	52	1	---	13	1				---	26	0	---	54	4	9	0

Spanish TAKS Results % Passing, Spring 2009: Students with Disabilities														
33 Grade	Reading / ELA			Mathematics			Writing			Science			All Tests Taken	
	Scale Score	Passing Standard	Com-mend	Scale Score	Passing Standard	Com-mend	Scale Score	Passing Standard	Com-mend	Scale Score	Passing Standard	Com-mend	Passing Standard	Com-mend
Neither Spanish TAKS nor TAKS-A was tested on the campus for this group in 2009.														

Spanish TAKS Results % Passing, Spring 2008: Students with Disabilities														
33 Grade	Reading / ELA			Mathematics			Writing			Science			All Tests Taken	
	Scale Score	Passing Standard	Com-mend	Scale Score	Passing Standard	Com-mend	Scale Score	Passing Standard	Com-mend	Scale Score	Passing Standard	Com-mend	Passing Standard	Com-mend
Neither Spanish TAKS nor TAKS-A was tested on the campus for this group in 2008.														

* Fewer than 5 students tested

For grades and subjects with multiple test administrations, the first administration results are used.

English TAKS-Alternate Results % Passing, Spring 2009: Students with Disabilities

33 Grade	Reading / ELA			Mathematics			Writing			Science			Social Studies			All Tests Taken	
	Scale Score	Passing Standard	Com-mend	Scale Score	Passing Standard	Com-mend	Scale Score	Passing Standard	Com-mend	Scale Score	Passing Standard	Com-mend	Scale Score	Passing Standard	Com-mend	Passing Standard	Com-mend

English TAKS-Alt was not tested on the campus for this group in 2009.

English TAKS-Alternate Results % Passing, Spring 2008: Students with Disabilities

33 Grade	Reading / ELA			Mathematics			Writing			Science			Social Studies			All Tests Taken	
	Scale Score	Passing Standard	Com-mend	Scale Score	Passing Standard	Com-mend	Scale Score	Passing Standard	Com-mend	Scale Score	Passing Standard	Com-mend	Scale Score	Passing Standard	Com-mend	Passing Standard	Com-mend

English TAKS-Alt was not tested on the campus for this group in 2008.

English TAKS-Modified Results % Passing, Spring 2009: Students with Disabilities

33 Grade	Reading / ELA			Mathematics			Writing			Science			Social Studies			All Tests Taken	
	Scale Score	Passing Standard	Com-mend	Scale Score	Passing Standard	Com-mend	Scale Score	Passing Standard	Com-mend	Scale Score	Passing Standard	Com-mend	Scale Score	Passing Standard	Com-mend	Passing Standard	Com-mend
9		NSE			NSE												
10	2127	44	13	2056	31	0				2026	25	0		NSE			
11		NSE			NSE						NSE			NSE			
Total	---	44	13	---	31	0				---	25	0	---				

English TAKS-Modified Results % Passing, Spring 2008: Students with Disabilities

33 Grade	Reading / ELA			Mathematics			Writing			Science			Social Studies			All Tests Taken	
	Scale Score	Passing Standard	Com-mend	Scale Score	Passing Standard	Com-mend	Scale Score	Passing Standard	Com-mend	Scale Score	Passing Standard	Com-mend	Scale Score	Passing Standard	Com-mend	Passing Standard	Com-mend
9																	
10	2077	35	4	2079	33	0				1974	13	0					
11																	
Total	---	35	4	---	33	0				---	13	0					

NSE: No Standard Established

* Fewer than 5 students tested

For grades and subjects with multiple test administrations, the first administration results are used.

English TAKS Results % Passing, Spring 2009: Students with Disabilities																	
7 Grade	Reading / ELA			Mathematics			Writing			Science			Social Studies			All Tests Taken	
	Scale Score	Passing Standard	Com-mend	Scale Score	Passing Standard	Com-mend	Scale Score	Passing Standard	Com-mend	Scale Score	Passing Standard	Com-mend	Scale Score	Passing Standard	Com-mend	Passing Standard	Com-mend
9	*	*	*	*	*	*										0	0
10																	
11	*	*	*	*	*	*				*	*	*	*	*	*	*	*
Total	---	50	0	---	0	0				---	*	*	---	*	*	0	0

English TAKS Results % Passing, Spring 2008: Students with Disabilities																	
7 Grade	Reading / ELA			Mathematics			Writing			Science			Social Studies			All Tests Taken	
	Scale Score	Passing Standard	Com-mend	Scale Score	Passing Standard	Com-mend	Scale Score	Passing Standard	Com-mend	Scale Score	Passing Standard	Com-mend	Scale Score	Passing Standard	Com-mend	Passing Standard	Com-mend
9	2041	40	0	*	*	*										29	0
10	2066	20	0	1896	0	0				1911	0	0	2070	20	0	0	0
11	*	*	*	*	*	*				*	*	*	*	*	*	*	*
Total	---	31	0	---	11	0				---	13	0	---	38	0	19	0

Spanish TAKS Results % Passing, Spring 2009: Students with Disabilities														
7 Grade	Reading / ELA			Mathematics			Writing			Science			All Tests Taken	
	Scale Score	Passing Standard	Com-mend	Scale Score	Passing Standard	Com-mend	Scale Score	Passing Standard	Com-mend	Scale Score	Passing Standard	Com-mend	Passing Standard	Com-mend
Neither Spanish TAKS nor TAKS-A was tested on the campus for this group in 2009.														

Spanish TAKS Results % Passing, Spring 2008: Students with Disabilities														
7 Grade	Reading / ELA			Mathematics			Writing			Science			All Tests Taken	
	Scale Score	Passing Standard	Com-mend	Scale Score	Passing Standard	Com-mend	Scale Score	Passing Standard	Com-mend	Scale Score	Passing Standard	Com-mend	Passing Standard	Com-mend
Neither Spanish TAKS nor TAKS-A was tested on the campus for this group in 2008.														

* Fewer than 5 students tested

For grades and subjects with multiple test administrations, the first administration results are used.

English TAKS-Alternate Results % Passing, Spring 2009: Students with Disabilities																	
Grade	Reading / ELA			Mathematics			Writing			Science			Social Studies			All Tests Taken	
	Scale Score	Passing Standard	Com-mend	Scale Score	Passing Standard	Com-mend	Scale Score	Passing Standard	Com-mend	Scale Score	Passing Standard	Com-mend	Scale Score	Passing Standard	Com-mend	Passing Standard	Com-mend
9		*	*		*	*										*	*
10		83	17		83	33					100	67		83	50	83	17
11		60	40		60	20					80	40		60	20	60	20
Total		80	33		80	33					91	55		73	36	80	27

English TAKS-Alternate Results % Passing, Spring 2008: Students with Disabilities																	
Grade	Reading / ELA			Mathematics			Writing			Science			Social Studies			All Tests Taken	
	Scale Score	Passing Standard	Com-mend	Scale Score	Passing Standard	Com-mend	Scale Score	Passing Standard	Com-mend	Scale Score	Passing Standard	Com-mend	Scale Score	Passing Standard	Com-mend	Passing Standard	Com-mend
9		100	0		100	0										100	0
10		*	*		*	*					*	*		*	*	*	*
11		*	*		*	*					*	*		*	*	*	*
Total		100	0		100	0					*	*		*	*	100	0

English TAKS-Modified Results % Passing, Spring 2009: Students with Disabilities																	
Grade	Reading / ELA			Mathematics			Writing			Science			Social Studies			All Tests Taken	
	Scale Score	Passing Standard	Com-mend	Scale Score	Passing Standard	Com-mend	Scale Score	Passing Standard	Com-mend	Scale Score	Passing Standard	Com-mend	Scale Score	Passing Standard	Com-mend	Passing Standard	Com-mend
9		NSE			NSE												
10	2254	79	24	2084	43	0				2084	50	0		NSE			
11		NSE			NSE						NSE			NSE			
Total	---	79	24	---	43	0				---	50	0	---				

English TAKS-Modified Results % Passing, Spring 2008: Students with Disabilities																	
Grade	Reading / ELA			Mathematics			Writing			Science			Social Studies			All Tests Taken	
	Scale Score	Passing Standard	Com-mend	Scale Score	Passing Standard	Com-mend	Scale Score	Passing Standard	Com-mend	Scale Score	Passing Standard	Com-mend	Scale Score	Passing Standard	Com-mend	Passing Standard	Com-mend
9																	
10	2161	57	7	2031	16	0				2000	26	0					
11																	
Total	---	57	7	---	16	0				---	26	0					

NSE: No Standard Established

* Fewer than 5 students tested

For grades and subjects with multiple test administrations, the first administration results are used.

English TAKS Results % Passing, Spring 2009: Students with Disabilities																	
308 Grade	Reading / ELA			Mathematics			Writing			Science			Social Studies			All Tests Taken	
	Scale Score	Passing Standard	Com-mend	Scale Score	Passing Standard	Com-mend	Scale Score	Passing Standard	Com-mend	Scale Score	Passing Standard	Com-mend	Scale Score	Passing Standard	Com-mend	Passing Standard	Com-mend
9	*	■*	*	*	■*	*		■			■			■		■*	*
Total	---	■*	*	---	■*	*		■			■			■		■*	*

Spanish TAKS Results % Passing, Spring 2009: Students with Disabilities															
308 Grade	Reading / ELA			Mathematics			Writing			Science			All Tests Taken		
	Scale Score	Passing Standard	Com-mend	Scale Score	Passing Standard	Com-mend	Scale Score	Passing Standard	Com-mend	Scale Score	Passing Standard	Com-mend	Passing Standard	Com-mend	
		<div></div>			<div></div>			<div></div>			<div></div>		<div></div>	<div></div>	
Neither Spanish TAKS nor TAKS-A was tested on the campus for this group in 2009.															

* Fewer than 5 students tested

For grades and subjects with multiple test administrations, the first administration results are used.

English TAKS-Alternate Results % Passing, Spring 2009: Students with Disabilities																	
308 Grade	Reading / ELA			Mathematics			Writing			Science			Social Studies			All Tests Taken	
	Scale Score	Passing Standard	Com-mend	Scale Score	Passing Standard	Com-mend	Scale Score	Passing Standard	Com-mend	Scale Score	Passing Standard	Com-mend	Scale Score	Passing Standard	Com-mend	Passing Standard	Com-mend
English TAKS-Alt was not tested on the campus for this group in 2009.																	

English TAKS-Modified Results % Passing, Spring 2009: Students with Disabilities																	
308 Grade	Reading / ELA			Mathematics			Writing			Science			Social Studies			All Tests Taken	
	Scale Score	Passing Standard	Com-mend	Scale Score	Passing Standard	Com-mend	Scale Score	Passing Standard	Com-mend	Scale Score	Passing Standard	Com-mend	Scale Score	Passing Standard	Com-mend	Passing Standard	Com-mend
English TAKS-M was not tested on the campus for this group in 2009.																	

NSE: No Standard Established

* Fewer than 5 students tested

For grades and subjects with multiple test administrations, the first administration results are used.

English TAKS Results % Passing, Spring 2009: Students with Disabilities																	
16 Grade	Reading / ELA			Mathematics			Writing			Science			Social Studies			All Tests Taken	
	Scale Score	Passing Standard	Com-mend	Scale Score	Passing Standard	Com-mend	Scale Score	Passing Standard	Com-mend	Scale Score	Passing Standard	Com-mend	Scale Score	Passing Standard	Com-mend	Passing Standard	Com-mend
9	2016	30	0	1867	0	0										5	0
10	2020	20	0	1936	0	0				1934	5	0	2080	45	5	0	0
11	2170	77	8	2109	45	9				2112	69	8	2244	83	17	38	8
Total	---	37	2	---	9	2				---	31	3	---	59	9	9	1

English TAKS Results % Passing, Spring 2008: Students with Disabilities																	
16 Grade	Reading / ELA			Mathematics			Writing			Science			Social Studies			All Tests Taken	
	Scale Score	Passing Standard	Com-mend	Scale Score	Passing Standard	Com-mend	Scale Score	Passing Standard	Com-mend	Scale Score	Passing Standard	Com-mend	Scale Score	Passing Standard	Com-mend	Passing Standard	Com-mend
9	2024	31	0	1900	12	0										12	0
10	2072	47	0	1939	6	6				1953	29	6	2089	50	13	4	0
11	1984	30	0	2018	43	0				2029	25	0	2151	50	0	9	0
Total	---	36	0	---	14	2				---	28	4	---	50	8	9	0

Spanish TAKS Results % Passing, Spring 2009: Students with Disabilities														
16 Grade	Reading / ELA			Mathematics			Writing			Science			All Tests Taken	
	Scale Score	Passing Standard	Com-mend	Scale Score	Passing Standard	Com-mend	Scale Score	Passing Standard	Com-mend	Scale Score	Passing Standard	Com-mend	Passing Standard	Com-mend
Neither Spanish TAKS nor TAKS-A was tested on the campus for this group in 2009.														

Spanish TAKS Results % Passing, Spring 2008: Students with Disabilities														
16 Grade	Reading / ELA			Mathematics			Writing			Science			All Tests Taken	
	Scale Score	Passing Standard	Com-mend	Scale Score	Passing Standard	Com-mend	Scale Score	Passing Standard	Com-mend	Scale Score	Passing Standard	Com-mend	Passing Standard	Com-mend
Neither Spanish TAKS nor TAKS-A was tested on the campus for this group in 2008.														

* Fewer than 5 students tested

For grades and subjects with multiple test administrations, the first administration results are used.

English TAKS-Alternate Results % Passing, Spring 2009: Students with Disabilities																	
Grade	Reading / ELA			Mathematics			Writing			Science			Social Studies			All Tests Taken	
	Scale Score	Passing Standard	Com-mend	Scale Score	Passing Standard	Com-mend	Scale Score	Passing Standard	Com-mend	Scale Score	Passing Standard	Com-mend	Scale Score	Passing Standard	Com-mend	Passing Standard	Com-mend
9		*	*		*	*										*	*
10		*	*		*	*					*	*		*	*	*	0
11		*	*		*	*					*	*		*	*	*	*
Total		0	0		0	0					*	*		*	*	0	0

English TAKS-Alternate Results % Passing, Spring 2008: Students with Disabilities																	
Grade	Reading / ELA			Mathematics			Writing			Science			Social Studies			All Tests Taken	
	Scale Score	Passing Standard	Com-mend	Scale Score	Passing Standard	Com-mend	Scale Score	Passing Standard	Com-mend	Scale Score	Passing Standard	Com-mend	Scale Score	Passing Standard	Com-mend	Passing Standard	Com-mend
9		*	*		*	*										*	*
10		*	*		*	*					*	*		*	*	*	*
11		*	*		*	*					*	*		*	*	*	*
Total		*	*		*	*					*	*		*	*	*	*

English TAKS-Modified Results % Passing, Spring 2009: Students with Disabilities																	
Grade	Reading / ELA			Mathematics			Writing			Science			Social Studies			All Tests Taken	
	Scale Score	Passing Standard	Com-mend	Scale Score	Passing Standard	Com-mend	Scale Score	Passing Standard	Com-mend	Scale Score	Passing Standard	Com-mend	Scale Score	Passing Standard	Com-mend	Passing Standard	Com-mend
9		NSE			NSE												
10	2165	59	18	1969	21	0				1891	23	0		NSE			
11		NSE			NSE						NSE			NSE			
Total	---	59	18	---	21	0				---	23	0	---				

English TAKS-Modified Results % Passing, Spring 2008: Students with Disabilities																	
Grade	Reading / ELA			Mathematics			Writing			Science			Social Studies			All Tests Taken	
	Scale Score	Passing Standard	Com-mend	Scale Score	Passing Standard	Com-mend	Scale Score	Passing Standard	Com-mend	Scale Score	Passing Standard	Com-mend	Scale Score	Passing Standard	Com-mend	Passing Standard	Com-mend
9																	
10	2056	47	0	2019	7	0				1873	8	0					
11																	
Total	---	47	0	---	7	0				---	8	0					

NSE: No Standard Established

* Fewer than 5 students tested

For grades and subjects with multiple test administrations, the first administration results are used.

English TAKS Results % Passing, Spring 2009: Students with Disabilities																	
18 Grade	Reading / ELA			Mathematics			Writing			Science			Social Studies			All Tests Taken	
	Scale Score	Passing Standard	Com-mend	Scale Score	Passing Standard	Com-mend	Scale Score	Passing Standard	Com-mend	Scale Score	Passing Standard	Com-mend	Scale Score	Passing Standard	Com-mend	Passing Standard	Com-mend
9	2040	33	5	1877	5	0										4	0
10	2062	38	0	1947	0	0				1980	16	0	2090	56	0	0	0
11	2032	33	0	2059	23	0				2042	23	0	2145	64	0	13	0
Total	---	35	2	---	8	0				---	19	0	---	59	0	5	0

English TAKS Results % Passing, Spring 2008: Students with Disabilities																	
18 Grade	Reading / ELA			Mathematics			Writing			Science			Social Studies			All Tests Taken	
	Scale Score	Passing Standard	Com-mend	Scale Score	Passing Standard	Com-mend	Scale Score	Passing Standard	Com-mend	Scale Score	Passing Standard	Com-mend	Scale Score	Passing Standard	Com-mend	Passing Standard	Com-mend
9	2028	34	5	1919	9	3										9	2
10	2063	28	0	1962	12	0				1911	8	0	2063	38	4	6	0
11	2129	67	0	2024	16	0				2036	37	0	2182	67	11	10	0
Total	---	39	2	---	11	1				---	20	0	---	50	7	8	1

Spanish TAKS Results % Passing, Spring 2009: Students with Disabilities														
18 Grade	Reading / ELA			Mathematics			Writing			Science			All Tests Taken	
	Scale Score	Passing Standard	Com-mend	Scale Score	Passing Standard	Com-mend	Scale Score	Passing Standard	Com-mend	Scale Score	Passing Standard	Com-mend	Passing Standard	Com-mend
Neither Spanish TAKS nor TAKS-A was tested on the campus for this group in 2009.														

Spanish TAKS Results % Passing, Spring 2008: Students with Disabilities														
18 Grade	Reading / ELA			Mathematics			Writing			Science			All Tests Taken	
	Scale Score	Passing Standard	Com-mend	Scale Score	Passing Standard	Com-mend	Scale Score	Passing Standard	Com-mend	Scale Score	Passing Standard	Com-mend	Passing Standard	Com-mend
Neither Spanish TAKS nor TAKS-A was tested on the campus for this group in 2008.														

* Fewer than 5 students tested

For grades and subjects with multiple test administrations, the first administration results are used.

English TAKS-Alternate Results % Passing, Spring 2009: Students with Disabilities																	
Grade	Reading / ELA			Mathematics			Writing			Science			Social Studies			All Tests Taken	
	Scale Score	Passing Standard	Com-mend	Scale Score	Passing Standard	Com-mend	Scale Score	Passing Standard	Com-mend	Scale Score	Passing Standard	Com-mend	Scale Score	Passing Standard	Com-mend	Passing Standard	Com-mend
9		*	*		*	*										*	*
10	100	60		100	60					100	60		100	60		100	60
11	100	57		100	57					100	57		100	57		100	57
Total	100	50		100	50					100	58		100	58		100	50

English TAKS-Alternate Results % Passing, Spring 2008: Students with Disabilities																	
Grade	Reading / ELA			Mathematics			Writing			Science			Social Studies			All Tests Taken	
	Scale Score	Passing Standard	Com-mend	Scale Score	Passing Standard	Com-mend	Scale Score	Passing Standard	Com-mend	Scale Score	Passing Standard	Com-mend	Scale Score	Passing Standard	Com-mend	Passing Standard	Com-mend
9	100	100		100	100											100	100
10	100	100		100	100					100	100		100	100		100	100
11	*	*		*	*					*	*		*	*		*	*
Total	100	100		100	100					100	100		100	100		100	100

English TAKS-Modified Results % Passing, Spring 2009: Students with Disabilities																	
Grade	Reading / ELA			Mathematics			Writing			Science			Social Studies			All Tests Taken	
	Scale Score	Passing Standard	Com-mend	Scale Score	Passing Standard	Com-mend	Scale Score	Passing Standard	Com-mend	Scale Score	Passing Standard	Com-mend	Scale Score	Passing Standard	Com-mend	Passing Standard	Com-mend
9		NSE			NSE												
10	2245	91	4	2157	75	0				2019	38	0		NSE			
11		NSE			NSE						NSE			NSE			
Total	---	91	4	---	75	0				---	38	0	---				

English TAKS-Modified Results % Passing, Spring 2008: Students with Disabilities																	
Grade	Reading / ELA			Mathematics			Writing			Science			Social Studies			All Tests Taken	
	Scale Score	Passing Standard	Com-mend	Scale Score	Passing Standard	Com-mend	Scale Score	Passing Standard	Com-mend	Scale Score	Passing Standard	Com-mend	Scale Score	Passing Standard	Com-mend	Passing Standard	Com-mend
9																	
10	2146	64	5	2048	30	0				2018	21	0					
11																	
Total	---	64	5	---	30	0				---	21	0					

NSE: No Standard Established

* Fewer than 5 students tested

For grades and subjects with multiple test administrations, the first administration results are used.

**SOUTH REGION
SPECIAL EDUCATION
TAKS PERFORMANCE
SPRING 2009**

South Region

English TAKS Results % Passing, Spring 2009: Students with Disabilities																	
705 Grade	Reading / ELA			Mathematics			Writing			Science			Social Studies			All Tests Taken	
	Scale Score	Passing Standard	Com-mend	Scale Score	Passing Standard	Com-mend	Scale Score	Passing Standard	Com-mend	Scale Score	Passing Standard	Com-mend	Scale Score	Passing Standard	Com-mend	Passing Standard	Com-mend
3	2158	68	21	2091	55	9											
4	2138	67	13	2192	67	26	2254	66	19							54	4
5	2092	59	2	2180	63	22				2195	68	22					
6	2022	32	5	1968	25	6										21	0
7	2011	27	3	2001	24	0	2108	50	2							19	1
8	2080	52	5	2029	27	3				1931	18	1	2144	56	13		
9	2024	36	2	1913	7	1										7	1
10	2033	27	0	1949	7	0				1931	9	1	2062	39	3	3	0
11	2082	47	2	2032	30	4				2071	36	4	2203	76	13	27	1
Total	---	42	4	---	28	6	---	56	9	---	27	5	---	55	10	18	1

English TAKS Results % Passing, Spring 2008: Students with Disabilities																	
705 Grade	Reading / ELA			Mathematics			Writing			Science			Social Studies			All Tests Taken	
	Scale Score	Passing Standard	Com-mend	Scale Score	Passing Standard	Com-mend	Scale Score	Passing Standard	Com-mend	Scale Score	Passing Standard	Com-mend	Scale Score	Passing Standard	Com-mend	Passing Standard	Com-mend
3	2110	53	12	2100	60	3											
4	2051	45	4	2074	51	10	2119	47	6							29	2
5	1968	31	4	2025	35	8				2044	39	13					
6	2054	45	9	1908	21	3										22	3
7	2021	35	0	1985	17	2	2078	43	2							11	0
8	2058	47	7	1982	18	1				1874	13	1	2118	52	8		
9	1986	24	2	1827	7	2										8	1
10	2058	33	0	1875	6	1				1919	8	0	2059	42	4	4	0
11	2075	46	3	1962	26	1				2046	34	0	2176	67	8	19	0
Total	---	37	4	---	23	3	---	45	4	---	21	3	---	52	7	14	1

Spanish TAKS Results % Passing, Spring 2009: Students with Disabilities														
705 Grade	Reading / ELA			Mathematics			Writing			Science			All Tests Taken	
	Scale Score	Passing Standard	Com-mend	Scale Score	Passing Standard	Com-mend	Scale Score	Passing Standard	Com-mend	Scale Score	Passing Standard	Com-mend	Passing Standard	Com-mend
3	1995	25	0	2024	25	13								
4	2056	60	0	2136	78	33	2202	60	10				60	0
5														
6														
Total	---	44	0	---	53	24	---	60	10				60	0

* Fewer than 5 students tested

Spanish TAKS Results % Passing, Spring 2008: Students with Disabilities														
705 Grade	Reading / ELA			Mathematics			Writing			Science			All Tests Taken	
	Scale Score	Passing Standard	Com-mend	Scale Score	Passing Standard	Com-mend	Scale Score	Passing Standard	Com-mend	Scale Score	Passing Standard	Com-mend	Passing Standard	Com-mend
3	2094	50	6	2109	53	11								
4	2202	78	11	2220	80	20	2315	88	13				55	0
5	*	*	*	*	*	*				*	*	*		
6														
Total	---	63	13	---	66	13	---	88	13	---	*	*	55	0

For grades and subjects with multiple test administrations, the first administration results are used.

South Region

English TAKS-Alternate Results % Passing, Spring 2009: Students with Disabilities																	
705 Grade	Reading / ELA			Mathematics			Writing			Science			Social Studies			All Tests Taken	
	Scale Score	Passing Standard	Com-mend	Scale Score	Passing Standard	Com-mend	Scale Score	Passing Standard	Com-mend	Scale Score	Passing Standard	Com-mend	Scale Score	Passing Standard	Com-mend	Passing Standard	Com-mend
3		69	3		76	7										69	0
4		76	4		84	8		76	0							68	0
5		81	0		85	4					88	8				77	0
6		58	12		62	15										58	12
7		73	10		97	7		80	7							70	3
8		81	4		89	11					100	7		81	4	67	4
9		88	0		92	0										88	0
10		84	0		94	0					94	0		94	0	85	0
11		95	5		95	5					95	5		95	5	95	5
Total		78	4		86	6		78	4		94	5		90	2	75	2

English TAKS-Alternate Results % Passing, Spring 2008: Students with Disabilities																	
705 Grade	Reading / ELA			Mathematics			Writing			Science			Social Studies			All Tests Taken	
	Scale Score	Passing Standard	Com-mend	Scale Score	Passing Standard	Com-mend	Scale Score	Passing Standard	Com-mend	Scale Score	Passing Standard	Com-mend	Scale Score	Passing Standard	Com-mend	Passing Standard	Com-mend
3		22	0		26	0										19	0
4		50	0		61	6		61	6							50	0
5		78	4		74	4					78	0				74	0
6		71	3		68	3										68	3
7		58	16		61	13		55	10							55	10
8		55	9		64	9					59	9		59	9	55	9
9		0	0		0	0										0	0
10		16	0		16	0					17	0		20	0	12	0
11		7	0		7	0					7	0		7	0	7	0
Total		41	4		43	4		57	8		43	2		31	3	39	3

English TAKS-Modified Results % Passing, Spring 2009: Students with Disabilities																	
705 Grade	Reading / ELA			Mathematics			Writing			Science			Social Studies			All Tests Taken	
	Scale Score	Passing Standard	Com-mend	Scale Score	Passing Standard	Com-mend	Scale Score	Passing Standard	Com-mend	Scale Score	Passing Standard	Com-mend	Scale Score	Passing Standard	Com-mend	Passing Standard	Com-mend
3	2248	84	20	2275	82	27											
4	2214	78	15	2237	80	20		NSE									
5	2226	77	18	2243	82	22				2111	52	13					
6	2217	81	14	2174	73	12											
7	2219	78	11	2203	66	17		NSE									
8	2157	63	8	2100	54	4				2068	46	2		NSE			
9		NSE			NSE												
10	2195	69	15	2063	30	0				2065	38	5		NSE			
11		NSE			NSE						NSE			NSE			
Total	---	75	14	---	68	15	---			---	47	8	---				

English TAKS-Modified Results % Passing, Spring 2008: Students with Disabilities																	
705 Grade	Reading / ELA			Mathematics			Writing			Science			Social Studies			All Tests Taken	
	Scale Score	Passing Standard	Com-mend	Scale Score	Passing Standard	Com-mend	Scale Score	Passing Standard	Com-mend	Scale Score	Passing Standard	Com-mend	Scale Score	Passing Standard	Com-mend	Passing Standard	Com-mend
3	2222	70	21	2248	78	20											
4	2214	73	17	2200	77	14											
5	2205	75	12	2162	60	8				2047	39	7					
6	2178	66	9	2099	50	4											
7	2202	77	11	2102	43	3											
8	2198	79	6	2094	55	2				2001	19	2					
9																	
10	2100	51	4	2058	25	2				1993	16	2					
11																	
Total	---	72	11	---	56	7				---	29	5					

NSE: No Standard Established

* Fewer than 5 students tested

For grades and subjects with multiple test administrations, the first administration results are used.

English TAKS Results % Passing, Spring 2009: Students with Disabilities																	
102 Grade	Reading / ELA			Mathematics			Writing			Science			Social Studies			All Tests Taken	
	Scale Score	Passing Standard	Com-mend	Scale Score	Passing Standard	Com-mend	Scale Score	Passing Standard	Com-mend	Scale Score	Passing Standard	Com-mend	Scale Score	Passing Standard	Com-mend	Passing Standard	Com-mend
3	*		*	*		*											
4	*		*	*		*	*	*	*							80	0
5																	
Total	---		*	---	80	0	---	*	*							80	0

English TAKS Results % Passing, Spring 2008: Students with Disabilities																	
102 Grade	Reading / ELA			Mathematics			Writing			Science			Social Studies			All Tests Taken	
	Scale Score	Passing Standard	Com-mend	Scale Score	Passing Standard	Com-mend	Scale Score	Passing Standard	Com-mend	Scale Score	Passing Standard	Com-mend	Scale Score	Passing Standard	Com-mend	Passing Standard	Com-mend
3	*		*	*		*											
4	*		*	*		*	*	*	*							*	*
5	*		*	*		*				*	*	*					
Total	---	67	0	---	50	13	---	*	*	---	*	*				*	*

Spanish TAKS Results % Passing, Spring 2009: Students with Disabilities														
102 Grade	Reading / ELA			Mathematics			Writing			Science			All Tests Taken	
	Scale Score	Passing Standard	Com-mend	Scale Score	Passing Standard	Com-mend	Scale Score	Passing Standard	Com-mend	Scale Score	Passing Standard	Com-mend	Passing Standard	Com-mend
Neither Spanish TAKS nor TAKS-A was tested on the campus for this group in 2009.														

Spanish TAKS Results % Passing, Spring 2008: Students with Disabilities														
102 Grade	Reading / ELA			Mathematics			Writing			Science			All Tests Taken	
	Scale Score	Passing Standard	Com-mend	Scale Score	Passing Standard	Com-mend	Scale Score	Passing Standard	Com-mend	Scale Score	Passing Standard	Com-mend	Passing Standard	Com-mend
Neither Spanish TAKS nor TAKS-A was tested on the campus for this group in 2008.														

* Fewer than 5 students tested

For grades and subjects with multiple test administrations, the first administration results are used.

English TAKS-Alternate Results % Passing, Spring 2009: Students with Disabilities																	
102 Grade	Reading / ELA			Mathematics			Writing			Science			Social Studies			All Tests Taken	
	Scale Score	Passing Standard	Com-mend	Scale Score	Passing Standard	Com-mend	Scale Score	Passing Standard	Com-mend	Scale Score	Passing Standard	Com-mend	Scale Score	Passing Standard	Com-mend	Passing Standard	Com-mend
3		*	*		*	*										*	*
4		*	*		*	*		*	*							*	*
5		*	*		*	*					*	*				*	0
Total		100	0		100	0		*	*		*	*				100	0

English TAKS-Alternate Results % Passing, Spring 2008: Students with Disabilities																	
102 Grade	Reading / ELA			Mathematics			Writing			Science			Social Studies			All Tests Taken	
	Scale Score	Passing Standard	Com-mend	Scale Score	Passing Standard	Com-mend	Scale Score	Passing Standard	Com-mend	Scale Score	Passing Standard	Com-mend	Scale Score	Passing Standard	Com-mend	Passing Standard	Com-mend
3		*	*		*	*										*	*
4		*	*		*	*		*	*							*	*
5		*	*		*	*					*	*				*	*
Total		40	0		0	0		*	*		*	*				0	0

English TAKS-Modified Results % Passing, Spring 2009: Students with Disabilities																	
102 Grade	Reading / ELA			Mathematics			Writing			Science			Social Studies			All Tests Taken	
	Scale Score	Passing Standard	Com-mend	Scale Score	Passing Standard	Com-mend	Scale Score	Passing Standard	Com-mend	Scale Score	Passing Standard	Com-mend	Scale Score	Passing Standard	Com-mend	Passing Standard	Com-mend
3	*	*	*														
4	2250	80	20	*	*	*		NSE									
5	*	*	*	*	*	*				*	*	*					
Total	---	90	30	---	88	25	---			---	*	*					

English TAKS-Modified Results % Passing, Spring 2008: Students with Disabilities																	
102 Grade	Reading / ELA			Mathematics			Writing			Science			Social Studies			All Tests Taken	
	Scale Score	Passing Standard	Com-mend	Scale Score	Passing Standard	Com-mend	Scale Score	Passing Standard	Com-mend	Scale Score	Passing Standard	Com-mend	Scale Score	Passing Standard	Com-mend	Passing Standard	Com-mend
3	*	*	*	*	*	*											
4	*	*	*	*	*	*											
5	*	*	*	*	*	*				*	*	*					
Total	---	57	14	---	44	0				---	*	*					

NSE: No Standard Established

* Fewer than 5 students tested

For grades and subjects with multiple test administrations, the first administration results are used.

English TAKS Results % Passing, Spring 2009: Students with Disabilities																	
104 Grade	Reading / ELA			Mathematics			Writing			Science			Social Studies			All Tests Taken	
	Scale Score	Passing Standard	Com-mend	Scale Score	Passing Standard	Com-mend	Scale Score	Passing Standard	Com-mend	Scale Score	Passing Standard	Com-mend	Scale Score	Passing Standard	Com-mend	Passing Standard	Com-mend
3	*	*	*	*	*	*											
4	*	*	*	*	*	*	*	*	*							*	*
5				*	*	*				*	*	*					
Total	---	*	*	---	50	17	---	*	*	---	*	*				*	*

English TAKS Results % Passing, Spring 2008: Students with Disabilities																	
104 Grade	Reading / ELA			Mathematics			Writing			Science			Social Studies			All Tests Taken	
	Scale Score	Passing Standard	Com-mend	Scale Score	Passing Standard	Com-mend	Scale Score	Passing Standard	Com-mend	Scale Score	Passing Standard	Com-mend	Scale Score	Passing Standard	Com-mend	Passing Standard	Com-mend
3	*	*	*	*	*	*											
4	1987	17	0	1942	14	0	2117	50	0							0	0
5	1770	0	0	1799	0	0											
Total	---	21	7	---	12	0	---	50	0							0	0

Spanish TAKS Results % Passing, Spring 2009: Students with Disabilities														
104 Grade	Reading / ELA			Mathematics			Writing			Science			All Tests Taken	
	Scale Score	Passing Standard	Com-mend	Scale Score	Passing Standard	Com-mend	Scale Score	Passing Standard	Com-mend	Scale Score	Passing Standard	Com-mend	Passing Standard	Com-mend
3	*	*	*	*	*	*								
4														
5														
Total	---	*	*	---	*	*								

Spanish TAKS Results % Passing, Spring 2008: Students with Disabilities														
104 Grade	Reading / ELA			Mathematics			Writing			Science			All Tests Taken	
	Scale Score	Passing Standard	Com-mend	Scale Score	Passing Standard	Com-mend	Scale Score	Passing Standard	Com-mend	Scale Score	Passing Standard	Com-mend	Passing Standard	Com-mend
3	*	*	*	*	*	*								
4														
5														
Total	---	*	*	---	*	*								

* Fewer than 5 students tested

For grades and subjects with multiple test administrations, the first administration results are used.

English TAKS-Alternate Results % Passing, Spring 2009: Students with Disabilities

104 Grade	Reading / ELA			Mathematics			Writing			Science			Social Studies			All Tests Taken	
	Scale Score	Passing Standard	Com-mend	Scale Score	Passing Standard	Com-mend	Scale Score	Passing Standard	Com-mend	Scale Score	Passing Standard	Com-mend	Scale Score	Passing Standard	Com-mend	Passing Standard	Com-mend

English TAKS-Alt was not tested on the campus for this group in 2009.

English TAKS-Alternate Results % Passing, Spring 2008: Students with Disabilities

104 Grade	Reading / ELA			Mathematics			Writing			Science			Social Studies			All Tests Taken	
	Scale Score	Passing Standard	Com-mend	Scale Score	Passing Standard	Com-mend	Scale Score	Passing Standard	Com-mend	Scale Score	Passing Standard	Com-mend	Scale Score	Passing Standard	Com-mend	Passing Standard	Com-mend

English TAKS-Alt was not tested on the campus for this group in 2008.

English TAKS-Modified Results % Passing, Spring 2009: Students with Disabilities

104 Grade	Reading / ELA			Mathematics			Writing			Science			Social Studies			All Tests Taken	
	Scale Score	Passing Standard	Com-mend	Scale Score	Passing Standard	Com-mend	Scale Score	Passing Standard	Com-mend	Scale Score	Passing Standard	Com-mend	Scale Score	Passing Standard	Com-mend	Passing Standard	Com-mend
3	2098	50	0	2102	67	0											
4	*	*	*	*	*	*		NSE									
5	2234	89	22	2249	100	29				2065	33	0					
Total	---	69	13	---	79	14	---			---	33	0					

English TAKS-Modified Results % Passing, Spring 2008: Students with Disabilities

104 Grade	Reading / ELA			Mathematics			Writing			Science			Social Studies			All Tests Taken	
	Scale Score	Passing Standard	Com-mend	Scale Score	Passing Standard	Com-mend	Scale Score	Passing Standard	Com-mend	Scale Score	Passing Standard	Com-mend	Scale Score	Passing Standard	Com-mend	Passing Standard	Com-mend
3																	
4	*	*	*														
5	2131	60	0	*	*	*				1967	0	0					
Total	---	67	0	---	*	*				---	0	0					

NSE: No Standard Established

* Fewer than 5 students tested

For grades and subjects with multiple test administrations, the first administration results are used.

English TAKS Results % Passing, Spring 2009: Students with Disabilities																	
108 Grade	Reading / ELA			Mathematics			Writing			Science			Social Studies			All Tests Taken	
	Scale Score	Passing Standard	Com-mend	Scale Score	Passing Standard	Com-mend	Scale Score	Passing Standard	Com-mend	Scale Score	Passing Standard	Com-mend	Scale Score	Passing Standard	Com-mend	Passing Standard	Com-mend
3	*	*	*	*	*	*											
4	*	*	*	*	*	*	*	*	*							*	*
5	*	*	*	2136	60	20				*	*	*					
Total	---	89	0	---	50	10	---	*	*	---	*	*				*	*

English TAKS Results % Passing, Spring 2008: Students with Disabilities																	
108 Grade	Reading / ELA			Mathematics			Writing			Science			Social Studies			All Tests Taken	
	Scale Score	Passing Standard	Com-mend	Scale Score	Passing Standard	Com-mend	Scale Score	Passing Standard	Com-mend	Scale Score	Passing Standard	Com-mend	Scale Score	Passing Standard	Com-mend	Passing Standard	Com-mend
3	*	*	*	*	*	*											
4	*	*	*	*	*	*	*	*	*							*	*
5	1883	8	0	1916	14	0											
Total	---	22	0	---	11	0	---	*	*							*	*

Spanish TAKS Results % Passing, Spring 2009: Students with Disabilities														
108 Grade	Reading / ELA			Mathematics			Writing			Science			All Tests Taken	
	Scale Score	Passing Standard	Com-mend	Scale Score	Passing Standard	Com-mend	Scale Score	Passing Standard	Com-mend	Scale Score	Passing Standard	Com-mend	Passing Standard	Com-mend
3														
4	*	*	*	*	*	*	*	*	*				*	*
5														
Total	---	*	*	---	*	*	---	*	*				*	*

Spanish TAKS Results % Passing, Spring 2008: Students with Disabilities														
108 Grade	Reading / ELA			Mathematics			Writing			Science			All Tests Taken	
	Scale Score	Passing Standard	Com-mend	Scale Score	Passing Standard	Com-mend	Scale Score	Passing Standard	Com-mend	Scale Score	Passing Standard	Com-mend	Passing Standard	Com-mend
3	*	*	*	*	*	*								
4														
5														
Total	---	*	*	---	*	*								

* Fewer than 5 students tested

For grades and subjects with multiple test administrations, the first administration results are used.

English TAKS-Alternate Results % Passing, Spring 2009: Students with Disabilities

108 Grade	Reading / ELA			Mathematics			Writing			Science			Social Studies			All Tests Taken	
	Scale Score	Passing Standard	Com-mend	Scale Score	Passing Standard	Com-mend	Scale Score	Passing Standard	Com-mend	Scale Score	Passing Standard	Com-mend	Scale Score	Passing Standard	Com-mend	Passing Standard	Com-mend

English TAKS-Alt was not tested on the campus for this group in 2009.

English TAKS-Alternate Results % Passing, Spring 2008: Students with Disabilities

108 Grade	Reading / ELA			Mathematics			Writing			Science			Social Studies			All Tests Taken	
	Scale Score	Passing Standard	Com-mend	Scale Score	Passing Standard	Com-mend	Scale Score	Passing Standard	Com-mend	Scale Score	Passing Standard	Com-mend	Scale Score	Passing Standard	Com-mend	Passing Standard	Com-mend

English TAKS-Alt was not tested on the campus for this group in 2008.

English TAKS-Modified Results % Passing, Spring 2009: Students with Disabilities

108 Grade	Reading / ELA			Mathematics			Writing			Science			Social Studies			All Tests Taken	
	Scale Score	Passing Standard	Com-mend	Scale Score	Passing Standard	Com-mend	Scale Score	Passing Standard	Com-mend	Scale Score	Passing Standard	Com-mend	Scale Score	Passing Standard	Com-mend	Passing Standard	Com-mend
3	2278	100	0	*	*	*											
4	*	*	*	*	*	*		NSE									
5	2199	63	25	2410	100	57				2200	88	25					
Total	---	75	13	---	100	57	---			---	88	25					

English TAKS-Modified Results % Passing, Spring 2008: Students with Disabilities

108 Grade	Reading / ELA			Mathematics			Writing			Science			Social Studies			All Tests Taken	
	Scale Score	Passing Standard	Com-mend	Scale Score	Passing Standard	Com-mend	Scale Score	Passing Standard	Com-mend	Scale Score	Passing Standard	Com-mend	Scale Score	Passing Standard	Com-mend	Passing Standard	Com-mend
3	*	*	*	*	*	*											
4	2125	50	0	2083	57	0											
5										2029	42	8					
Total	---	50	0	---	50	0				---	42	8					

NSE: No Standard Established

* Fewer than 5 students tested

For grades and subjects with multiple test administrations, the first administration results are used.

English TAKS Results % Passing, Spring 2009: Students with Disabilities																	
119 Grade	Reading / ELA			Mathematics			Writing			Science			Social Studies			All Tests Taken	
	Scale Score	Passing Standard	Com-mend	Scale Score	Passing Standard	Com-mend	Scale Score	Passing Standard	Com-mend	Scale Score	Passing Standard	Com-mend	Scale Score	Passing Standard	Com-mend	Passing Standard	Com-mend
3				*	*	*											
4	*	*	*	*	*	*	*	*	*							14	0
5	*	*	*	2180	60	0				*	*	*					
Total	---	*	*	---	50	0	---	*	*	---	*	*				14	0

English TAKS Results % Passing, Spring 2008: Students with Disabilities																	
119 Grade	Reading / ELA			Mathematics			Writing			Science			Social Studies			All Tests Taken	
	Scale Score	Passing Standard	Com-mend	Scale Score	Passing Standard	Com-mend	Scale Score	Passing Standard	Com-mend	Scale Score	Passing Standard	Com-mend	Scale Score	Passing Standard	Com-mend	Passing Standard	Com-mend
3	*	*	*	*	*	*											
4	*	*	*	2040	57	0	2049	20	0							25	0
5	*	*	*	*	*	*				*	*	*					
Total	---	50	25	---	58	0	---	20	0	---	*	*				25	0

Spanish TAKS Results % Passing, Spring 2009: Students with Disabilities														
119 Grade	Reading / ELA			Mathematics			Writing			Science			All Tests Taken	
	Scale Score	Passing Standard	Com-mend	Scale Score	Passing Standard	Com-mend	Scale Score	Passing Standard	Com-mend	Scale Score	Passing Standard	Com-mend	Passing Standard	Com-mend
Neither Spanish TAKS nor TAKS-A was tested on the campus for this group in 2009.														

Spanish TAKS Results % Passing, Spring 2008: Students with Disabilities														
119 Grade	Reading / ELA			Mathematics			Writing			Science			All Tests Taken	
	Scale Score	Passing Standard	Com-mend	Scale Score	Passing Standard	Com-mend	Scale Score	Passing Standard	Com-mend	Scale Score	Passing Standard	Com-mend	Passing Standard	Com-mend
3	1957	33	0	1924	17	0								
4														
5														
Total	---	33	0	---	17	0								

* Fewer than 5 students tested

For grades and subjects with multiple test administrations, the first administration results are used.

English TAKS-Alternate Results % Passing, Spring 2009: Students with Disabilities																	
119 Grade	Reading / ELA			Mathematics			Writing			Science			Social Studies			All Tests Taken	
	Scale Score	Passing Standard	Com-mend	Scale Score	Passing Standard	Com-mend	Scale Score	Passing Standard	Com-mend	Scale Score	Passing Standard	Com-mend	Scale Score	Passing Standard	Com-mend	Passing Standard	Com-mend
English TAKS-Alt was not tested on the campus for this group in 2009.																	

English TAKS-Alternate Results % Passing, Spring 2008: Students with Disabilities																		
119 Grade	Reading / ELA			Mathematics			Writing			Science			Social Studies			All Tests Taken		
	Scale Score	Passing Standard	Com-mend	Scale Score	Passing Standard	Com-mend	Scale Score	Passing Standard	Com-mend	Scale Score	Passing Standard	Com-mend	Scale Score	Passing Standard	Com-mend	Passing Standard	Com-mend	
English TAKS-Alt was not tested on the campus for this group in 2008.																		

English TAKS-Modified Results % Passing, Spring 2009: Students with Disabilities																		
119 Grade	Reading / ELA			Mathematics			Writing			Science			Social Studies			All Tests Taken		
	Scale Score	Passing Standard	Com-mend	Scale Score	Passing Standard	Com-mend	Scale Score	Passing Standard	Com-mend	Scale Score	Passing Standard	Com-mend	Scale Score	Passing Standard	Com-mend	Passing Standard	Com-mend	
3	*	*	*	*	*	*												
4	2153	75	13	2149	57	0		NSE										
5	2131	63	0	2188	60	40				2181	63	13						
Total	---	74	5	---	62	15	---			---	63	13						

English TAKS-Modified Results % Passing, Spring 2008: Students with Disabilities																	
119 Grade	Reading / ELA			Mathematics			Writing			Science			Social Studies			All Tests Taken	
	Scale Score	Passing Standard	Com-mend	Scale Score	Passing Standard	Com-mend	Scale Score	Passing Standard	Com-mend	Scale Score	Passing Standard	Com-mend	Scale Score	Passing Standard	Com-mend	Passing Standard	Com-mend
3				*	*	*											
4	2076	38	0	*	*	*											
5	2098	50	0	2128	33	0				2009	17	0					
Total	---	43	0	---	55	9				---	17	0					

NSE: No Standard Established

* Fewer than 5 students tested

For grades and subjects with multiple test administrations, the first administration results are used.

English TAKS Results % Passing, Spring 2009: Students with Disabilities																	
123 Grade	Reading / ELA			Mathematics			Writing			Science			Social Studies			All Tests Taken	
	Scale Score	Passing Standard	Com-mend	Scale Score	Passing Standard	Com-mend	Scale Score	Passing Standard	Com-mend	Scale Score	Passing Standard	Com-mend	Scale Score	Passing Standard	Com-mend	Passing Standard	Com-mend
3	*	*	*	*	*	*											
4	*	*	*	2160	60	0	2261	80	20							67	0
5	*	*	*	*	*	*				*	*	*					
Total	---	71	0	---	50	0	---	80	20	---	*	*				67	0

English TAKS Results % Passing, Spring 2008: Students with Disabilities																	
123 Grade	Reading / ELA			Mathematics			Writing			Science			Social Studies			All Tests Taken	
	Scale Score	Passing Standard	Com-mend	Scale Score	Passing Standard	Com-mend	Scale Score	Passing Standard	Com-mend	Scale Score	Passing Standard	Com-mend	Scale Score	Passing Standard	Com-mend	Passing Standard	Com-mend
3	*	*	*	*	*	*											
4	*	*	*	*	*	*	*	*	*							*	*
5	*	*	*														
Total	---	56	0	---	60	0	---	*	*							*	*

Spanish TAKS Results % Passing, Spring 2009: Students with Disabilities														
123 Grade	Reading / ELA			Mathematics			Writing			Science			All Tests Taken	
	Scale Score	Passing Standard	Com-mend	Scale Score	Passing Standard	Com-mend	Scale Score	Passing Standard	Com-mend	Scale Score	Passing Standard	Com-mend	Passing Standard	Com-mend
Neither Spanish TAKS nor TAKS-A was tested on the campus for this group in 2009.														

Spanish TAKS Results % Passing, Spring 2008: Students with Disabilities														
123 Grade	Reading / ELA			Mathematics			Writing			Science			All Tests Taken	
	Scale Score	Passing Standard	Com-mend	Scale Score	Passing Standard	Com-mend	Scale Score	Passing Standard	Com-mend	Scale Score	Passing Standard	Com-mend	Passing Standard	Com-mend
Neither Spanish TAKS nor TAKS-A was tested on the campus for this group in 2008.														

* Fewer than 5 students tested

For grades and subjects with multiple test administrations, the first administration results are used.

English TAKS-Alternate Results % Passing, Spring 2009: Students with Disabilities																	
123 Grade	Reading / ELA			Mathematics			Writing			Science			Social Studies			All Tests Taken	
	Scale Score	Passing Standard	Com-mend	Scale Score	Passing Standard	Com-mend	Scale Score	Passing Standard	Com-mend	Scale Score	Passing Standard	Com-mend	Scale Score	Passing Standard	Com-mend	Passing Standard	Com-mend
3		50	0		83	0										50	0
4		*	*		*	*		*	*							*	*
5		100	0		100	0					88	0				88	0
Total		71	0		88	0		*	*		88	0				59	0

English TAKS-Alternate Results % Passing, Spring 2008: Students with Disabilities																	
123 Grade	Reading / ELA			Mathematics			Writing			Science			Social Studies			All Tests Taken	
	Scale Score	Passing Standard	Com-mend	Scale Score	Passing Standard	Com-mend	Scale Score	Passing Standard	Com-mend	Scale Score	Passing Standard	Com-mend	Scale Score	Passing Standard	Com-mend	Passing Standard	Com-mend
3		*	*		*	*										*	*
4		*	*		*	*		*	*							*	*
5		100	0		100	0					100	0				100	0
Total		100	0		100	0		*	*		100	0				100	0

English TAKS-Modified Results % Passing, Spring 2009: Students with Disabilities																	
123 Grade	Reading / ELA			Mathematics			Writing			Science			Social Studies			All Tests Taken	
	Scale Score	Passing Standard	Com-mend	Scale Score	Passing Standard	Com-mend	Scale Score	Passing Standard	Com-mend	Scale Score	Passing Standard	Com-mend	Scale Score	Passing Standard	Com-mend	Passing Standard	Com-mend
3	*	*	*	*	*	*											
4	*	*	*	*	*	*		NSE									
5	*	*	*	*	*	*				*	*	*					
Total	---	100	55	---	89	22	---			---	*	*					

English TAKS-Modified Results % Passing, Spring 2008: Students with Disabilities																	
123 Grade	Reading / ELA			Mathematics			Writing			Science			Social Studies			All Tests Taken	
	Scale Score	Passing Standard	Com-mend	Scale Score	Passing Standard	Com-mend	Scale Score	Passing Standard	Com-mend	Scale Score	Passing Standard	Com-mend	Scale Score	Passing Standard	Com-mend	Passing Standard	Com-mend
3	*	*	*	*	*	*											
4	2325	100	40	2330	100	20											
5	*	*	*	2318	100	20				2176	80	0					
Total	---	100	20	---	100	15				---	80	0					

NSE: No Standard Established

* Fewer than 5 students tested

For grades and subjects with multiple test administrations, the first administration results are used.

English TAKS Results % Passing, Spring 2009: Students with Disabilities																	
133 Grade	Reading / ELA			Mathematics			Writing			Science			Social Studies			All Tests Taken	
	Scale Score	Passing Standard	Com-mend	Scale Score	Passing Standard	Com-mend	Scale Score	Passing Standard	Com-mend	Scale Score	Passing Standard	Com-mend	Scale Score	Passing Standard	Com-mend	Passing Standard	Com-mend
3				*	*	*											
4	*	*	*	*	*	*	*	*	*							*	*
5	*	*	*	*	*	*				2550	100	71					
Total	---	*	*	---	80	40	---	*	*	---	100	71				*	*

English TAKS Results % Passing, Spring 2008: Students with Disabilities																	
133 Grade	Reading / ELA			Mathematics			Writing			Science			Social Studies			All Tests Taken	
	Scale Score	Passing Standard	Com-mend	Scale Score	Passing Standard	Com-mend	Scale Score	Passing Standard	Com-mend	Scale Score	Passing Standard	Com-mend	Scale Score	Passing Standard	Com-mend	Passing Standard	Com-mend
3	*	*	*	*	*	*											
4	*	*	*	*	*	*	*	*	*							*	*
5	2126	67	22	2304	100	33				2471	100	67					
Total	---	79	14	---	100	21	---	*	*	---	100	67				*	*

Spanish TAKS Results % Passing, Spring 2009: Students with Disabilities														
133 Grade	Reading / ELA			Mathematics			Writing			Science			All Tests Taken	
	Scale Score	Passing Standard	Com-mend	Scale Score	Passing Standard	Com-mend	Scale Score	Passing Standard	Com-mend	Scale Score	Passing Standard	Com-mend	Passing Standard	Com-mend
3														
4	*	*	*	*	*	*	*	*	*				*	*
5														
Total	---	*	*	---	*	*	---	*	*				*	*

Spanish TAKS Results % Passing, Spring 2008: Students with Disabilities														
133 Grade	Reading / ELA			Mathematics			Writing			Science			All Tests Taken	
	Scale Score	Passing Standard	Com-mend	Scale Score	Passing Standard	Com-mend	Scale Score	Passing Standard	Com-mend	Scale Score	Passing Standard	Com-mend	Passing Standard	Com-mend
3	*	*	*	*	*	*								
4	*	*	*	*	*	*	*	*	*				*	*
5														
Total	---	*	*	---	60	0	---	*	*				*	*

* Fewer than 5 students tested

For grades and subjects with multiple test administrations, the first administration results are used.

English TAKS-Alternate Results % Passing, Spring 2009: Students with Disabilities

133 Grade	Reading / ELA			Mathematics			Writing			Science			Social Studies			All Tests Taken	
	Scale Score	Passing Standard	Com-mend	Scale Score	Passing Standard	Com-mend	Scale Score	Passing Standard	Com-mend	Scale Score	Passing Standard	Com-mend	Scale Score	Passing Standard	Com-mend	Passing Standard	Com-mend

English TAKS-Alt was not tested on the campus for this group in 2009.

English TAKS-Alternate Results % Passing, Spring 2008: Students with Disabilities

133 Grade	Reading / ELA			Mathematics			Writing			Science			Social Studies			All Tests Taken	
	Scale Score	Passing Standard	Com-mend	Scale Score	Passing Standard	Com-mend	Scale Score	Passing Standard	Com-mend	Scale Score	Passing Standard	Com-mend	Scale Score	Passing Standard	Com-mend	Passing Standard	Com-mend

English TAKS-Alt was not tested on the campus for this group in 2008.

English TAKS-Modified Results % Passing, Spring 2009: Students with Disabilities

133 Grade	Reading / ELA			Mathematics			Writing			Science			Social Studies			All Tests Taken	
	Scale Score	Passing Standard	Com-mend	Scale Score	Passing Standard	Com-mend	Scale Score	Passing Standard	Com-mend	Scale Score	Passing Standard	Com-mend	Scale Score	Passing Standard	Com-mend	Passing Standard	Com-mend
3	*	*	*	*	*	*											
4	2364	100	20	2457	100	80		NSE									
5	2384	100	40	2467	100	80											
Total	---	100	27	---	100	82	---										

English TAKS-Modified Results % Passing, Spring 2008: Students with Disabilities

133 Grade	Reading / ELA			Mathematics			Writing			Science			Social Studies			All Tests Taken	
	Scale Score	Passing Standard	Com-mend	Scale Score	Passing Standard	Com-mend	Scale Score	Passing Standard	Com-mend	Scale Score	Passing Standard	Com-mend	Scale Score	Passing Standard	Com-mend	Passing Standard	Com-mend
3	*	*	*	*	*	*											
4	*	*	*	*	*	*											
5																	
Total	---	100	20	---	100	20											

NSE: No Standard Established

* Fewer than 5 students tested

For grades and subjects with multiple test administrations, the first administration results are used.

English TAKS Results % Passing, Spring 2009: Students with Disabilities																	
153 Grade	Reading / ELA			Mathematics			Writing			Science			Social Studies			All Tests Taken	
	Scale Score	Passing Standard	Com-mend	Scale Score	Passing Standard	Com-mend	Scale Score	Passing Standard	Com-mend	Scale Score	Passing Standard	Com-mend	Scale Score	Passing Standard	Com-mend	Passing Standard	Com-mend
3																	
4							*	*	*							*	*
5	*	*	*	*	*	*				*	*	*					
6	*	*	*	*	*	*										*	*
Total	---	*	*	---	*	*	---	*	*	---	*	*				*	*

English TAKS Results % Passing, Spring 2008: Students with Disabilities																	
153 Grade	Reading / ELA			Mathematics			Writing			Science			Social Studies			All Tests Taken	
	Scale Score	Passing Standard	Com-mend	Scale Score	Passing Standard	Com-mend	Scale Score	Passing Standard	Com-mend	Scale Score	Passing Standard	Com-mend	Scale Score	Passing Standard	Com-mend	Passing Standard	Com-mend
3	*	*	*	*	*	*											
4	*	*	*	*	*	*	*	*	*							*	*
5				*	*	*				*	*	*					
6																	
Total	---	*	*	---	80	0	---	*	*	---	*	*				*	*

Spanish TAKS Results % Passing, Spring 2009: Students with Disabilities														
153 Grade	Reading / ELA			Mathematics			Writing			Science			All Tests Taken	
	Scale Score	Passing Standard	Com-mend	Scale Score	Passing Standard	Com-mend	Scale Score	Passing Standard	Com-mend	Scale Score	Passing Standard	Com-mend	Passing Standard	Com-mend
Neither Spanish TAKS nor TAKS-A was tested on the campus for this group in 2009.														

Spanish TAKS Results % Passing, Spring 2008: Students with Disabilities														
153 Grade	Reading / ELA			Mathematics			Writing			Science			All Tests Taken	
	Scale Score	Passing Standard	Com-mend	Scale Score	Passing Standard	Com-mend	Scale Score	Passing Standard	Com-mend	Scale Score	Passing Standard	Com-mend	Passing Standard	Com-mend
Neither Spanish TAKS nor TAKS-A was tested on the campus for this group in 2008.														

* Fewer than 5 students tested

For grades and subjects with multiple test administrations, the first administration results are used.

English TAKS-Alternate Results % Passing, Spring 2009: Students with Disabilities																	
153 Grade	Reading / ELA			Mathematics			Writing			Science			Social Studies			All Tests Taken	
	Scale Score	Passing Standard	Com-mend	Scale Score	Passing Standard	Com-mend	Scale Score	Passing Standard	Com-mend	Scale Score	Passing Standard	Com-mend	Scale Score	Passing Standard	Com-mend	Passing Standard	Com-mend
3		*	*		*	*										*	*
4																	
5																	
6																	
Total		*	*		*	*										*	*

English TAKS-Alternate Results % Passing, Spring 2008: Students with Disabilities																	
153 Grade	Reading / ELA			Mathematics			Writing			Science			Social Studies			All Tests Taken	
	Scale Score	Passing Standard	Com-mend	Scale Score	Passing Standard	Com-mend	Scale Score	Passing Standard	Com-mend	Scale Score	Passing Standard	Com-mend	Scale Score	Passing Standard	Com-mend	Passing Standard	Com-mend
3																	
4																	
5		*	*		*	*					*	*				*	*
6																	
Total		*	*		*	*					*	*				*	*

English TAKS-Modified Results % Passing, Spring 2009: Students with Disabilities																	
153 Grade	Reading / ELA			Mathematics			Writing			Science			Social Studies			All Tests Taken	
	Scale Score	Passing Standard	Com-mend	Scale Score	Passing Standard	Com-mend	Scale Score	Passing Standard	Com-mend	Scale Score	Passing Standard	Com-mend	Scale Score	Passing Standard	Com-mend	Passing Standard	Com-mend
3	*	*	*	*	*	*											
4	*	*	*	*	*	*		NSE									
5	*	*	*	*	*	*				*	*	*					
6	*	*	*	*	*	*											
Total	---	89	11	---	75	0	---			---	*	*					

English TAKS-Modified Results % Passing, Spring 2008: Students with Disabilities																	
153 Grade	Reading / ELA			Mathematics			Writing			Science			Social Studies			All Tests Taken	
	Scale Score	Passing Standard	Com-mend	Scale Score	Passing Standard	Com-mend	Scale Score	Passing Standard	Com-mend	Scale Score	Passing Standard	Com-mend	Scale Score	Passing Standard	Com-mend	Passing Standard	Com-mend
3	*	*	*	*	*	*											
4	*	*	*	*	*	*											
5	*	*	*	*	*	*				*	*	*					
6	*	*	*	*	*	*											
Total	---	77	8	---	67	17				---	*	*					

NSE: No Standard Established

* Fewer than 5 students tested

For grades and subjects with multiple test administrations, the first administration results are used.

English TAKS Results % Passing, Spring 2009: Students with Disabilities																	
156 Grade	Reading / ELA			Mathematics			Writing			Science			Social Studies			All Tests Taken	
	Scale Score	Passing Standard	Com-mend	Scale Score	Passing Standard	Com-mend	Scale Score	Passing Standard	Com-mend	Scale Score	Passing Standard	Com-mend	Scale Score	Passing Standard	Com-mend	Passing Standard	Com-mend
3	*		*	*		*											
4	*		*	*		*	*		*							*	*
5	*		*	*		*				*		*					
Total	---	75	25	---	67	11	---	*	*	---	*	*				*	*

English TAKS Results % Passing, Spring 2008: Students with Disabilities																	
156 Grade	Reading / ELA			Mathematics			Writing			Science			Social Studies			All Tests Taken	
	Scale Score	Passing Standard	Com-mend	Scale Score	Passing Standard	Com-mend	Scale Score	Passing Standard	Com-mend	Scale Score	Passing Standard	Com-mend	Scale Score	Passing Standard	Com-mend	Passing Standard	Com-mend
3	*		*	*		*											
4	*		*	*		*	*		*							60	0
5	*		*	*		*				*		*					
Total	---	71	0	---	63	0	---	*	*	---	*	*				60	0

Spanish TAKS Results % Passing, Spring 2009: Students with Disabilities														
156 Grade	Reading / ELA			Mathematics			Writing			Science			All Tests Taken	
	Scale Score	Passing Standard	Com-mend	Scale Score	Passing Standard	Com-mend	Scale Score	Passing Standard	Com-mend	Scale Score	Passing Standard	Com-mend	Passing Standard	Com-mend
Neither Spanish TAKS nor TAKS-A was tested on the campus for this group in 2009.														

Spanish TAKS Results % Passing, Spring 2008: Students with Disabilities														
156 Grade	Reading / ELA			Mathematics			Writing			Science			All Tests Taken	
	Scale Score	Passing Standard	Com-mend	Scale Score	Passing Standard	Com-mend	Scale Score	Passing Standard	Com-mend	Scale Score	Passing Standard	Com-mend	Passing Standard	Com-mend
Neither Spanish TAKS nor TAKS-A was tested on the campus for this group in 2008.														

* Fewer than 5 students tested

For grades and subjects with multiple test administrations, the first administration results are used.

English TAKS-Alternate Results % Passing, Spring 2009: Students with Disabilities

156 Grade	Reading / ELA			Mathematics			Writing			Science			Social Studies			All Tests Taken	
	Scale Score	Passing Standard	Com-mend	Scale Score	Passing Standard	Com-mend	Scale Score	Passing Standard	Com-mend	Scale Score	Passing Standard	Com-mend	Scale Score	Passing Standard	Com-mend	Passing Standard	Com-mend

English TAKS-Alt was not tested on the campus for this group in 2009.

English TAKS-Alternate Results % Passing, Spring 2008: Students with Disabilities

156 Grade	Reading / ELA			Mathematics			Writing			Science			Social Studies			All Tests Taken	
	Scale Score	Passing Standard	Com-mend	Scale Score	Passing Standard	Com-mend	Scale Score	Passing Standard	Com-mend	Scale Score	Passing Standard	Com-mend	Scale Score	Passing Standard	Com-mend	Passing Standard	Com-mend

English TAKS-Alt was not tested on the campus for this group in 2008.

English TAKS-Modified Results % Passing, Spring 2009: Students with Disabilities

156 Grade	Reading / ELA			Mathematics			Writing			Science			Social Studies			All Tests Taken	
	Scale Score	Passing Standard	Com-mend	Scale Score	Passing Standard	Com-mend	Scale Score	Passing Standard	Com-mend	Scale Score	Passing Standard	Com-mend	Scale Score	Passing Standard	Com-mend	Passing Standard	Com-mend
3	2274	100	33	2254	86	14											
4	2172	70	10	2197	67	11		NSE									
5	2255	80	30	2273	90	30				2062	30	0					
Total	---	81	23	---	81	19	---			---	30	0					

English TAKS-Modified Results % Passing, Spring 2008: Students with Disabilities

156 Grade	Reading / ELA			Mathematics			Writing			Science			Social Studies			All Tests Taken	
	Scale Score	Passing Standard	Com-mend	Scale Score	Passing Standard	Com-mend	Scale Score	Passing Standard	Com-mend	Scale Score	Passing Standard	Com-mend	Scale Score	Passing Standard	Com-mend	Passing Standard	Com-mend
3	2082	40	0	2169	83	0											
4	2333	100	25	2220	88	0											
5	2098	50	0	2075	50	0				2038	29	0					
Total	---	67	10	---	75	0				---	29	0					

NSE: No Standard Established

* Fewer than 5 students tested

For grades and subjects with multiple test administrations, the first administration results are used.

English TAKS Results % Passing, Spring 2009: Students with Disabilities																	
158 Grade	Reading / ELA			Mathematics			Writing			Science			Social Studies			All Tests Taken	
	Scale Score	Passing Standard	Com-mend	Scale Score	Passing Standard	Com-mend	Scale Score	Passing Standard	Com-mend	Scale Score	Passing Standard	Com-mend	Scale Score	Passing Standard	Com-mend	Passing Standard	Com-mend
3	*		*	*		*											
4							*		*							*	*
5	*		*	*		*				*		*					
Total	---	67	17	---	80	20	---	*	*	---	*	*				*	*

English TAKS Results % Passing, Spring 2008: Students with Disabilities																	
158 Grade	Reading / ELA			Mathematics			Writing			Science			Social Studies			All Tests Taken	
	Scale Score	Passing Standard	Com-mend	Scale Score	Passing Standard	Com-mend	Scale Score	Passing Standard	Com-mend	Scale Score	Passing Standard	Com-mend	Scale Score	Passing Standard	Com-mend	Passing Standard	Com-mend
3	*		*	*		*											
4	*		*	2186	60	20	*		*							57	0
5	*		*	2177	40	20				*		*					
Total	---	86	0	---	42	17	---	*	*	---	*	*				57	0

Spanish TAKS Results % Passing, Spring 2009: Students with Disabilities														
158 Grade	Reading / ELA			Mathematics			Writing			Science			All Tests Taken	
	Scale Score	Passing Standard	Com-mend	Scale Score	Passing Standard	Com-mend	Scale Score	Passing Standard	Com-mend	Scale Score	Passing Standard	Com-mend	Passing Standard	Com-mend
3														
4														
5														
Total	---	*	*											

Neither Spanish TAKS nor TAKS-A was tested on the campus for this group in 2009.

* Fewer than 5 students tested

For grades and subjects with multiple test administrations, the first administration results are used.

English TAKS-Alternate Results % Passing, Spring 2009: Students with Disabilities																	
158 Grade	Reading / ELA			Mathematics			Writing			Science			Social Studies			All Tests Taken	
	Scale Score	Passing Standard	Com-mend	Scale Score	Passing Standard	Com-mend	Scale Score	Passing Standard	Com-mend	Scale Score	Passing Standard	Com-mend	Scale Score	Passing Standard	Com-mend	Passing Standard	Com-mend
3		*	*		*	*										*	0
4		*	*		*	*		*	*							*	0
5		*	*		*	*					*	*				*	0
Total		*	*		*	*		*	*		*	*				*	*

English TAKS-Alternate Results % Passing, Spring 2008: Students with Disabilities																	
158 Grade	Reading / ELA			Mathematics			Writing			Science			Social Studies			All Tests Taken	
	Scale Score	Passing Standard	Com-mend	Scale Score	Passing Standard	Com-mend	Scale Score	Passing Standard	Com-mend	Scale Score	Passing Standard	Com-mend	Scale Score	Passing Standard	Com-mend	Passing Standard	Com-mend
3		*	*		*	*										*	*
4																	
5																	
Total		*	*		*	*										*	*

English TAKS-Modified Results % Passing, Spring 2009: Students with Disabilities																	
158 Grade	Reading / ELA			Mathematics			Writing			Science			Social Studies			All Tests Taken	
	Scale Score	Passing Standard	Com-mend	Scale Score	Passing Standard	Com-mend	Scale Score	Passing Standard	Com-mend	Scale Score	Passing Standard	Com-mend	Scale Score	Passing Standard	Com-mend	Passing Standard	Com-mend
3	*	*	*	*	*	*											
4	2195	67	11	2238	89	22		NSE									
5	2153	86	0	2073	71	0				1913	0	0					
Total	---	79	5	---	85	15	---			---	0	0					

English TAKS-Modified Results % Passing, Spring 2008: Students with Disabilities																	
158 Grade	Reading / ELA			Mathematics			Writing			Science			Social Studies			All Tests Taken	
	Scale Score	Passing Standard	Com-mend	Scale Score	Passing Standard	Com-mend	Scale Score	Passing Standard	Com-mend	Scale Score	Passing Standard	Com-mend	Scale Score	Passing Standard	Com-mend	Passing Standard	Com-mend
3	2104	50	0	2325	100	29											
4	2171	63	13	*	*	*											
5	2315	89	33	2184	63	13				2174	60	30					
Total	---	70	17	---	81	19				---	60	30					

NSE: No Standard Established

* Fewer than 5 students tested

For grades and subjects with multiple test administrations, the first administration results are used.

English TAKS Results % Passing, Spring 2009: Students with Disabilities																	
159 Grade	Reading / ELA			Mathematics			Writing			Science			Social Studies			All Tests Taken	
	Scale Score	Passing Standard	Com-mend	Scale Score	Passing Standard	Com-mend	Scale Score	Passing Standard	Com-mend	Scale Score	Passing Standard	Com-mend	Scale Score	Passing Standard	Com-mend	Passing Standard	Com-mend
Neither English TAKS nor TAKS-A was tested on the campus for this group in 2009.																	

English TAKS Results % Passing, Spring 2008: Students with Disabilities																	
159 Grade	Reading / ELA			Mathematics			Writing			Science			Social Studies			All Tests Taken	
	Scale Score	Passing Standard	Com-mend	Scale Score	Passing Standard	Com-mend	Scale Score	Passing Standard	Com-mend	Scale Score	Passing Standard	Com-mend	Scale Score	Passing Standard	Com-mend	Passing Standard	Com-mend
3																	
4	*	*	*	*	*	*	*	*	*							*	*
5																	
Total	---	*	*	---	*	*	---	*	*							*	*

Spanish TAKS Results % Passing, Spring 2009: Students with Disabilities														
159 Grade	Reading / ELA			Mathematics			Writing			Science			All Tests Taken	
	Scale Score	Passing Standard	Com-mend	Scale Score	Passing Standard	Com-mend	Scale Score	Passing Standard	Com-mend	Scale Score	Passing Standard	Com-mend	Passing Standard	Com-mend
3	*	*	*	*	*	*								
4														
5														
Total	---	*	*	---	*	*								

* Fewer than 5 students tested

Spanish TAKS Results % Passing, Spring 2008: Students with Disabilities														
159 Grade	Reading / ELA			Mathematics			Writing			Science			All Tests Taken	
	Scale Score	Passing Standard	Com-mend	Scale Score	Passing Standard	Com-mend	Scale Score	Passing Standard	Com-mend	Scale Score	Passing Standard	Com-mend	Passing Standard	Com-mend
Neither Spanish TAKS nor TAKS-A was tested on the campus for this group in 2008.														

For grades and subjects with multiple test administrations, the first administration results are used.

English TAKS-Alternate Results % Passing, Spring 2009: Students with Disabilities																	
159 Grade	Reading / ELA			Mathematics			Writing			Science			Social Studies			All Tests Taken	
	Scale Score	Passing Standard	Com-mend	Scale Score	Passing Standard	Com-mend	Scale Score	Passing Standard	Com-mend	Scale Score	Passing Standard	Com-mend	Scale Score	Passing Standard	Com-mend	Passing Standard	Com-mend
3		*	*		*	*										*	0
4		*	*		*	*		*	*							*	*
5		50	0		67	17					83	0				50	0
Total		70	0		80	10		*	*		83	0				70	0

English TAKS-Alternate Results % Passing, Spring 2008: Students with Disabilities																	
159 Grade	Reading / ELA			Mathematics			Writing			Science			Social Studies			All Tests Taken	
	Scale Score	Passing Standard	Com-mend	Scale Score	Passing Standard	Com-mend	Scale Score	Passing Standard	Com-mend	Scale Score	Passing Standard	Com-mend	Scale Score	Passing Standard	Com-mend	Passing Standard	Com-mend
3		*	*		*	*										*	*
4		67	0		83	17		83	17							67	0
5		*	*		*	*					*	*				*	*
Total		64	9		73	9		83	17		*	*				64	0

English TAKS-Modified Results % Passing, Spring 2009: Students with Disabilities																	
159 Grade	Reading / ELA			Mathematics			Writing			Science			Social Studies			All Tests Taken	
	Scale Score	Passing Standard	Com-mend	Scale Score	Passing Standard	Com-mend	Scale Score	Passing Standard	Com-mend	Scale Score	Passing Standard	Com-mend	Scale Score	Passing Standard	Com-mend	Passing Standard	Com-mend
3																	
4	*	*	*	*	*	*		NSE									
5	2169	57	14	2155	71	0				1952	14	0					
Total	---	56	11	---	78	0	---			---	14	0					

English TAKS-Modified Results % Passing, Spring 2008: Students with Disabilities																	
159 Grade	Reading / ELA			Mathematics			Writing			Science			Social Studies			All Tests Taken	
	Scale Score	Passing Standard	Com-mend	Scale Score	Passing Standard	Com-mend	Scale Score	Passing Standard	Com-mend	Scale Score	Passing Standard	Com-mend	Scale Score	Passing Standard	Com-mend	Passing Standard	Com-mend
3																	
4	2123	60	0	2121	40	20											
5	2178	80	0	2134	60	0				*	*	*					
Total	---	70	0	---	50	10				---	*	*					

NSE: No Standard Established

* Fewer than 5 students tested

For grades and subjects with multiple test administrations, the first administration results are used.

English TAKS Results % Passing, Spring 2009: Students with Disabilities																	
162 Grade	Reading / ELA			Mathematics			Writing			Science			Social Studies			All Tests Taken	
	Scale Score	Passing Standard	Com-mend	Scale Score	Passing Standard	Com-mend	Scale Score	Passing Standard	Com-mend	Scale Score	Passing Standard	Com-mend	Scale Score	Passing Standard	Com-mend	Passing Standard	Com-mend
3	*	<div></div>	*	*	<div></div>	*		<div></div>			<div></div>			<div></div>		<div></div>	<div></div>
4		<div></div>			<div></div>			<div></div>			<div></div>			<div></div>		<div></div>	<div></div>
5		<div></div>		*	<div></div>	*		<div></div>		*	<div></div>	*		<div></div>		<div></div>	<div></div>
Total	---	<div></div>	*	---	<div></div>	*		<div></div>		---	<div></div>	*		<div></div>		<div></div>	<div></div>

English TAKS Results % Passing, Spring 2008: Students with Disabilities																	
162 Grade	Reading / ELA			Mathematics			Writing			Science			Social Studies			All Tests Taken	
	Scale Score	Passing Standard	Com-mend	Scale Score	Passing Standard	Com-mend	Scale Score	Passing Standard	Com-mend	Scale Score	Passing Standard	Com-mend	Scale Score	Passing Standard	Com-mend	Passing Standard	Com-mend
3																	
4																	
5	*	*	*	*	*	*				*	*	*					
Total	---	*	*	---	*	*				---	*	*					

Spanish TAKS Results % Passing, Spring 2009: Students with Disabilities														
162 Grade	Reading / ELA			Mathematics			Writing			Science			All Tests Taken	
	Scale Score	Passing Standard	Com-mend	Scale Score	Passing Standard	Com-mend	Scale Score	Passing Standard	Com-mend	Scale Score	Passing Standard	Com-mend	Passing Standard	Com-mend
3	*		*	*		*								
4	*		*	*		*	*		*				*	*
5														
Total	---		*	---		*	---		*				*	*

Spanish TAKS Results % Passing, Spring 2008: Students with Disabilities														
162 Grade	Reading / ELA			Mathematics			Writing			Science			All Tests Taken	
	Scale Score	Passing Standard	Com-mend	Scale Score	Passing Standard	Com-mend	Scale Score	Passing Standard	Com-mend	Scale Score	Passing Standard	Com-mend	Passing Standard	Com-mend
3	*		*	*		*								
4														
5														
Total	---		*	---		*								

* Fewer than 5 students tested

For grades and subjects with multiple test administrations, the first administration results are used.

English TAKS-Alternate Results % Passing, Spring 2009: Students with Disabilities

162 Grade	Reading / ELA			Mathematics			Writing			Science			Social Studies			All Tests Taken	
	Scale Score	Passing Standard	Com-mend	Scale Score	Passing Standard	Com-mend	Scale Score	Passing Standard	Com-mend	Scale Score	Passing Standard	Com-mend	Scale Score	Passing Standard	Com-mend	Passing Standard	Com-mend

English TAKS-Alt was not tested on the campus for this group in 2009.

English TAKS-Alternate Results % Passing, Spring 2008: Students with Disabilities

162 Grade	Reading / ELA			Mathematics			Writing			Science			Social Studies			All Tests Taken	
	Scale Score	Passing Standard	Com-mend	Scale Score	Passing Standard	Com-mend	Scale Score	Passing Standard	Com-mend	Scale Score	Passing Standard	Com-mend	Scale Score	Passing Standard	Com-mend	Passing Standard	Com-mend

English TAKS-Alt was not tested on the campus for this group in 2008.

English TAKS-Modified Results % Passing, Spring 2009: Students with Disabilities

162 Grade	Reading / ELA			Mathematics			Writing			Science			Social Studies			All Tests Taken	
	Scale Score	Passing Standard	Com-mend	Scale Score	Passing Standard	Com-mend	Scale Score	Passing Standard	Com-mend	Scale Score	Passing Standard	Com-mend	Scale Score	Passing Standard	Com-mend	Passing Standard	Com-mend
3	*	*	*	*	*	*											
4	2220	86	0	2273	100	29		NSE									
5	2253	67	17	*	*	*				2197	60	20					
Total	---	81	6	---	100	50	---			---	60	20					

English TAKS-Modified Results % Passing, Spring 2008: Students with Disabilities

162 Grade	Reading / ELA			Mathematics			Writing			Science			Social Studies			All Tests Taken	
	Scale Score	Passing Standard	Com-mend	Scale Score	Passing Standard	Com-mend	Scale Score	Passing Standard	Com-mend	Scale Score	Passing Standard	Com-mend	Scale Score	Passing Standard	Com-mend	Passing Standard	Com-mend
3	*	*	*	*	*	*											
4	*	*	*	*	*	*											
5	2208	80	0	2215	86	14				2003	17	0					
Total	---	80	0	---	92	8				---	17	0					

NSE: No Standard Established

* Fewer than 5 students tested

For grades and subjects with multiple test administrations, the first administration results are used.

English TAKS Results % Passing, Spring 2009: Students with Disabilities																	
164 Grade	Reading / ELA			Mathematics			Writing			Science			Social Studies			All Tests Taken	
	Scale Score	Passing Standard	Com-mend	Scale Score	Passing Standard	Com-mend	Scale Score	Passing Standard	Com-mend	Scale Score	Passing Standard	Com-mend	Scale Score	Passing Standard	Com-mend	Passing Standard	Com-mend
3	*	*	*	2104	40	20											
4	*	*	*	*	*	*	*	*	*							*	*
5	*	*	*	*	*	*				*	*	*					
Total	---	56	11	---	50	33	---	*	*	---	*	*				*	*

English TAKS Results % Passing, Spring 2008: Students with Disabilities																	
164 Grade	Reading / ELA			Mathematics			Writing			Science			Social Studies			All Tests Taken	
	Scale Score	Passing Standard	Com-mend	Scale Score	Passing Standard	Com-mend	Scale Score	Passing Standard	Com-mend	Scale Score	Passing Standard	Com-mend	Scale Score	Passing Standard	Com-mend	Passing Standard	Com-mend
3	*	*	*	*	*	*											
4	1959	33	0	1981	17	17	2001	25	0							13	0
5	1741	0	0	*	*	*				*	*	*					
Total	---	18	0	---	17	17	---	25	0	---	*	*				13	0

Spanish TAKS Results % Passing, Spring 2009: Students with Disabilities														
164 Grade	Reading / ELA			Mathematics			Writing			Science			All Tests Taken	
	Scale Score	Passing Standard	Com-mend	Scale Score	Passing Standard	Com-mend	Scale Score	Passing Standard	Com-mend	Scale Score	Passing Standard	Com-mend	Passing Standard	Com-mend
Neither Spanish TAKS nor TAKS-A was tested on the campus for this group in 2009.														

Spanish TAKS Results % Passing, Spring 2008: Students with Disabilities														
164 Grade	Reading / ELA			Mathematics			Writing			Science			All Tests Taken	
	Scale Score	Passing Standard	Com-mend	Scale Score	Passing Standard	Com-mend	Scale Score	Passing Standard	Com-mend	Scale Score	Passing Standard	Com-mend	Passing Standard	Com-mend
Neither Spanish TAKS nor TAKS-A was tested on the campus for this group in 2008.														

* Fewer than 5 students tested

For grades and subjects with multiple test administrations, the first administration results are used.

English TAKS-Alternate Results % Passing, Spring 2009: Students with Disabilities

164 Grade	Reading / ELA			Mathematics			Writing			Science			Social Studies			All Tests Taken	
	Scale Score	Passing Standard	Com-mend	Scale Score	Passing Standard	Com-mend	Scale Score	Passing Standard	Com-mend	Scale Score	Passing Standard	Com-mend	Scale Score	Passing Standard	Com-mend	Passing Standard	Com-mend

English TAKS-Alt was not tested on the campus for this group in 2009.

English TAKS-Alternate Results % Passing, Spring 2008: Students with Disabilities

164 Grade	Reading / ELA			Mathematics			Writing			Science			Social Studies			All Tests Taken	
	Scale Score	Passing Standard	Com-mend	Scale Score	Passing Standard	Com-mend	Scale Score	Passing Standard	Com-mend	Scale Score	Passing Standard	Com-mend	Scale Score	Passing Standard	Com-mend	Passing Standard	Com-mend

English TAKS-Alt was not tested on the campus for this group in 2008.

English TAKS-Modified Results % Passing, Spring 2009: Students with Disabilities

164 Grade	Reading / ELA			Mathematics			Writing			Science			Social Studies			All Tests Taken	
	Scale Score	Passing Standard	Com-mend	Scale Score	Passing Standard	Com-mend	Scale Score	Passing Standard	Com-mend	Scale Score	Passing Standard	Com-mend	Scale Score	Passing Standard	Com-mend	Passing Standard	Com-mend
3	2258	100	14	2254	100	40											
4	*	*	*	*	*	*		NSE									
5	2142	33	17	2151	83	17				1989	25	0					
Total	---	71	18	---	93	27	---			---	25	0					

English TAKS-Modified Results % Passing, Spring 2008: Students with Disabilities

164 Grade	Reading / ELA			Mathematics			Writing			Science			Social Studies			All Tests Taken	
	Scale Score	Passing Standard	Com-mend	Scale Score	Passing Standard	Com-mend	Scale Score	Passing Standard	Com-mend	Scale Score	Passing Standard	Com-mend	Scale Score	Passing Standard	Com-mend	Passing Standard	Com-mend
3	*	*	*	*	*	*											
4	*	*	*	*	*	*											
5				2082	40	0				1898	0	0					
Total	---	60	0	---	64	0				---	0	0					

NSE: No Standard Established

* Fewer than 5 students tested

For grades and subjects with multiple test administrations, the first administration results are used.

English TAKS Results % Passing, Spring 2009: Students with Disabilities																	
262 Grade	Reading / ELA			Mathematics			Writing			Science			Social Studies			All Tests Taken	
	Scale Score	Passing Standard	Com-mend	Scale Score	Passing Standard	Com-mend	Scale Score	Passing Standard	Com-mend	Scale Score	Passing Standard	Com-mend	Scale Score	Passing Standard	Com-mend	Passing Standard	Com-mend
3	*		*	*		*											
4	*		*	*		*	*		*							*	*
5	*		*														
Total	---		*	---		*	---		*							*	*

English TAKS Results % Passing, Spring 2008: Students with Disabilities																	
262 Grade	Reading / ELA			Mathematics			Writing			Science			Social Studies			All Tests Taken	
	Scale Score	Passing Standard	Com-mend	Scale Score	Passing Standard	Com-mend	Scale Score	Passing Standard	Com-mend	Scale Score	Passing Standard	Com-mend	Scale Score	Passing Standard	Com-mend	Passing Standard	Com-mend
3	*		*	*		*											
4	*		*	*		*	*		*							*	*
5																	
Total	---		*	---		*	---		*							*	*

Spanish TAKS Results % Passing, Spring 2009: Students with Disabilities														
262 Grade	Reading / ELA			Mathematics			Writing			Science			All Tests Taken	
	Scale Score	Passing Standard	Com-mend	Scale Score	Passing Standard	Com-mend	Scale Score	Passing Standard	Com-mend	Scale Score	Passing Standard	Com-mend	Passing Standard	Com-mend
3	*		*	*		*								
4														
5														
Total	---		*	---		*								

Spanish TAKS Results % Passing, Spring 2008: Students with Disabilities														
262 Grade	Reading / ELA			Mathematics			Writing			Science			All Tests Taken	
	Scale Score	Passing Standard	Com-mend	Scale Score	Passing Standard	Com-mend	Scale Score	Passing Standard	Com-mend	Scale Score	Passing Standard	Com-mend	Passing Standard	Com-mend
3														
4	*		*	*		*	*		*				*	*
5														
Total	---		*	---		*	---		*				*	*

* Fewer than 5 students tested

For grades and subjects with multiple test administrations, the first administration results are used.

English TAKS-Alternate Results % Passing, Spring 2009: Students with Disabilities

262 Grade	Reading / ELA			Mathematics			Writing			Science			Social Studies			All Tests Taken	
	Scale Score	Passing Standard	Com-mend	Scale Score	Passing Standard	Com-mend	Scale Score	Passing Standard	Com-mend	Scale Score	Passing Standard	Com-mend	Scale Score	Passing Standard	Com-mend	Passing Standard	Com-mend

English TAKS-Alt was not tested on the campus for this group in 2009.

English TAKS-Alternate Results % Passing, Spring 2008: Students with Disabilities

262 Grade	Reading / ELA			Mathematics			Writing			Science			Social Studies			All Tests Taken	
	Scale Score	Passing Standard	Com-mend	Scale Score	Passing Standard	Com-mend	Scale Score	Passing Standard	Com-mend	Scale Score	Passing Standard	Com-mend	Scale Score	Passing Standard	Com-mend	Passing Standard	Com-mend

English TAKS-Alt was not tested on the campus for this group in 2008.

English TAKS-Modified Results % Passing, Spring 2009: Students with Disabilities

262 Grade	Reading / ELA			Mathematics			Writing			Science			Social Studies			All Tests Taken	
	Scale Score	Passing Standard	Com-mend	Scale Score	Passing Standard	Com-mend	Scale Score	Passing Standard	Com-mend	Scale Score	Passing Standard	Com-mend	Scale Score	Passing Standard	Com-mend	Passing Standard	Com-mend
3	*	*	*	*	*	*											
4	2186	82	18	2173	82	0		NSE									
5	2227	73	18	2208	91	9				2110	54	8					
Total	---	79	17	---	87	4	---			---	54	8					

English TAKS-Modified Results % Passing, Spring 2008: Students with Disabilities

262 Grade	Reading / ELA			Mathematics			Writing			Science			Social Studies			All Tests Taken	
	Scale Score	Passing Standard	Com-mend	Scale Score	Passing Standard	Com-mend	Scale Score	Passing Standard	Com-mend	Scale Score	Passing Standard	Com-mend	Scale Score	Passing Standard	Com-mend	Passing Standard	Com-mend
3	2402	86	71	2469	100	71											
4	2188	75	13	2217	88	13											
5	2215	71	29	2272	86	14				2119	71	0					
Total	---	77	36	---	91	32				---	71	0					

NSE: No Standard Established

* Fewer than 5 students tested

For grades and subjects with multiple test administrations, the first administration results are used.

English TAKS Results % Passing, Spring 2009: Students with Disabilities																	
395 Grade	Reading / ELA			Mathematics			Writing			Science			Social Studies			All Tests Taken	
	Scale Score	Passing Standard	Com-mend	Scale Score	Passing Standard	Com-mend	Scale Score	Passing Standard	Com-mend	Scale Score	Passing Standard	Com-mend	Scale Score	Passing Standard	Com-mend	Passing Standard	Com-mend
3				*	*	*											
4																	
5	*	*	*	*	*	*				*	*	*					
Total	---	*	*	---	*	*				---	*	*					

English TAKS Results % Passing, Spring 2008: Students with Disabilities																	
395 Grade	Reading / ELA			Mathematics			Writing			Science			Social Studies			All Tests Taken	
	Scale Score	Passing Standard	Com-mend	Scale Score	Passing Standard	Com-mend	Scale Score	Passing Standard	Com-mend	Scale Score	Passing Standard	Com-mend	Scale Score	Passing Standard	Com-mend	Passing Standard	Com-mend
3	*	*	*	*	*	*											
4	*	*	*	*	*	*	*	*	*							*	*
5	2023	50	0	2044	29	0				2051	33	0					
Total	---	50	0	---	54	0	---	*	*	---	33	0				*	*

Spanish TAKS Results % Passing, Spring 2009: Students with Disabilities														
395 Grade	Reading / ELA			Mathematics			Writing			Science			All Tests Taken	
	Scale Score	Passing Standard	Com-mend	Scale Score	Passing Standard	Com-mend	Scale Score	Passing Standard	Com-mend	Scale Score	Passing Standard	Com-mend	Passing Standard	Com-mend
3														
4	*	*	*				*	*	*				*	*
5														
Total	---	*	*				---	*	*				*	*

Spanish TAKS Results % Passing, Spring 2008: Students with Disabilities														
395 Grade	Reading / ELA			Mathematics			Writing			Science			All Tests Taken	
	Scale Score	Passing Standard	Com-mend	Scale Score	Passing Standard	Com-mend	Scale Score	Passing Standard	Com-mend	Scale Score	Passing Standard	Com-mend	Passing Standard	Com-mend
Neither Spanish TAKS nor TAKS-A was tested on the campus for this group in 2008.														

* Fewer than 5 students tested

For grades and subjects with multiple test administrations, the first administration results are used.

English TAKS-Alternate Results % Passing, Spring 2009: Students with Disabilities																	
395 Grade	Reading / ELA			Mathematics			Writing			Science			Social Studies			All Tests Taken	
	Scale Score	Passing Standard	Com-mend	Scale Score	Passing Standard	Com-mend	Scale Score	Passing Standard	Com-mend	Scale Score	Passing Standard	Com-mend	Scale Score	Passing Standard	Com-mend	Passing Standard	Com-mend
3		*	*		*	*										*	*
4		*	*		*	*		*	*							*	0
5																	
Total		*	*		*	*		*	*							*	*

English TAKS-Alternate Results % Passing, Spring 2008: Students with Disabilities																	
395 Grade	Reading / ELA			Mathematics			Writing			Science			Social Studies			All Tests Taken	
	Scale Score	Passing Standard	Com-mend	Scale Score	Passing Standard	Com-mend	Scale Score	Passing Standard	Com-mend	Scale Score	Passing Standard	Com-mend	Scale Score	Passing Standard	Com-mend	Passing Standard	Com-mend
3		*	*		*	*										*	*
4																	
5		*	*		*	*					*	*				*	*
Total		*	*		*	*					*	*				*	*

English TAKS-Modified Results % Passing, Spring 2009: Students with Disabilities																	
395 Grade	Reading / ELA			Mathematics			Writing			Science			Social Studies			All Tests Taken	
	Scale Score	Passing Standard	Com-mend	Scale Score	Passing Standard	Com-mend	Scale Score	Passing Standard	Com-mend	Scale Score	Passing Standard	Com-mend	Scale Score	Passing Standard	Com-mend	Passing Standard	Com-mend
3	*	*	*	*	*	*											
4	*	*	*	2200	60	20		NSE									
5	2299	71	43	2216	67	33				2261	71	43					
Total	---	62	31	---	69	23	---			---	71	43					

English TAKS-Modified Results % Passing, Spring 2008: Students with Disabilities																	
395 Grade	Reading / ELA			Mathematics			Writing			Science			Social Studies			All Tests Taken	
	Scale Score	Passing Standard	Com-mend	Scale Score	Passing Standard	Com-mend	Scale Score	Passing Standard	Com-mend	Scale Score	Passing Standard	Com-mend	Scale Score	Passing Standard	Com-mend	Passing Standard	Com-mend
3	*	*	*	*	*	*											
4	*	*	*	*	*	*											
5	2284	80	20	*	*	*				2006	40	0					
Total	---	82	9	---	90	20				---	40	0					

NSE: No Standard Established

* Fewer than 5 students tested

For grades and subjects with multiple test administrations, the first administration results are used.

English TAKS Results % Passing, Spring 2009: Students with Disabilities																	
175 Grade	Reading / ELA			Mathematics			Writing			Science			Social Studies			All Tests Taken	
	Scale Score	Passing Standard	Com-mend	Scale Score	Passing Standard	Com-mend	Scale Score	Passing Standard	Com-mend	Scale Score	Passing Standard	Com-mend	Scale Score	Passing Standard	Com-mend	Passing Standard	Com-mend
3	*		*	*		*											
4	*		*	*		*	*		*							*	*
5	*		*	*		*				*		*					
Total	---		*	---	71	14	---	*	*	---	*	*				*	*

English TAKS Results % Passing, Spring 2008: Students with Disabilities																	
175 Grade	Reading / ELA			Mathematics			Writing			Science			Social Studies			All Tests Taken	
	Scale Score	Passing Standard	Com-mend	Scale Score	Passing Standard	Com-mend	Scale Score	Passing Standard	Com-mend	Scale Score	Passing Standard	Com-mend	Scale Score	Passing Standard	Com-mend	Passing Standard	Com-mend
3				*		*											
4	2219	80	0	2164	83	0	*	*	*							50	0
5	*		*							*		*					
Total	---	83	0	---	67	0	---	*	*	---	*	*				50	0

Spanish TAKS Results % Passing, Spring 2009: Students with Disabilities														
175 Grade	Reading / ELA			Mathematics			Writing			Science			All Tests Taken	
	Scale Score	Passing Standard	Com-mend	Scale Score	Passing Standard	Com-mend	Scale Score	Passing Standard	Com-mend	Scale Score	Passing Standard	Com-mend	Passing Standard	Com-mend
3														
4	*		*	*		*	*		*				*	*
5														
Total	---	*	*	---	*	*	---	*	*				*	*

Neither Spanish TAKS nor TAKS-A was tested on the campus for this group in 2009.

* Fewer than 5 students tested

For grades and subjects with multiple test administrations, the first administration results are used.

English TAKS-Alternate Results % Passing, Spring 2009: Students with Disabilities																	
175 Grade	Reading / ELA			Mathematics			Writing			Science			Social Studies			All Tests Taken	
	Scale Score	Passing Standard	Com-mend	Scale Score	Passing Standard	Com-mend	Scale Score	Passing Standard	Com-mend	Scale Score	Passing Standard	Com-mend	Scale Score	Passing Standard	Com-mend	Passing Standard	Com-mend
3																	
4		*	*		*	*		*	*							*	0
5																	
Total		*	*		*	*		*	*							*	0

English TAKS-Alternate Results % Passing, Spring 2008: Students with Disabilities																	
175 Grade	Reading / ELA			Mathematics			Writing			Science			Social Studies			All Tests Taken	
	Scale Score	Passing Standard	Com-mend	Scale Score	Passing Standard	Com-mend	Scale Score	Passing Standard	Com-mend	Scale Score	Passing Standard	Com-mend	Scale Score	Passing Standard	Com-mend	Passing Standard	Com-mend
3		*	*		*	*										*	*
4																	
5		*	*		*	*					*	*				*	*
Total		*	*		*	*					*	*				*	*

English TAKS-Modified Results % Passing, Spring 2009: Students with Disabilities																	
175 Grade	Reading / ELA			Mathematics			Writing			Science			Social Studies			All Tests Taken	
	Scale Score	Passing Standard	Com-mend	Scale Score	Passing Standard	Com-mend	Scale Score	Passing Standard	Com-mend	Scale Score	Passing Standard	Com-mend	Scale Score	Passing Standard	Com-mend	Passing Standard	Com-mend
3	2099	60	0	*	*	*											
4	2063	40	0	2101	50	0		NSE									
5	2187	63	13	2306	75	38				2057	33	11					
Total	---	52	4	---	57	14	---			---	33	11					

English TAKS-Modified Results % Passing, Spring 2008: Students with Disabilities																	
175 Grade	Reading / ELA			Mathematics			Writing			Science			Social Studies			All Tests Taken	
	Scale Score	Passing Standard	Com-mend	Scale Score	Passing Standard	Com-mend	Scale Score	Passing Standard	Com-mend	Scale Score	Passing Standard	Com-mend	Scale Score	Passing Standard	Com-mend	Passing Standard	Com-mend
3	2304	71	29	*	*	*											
4	2276	100	20	*	*	*											
5	2188	62	15	2115	53	0				1992	33	0					
Total	---	72	20	---	61	9				---	33	0					

NSE: No Standard Established

* Fewer than 5 students tested

For grades and subjects with multiple test administrations, the first administration results are used.

English TAKS Results % Passing, Spring 2009: Students with Disabilities																	
187 Grade	Reading / ELA			Mathematics			Writing			Science			Social Studies			All Tests Taken	
	Scale Score	Passing Standard	Com-mend	Scale Score	Passing Standard	Com-mend	Scale Score	Passing Standard	Com-mend	Scale Score	Passing Standard	Com-mend	Scale Score	Passing Standard	Com-mend	Passing Standard	Com-mend
3	*	*	*	*	*	*											
4	2341	100	57	2474	100	100	2414	86	57							86	29
5	2044	40	0	2395	100	60				*	*	*					
Total	---	77	31	---	100	77	---	86	57	---	*	*				86	29

English TAKS Results % Passing, Spring 2008: Students with Disabilities																	
187 Grade	Reading / ELA			Mathematics			Writing			Science			Social Studies			All Tests Taken	
	Scale Score	Passing Standard	Com-mend	Scale Score	Passing Standard	Com-mend	Scale Score	Passing Standard	Com-mend	Scale Score	Passing Standard	Com-mend	Scale Score	Passing Standard	Com-mend	Passing Standard	Com-mend
3	2104	29	14	2059	71	0											
4	1976	43	0	2159	86	29	2104	38	13							29	0
5	1947	17	8	2075	42	8				2103	55	18					
Total	---	27	8	---	62	12	---	38	13	---	55	18				29	0

Spanish TAKS Results % Passing, Spring 2009: Students with Disabilities														
187 Grade	Reading / ELA			Mathematics			Writing			Science			All Tests Taken	
	Scale Score	Passing Standard	Com-mend	Scale Score	Passing Standard	Com-mend	Scale Score	Passing Standard	Com-mend	Scale Score	Passing Standard	Com-mend	Passing Standard	Com-mend
3	*	*	*	*	*	*								
4														
5														
Total	---	*	*	---	*	*								

Spanish TAKS Results % Passing, Spring 2008: Students with Disabilities														
187 Grade	Reading / ELA			Mathematics			Writing			Science			All Tests Taken	
	Scale Score	Passing Standard	Com-mend	Scale Score	Passing Standard	Com-mend	Scale Score	Passing Standard	Com-mend	Scale Score	Passing Standard	Com-mend	Passing Standard	Com-mend
3	*	*	*	*	*	*								
4														
5														
Total	---	*	*	---	*	*								

* Fewer than 5 students tested

For grades and subjects with multiple test administrations, the first administration results are used.

English TAKS-Alternate Results % Passing, Spring 2009: Students with Disabilities																	
187 Grade	Reading / ELA			Mathematics			Writing			Science			Social Studies			All Tests Taken	
	Scale Score	Passing Standard	Com-mend	Scale Score	Passing Standard	Com-mend	Scale Score	Passing Standard	Com-mend	Scale Score	Passing Standard	Com-mend	Scale Score	Passing Standard	Com-mend	Passing Standard	Com-mend
English TAKS-Alt was not tested on the campus for this group in 2009.																	

English TAKS-Alternate Results % Passing, Spring 2008: Students with Disabilities																	
187 Grade	Reading / ELA			Mathematics			Writing			Science			Social Studies			All Tests Taken	
	Scale Score	Passing Standard	Com-mend	Scale Score	Passing Standard	Com-mend	Scale Score	Passing Standard	Com-mend	Scale Score	Passing Standard	Com-mend	Scale Score	Passing Standard	Com-mend	Passing Standard	Com-mend
English TAKS-Alt was not tested on the campus for this group in 2008.																	

English TAKS-Modified Results % Passing, Spring 2009: Students with Disabilities																	
187 Grade	Reading / ELA			Mathematics			Writing			Science			Social Studies			All Tests Taken	
	Scale Score	Passing Standard	Com-mend	Scale Score	Passing Standard	Com-mend	Scale Score	Passing Standard	Com-mend	Scale Score	Passing Standard	Com-mend	Scale Score	Passing Standard	Com-mend	Passing Standard	Com-mend
3	*	<div></div>	*	*	<div></div>	*		<div></div>			<div></div>			<div></div>		<div></div>	<div></div>
4	*	<div></div>	*	*	<div></div>	*		NSE			<div></div>			<div></div>		<div></div>	<div></div>
5	*	<div></div>	*	*	<div></div>	*		<div></div>		*	<div></div>	*		<div></div>		<div></div>	<div></div>
Total	---	<div>86</div>	0	---	<div>86</div>	57	---	<div></div>		---	<div></div>	*		<div></div>		<div></div>	<div></div>

English TAKS-Modified Results % Passing, Spring 2008: Students with Disabilities																		
187 Grade	Reading / ELA			Mathematics			Writing			Science			Social Studies			All Tests Taken		
	Scale Score	Passing Standard	Com-mend	Scale Score	Passing Standard	Com-mend	Scale Score	Passing Standard	Com-mend	Scale Score	Passing Standard	Com-mend	Scale Score	Passing Standard	Com-mend	Passing Standard	Com-mend	
3	*	*	*	*	*	*												
4	*	*	*	*	*	*												
5	*	*	*	*	*	*				*	*	*						
Total	---	43	0	---	83	17				---	*	*						

NSE: No Standard Established

* Fewer than 5 students tested

For grades and subjects with multiple test administrations, the first administration results are used.

English TAKS Results % Passing, Spring 2009: Students with Disabilities																	
263 Grade	Reading / ELA			Mathematics			Writing			Science			Social Studies			All Tests Taken	
	Scale Score	Passing Standard	Com-mend	Scale Score	Passing Standard	Com-mend	Scale Score	Passing Standard	Com-mend	Scale Score	Passing Standard	Com-mend	Scale Score	Passing Standard	Com-mend	Passing Standard	Com-mend
3	*	*	*	*	*	*											
4	*	*	*	*	*	*	*	*	*							*	*
5	*	*	*	*	*	*				*	*	*					
Total	---	57	14	---	33	11	---	*	*	---	*	*				*	*

English TAKS Results % Passing, Spring 2008: Students with Disabilities																	
263 Grade	Reading / ELA			Mathematics			Writing			Science			Social Studies			All Tests Taken	
	Scale Score	Passing Standard	Com-mend	Scale Score	Passing Standard	Com-mend	Scale Score	Passing Standard	Com-mend	Scale Score	Passing Standard	Com-mend	Scale Score	Passing Standard	Com-mend	Passing Standard	Com-mend
3	*	*	*	*	*	*											
4	*	*	*	*	*	*	*	*	*							40	20
5	*	*	*	2184	60	40				2044	43	29					
Total	---	63	25	---	45	18	---	*	*	---	43	29				40	20

Spanish TAKS Results % Passing, Spring 2009: Students with Disabilities														
263 Grade	Reading / ELA			Mathematics			Writing			Science			All Tests Taken	
	Scale Score	Passing Standard	Com-mend	Scale Score	Passing Standard	Com-mend	Scale Score	Passing Standard	Com-mend	Scale Score	Passing Standard	Com-mend	Passing Standard	Com-mend
Neither Spanish TAKS nor TAKS-A was tested on the campus for this group in 2009.														

Spanish TAKS Results % Passing, Spring 2008: Students with Disabilities														
263 Grade	Reading / ELA			Mathematics			Writing			Science			All Tests Taken	
	Scale Score	Passing Standard	Com-mend	Scale Score	Passing Standard	Com-mend	Scale Score	Passing Standard	Com-mend	Scale Score	Passing Standard	Com-mend	Passing Standard	Com-mend
Neither Spanish TAKS nor TAKS-A was tested on the campus for this group in 2008.														

* Fewer than 5 students tested

For grades and subjects with multiple test administrations, the first administration results are used.

English TAKS-Alternate Results % Passing, Spring 2009: Students with Disabilities																	
263 Grade	Reading / ELA			Mathematics			Writing			Science			Social Studies			All Tests Taken	
	Scale Score	Passing Standard	Com-mend	Scale Score	Passing Standard	Com-mend	Scale Score	Passing Standard	Com-mend	Scale Score	Passing Standard	Com-mend	Scale Score	Passing Standard	Com-mend	Passing Standard	Com-mend
3		*	*		*	*										*	*
4		*	*		*	*		*	*							*	*
5		*	*		*	*					*	*				*	0
Total		50	12		50	12		*	*		*	*				50	0

English TAKS-Alternate Results % Passing, Spring 2008: Students with Disabilities																	
263 Grade	Reading / ELA			Mathematics			Writing			Science			Social Studies			All Tests Taken	
	Scale Score	Passing Standard	Com-mend	Scale Score	Passing Standard	Com-mend	Scale Score	Passing Standard	Com-mend	Scale Score	Passing Standard	Com-mend	Scale Score	Passing Standard	Com-mend	Passing Standard	Com-mend
3		*	*		*	*										*	*
4		*	*		*	*		*	*							*	*
5																	
Total		0	0		20	0		*	*							0	0

English TAKS-Modified Results % Passing, Spring 2009: Students with Disabilities																	
263 Grade	Reading / ELA			Mathematics			Writing			Science			Social Studies			All Tests Taken	
	Scale Score	Passing Standard	Com-mend	Scale Score	Passing Standard	Com-mend	Scale Score	Passing Standard	Com-mend	Scale Score	Passing Standard	Com-mend	Scale Score	Passing Standard	Com-mend	Passing Standard	Com-mend
3	*	*	*	*	*	*											
4	*	*	*	*	*	*		NSE									
5	2203	100	14	2163	83	0				2097	43	14					
Total	---	85	15	---	82	0	---			---	43	14					

English TAKS-Modified Results % Passing, Spring 2008: Students with Disabilities																	
263 Grade	Reading / ELA			Mathematics			Writing			Science			Social Studies			All Tests Taken	
	Scale Score	Passing Standard	Com-mend	Scale Score	Passing Standard	Com-mend	Scale Score	Passing Standard	Com-mend	Scale Score	Passing Standard	Com-mend	Scale Score	Passing Standard	Com-mend	Passing Standard	Com-mend
3	*	*	*	*	*	*											
4	2263	86	14	2198	88	13											
5	*	*	*	*	*	*											
Total	---	93	14	---	91	18											

NSE: No Standard Established

* Fewer than 5 students tested

For grades and subjects with multiple test administrations, the first administration results are used.

English TAKS Results % Passing, Spring 2009: Students with Disabilities																	
203 Grade	Reading / ELA			Mathematics			Writing			Science			Social Studies			All Tests Taken	
	Scale Score	Passing Standard	Com-mend	Scale Score	Passing Standard	Com-mend	Scale Score	Passing Standard	Com-mend	Scale Score	Passing Standard	Com-mend	Scale Score	Passing Standard	Com-mend	Passing Standard	Com-mend
3																	
4	*	*	*	*	*	*	*	*	*							*	*
5																	
Total	---	*	*	---	*	*	---	*	*							*	*

English TAKS Results % Passing, Spring 2008: Students with Disabilities																	
203 Grade	Reading / ELA			Mathematics			Writing			Science			Social Studies			All Tests Taken	
	Scale Score	Passing Standard	Com-mend	Scale Score	Passing Standard	Com-mend	Scale Score	Passing Standard	Com-mend	Scale Score	Passing Standard	Com-mend	Scale Score	Passing Standard	Com-mend	Passing Standard	Com-mend
3	2170	60	20	2133	60	0											
4							*	*	*							*	*
5				2070	40	20											
Total	---	60	20	---	50	10	---	*	*							*	*

Spanish TAKS Results % Passing, Spring 2009: Students with Disabilities														
203 Grade	Reading / ELA			Mathematics			Writing			Science			All Tests Taken	
	Scale Score	Passing Standard	Com-mend	Scale Score	Passing Standard	Com-mend	Scale Score	Passing Standard	Com-mend	Scale Score	Passing Standard	Com-mend	Passing Standard	Com-mend
Neither Spanish TAKS nor TAKS-A was tested on the campus for this group in 2009.														

Spanish TAKS Results % Passing, Spring 2008: Students with Disabilities														
203 Grade	Reading / ELA			Mathematics			Writing			Science			All Tests Taken	
	Scale Score	Passing Standard	Com-mend	Scale Score	Passing Standard	Com-mend	Scale Score	Passing Standard	Com-mend	Scale Score	Passing Standard	Com-mend	Passing Standard	Com-mend
Neither Spanish TAKS nor TAKS-A was tested on the campus for this group in 2008.														

* Fewer than 5 students tested

For grades and subjects with multiple test administrations, the first administration results are used.

English TAKS-Alternate Results % Passing, Spring 2009: Students with Disabilities																	
203 Grade	Reading / ELA			Mathematics			Writing			Science			Social Studies			All Tests Taken	
	Scale Score	Passing Standard	Com-mend	Scale Score	Passing Standard	Com-mend	Scale Score	Passing Standard	Com-mend	Scale Score	Passing Standard	Com-mend	Scale Score	Passing Standard	Com-mend	Passing Standard	Com-mend
3		80	20		80	40										80	0
4		*	*		*	*		*	*							*	*
5		100	0		100	0					100	20				100	0
Total		85	8		92	15		*	*		100	20				85	0

English TAKS-Alternate Results % Passing, Spring 2008: Students with Disabilities																	
203 Grade	Reading / ELA			Mathematics			Writing			Science			Social Studies			All Tests Taken	
	Scale Score	Passing Standard	Com-mend	Scale Score	Passing Standard	Com-mend	Scale Score	Passing Standard	Com-mend	Scale Score	Passing Standard	Com-mend	Scale Score	Passing Standard	Com-mend	Passing Standard	Com-mend
3		*	*		*	*										*	*
4		*	*		*	*		*	*							*	*
5		*	*		*	*					*	*				*	*
Total		0	0		0	0		*	*		*	*				0	0

English TAKS-Modified Results % Passing, Spring 2009: Students with Disabilities																	
203 Grade	Reading / ELA			Mathematics			Writing			Science			Social Studies			All Tests Taken	
	Scale Score	Passing Standard	Com-mend	Scale Score	Passing Standard	Com-mend	Scale Score	Passing Standard	Com-mend	Scale Score	Passing Standard	Com-mend	Scale Score	Passing Standard	Com-mend	Passing Standard	Com-mend
3	2465	100	80	2477	80	80											
4	2371	100	75	2464	100	88		NSE									
5	2262	100	10	2368	100	40				2430	100	80					
Total	---	100	48	---	96	65	---			---	100	80					

English TAKS-Modified Results % Passing, Spring 2008: Students with Disabilities																	
203 Grade	Reading / ELA			Mathematics			Writing			Science			Social Studies			All Tests Taken	
	Scale Score	Passing Standard	Com-mend	Scale Score	Passing Standard	Com-mend	Scale Score	Passing Standard	Com-mend	Scale Score	Passing Standard	Com-mend	Scale Score	Passing Standard	Com-mend	Passing Standard	Com-mend
3	2459	100	80	2579	100	80											
4	2363	89	67	2352	89	56											
5	2392	100	44	*	*	*				2395	100	56					
Total	---	96	61	---	94	56				---	100	56					

NSE: No Standard Established

* Fewer than 5 students tested

For grades and subjects with multiple test administrations, the first administration results are used.

English TAKS Results % Passing, Spring 2009: Students with Disabilities																	
264 Grade	Reading / ELA			Mathematics			Writing			Science			Social Studies			All Tests Taken	
	Scale Score	Passing Standard	Com-mend	Scale Score	Passing Standard	Com-mend	Scale Score	Passing Standard	Com-mend	Scale Score	Passing Standard	Com-mend	Scale Score	Passing Standard	Com-mend	Passing Standard	Com-mend
3	*	*	*														
4	1959	33	0	2004	33	0	2007	14	0							14	0
5	1878	20	0	1986	33	0				1962	33	0					
Total	---	25	0	---	33	0	---	14	0	---	33	0				14	0

English TAKS Results % Passing, Spring 2008: Students with Disabilities																	
264 Grade	Reading / ELA			Mathematics			Writing			Science			Social Studies			All Tests Taken	
	Scale Score	Passing Standard	Com-mend	Scale Score	Passing Standard	Com-mend	Scale Score	Passing Standard	Com-mend	Scale Score	Passing Standard	Com-mend	Scale Score	Passing Standard	Com-mend	Passing Standard	Com-mend
3	2029	40	0	2105	60	0											
4	1916	20	0	2022	40	0	2055	20	0							20	0
5	1844	0	0	1805	0	0				1814	0	0					
Total	---	16	0	---	25	0	---	20	0	---	0	0				20	0

Spanish TAKS Results % Passing, Spring 2009: Students with Disabilities														
264 Grade	Reading / ELA			Mathematics			Writing			Science			All Tests Taken	
	Scale Score	Passing Standard	Com-mend	Scale Score	Passing Standard	Com-mend	Scale Score	Passing Standard	Com-mend	Scale Score	Passing Standard	Com-mend	Passing Standard	Com-mend
3	*	*	*	*	*	*								
4	*	*	*	*	*	*	*	*	*				*	*
5														
Total	---	*	*	---	*	*	---	*	*				*	*

Spanish TAKS Results % Passing, Spring 2008: Students with Disabilities														
264 Grade	Reading / ELA			Mathematics			Writing			Science			All Tests Taken	
	Scale Score	Passing Standard	Com-mend	Scale Score	Passing Standard	Com-mend	Scale Score	Passing Standard	Com-mend	Scale Score	Passing Standard	Com-mend	Passing Standard	Com-mend
3	*	*	*	*	*	*								
4	*	*	*	*	*	*	*	*	*				*	*
5														
Total	---	*	*	---	*	*	---	*	*				*	*

* Fewer than 5 students tested

For grades and subjects with multiple test administrations, the first administration results are used.

English TAKS-Alternate Results % Passing, Spring 2009: Students with Disabilities																	
264 Grade	Reading / ELA			Mathematics			Writing			Science			Social Studies			All Tests Taken	
	Scale Score	Passing Standard	Com-mend	Scale Score	Passing Standard	Com-mend	Scale Score	Passing Standard	Com-mend	Scale Score	Passing Standard	Com-mend	Scale Score	Passing Standard	Com-mend	Passing Standard	Com-mend
English TAKS-Alt was not tested on the campus for this group in 2009.																	

English TAKS-Alternate Results % Passing, Spring 2008: Students with Disabilities																	
264 Grade	Reading / ELA			Mathematics			Writing			Science			Social Studies			All Tests Taken	
	Scale Score	Passing Standard	Com-mend	Scale Score	Passing Standard	Com-mend	Scale Score	Passing Standard	Com-mend	Scale Score	Passing Standard	Com-mend	Scale Score	Passing Standard	Com-mend	Passing Standard	Com-mend
English TAKS-Alt was not tested on the campus for this group in 2008.																	

English TAKS-Modified Results % Passing, Spring 2009: Students with Disabilities																	
264 Grade	Reading / ELA			Mathematics			Writing			Science			Social Studies			All Tests Taken	
	Scale Score	Passing Standard	Com-mend	Scale Score	Passing Standard	Com-mend	Scale Score	Passing Standard	Com-mend	Scale Score	Passing Standard	Com-mend	Scale Score	Passing Standard	Com-mend	Passing Standard	Com-mend
3				*	*	*											
4	*	*	*	*	*	*		NSE									
5	*	*	*	*	*	*				*	*	*					
Total	---	*	*	---	*	*	---			---	*	*					

English TAKS-Modified Results % Passing, Spring 2008: Students with Disabilities																	
264 Grade	Reading / ELA			Mathematics			Writing			Science			Social Studies			All Tests Taken	
	Scale Score	Passing Standard	Com-mend	Scale Score	Passing Standard	Com-mend	Scale Score	Passing Standard	Com-mend	Scale Score	Passing Standard	Com-mend	Scale Score	Passing Standard	Com-mend	Passing Standard	Com-mend
3	*	*	*	*	*	*											
4	*	*	*	*	*	*											
5	2208	100	0	2015	20	0				1931	20	0					
Total	---	56	0	---	22	0				---	20	0					

NSE: No Standard Established

* Fewer than 5 students tested

For grades and subjects with multiple test administrations, the first administration results are used.

English TAKS Results % Passing, Spring 2009: Students with Disabilities																	
207 Grade	Reading / ELA			Mathematics			Writing			Science			Social Studies			All Tests Taken	
	Scale Score	Passing Standard	Com-mend	Scale Score	Passing Standard	Com-mend	Scale Score	Passing Standard	Com-mend	Scale Score	Passing Standard	Com-mend	Scale Score	Passing Standard	Com-mend	Passing Standard	Com-mend
3																	
4	*	*	*	*	*	*	*	*	*							*	*
5	2153	71	0	2131	43	29				2153	88	0					
Total	---	78	11	---	50	25	---	*	*	---	88	0				*	*

English TAKS Results % Passing, Spring 2008: Students with Disabilities																	
207 Grade	Reading / ELA			Mathematics			Writing			Science			Social Studies			All Tests Taken	
	Scale Score	Passing Standard	Com-mend	Scale Score	Passing Standard	Com-mend	Scale Score	Passing Standard	Com-mend	Scale Score	Passing Standard	Com-mend	Scale Score	Passing Standard	Com-mend	Passing Standard	Com-mend
3	*	*	*	*	*	*											
4	*	*	*	*	*	*	*	*	*							*	*
5	2121	80	0	*	*	*				*	*	*					
Total	---	82	27	---	75	25	---	*	*	---	*	*				*	*

Spanish TAKS Results % Passing, Spring 2009: Students with Disabilities														
207 Grade	Reading / ELA			Mathematics			Writing			Science			All Tests Taken	
	Scale Score	Passing Standard	Com-mend	Scale Score	Passing Standard	Com-mend	Scale Score	Passing Standard	Com-mend	Scale Score	Passing Standard	Com-mend	Passing Standard	Com-mend
3														
4	*	*	*	*	*	*	*	*	*				*	*
5														
Total	---	*	*	---	*	*	---	*	*				*	*

Spanish TAKS Results % Passing, Spring 2008: Students with Disabilities														
207 Grade	Reading / ELA			Mathematics			Writing			Science			All Tests Taken	
	Scale Score	Passing Standard	Com-mend	Scale Score	Passing Standard	Com-mend	Scale Score	Passing Standard	Com-mend	Scale Score	Passing Standard	Com-mend	Passing Standard	Com-mend
3	*	*	*	*	*	*								
4	*	*	*	*	*	*	*	*	*				*	*
5														
Total	---	*	*	---	*	*	---	*	*				*	*

* Fewer than 5 students tested

For grades and subjects with multiple test administrations, the first administration results are used.

English TAKS-Alternate Results % Passing, Spring 2009: Students with Disabilities																	
207 Grade	Reading / ELA			Mathematics			Writing			Science			Social Studies			All Tests Taken	
	Scale Score	Passing Standard	Com-mend	Scale Score	Passing Standard	Com-mend	Scale Score	Passing Standard	Com-mend	Scale Score	Passing Standard	Com-mend	Scale Score	Passing Standard	Com-mend	Passing Standard	Com-mend
3		*	*		*	*										*	0
4		*	*		*	*		*	*							*	*
5		*	*		*	*					*	*				*	0
Total		*	*		*	*		*	*		*	*				*	*

English TAKS-Alternate Results % Passing, Spring 2008: Students with Disabilities																	
207 Grade	Reading / ELA			Mathematics			Writing			Science			Social Studies			All Tests Taken	
	Scale Score	Passing Standard	Com-mend	Scale Score	Passing Standard	Com-mend	Scale Score	Passing Standard	Com-mend	Scale Score	Passing Standard	Com-mend	Scale Score	Passing Standard	Com-mend	Passing Standard	Com-mend
3		0	0		0	0										0	0
4		*	*		*	*		*	*							*	*
5		*	*		*	*					*	*				*	*
Total		0	0		0	0		*	*		*	*				0	0

English TAKS-Modified Results % Passing, Spring 2009: Students with Disabilities																	
207 Grade	Reading / ELA			Mathematics			Writing			Science			Social Studies			All Tests Taken	
	Scale Score	Passing Standard	Com-mend	Scale Score	Passing Standard	Com-mend	Scale Score	Passing Standard	Com-mend	Scale Score	Passing Standard	Com-mend	Scale Score	Passing Standard	Com-mend	Passing Standard	Com-mend
3	*	*	*	*	*	*											
4	2037	20	0	2069	17	0		NSE									
5	*	*	*	*	*	*				*	*	*					
Total	---	45	0	---	42	0	---			---	*	*					

English TAKS-Modified Results % Passing, Spring 2008: Students with Disabilities																	
207 Grade	Reading / ELA			Mathematics			Writing			Science			Social Studies			All Tests Taken	
	Scale Score	Passing Standard	Com-mend	Scale Score	Passing Standard	Com-mend	Scale Score	Passing Standard	Com-mend	Scale Score	Passing Standard	Com-mend	Scale Score	Passing Standard	Com-mend	Passing Standard	Com-mend
3	2075	57	0	2116	44	0											
4	2209	43	43	2106	43	0											
5	*	*	*	*	*	*				2122	60	20					
Total	---	56	19	---	50	5				---	60	20					

NSE: No Standard Established

* Fewer than 5 students tested

For grades and subjects with multiple test administrations, the first administration results are used.

English TAKS Results % Passing, Spring 2009: Students with Disabilities																	
265 Grade	Reading / ELA			Mathematics			Writing			Science			Social Studies			All Tests Taken	
	Scale Score	Passing Standard	Com-mend	Scale Score	Passing Standard	Com-mend	Scale Score	Passing Standard	Com-mend	Scale Score	Passing Standard	Com-mend	Scale Score	Passing Standard	Com-mend	Passing Standard	Com-mend
3	*	*	*	*	*	*											
4	*	*	*	*	*	*	*	*	*							*	*
5	*	*	*	*	*	*				*	*	*					
Total	---	*	*	---	*	*	---	*	*	---	*	*				*	*

English TAKS Results % Passing, Spring 2008: Students with Disabilities																	
265 Grade	Reading / ELA			Mathematics			Writing			Science			Social Studies			All Tests Taken	
	Scale Score	Passing Standard	Com-mend	Scale Score	Passing Standard	Com-mend	Scale Score	Passing Standard	Com-mend	Scale Score	Passing Standard	Com-mend	Scale Score	Passing Standard	Com-mend	Passing Standard	Com-mend
3	*	*	*	*	*	*											
4	*	*	*	*	*	*	*	*	*							0	0
5	1923	22	11	2026	30	10				1956	20	10					
Total	---	20	7	---	33	6	---	*	*	---	20	10				0	0

Spanish TAKS Results % Passing, Spring 2009: Students with Disabilities														
265 Grade	Reading / ELA			Mathematics			Writing			Science			All Tests Taken	
	Scale Score	Passing Standard	Com-mend	Scale Score	Passing Standard	Com-mend	Scale Score	Passing Standard	Com-mend	Scale Score	Passing Standard	Com-mend	Passing Standard	Com-mend
3														
4	*	*	*	*	*	*	*	*	*				*	*
5														
Total	---	*	*	---	*	*	---	*	*				*	*

Spanish TAKS Results % Passing, Spring 2008: Students with Disabilities														
265 Grade	Reading / ELA			Mathematics			Writing			Science			All Tests Taken	
	Scale Score	Passing Standard	Com-mend	Scale Score	Passing Standard	Com-mend	Scale Score	Passing Standard	Com-mend	Scale Score	Passing Standard	Com-mend	Passing Standard	Com-mend
3	*	*	*	*	*	*								
4	*	*	*	*	*	*	*	*	*				*	*
5	*	*	*	*	*	*				*	*	*		
Total	---	100	50	---	83	17	---	*	*	---	*	*	*	*

* Fewer than 5 students tested

For grades and subjects with multiple test administrations, the first administration results are used.

English TAKS-Alternate Results % Passing, Spring 2009: Students with Disabilities																	
265 Grade	Reading / ELA			Mathematics			Writing			Science			Social Studies			All Tests Taken	
	Scale Score	Passing Standard	Com-mend	Scale Score	Passing Standard	Com-mend	Scale Score	Passing Standard	Com-mend	Scale Score	Passing Standard	Com-mend	Scale Score	Passing Standard	Com-mend	Passing Standard	Com-mend
3		*	*		*	*										*	0
4		*	*		*	*		*	*							*	*
5																	
Total		*	*		*	*		*	*							*	*

English TAKS-Alternate Results % Passing, Spring 2008: Students with Disabilities																	
265 Grade	Reading / ELA			Mathematics			Writing			Science			Social Studies			All Tests Taken	
	Scale Score	Passing Standard	Com-mend	Scale Score	Passing Standard	Com-mend	Scale Score	Passing Standard	Com-mend	Scale Score	Passing Standard	Com-mend	Scale Score	Passing Standard	Com-mend	Passing Standard	Com-mend
3		*	*		*	*										*	*
4																	
5		*	*		*	*					*	*				*	*
Total		*	*		*	*					*	*				*	*

English TAKS-Modified Results % Passing, Spring 2009: Students with Disabilities																	
265 Grade	Reading / ELA			Mathematics			Writing			Science			Social Studies			All Tests Taken	
	Scale Score	Passing Standard	Com-mend	Scale Score	Passing Standard	Com-mend	Scale Score	Passing Standard	Com-mend	Scale Score	Passing Standard	Com-mend	Scale Score	Passing Standard	Com-mend	Passing Standard	Com-mend
3	*	*	*	*	*	*											
4	2287	78	33	2222	88	25		NSE									
5	2192	64	18	2235	83	8				2146	70	20					
Total	---	70	22	---	83	13	---			---	70	20					

English TAKS-Modified Results % Passing, Spring 2008: Students with Disabilities																	
265 Grade	Reading / ELA			Mathematics			Writing			Science			Social Studies			All Tests Taken	
	Scale Score	Passing Standard	Com-mend	Scale Score	Passing Standard	Com-mend	Scale Score	Passing Standard	Com-mend	Scale Score	Passing Standard	Com-mend	Scale Score	Passing Standard	Com-mend	Passing Standard	Com-mend
3																	
4	*	*	*	*	*	*											
5	*	*	*	2065	20	0				1840	0	0					
Total	---	40	0	---	43	0				---	0	0					

NSE: No Standard Established

* Fewer than 5 students tested

For grades and subjects with multiple test administrations, the first administration results are used.

English TAKS Results % Passing, Spring 2009: Students with Disabilities																	
225 Grade	Reading / ELA			Mathematics			Writing			Science			Social Studies			All Tests Taken	
	Scale Score	Passing Standard	Com-mend	Scale Score	Passing Standard	Com-mend	Scale Score	Passing Standard	Com-mend	Scale Score	Passing Standard	Com-mend	Scale Score	Passing Standard	Com-mend	Passing Standard	Com-mend
3	*		*	*		*											
4	*		*	*		*	*		*							*	*
5	*		*	*		*				*		*					
Total	---	33	17	---	33	17	---	*	*	---	*	*				*	*

English TAKS Results % Passing, Spring 2008: Students with Disabilities																	
225 Grade	Reading / ELA			Mathematics			Writing			Science			Social Studies			All Tests Taken	
	Scale Score	Passing Standard	Com-mend	Scale Score	Passing Standard	Com-mend	Scale Score	Passing Standard	Com-mend	Scale Score	Passing Standard	Com-mend	Scale Score	Passing Standard	Com-mend	Passing Standard	Com-mend
3	*		*	*		*											
4	*		*	*		*	*		*							*	*
5	*		*	*		*				*		*					
Total	---	33	0	---	50	0	---	*	*	---	*	*				*	*

Spanish TAKS Results % Passing, Spring 2009: Students with Disabilities														
225 Grade	Reading / ELA			Mathematics			Writing			Science			All Tests Taken	
	Scale Score	Passing Standard	Com-mend	Scale Score	Passing Standard	Com-mend	Scale Score	Passing Standard	Com-mend	Scale Score	Passing Standard	Com-mend	Passing Standard	Com-mend
Neither Spanish TAKS nor TAKS-A was tested on the campus for this group in 2009.														

Spanish TAKS Results % Passing, Spring 2008: Students with Disabilities														
225 Grade	Reading / ELA			Mathematics			Writing			Science			All Tests Taken	
	Scale Score	Passing Standard	Com-mend	Scale Score	Passing Standard	Com-mend	Scale Score	Passing Standard	Com-mend	Scale Score	Passing Standard	Com-mend	Passing Standard	Com-mend
Neither Spanish TAKS nor TAKS-A was tested on the campus for this group in 2008.														

* Fewer than 5 students tested

For grades and subjects with multiple test administrations, the first administration results are used.

English TAKS-Alternate Results % Passing, Spring 2009: Students with Disabilities																	
225 Grade	Reading / ELA			Mathematics			Writing			Science			Social Studies			All Tests Taken	
	Scale Score	Passing Standard	Com-mend	Scale Score	Passing Standard	Com-mend	Scale Score	Passing Standard	Com-mend	Scale Score	Passing Standard	Com-mend	Scale Score	Passing Standard	Com-mend	Passing Standard	Com-mend
3		*	*		*	*										*	0
4		*	*		*	*		*	*							*	*
5		*	*		*	*					*	*				*	*
Total		29	0		29	0		*	*		*	*				14	0

English TAKS-Alternate Results % Passing, Spring 2008: Students with Disabilities																	
225 Grade	Reading / ELA			Mathematics			Writing			Science			Social Studies			All Tests Taken	
	Scale Score	Passing Standard	Com-mend	Scale Score	Passing Standard	Com-mend	Scale Score	Passing Standard	Com-mend	Scale Score	Passing Standard	Com-mend	Scale Score	Passing Standard	Com-mend	Passing Standard	Com-mend
3		0	0		0	0										0	0
4		*	*		*	*		*	*							*	*
5		*	*		*	*					*	*				*	*
Total		45	0		45	0		*	*		*	*				45	0

English TAKS-Modified Results % Passing, Spring 2009: Students with Disabilities																	
225 Grade	Reading / ELA			Mathematics			Writing			Science			Social Studies			All Tests Taken	
	Scale Score	Passing Standard	Com-mend	Scale Score	Passing Standard	Com-mend	Scale Score	Passing Standard	Com-mend	Scale Score	Passing Standard	Com-mend	Scale Score	Passing Standard	Com-mend	Passing Standard	Com-mend
3	*	*	*	*	*	*											
4	2200	100	0	2185	75	0		NSE									
5	*	*	*	*	*	*				*	*	*					
Total	---	77	0	---	77	0	---			---	*	*					

English TAKS-Modified Results % Passing, Spring 2008: Students with Disabilities																	
225 Grade	Reading / ELA			Mathematics			Writing			Science			Social Studies			All Tests Taken	
	Scale Score	Passing Standard	Com-mend	Scale Score	Passing Standard	Com-mend	Scale Score	Passing Standard	Com-mend	Scale Score	Passing Standard	Com-mend	Scale Score	Passing Standard	Com-mend	Passing Standard	Com-mend
3	2328	100	40	*	*	*											
4	*	*	*	*	*	*											
5	2195	80	0	2165	80	0				1977	17	0					
Total	---	93	21	---	85	0				---	17	0					

NSE: No Standard Established

* Fewer than 5 students tested

For grades and subjects with multiple test administrations, the first administration results are used.

English TAKS Results % Passing, Spring 2009: Students with Disabilities																	
226 Grade	Reading / ELA			Mathematics			Writing			Science			Social Studies			All Tests Taken	
	Scale Score	Passing Standard	Com-mend	Scale Score	Passing Standard	Com-mend	Scale Score	Passing Standard	Com-mend	Scale Score	Passing Standard	Com-mend	Scale Score	Passing Standard	Com-mend	Passing Standard	Com-mend
3																	
4	*	*	*				*	*	*							*	*
5																	
Total	---	*	*				---	*	*							*	*

English TAKS Results % Passing, Spring 2008: Students with Disabilities																	
226 Grade	Reading / ELA			Mathematics			Writing			Science			Social Studies			All Tests Taken	
	Scale Score	Passing Standard	Com-mend	Scale Score	Passing Standard	Com-mend	Scale Score	Passing Standard	Com-mend	Scale Score	Passing Standard	Com-mend	Scale Score	Passing Standard	Com-mend	Passing Standard	Com-mend
3	*	*	*	*	*	*											
4	1965	10	0	1988	30	10	2077	40	0							10	0
5	1974	33	0	1990	33	0				1913	15	0					
Total	---	17	0	---	39	6	---	40	0	---	15	0				10	0

Spanish TAKS Results % Passing, Spring 2009: Students with Disabilities														
226 Grade	Reading / ELA			Mathematics			Writing			Science			All Tests Taken	
	Scale Score	Passing Standard	Com-mend	Scale Score	Passing Standard	Com-mend	Scale Score	Passing Standard	Com-mend	Scale Score	Passing Standard	Com-mend	Passing Standard	Com-mend
Neither Spanish TAKS nor TAKS-A was tested on the campus for this group in 2009.														

Spanish TAKS Results % Passing, Spring 2008: Students with Disabilities														
226 Grade	Reading / ELA			Mathematics			Writing			Science			All Tests Taken	
	Scale Score	Passing Standard	Com-mend	Scale Score	Passing Standard	Com-mend	Scale Score	Passing Standard	Com-mend	Scale Score	Passing Standard	Com-mend	Passing Standard	Com-mend
Neither Spanish TAKS nor TAKS-A was tested on the campus for this group in 2008.														

* Fewer than 5 students tested

For grades and subjects with multiple test administrations, the first administration results are used.

English TAKS-Alternate Results % Passing, Spring 2009: Students with Disabilities

226 Grade	Reading / ELA			Mathematics			Writing			Science			Social Studies			All Tests Taken	
	Scale Score	Passing Standard	Com-mend	Scale Score	Passing Standard	Com-mend	Scale Score	Passing Standard	Com-mend	Scale Score	Passing Standard	Com-mend	Scale Score	Passing Standard	Com-mend	Passing Standard	Com-mend

English TAKS-Alt was not tested on the campus for this group in 2009.

English TAKS-Alternate Results % Passing, Spring 2008: Students with Disabilities

226 Grade	Reading / ELA			Mathematics			Writing			Science			Social Studies			All Tests Taken	
	Scale Score	Passing Standard	Com-mend	Scale Score	Passing Standard	Com-mend	Scale Score	Passing Standard	Com-mend	Scale Score	Passing Standard	Com-mend	Scale Score	Passing Standard	Com-mend	Passing Standard	Com-mend

English TAKS-Alt was not tested on the campus for this group in 2008.

English TAKS-Modified Results % Passing, Spring 2009: Students with Disabilities

226 Grade	Reading / ELA			Mathematics			Writing			Science			Social Studies			All Tests Taken	
	Scale Score	Passing Standard	Com-mend	Scale Score	Passing Standard	Com-mend	Scale Score	Passing Standard	Com-mend	Scale Score	Passing Standard	Com-mend	Scale Score	Passing Standard	Com-mend	Passing Standard	Com-mend
3	*		*	*		*											
4	*		*	*		*		NSE									
5	2164	75	0	2287	100	13				2160	75	0					
Total	---	73	9	---	100	15	---			---	75	0					

English TAKS-Modified Results % Passing, Spring 2008: Students with Disabilities

226 Grade	Reading / ELA			Mathematics			Writing			Science			Social Studies			All Tests Taken	
	Scale Score	Passing Standard	Com-mend	Scale Score	Passing Standard	Com-mend	Scale Score	Passing Standard	Com-mend	Scale Score	Passing Standard	Com-mend	Scale Score	Passing Standard	Com-mend	Passing Standard	Com-mend
3	*		*	*		*											
4	*		*	*		*											
5	*		*	*		*				*		*					
Total	---	86	0	---	67	0				---		*					

NSE: No Standard Established

* Fewer than 5 students tested

For grades and subjects with multiple test administrations, the first administration results are used.

English TAKS Results % Passing, Spring 2009: Students with Disabilities																	
373 Grade	Reading / ELA			Mathematics			Writing			Science			Social Studies			All Tests Taken	
	Scale Score	Passing Standard	Com-mend	Scale Score	Passing Standard	Com-mend	Scale Score	Passing Standard	Com-mend	Scale Score	Passing Standard	Com-mend	Scale Score	Passing Standard	Com-mend	Passing Standard	Com-mend
3				*	*	*											
4																	
5																	
Total				---	*	*											

English TAKS Results % Passing, Spring 2008: Students with Disabilities																	
373 Grade	Reading / ELA			Mathematics			Writing			Science			Social Studies			All Tests Taken	
	Scale Score	Passing Standard	Com-mend	Scale Score	Passing Standard	Com-mend	Scale Score	Passing Standard	Com-mend	Scale Score	Passing Standard	Com-mend	Scale Score	Passing Standard	Com-mend	Passing Standard	Com-mend
3																	
4	*	*	*	*	*	*	*	*	*							*	*
5	*	*	*	2122	40	0				*	*	*					
Total	---	29	14	---	56	22	---	*	*	---	*	*				*	*

Spanish TAKS Results % Passing, Spring 2009: Students with Disabilities														
373 Grade	Reading / ELA			Mathematics			Writing			Science			All Tests Taken	
	Scale Score	Passing Standard	Com-mend	Scale Score	Passing Standard	Com-mend	Scale Score	Passing Standard	Com-mend	Scale Score	Passing Standard	Com-mend	Passing Standard	Com-mend
Neither Spanish TAKS nor TAKS-A was tested on the campus for this group in 2009.														

Spanish TAKS Results % Passing, Spring 2008: Students with Disabilities														
373 Grade	Reading / ELA			Mathematics			Writing			Science			All Tests Taken	
	Scale Score	Passing Standard	Com-mend	Scale Score	Passing Standard	Com-mend	Scale Score	Passing Standard	Com-mend	Scale Score	Passing Standard	Com-mend	Passing Standard	Com-mend
Neither Spanish TAKS nor TAKS-A was tested on the campus for this group in 2008.														

* Fewer than 5 students tested

For grades and subjects with multiple test administrations, the first administration results are used.

English TAKS-Alternate Results % Passing, Spring 2009: Students with Disabilities																	
373 Grade	Reading / ELA			Mathematics			Writing			Science			Social Studies			All Tests Taken	
	Scale Score	Passing Standard	Com-mend	Scale Score	Passing Standard	Com-mend	Scale Score	Passing Standard	Com-mend	Scale Score	Passing Standard	Com-mend	Scale Score	Passing Standard	Com-mend	Passing Standard	Com-mend
English TAKS-Alt was not tested on the campus for this group in 2009.																	

English TAKS-Alternate Results % Passing, Spring 2008: Students with Disabilities																	
373 Grade	Reading / ELA			Mathematics			Writing			Science			Social Studies			All Tests Taken	
	Scale Score	Passing Standard	Com-mend	Scale Score	Passing Standard	Com-mend	Scale Score	Passing Standard	Com-mend	Scale Score	Passing Standard	Com-mend	Scale Score	Passing Standard	Com-mend	Passing Standard	Com-mend
English TAKS-Alt was not tested on the campus for this group in 2008.																	

English TAKS-Modified Results % Passing, Spring 2009: Students with Disabilities																	
373 Grade	Reading / ELA			Mathematics			Writing			Science			Social Studies			All Tests Taken	
	Scale Score	Passing Standard	Com-mend	Scale Score	Passing Standard	Com-mend	Scale Score	Passing Standard	Com-mend	Scale Score	Passing Standard	Com-mend	Scale Score	Passing Standard	Com-mend	Passing Standard	Com-mend
3	*	■*	*	*	■*	*		■				■		■		■	
4	*	■*	*	*	■*	*		NSE				■		■		■	
5	*	■*	*	*	■*	*		■		*	■*	*		■		■	
Total	---	■100	11	---	■83	33	---	■		---	■*	*		■		■	

English TAKS-Modified Results % Passing, Spring 2008: Students with Disabilities																	
373 Grade	Reading / ELA			Mathematics			Writing			Science			Social Studies			All Tests Taken	
	Scale Score	Passing Standard	Com-mend	Scale Score	Passing Standard	Com-mend	Scale Score	Passing Standard	Com-mend	Scale Score	Passing Standard	Com-mend	Scale Score	Passing Standard	Com-mend	Passing Standard	Com-mend
3	*	88	*	*	88	*											
4	*	88	*	*	88	*											
5	*	88	*							*	88	*					
Total	---	88	25	---	88	*				---	88	*					

NSE: No Standard Established

* Fewer than 5 students tested

For grades and subjects with multiple test administrations, the first administration results are used.

English TAKS Results % Passing, Spring 2009: Students with Disabilities																	
260 Grade	Reading / ELA			Mathematics			Writing			Science			Social Studies			All Tests Taken	
	Scale Score	Passing Standard	Com-mend	Scale Score	Passing Standard	Com-mend	Scale Score	Passing Standard	Com-mend	Scale Score	Passing Standard	Com-mend	Scale Score	Passing Standard	Com-mend	Passing Standard	Com-mend
3	*	*	*	*	*	*											
4	*	*	*	2207	80	20	*	*	*							80	20
5	*	*	*	2111	50	17				*	*	*					
Total	---	44	11	---	62	15	---	*	*	---	*	*				80	20

English TAKS Results % Passing, Spring 2008: Students with Disabilities																	
260 Grade	Reading / ELA			Mathematics			Writing			Science			Social Studies			All Tests Taken	
	Scale Score	Passing Standard	Com-mend	Scale Score	Passing Standard	Com-mend	Scale Score	Passing Standard	Com-mend	Scale Score	Passing Standard	Com-mend	Scale Score	Passing Standard	Com-mend	Passing Standard	Com-mend
3	*	*	*	2086	50	0											
4	*	*	*	*	*	*	2253	80	20							43	0
5	*	*	*	2006	20	20				*	*	*					
Total	---	56	0	---	47	13	---	80	20	---	*	*				43	0

Spanish TAKS Results % Passing, Spring 2009: Students with Disabilities														
260 Grade	Reading / ELA			Mathematics			Writing			Science			All Tests Taken	
	Scale Score	Passing Standard	Com-mend	Scale Score	Passing Standard	Com-mend	Scale Score	Passing Standard	Com-mend	Scale Score	Passing Standard	Com-mend	Passing Standard	Com-mend
3														
4	*	*	*	*	*	*							*	*
5														
Total	---	*	*	---	*	*							*	*

Neither Spanish TAKS nor TAKS-A was tested on the campus for this group in 2009.

* Fewer than 5 students tested

For grades and subjects with multiple test administrations, the first administration results are used.

English TAKS-Alternate Results % Passing, Spring 2009: Students with Disabilities

260 Grade	Reading / ELA			Mathematics			Writing			Science			Social Studies			All Tests Taken	
	Scale Score	Passing Standard	Com-mend	Scale Score	Passing Standard	Com-mend	Scale Score	Passing Standard	Com-mend	Scale Score	Passing Standard	Com-mend	Scale Score	Passing Standard	Com-mend	Passing Standard	Com-mend

English TAKS-Alt was not tested on the campus for this group in 2009.

English TAKS-Alternate Results % Passing, Spring 2008: Students with Disabilities

260 Grade	Reading / ELA			Mathematics			Writing			Science			Social Studies			All Tests Taken	
	Scale Score	Passing Standard	Com-mend	Scale Score	Passing Standard	Com-mend	Scale Score	Passing Standard	Com-mend	Scale Score	Passing Standard	Com-mend	Scale Score	Passing Standard	Com-mend	Passing Standard	Com-mend

English TAKS-Alt was not tested on the campus for this group in 2008.

English TAKS-Modified Results % Passing, Spring 2009: Students with Disabilities

260 Grade	Reading / ELA			Mathematics			Writing			Science			Social Studies			All Tests Taken	
	Scale Score	Passing Standard	Com-mend	Scale Score	Passing Standard	Com-mend	Scale Score	Passing Standard	Com-mend	Scale Score	Passing Standard	Com-mend	Scale Score	Passing Standard	Com-mend	Passing Standard	Com-mend
3				*		*											
4	2254	100	10	2179	83	0		NSE									
5	2268	100	20	*		*				1956	17	0					
Total	---	100	13	---	67	0	---			---	17	0					

English TAKS-Modified Results % Passing, Spring 2008: Students with Disabilities

260 Grade	Reading / ELA			Mathematics			Writing			Science			Social Studies			All Tests Taken	
	Scale Score	Passing Standard	Com-mend	Scale Score	Passing Standard	Com-mend	Scale Score	Passing Standard	Com-mend	Scale Score	Passing Standard	Com-mend	Scale Score	Passing Standard	Com-mend	Passing Standard	Com-mend
3	*		*	*		*											
4	*		*	*		*											
5	2187	80	20	*		*				1994	40	0					
Total	---	92	25	---	86	29				---	40	0					

NSE: No Standard Established

* Fewer than 5 students tested

For grades and subjects with multiple test administrations, the first administration results are used.

English TAKS Results % Passing, Spring 2009: Students with Disabilities																	
127 Grade	Reading / ELA			Mathematics			Writing			Science			Social Studies			All Tests Taken	
	Scale Score	Passing Standard	Com-mend	Scale Score	Passing Standard	Com-mend	Scale Score	Passing Standard	Com-mend	Scale Score	Passing Standard	Com-mend	Scale Score	Passing Standard	Com-mend	Passing Standard	Com-mend
3				*	*	*											
4				*	*	*										*	*
5	*	*	*							*	*	*					
Total	---	*	*	---	*	*				---	*	*				*	*

English TAKS Results % Passing, Spring 2008: Students with Disabilities																	
127 Grade	Reading / ELA			Mathematics			Writing			Science			Social Studies			All Tests Taken	
	Scale Score	Passing Standard	Com-mend	Scale Score	Passing Standard	Com-mend	Scale Score	Passing Standard	Com-mend	Scale Score	Passing Standard	Com-mend	Scale Score	Passing Standard	Com-mend	Passing Standard	Com-mend
3				*	*	*											
4	*	*	*	*	*	*	*	*	*							*	*
5	*	*	*	*	*	*				1956	17	0					
Total	---	60	0	---	50	0	---	*	*	---	17	0				*	*

Spanish TAKS Results % Passing, Spring 2009: Students with Disabilities														
127 Grade	Reading / ELA			Mathematics			Writing			Science			All Tests Taken	
	Scale Score	Passing Standard	Com-mend	Scale Score	Passing Standard	Com-mend	Scale Score	Passing Standard	Com-mend	Scale Score	Passing Standard	Com-mend	Passing Standard	Com-mend
Neither Spanish TAKS nor TAKS-A was tested on the campus for this group in 2009.														

Spanish TAKS Results % Passing, Spring 2008: Students with Disabilities														
127 Grade	Reading / ELA			Mathematics			Writing			Science			All Tests Taken	
	Scale Score	Passing Standard	Com-mend	Scale Score	Passing Standard	Com-mend	Scale Score	Passing Standard	Com-mend	Scale Score	Passing Standard	Com-mend	Passing Standard	Com-mend
Neither Spanish TAKS nor TAKS-A was tested on the campus for this group in 2008.														

* Fewer than 5 students tested

For grades and subjects with multiple test administrations, the first administration results are used.

English TAKS-Alternate Results % Passing, Spring 2009: Students with Disabilities

127 Grade	Reading / ELA			Mathematics			Writing			Science			Social Studies			All Tests Taken	
	Scale Score	Passing Standard	Com-mend	Scale Score	Passing Standard	Com-mend	Scale Score	Passing Standard	Com-mend	Scale Score	Passing Standard	Com-mend	Scale Score	Passing Standard	Com-mend	Passing Standard	Com-mend

English TAKS-Alt was not tested on the campus for this group in 2009.

English TAKS-Alternate Results % Passing, Spring 2008: Students with Disabilities

127 Grade	Reading / ELA			Mathematics			Writing			Science			Social Studies			All Tests Taken	
	Scale Score	Passing Standard	Com-mend	Scale Score	Passing Standard	Com-mend	Scale Score	Passing Standard	Com-mend	Scale Score	Passing Standard	Com-mend	Scale Score	Passing Standard	Com-mend	Passing Standard	Com-mend

English TAKS-Alt was not tested on the campus for this group in 2008.

English TAKS-Modified Results % Passing, Spring 2009: Students with Disabilities

127 Grade	Reading / ELA			Mathematics			Writing			Science			Social Studies			All Tests Taken	
	Scale Score	Passing Standard	Com-mend	Scale Score	Passing Standard	Com-mend	Scale Score	Passing Standard	Com-mend	Scale Score	Passing Standard	Com-mend	Scale Score	Passing Standard	Com-mend	Passing Standard	Com-mend
3	*		*	*		*											
4	*		*	*		*		NSE									
5	2309	88	38	2280	89	22				2104	63	13					
Total	---	79	21	---	86	14	---			---	63	13					

English TAKS-Modified Results % Passing, Spring 2008: Students with Disabilities

127 Grade	Reading / ELA			Mathematics			Writing			Science			Social Studies			All Tests Taken	
	Scale Score	Passing Standard	Com-mend	Scale Score	Passing Standard	Com-mend	Scale Score	Passing Standard	Com-mend	Scale Score	Passing Standard	Com-mend	Scale Score	Passing Standard	Com-mend	Passing Standard	Com-mend
3	2080	17	0	2155	60	20											
4	2167	83	17	2202	67	33											
5	2203	80	20	*	*	*											
Total	---	59	12	---	73	20											

NSE: No Standard Established

* Fewer than 5 students tested

For grades and subjects with multiple test administrations, the first administration results are used.

English TAKS Results % Passing, Spring 2009: Students with Disabilities																	
247 Grade	Reading / ELA			Mathematics			Writing			Science			Social Studies			All Tests Taken	
	Scale Score	Passing Standard	Com-mend	Scale Score	Passing Standard	Com-mend	Scale Score	Passing Standard	Com-mend	Scale Score	Passing Standard	Com-mend	Scale Score	Passing Standard	Com-mend	Passing Standard	Com-mend
3	*		*	*		*											
4	*		*	*		*										*	*
5	*		*	*		*				*		*					
Total	---		*	---		*				---		*				*	*

English TAKS Results % Passing, Spring 2008: Students with Disabilities																	
247 Grade	Reading / ELA			Mathematics			Writing			Science			Social Studies			All Tests Taken	
	Scale Score	Passing Standard	Com-mend	Scale Score	Passing Standard	Com-mend	Scale Score	Passing Standard	Com-mend	Scale Score	Passing Standard	Com-mend	Scale Score	Passing Standard	Com-mend	Passing Standard	Com-mend
3	2094	60	20	*		*											
4	*		*	*		*	2007	23	0							15	0
5	1931	11	0	1946	22	0				*		*					
Total	---	38	6	---	25	0	---	23	0	---		*				15	0

Spanish TAKS Results % Passing, Spring 2009: Students with Disabilities														
247 Grade	Reading / ELA			Mathematics			Writing			Science			All Tests Taken	
	Scale Score	Passing Standard	Com-mend	Scale Score	Passing Standard	Com-mend	Scale Score	Passing Standard	Com-mend	Scale Score	Passing Standard	Com-mend	Passing Standard	Com-mend
Neither Spanish TAKS nor TAKS-A was tested on the campus for this group in 2009.														

Spanish TAKS Results % Passing, Spring 2008: Students with Disabilities														
247 Grade	Reading / ELA			Mathematics			Writing			Science			All Tests Taken	
	Scale Score	Passing Standard	Com-mend	Scale Score	Passing Standard	Com-mend	Scale Score	Passing Standard	Com-mend	Scale Score	Passing Standard	Com-mend	Passing Standard	Com-mend
Neither Spanish TAKS nor TAKS-A was tested on the campus for this group in 2008.														

* Fewer than 5 students tested

For grades and subjects with multiple test administrations, the first administration results are used.

English TAKS-Alternate Results % Passing, Spring 2009: Students with Disabilities

247 Grade	Reading / ELA			Mathematics			Writing			Science			Social Studies			All Tests Taken	
	Scale Score	Passing Standard	Com-mend	Scale Score	Passing Standard	Com-mend	Scale Score	Passing Standard	Com-mend	Scale Score	Passing Standard	Com-mend	Scale Score	Passing Standard	Com-mend	Passing Standard	Com-mend

English TAKS-Alt was not tested on the campus for this group in 2009.

English TAKS-Alternate Results % Passing, Spring 2008: Students with Disabilities

247 Grade	Reading / ELA			Mathematics			Writing			Science			Social Studies			All Tests Taken	
	Scale Score	Passing Standard	Com-mend	Scale Score	Passing Standard	Com-mend	Scale Score	Passing Standard	Com-mend	Scale Score	Passing Standard	Com-mend	Scale Score	Passing Standard	Com-mend	Passing Standard	Com-mend

English TAKS-Alt was not tested on the campus for this group in 2008.

English TAKS-Modified Results % Passing, Spring 2009: Students with Disabilities

247 Grade	Reading / ELA			Mathematics			Writing			Science			Social Studies			All Tests Taken	
	Scale Score	Passing Standard	Com-mend	Scale Score	Passing Standard	Com-mend	Scale Score	Passing Standard	Com-mend	Scale Score	Passing Standard	Com-mend	Scale Score	Passing Standard	Com-mend	Passing Standard	Com-mend
3	2267	83	17	2239	67	50											
4	*	*	*	2244	100	20		NSE									
5	2304	92	23	2252	81	19				2151	80	5					
Total	---	91	27	---	81	26	---			---	80	5					

English TAKS-Modified Results % Passing, Spring 2008: Students with Disabilities

247 Grade	Reading / ELA			Mathematics			Writing			Science			Social Studies			All Tests Taken	
	Scale Score	Passing Standard	Com-mend	Scale Score	Passing Standard	Com-mend	Scale Score	Passing Standard	Com-mend	Scale Score	Passing Standard	Com-mend	Scale Score	Passing Standard	Com-mend	Passing Standard	Com-mend
3				*	*	*											
4	2181	73	7	2153	69	6											
5	*	*	*	*	*	*				2040	46	0					
Total	---	75	6	---	63	13				---	46	0					

NSE: No Standard Established

* Fewer than 5 students tested

For grades and subjects with multiple test administrations, the first administration results are used.

English TAKS Results % Passing, Spring 2009: Students with Disabilities																	
41 Grade	Reading / ELA			Mathematics			Writing			Science			Social Studies			All Tests Taken	
	Scale Score	Passing Standard	Com-mend	Scale Score	Passing Standard	Com-mend	Scale Score	Passing Standard	Com-mend	Scale Score	Passing Standard	Com-mend	Scale Score	Passing Standard	Com-mend	Passing Standard	Com-mend
6	1979	20	4	1891	17	4										11	0
7	1931	17	0	1966	17	0	2065	30	4							11	3
8	2096	56	0	2013	20	0				1926	14	0	2138	66	3		
Total	---	33	1	---	18	1	---	30	4	---	14	0	---	66	3	11	2

English TAKS Results % Passing, Spring 2008: Students with Disabilities																	
41 Grade	Reading / ELA			Mathematics			Writing			Science			Social Studies			All Tests Taken	
	Scale Score	Passing Standard	Com-mend	Scale Score	Passing Standard	Com-mend	Scale Score	Passing Standard	Com-mend	Scale Score	Passing Standard	Com-mend	Scale Score	Passing Standard	Com-mend	Passing Standard	Com-mend
6	2059	43	13	1955	20	3										18	3
7	2037	39	0	1993	19	3	2117	53	3							11	0
8	2064	50	5	2003	28	0				1924	21	5	2138	57	7		
Total	---	45	5	---	23	2	---	53	3	---	21	5	---	57	7	14	1

Spanish TAKS Results % Passing, Spring 2009: Students with Disabilities														
41 Grade	Reading / ELA			Mathematics			Writing			Science			All Tests Taken	
	Scale Score	Passing Standard	Com-mend	Scale Score	Passing Standard	Com-mend	Scale Score	Passing Standard	Com-mend	Scale Score	Passing Standard	Com-mend	Passing Standard	Com-mend
Neither Spanish TAKS nor TAKS-A was tested on the campus for this group in 2009.														

Spanish TAKS Results % Passing, Spring 2008: Students with Disabilities														
41 Grade	Reading / ELA			Mathematics			Writing			Science			All Tests Taken	
	Scale Score	Passing Standard	Com-mend	Scale Score	Passing Standard	Com-mend	Scale Score	Passing Standard	Com-mend	Scale Score	Passing Standard	Com-mend	Passing Standard	Com-mend
Neither Spanish TAKS nor TAKS-A was tested on the campus for this group in 2008.														

* Fewer than 5 students tested

For grades and subjects with multiple test administrations, the first administration results are used.

English TAKS-Alternate Results % Passing, Spring 2009: Students with Disabilities																	
41 Grade	Reading / ELA			Mathematics			Writing			Science			Social Studies			All Tests Taken	
	Scale Score	Passing Standard	Com-mend	Scale Score	Passing Standard	Com-mend	Scale Score	Passing Standard	Com-mend	Scale Score	Passing Standard	Com-mend	Scale Score	Passing Standard	Com-mend	Passing Standard	Com-mend
6		*	*		*	*										*	*
7		*	*		*	*		*	*							*	0
8		*	*		*	*					*	*		*	*	*	*
Total		0	0		50	0		*	*		*	*		*	*	0	0

English TAKS-Alternate Results % Passing, Spring 2008: Students with Disabilities																	
41 Grade	Reading / ELA			Mathematics			Writing			Science			Social Studies			All Tests Taken	
	Scale Score	Passing Standard	Com-mend	Scale Score	Passing Standard	Com-mend	Scale Score	Passing Standard	Com-mend	Scale Score	Passing Standard	Com-mend	Scale Score	Passing Standard	Com-mend	Passing Standard	Com-mend
6		*	*		*	*										*	*
7		*	*		*	*		*	*							*	*
8																	
Total		*	*		*	*		*	*							*	*

English TAKS-Modified Results % Passing, Spring 2009: Students with Disabilities																	
41 Grade	Reading / ELA			Mathematics			Writing			Science			Social Studies			All Tests Taken	
	Scale Score	Passing Standard	Com-mend	Scale Score	Passing Standard	Com-mend	Scale Score	Passing Standard	Com-mend	Scale Score	Passing Standard	Com-mend	Scale Score	Passing Standard	Com-mend	Passing Standard	Com-mend
6	2119	67	0	2076	53	0											
7	2171	74	0	2216	65	20		NSE									
8	2039	24	0	2035	33	0				1983	25	0		NSE			
Total	---	55	0	---	51	8	---			---	25	0	---				

English TAKS-Modified Results % Passing, Spring 2008: Students with Disabilities																	
41 Grade	Reading / ELA			Mathematics			Writing			Science			Social Studies			All Tests Taken	
	Scale Score	Passing Standard	Com-mend	Scale Score	Passing Standard	Com-mend	Scale Score	Passing Standard	Com-mend	Scale Score	Passing Standard	Com-mend	Scale Score	Passing Standard	Com-mend	Passing Standard	Com-mend
6	2087	48	0	1989	25	0											
7	2146	65	4	2036	13	0											
8	2137	67	6	2033	47	0				1924	0	0					
Total	---	59	3	---	26	0				---	0	0					

NSE: No Standard Established

* Fewer than 5 students tested

For grades and subjects with multiple test administrations, the first administration results are used.

English TAKS Results % Passing, Spring 2009: Students with Disabilities																	
75 Grade	Reading / ELA			Mathematics			Writing			Science			Social Studies			All Tests Taken	
	Scale Score	Passing Standard	Com-mend	Scale Score	Passing Standard	Com-mend	Scale Score	Passing Standard	Com-mend	Scale Score	Passing Standard	Com-mend	Scale Score	Passing Standard	Com-mend	Passing Standard	Com-mend
6	2049	30	0	1958	14	7										13	0
7	2084	41	10	2020	32	0	2162	65	3							26	0
8	2035	47	3	1989	17	0				1868	9	0	2088	43	4		
Total	---	42	5	---	21	1	---	65	3	---	9	0	---	43	4	22	0

English TAKS Results % Passing, Spring 2008: Students with Disabilities																	
75 Grade	Reading / ELA			Mathematics			Writing			Science			Social Studies			All Tests Taken	
	Scale Score	Passing Standard	Com-mend	Scale Score	Passing Standard	Com-mend	Scale Score	Passing Standard	Com-mend	Scale Score	Passing Standard	Com-mend	Scale Score	Passing Standard	Com-mend	Passing Standard	Com-mend
6	2066	48	12	1915	16	4										17	3
7	1969	24	0	1956	5	0	2035	39	0							2	0
8	2029	41	8	1966	19	0				1881	16	0	2114	55	4		
Total	---	36	6	---	13	1	---	39	0	---	16	0	---	55	4	8	1

Spanish TAKS Results % Passing, Spring 2009: Students with Disabilities														
75 Grade	Reading / ELA			Mathematics			Writing			Science			All Tests Taken	
	Scale Score	Passing Standard	Com-mend	Scale Score	Passing Standard	Com-mend	Scale Score	Passing Standard	Com-mend	Scale Score	Passing Standard	Com-mend	Passing Standard	Com-mend
Neither Spanish TAKS nor TAKS-A was tested on the campus for this group in 2009.														

Spanish TAKS Results % Passing, Spring 2008: Students with Disabilities														
75 Grade	Reading / ELA			Mathematics			Writing			Science			All Tests Taken	
	Scale Score	Passing Standard	Com-mend	Scale Score	Passing Standard	Com-mend	Scale Score	Passing Standard	Com-mend	Scale Score	Passing Standard	Com-mend	Passing Standard	Com-mend
Neither Spanish TAKS nor TAKS-A was tested on the campus for this group in 2008.														

* Fewer than 5 students tested

For grades and subjects with multiple test administrations, the first administration results are used.

English TAKS-Alternate Results % Passing, Spring 2009: Students with Disabilities																	
75 Grade	Reading / ELA			Mathematics			Writing			Science			Social Studies			All Tests Taken	
	Scale Score	Passing Standard	Com-mend	Scale Score	Passing Standard	Com-mend	Scale Score	Passing Standard	Com-mend	Scale Score	Passing Standard	Com-mend	Scale Score	Passing Standard	Com-mend	Passing Standard	Com-mend
6		100	50		100	50										100	50
7		100	17		100	8		100	17							100	8
8		100	20		100	20					100	20		100	20	100	20
Total		100	26		100	22		100	17		100	20		100	20	100	22

English TAKS-Alternate Results % Passing, Spring 2008: Students with Disabilities																	
75 Grade	Reading / ELA			Mathematics			Writing			Science			Social Studies			All Tests Taken	
	Scale Score	Passing Standard	Com-mend	Scale Score	Passing Standard	Com-mend	Scale Score	Passing Standard	Com-mend	Scale Score	Passing Standard	Com-mend	Scale Score	Passing Standard	Com-mend	Passing Standard	Com-mend
6		75	0		67	0										67	0
7		63	13		75	0		63	0							63	0
8		60	0		60	0					60	0		60	0	60	0
Total		68	4		68	0		63	0		60	0		60	0	64	0

English TAKS-Modified Results % Passing, Spring 2009: Students with Disabilities																	
75 Grade	Reading / ELA			Mathematics			Writing			Science			Social Studies			All Tests Taken	
	Scale Score	Passing Standard	Com-mend	Scale Score	Passing Standard	Com-mend	Scale Score	Passing Standard	Com-mend	Scale Score	Passing Standard	Com-mend	Scale Score	Passing Standard	Com-mend	Passing Standard	Com-mend
6	2318	89	43	2238	82	27											
7	2321	96	32	2306	83	43		NSE									
8	2202	72	17	2155	81	11				2276	100	13		NSE			
Total	---	86	32	---	82	28	---			---	100	13	---				

English TAKS-Modified Results % Passing, Spring 2008: Students with Disabilities																	
75 Grade	Reading / ELA			Mathematics			Writing			Science			Social Studies			All Tests Taken	
	Scale Score	Passing Standard	Com-mend	Scale Score	Passing Standard	Com-mend	Scale Score	Passing Standard	Com-mend	Scale Score	Passing Standard	Com-mend	Scale Score	Passing Standard	Com-mend	Passing Standard	Com-mend
6	2194	71	7	2106	63	0											
7	2221	81	11	2126	49	6											
8	2196	81	0	2059	48	0				1895	14	0					
Total	---	78	6	---	53	2				---	14	0					

NSE: No Standard Established

* Fewer than 5 students tested

For grades and subjects with multiple test administrations, the first administration results are used.

English TAKS Results % Passing, Spring 2009: Students with Disabilities																	
51 Grade	Reading / ELA			Mathematics			Writing			Science			Social Studies			All Tests Taken	
	Scale Score	Passing Standard	Com-mend	Scale Score	Passing Standard	Com-mend	Scale Score	Passing Standard	Com-mend	Scale Score	Passing Standard	Com-mend	Scale Score	Passing Standard	Com-mend	Passing Standard	Com-mend
6	2071	42	17	2035	36	7										29	0
7	2055	33	0	2027	35	0	2130	68	0							30	0
8	2059	42	4	2143	58	11				2055	41	5	2280	82	45		
Total	---	39	5	---	44	6	---	68	0	---	41	5	---	82	45	30	0

English TAKS Results % Passing, Spring 2008: Students with Disabilities																	
51 Grade	Reading / ELA			Mathematics			Writing			Science			Social Studies			All Tests Taken	
	Scale Score	Passing Standard	Com-mend	Scale Score	Passing Standard	Com-mend	Scale Score	Passing Standard	Com-mend	Scale Score	Passing Standard	Com-mend	Scale Score	Passing Standard	Com-mend	Passing Standard	Com-mend
6	2032	44	0	2003	29	6										24	0
7	2018	30	0	2024	18	4	2076	33	4							12	0
8	2082	50	7	1949	4	0				1907	18	0	2258	88	29		
Total	---	41	3	---	16	3	---	33	4	---	18	0	---	88	29	16	0

Spanish TAKS Results % Passing, Spring 2009: Students with Disabilities														
51 Grade	Reading / ELA			Mathematics			Writing			Science			All Tests Taken	
	Scale Score	Passing Standard	Com-mend	Scale Score	Passing Standard	Com-mend	Scale Score	Passing Standard	Com-mend	Scale Score	Passing Standard	Com-mend	Passing Standard	Com-mend
Neither Spanish TAKS nor TAKS-A was tested on the campus for this group in 2009.														

Spanish TAKS Results % Passing, Spring 2008: Students with Disabilities														
51 Grade	Reading / ELA			Mathematics			Writing			Science			All Tests Taken	
	Scale Score	Passing Standard	Com-mend	Scale Score	Passing Standard	Com-mend	Scale Score	Passing Standard	Com-mend	Scale Score	Passing Standard	Com-mend	Passing Standard	Com-mend
Neither Spanish TAKS nor TAKS-A was tested on the campus for this group in 2008.														

* Fewer than 5 students tested

For grades and subjects with multiple test administrations, the first administration results are used.

English TAKS-Alternate Results % Passing, Spring 2009: Students with Disabilities																	
51 Grade	Reading / ELA			Mathematics			Writing			Science			Social Studies			All Tests Taken	
	Scale Score	Passing Standard	Com-mend	Scale Score	Passing Standard	Com-mend	Scale Score	Passing Standard	Com-mend	Scale Score	Passing Standard	Com-mend	Scale Score	Passing Standard	Com-mend	Passing Standard	Com-mend
6		20	0		20	0										20	0
7		*	*		*	*		*	*							*	*
8																	
Total		38	0		50	0		*	*							38	0

English TAKS-Alternate Results % Passing, Spring 2008: Students with Disabilities																	
51 Grade	Reading / ELA			Mathematics			Writing			Science			Social Studies			All Tests Taken	
	Scale Score	Passing Standard	Com-mend	Scale Score	Passing Standard	Com-mend	Scale Score	Passing Standard	Com-mend	Scale Score	Passing Standard	Com-mend	Scale Score	Passing Standard	Com-mend	Passing Standard	Com-mend
6		*	*		*	*										*	*
7																	
8		40	0		60	0					60	0		60	0	40	0
Total		67	0		78	0					60	0		60	0	67	0

English TAKS-Modified Results % Passing, Spring 2009: Students with Disabilities																	
51 Grade	Reading / ELA			Mathematics			Writing			Science			Social Studies			All Tests Taken	
	Scale Score	Passing Standard	Com-mend	Scale Score	Passing Standard	Com-mend	Scale Score	Passing Standard	Com-mend	Scale Score	Passing Standard	Com-mend	Scale Score	Passing Standard	Com-mend	Passing Standard	Com-mend
6	2186	79	9	2173	72	9											
7	2216	75	11	2237	81	11		NSE									
8	2169	67	13	2086	56	4				2085	58	4		NSE			
Total	---	74	11	---	71	8	---			---	58	4	---				

English TAKS-Modified Results % Passing, Spring 2008: Students with Disabilities																	
51 Grade	Reading / ELA			Mathematics			Writing			Science			Social Studies			All Tests Taken	
	Scale Score	Passing Standard	Com-mend	Scale Score	Passing Standard	Com-mend	Scale Score	Passing Standard	Com-mend	Scale Score	Passing Standard	Com-mend	Scale Score	Passing Standard	Com-mend	Passing Standard	Com-mend
6	2236	75	23	2151	58	13											
7	2215	86	5	2133	50	9											
8	2240	80	14	2113	53	3				2067	35	3					
Total	---	79	15	---	54	8				---	35	3					

NSE: No Standard Established

* Fewer than 5 students tested

For grades and subjects with multiple test administrations, the first administration results are used.

English TAKS Results % Passing, Spring 2009: Students with Disabilities																	
77 Grade	Reading / ELA			Mathematics			Writing			Science			Social Studies			All Tests Taken	
	Scale Score	Passing Standard	Com-mend	Scale Score	Passing Standard	Com-mend	Scale Score	Passing Standard	Com-mend	Scale Score	Passing Standard	Com-mend	Scale Score	Passing Standard	Com-mend	Passing Standard	Com-mend
6	2070	50	0	2031	36	9										36	0
7	1953	13	0	1993	11	0	1964	0	0							8	0
8	2081	45	18	2036	25	13				2006	20	10	2193	60	20		
Total	---	38	7	---	25	7	---	0	0	---	20	10	---	60	20	23	0

English TAKS Results % Passing, Spring 2008: Students with Disabilities																	
77 Grade	Reading / ELA			Mathematics			Writing			Science			Social Studies			All Tests Taken	
	Scale Score	Passing Standard	Com-mend	Scale Score	Passing Standard	Com-mend	Scale Score	Passing Standard	Com-mend	Scale Score	Passing Standard	Com-mend	Scale Score	Passing Standard	Com-mend	Passing Standard	Com-mend
5																	
6	1988	20	0	1990	25	0										11	0
7	2179	86	0	2059	50	8	2158	57	0							36	0
8	2020	44	0	2002	10	5				1852	11	0	2090	35	12		
Total	---	52	0	---	24	5	---	57	0	---	11	0	---	35	12	26	0

Spanish TAKS Results % Passing, Spring 2009: Students with Disabilities														
77 Grade	Reading / ELA			Mathematics			Writing			Science			All Tests Taken	
	Scale Score	Passing Standard	Com-mend	Scale Score	Passing Standard	Com-mend	Scale Score	Passing Standard	Com-mend	Scale Score	Passing Standard	Com-mend	Passing Standard	Com-mend
Neither Spanish TAKS nor TAKS-A was tested on the campus for this group in 2009.														

Spanish TAKS Results % Passing, Spring 2008: Students with Disabilities														
77 Grade	Reading / ELA			Mathematics			Writing			Science			All Tests Taken	
	Scale Score	Passing Standard	Com-mend	Scale Score	Passing Standard	Com-mend	Scale Score	Passing Standard	Com-mend	Scale Score	Passing Standard	Com-mend	Passing Standard	Com-mend
Neither Spanish TAKS nor TAKS-A was tested on the campus for this group in 2008.														

* Fewer than 5 students tested

For grades and subjects with multiple test administrations, the first administration results are used.

English TAKS-Alternate Results % Passing, Spring 2009: Students with Disabilities

77 Grade	Reading / ELA			Mathematics			Writing			Science			Social Studies			All Tests Taken	
	Scale Score	Passing Standard	Com-mend	Scale Score	Passing Standard	Com-mend	Scale Score	Passing Standard	Com-mend	Scale Score	Passing Standard	Com-mend	Scale Score	Passing Standard	Com-mend	Passing Standard	Com-mend
6		57	0		57	0										57	0
7		55	9		91	9		64	0							45	0
8		92	0		92	8					100	8		77	0	69	0
Total		71	3		84	6		64	0		100	8		77	0	58	0

English TAKS-Alternate Results % Passing, Spring 2008: Students with Disabilities

77 Grade	Reading / ELA			Mathematics			Writing			Science			Social Studies			All Tests Taken	
	Scale Score	Passing Standard	Com-mend	Scale Score	Passing Standard	Com-mend	Scale Score	Passing Standard	Com-mend	Scale Score	Passing Standard	Com-mend	Scale Score	Passing Standard	Com-mend	Passing Standard	Com-mend
5																	
6		90	10		90	10										90	10
7		76	24		76	24		71	18							71	18
8		100	29		100	29					100	29		100	29	100	29
Total		85	21		85	21		71	18		100	29		100	29	82	18

English TAKS-Modified Results % Passing, Spring 2009: Students with Disabilities

77 Grade	Reading / ELA			Mathematics			Writing			Science			Social Studies			All Tests Taken	
	Scale Score	Passing Standard	Com-mend	Scale Score	Passing Standard	Com-mend	Scale Score	Passing Standard	Com-mend	Scale Score	Passing Standard	Com-mend	Scale Score	Passing Standard	Com-mend	Passing Standard	Com-mend
6	2160	82	0	2163	64	7											
7	2233	75	8	2158	64	9		NSE									
8	2124	45	5	2106	46	4				1989	17	0		NSE			
Total	---	65	4	---	55	6	---			---	17	0	---				

English TAKS-Modified Results % Passing, Spring 2008: Students with Disabilities

77 Grade	Reading / ELA			Mathematics			Writing			Science			Social Studies			All Tests Taken	
	Scale Score	Passing Standard	Com-mend	Scale Score	Passing Standard	Com-mend	Scale Score	Passing Standard	Com-mend	Scale Score	Passing Standard	Com-mend	Scale Score	Passing Standard	Com-mend	Passing Standard	Com-mend
5																	
6	2108	46	0	2067	40	0											
7	2199	69	23	2110	50	3											
8	2183	73	8	2076	44	6				1992	11	6					
Total	---	66	14	---	47	3				---	11	6					

NSE: No Standard Established

* Fewer than 5 students tested

For grades and subjects with multiple test administrations, the first administration results are used.

English TAKS Results % Passing, Spring 2009: Students with Disabilities																	
74 Grade	Reading / ELA			Mathematics			Writing			Science			Social Studies			All Tests Taken	
	Scale Score	Passing Standard	Com-mend	Scale Score	Passing Standard	Com-mend	Scale Score	Passing Standard	Com-mend	Scale Score	Passing Standard	Com-mend	Scale Score	Passing Standard	Com-mend	Passing Standard	Com-mend
6	*	*	*	1971	25	0										25	0
7	2011	11	0	2017	20	0	2113	57	0							10	0
8	2233	90	20	2000	30	0				1931	20	0	2126	40	13		
Total	---	48	9	---	25	0	---	57	0	---	20	0	---	40	13	17	0

English TAKS Results % Passing, Spring 2008: Students with Disabilities																	
74 Grade	Reading / ELA			Mathematics			Writing			Science			Social Studies			All Tests Taken	
	Scale Score	Passing Standard	Com-mend	Scale Score	Passing Standard	Com-mend	Scale Score	Passing Standard	Com-mend	Scale Score	Passing Standard	Com-mend	Scale Score	Passing Standard	Com-mend	Passing Standard	Com-mend
6	2091	63	13	1931	29	0										50	10
7	2112	57	0	2027	25	0	2083	44	0							17	0
8	2145	60	20	1998	20	0				1816	2	2	2065	33	4		
Total	---	60	12	---	23	0	---	44	0	---	2	2	---	33	4	32	5

Spanish TAKS Results % Passing, Spring 2009: Students with Disabilities														
74 Grade	Reading / ELA			Mathematics			Writing			Science			All Tests Taken	
	Scale Score	Passing Standard	Com-mend	Scale Score	Passing Standard	Com-mend	Scale Score	Passing Standard	Com-mend	Scale Score	Passing Standard	Com-mend	Passing Standard	Com-mend
Neither Spanish TAKS nor TAKS-A was tested on the campus for this group in 2009.														

Spanish TAKS Results % Passing, Spring 2008: Students with Disabilities														
74 Grade	Reading / ELA			Mathematics			Writing			Science			All Tests Taken	
	Scale Score	Passing Standard	Com-mend	Scale Score	Passing Standard	Com-mend	Scale Score	Passing Standard	Com-mend	Scale Score	Passing Standard	Com-mend	Passing Standard	Com-mend
Neither Spanish TAKS nor TAKS-A was tested on the campus for this group in 2008.														

* Fewer than 5 students tested

For grades and subjects with multiple test administrations, the first administration results are used.

English TAKS-Alternate Results % Passing, Spring 2009: Students with Disabilities																	
74 Grade	Reading / ELA			Mathematics			Writing			Science			Social Studies			All Tests Taken	
	Scale Score	Passing Standard	Com-mend	Scale Score	Passing Standard	Com-mend	Scale Score	Passing Standard	Com-mend	Scale Score	Passing Standard	Com-mend	Scale Score	Passing Standard	Com-mend	Passing Standard	Com-mend
6		80	0		80	20										80	0
7		*	*		*	*		*	*							*	*
8		100	0		100	20					100	0		80	0	80	0
Total		85	0		92	15		*	*		100	0		80	0	77	0

English TAKS-Alternate Results % Passing, Spring 2008: Students with Disabilities																	
74 Grade	Reading / ELA			Mathematics			Writing			Science			Social Studies			All Tests Taken	
	Scale Score	Passing Standard	Com-mend	Scale Score	Passing Standard	Com-mend	Scale Score	Passing Standard	Com-mend	Scale Score	Passing Standard	Com-mend	Scale Score	Passing Standard	Com-mend	Passing Standard	Com-mend
6		*	*		*	*										*	*
7		0	0		0	0		0	0							0	0
8		0	0		20	0					0	0		0	0	0	0
Total		0	0		7	0		0	0		0	0		0	0	0	0

English TAKS-Modified Results % Passing, Spring 2009: Students with Disabilities																	
74 Grade	Reading / ELA			Mathematics			Writing			Science			Social Studies			All Tests Taken	
	Scale Score	Passing Standard	Com-mend	Scale Score	Passing Standard	Com-mend	Scale Score	Passing Standard	Com-mend	Scale Score	Passing Standard	Com-mend	Scale Score	Passing Standard	Com-mend	Passing Standard	Com-mend
6	2206	79	3	2161	75	8											
7	2168	71	3	2077	36	0		NSE									
8	2185	79	3	2097	50	0				2099	54	0		NSE			
Total	---	77	3	---	54	3	---			---	54	0	---				

English TAKS-Modified Results % Passing, Spring 2008: Students with Disabilities																	
74 Grade	Reading / ELA			Mathematics			Writing			Science			Social Studies			All Tests Taken	
	Scale Score	Passing Standard	Com-mend	Scale Score	Passing Standard	Com-mend	Scale Score	Passing Standard	Com-mend	Scale Score	Passing Standard	Com-mend	Scale Score	Passing Standard	Com-mend	Passing Standard	Com-mend
6	2183	69	6	2107	49	0											
7	2216	83	8	2094	46	0											
8	2202	85	2	2127	67	2				1950	0	0					
Total	---	79	5	---	55	1				---	0	0					

NSE: No Standard Established

* Fewer than 5 students tested

For grades and subjects with multiple test administrations, the first administration results are used.

English TAKS Results % Passing, Spring 2009: Students with Disabilities																	
322 Grade	Reading / ELA			Mathematics			Writing			Science			Social Studies			All Tests Taken	
	Scale Score	Passing Standard	Com-mend	Scale Score	Passing Standard	Com-mend	Scale Score	Passing Standard	Com-mend	Scale Score	Passing Standard	Com-mend	Scale Score	Passing Standard	Com-mend	Passing Standard	Com-mend
9	*	*	*	*	*	*										*	*
10	*	*	*	*	*	*				*	*	*	*	*	*	*	*
11	*	*	*	*	*	*				*	*	*	*	*	*	*	*
Total	---	80	40	---	100	40				---	*	*	---	*	*	80	40

English TAKS Results % Passing, Spring 2008: Students with Disabilities																	
322 Grade	Reading / ELA			Mathematics			Writing			Science			Social Studies			All Tests Taken	
	Scale Score	Passing Standard	Com-mend	Scale Score	Passing Standard	Com-mend	Scale Score	Passing Standard	Com-mend	Scale Score	Passing Standard	Com-mend	Scale Score	Passing Standard	Com-mend	Passing Standard	Com-mend
9	2360	100	60	2402	100	50										83	33
10																	
11	*	*	*	*	*	*				*	*	*	*	*	*	*	*
Total	---	100	57	---	100	50				---	*	*	---	*	*	88	25

Spanish TAKS Results % Passing, Spring 2009: Students with Disabilities														
322 Grade	Reading / ELA			Mathematics			Writing			Science			All Tests Taken	
	Scale Score	Passing Standard	Com-mend	Scale Score	Passing Standard	Com-mend	Scale Score	Passing Standard	Com-mend	Scale Score	Passing Standard	Com-mend	Passing Standard	Com-mend
Neither Spanish TAKS nor TAKS-A was tested on the campus for this group in 2009.														

Spanish TAKS Results % Passing, Spring 2008: Students with Disabilities														
322 Grade	Reading / ELA			Mathematics			Writing			Science			All Tests Taken	
	Scale Score	Passing Standard	Com-mend	Scale Score	Passing Standard	Com-mend	Scale Score	Passing Standard	Com-mend	Scale Score	Passing Standard	Com-mend	Passing Standard	Com-mend
Neither Spanish TAKS nor TAKS-A was tested on the campus for this group in 2008.														

* Fewer than 5 students tested

For grades and subjects with multiple test administrations, the first administration results are used.

English TAKS-Alternate Results % Passing, Spring 2009: Students with Disabilities																	
322 Grade	Reading / ELA			Mathematics			Writing			Science			Social Studies			All Tests Taken	
	Scale Score	Passing Standard	Com-mend	Scale Score	Passing Standard	Com-mend	Scale Score	Passing Standard	Com-mend	Scale Score	Passing Standard	Com-mend	Scale Score	Passing Standard	Com-mend	Passing Standard	Com-mend
English TAKS-Alt was not tested on the campus for this group in 2009.																	

English TAKS-Alternate Results % Passing, Spring 2008: Students with Disabilities																	
322 Grade	Reading / ELA			Mathematics			Writing			Science			Social Studies			All Tests Taken	
	Scale Score	Passing Standard	Com-mend	Scale Score	Passing Standard	Com-mend	Scale Score	Passing Standard	Com-mend	Scale Score	Passing Standard	Com-mend	Scale Score	Passing Standard	Com-mend	Passing Standard	Com-mend
English TAKS-Alt was not tested on the campus for this group in 2008.																	

English TAKS-Modified Results % Passing, Spring 2009: Students with Disabilities																	
322 Grade	Reading / ELA			Mathematics			Writing			Science			Social Studies			All Tests Taken	
	Scale Score	Passing Standard	Com-mend	Scale Score	Passing Standard	Com-mend	Scale Score	Passing Standard	Com-mend	Scale Score	Passing Standard	Com-mend	Scale Score	Passing Standard	Com-mend	Passing Standard	Com-mend
English TAKS-M was not tested on the campus for this group in 2009.																	

English TAKS-Modified Results % Passing, Spring 2008: Students with Disabilities																	
322 Grade	Reading / ELA			Mathematics			Writing			Science			Social Studies			All Tests Taken	
	Scale Score	Passing Standard	Com-mend	Scale Score	Passing Standard	Com-mend	Scale Score	Passing Standard	Com-mend	Scale Score	Passing Standard	Com-mend	Scale Score	Passing Standard	Com-mend	Passing Standard	Com-mend
English TAKS-M was not tested on the campus for this group in 2008.																	

NSE: No Standard Established

* Fewer than 5 students tested

For grades and subjects with multiple test administrations, the first administration results are used.

English TAKS Results % Passing, Spring 2009: Students with Disabilities																	
325 Grade	Reading / ELA			Mathematics			Writing			Science			Social Studies			All Tests Taken	
	Scale Score	Passing Standard	Com-mend	Scale Score	Passing Standard	Com-mend	Scale Score	Passing Standard	Com-mend	Scale Score	Passing Standard	Com-mend	Scale Score	Passing Standard	Com-mend	Passing Standard	Com-mend
10																	
11										*	*	*	*	*	*	*	*
Total										---	*	*	---	*	*	*	*

English TAKS Results % Passing, Spring 2008: Students with Disabilities																	
325 Grade	Reading / ELA			Mathematics			Writing			Science			Social Studies			All Tests Taken	
	Scale Score	Passing Standard	Com-mend	Scale Score	Passing Standard	Com-mend	Scale Score	Passing Standard	Com-mend	Scale Score	Passing Standard	Com-mend	Scale Score	Passing Standard	Com-mend	Passing Standard	Com-mend
9																	
10	*	*	*	*	*	*				*	*	*	*	*	*	*	*
11	*	*	*							*	*	*	*	*	*	*	*
Total	---	60	0	---	*	*				---	0	0	---	100	0	0	0

Spanish TAKS Results % Passing, Spring 2009: Students with Disabilities														
325 Grade	Reading / ELA			Mathematics			Writing			Science			All Tests Taken	
	Scale Score	Passing Standard	Com-mend	Scale Score	Passing Standard	Com-mend	Scale Score	Passing Standard	Com-mend	Scale Score	Passing Standard	Com-mend	Passing Standard	Com-mend
Neither Spanish TAKS nor TAKS-A was tested on the campus for this group in 2009.														

Spanish TAKS Results % Passing, Spring 2008: Students with Disabilities														
325 Grade	Reading / ELA			Mathematics			Writing			Science			All Tests Taken	
	Scale Score	Passing Standard	Com-mend	Scale Score	Passing Standard	Com-mend	Scale Score	Passing Standard	Com-mend	Scale Score	Passing Standard	Com-mend	Passing Standard	Com-mend
Neither Spanish TAKS nor TAKS-A was tested on the campus for this group in 2008.														

* Fewer than 5 students tested

For grades and subjects with multiple test administrations, the first administration results are used.

English TAKS-Alternate Results % Passing, Spring 2009: Students with Disabilities																	
325 Grade	Reading / ELA			Mathematics			Writing			Science			Social Studies			All Tests Taken	
	Scale Score	Passing Standard	Com-mend	Scale Score	Passing Standard	Com-mend	Scale Score	Passing Standard	Com-mend	Scale Score	Passing Standard	Com-mend	Scale Score	Passing Standard	Com-mend	Passing Standard	Com-mend
English TAKS-Alt was not tested on the campus for this group in 2009.																	

English TAKS-Alternate Results % Passing, Spring 2008: Students with Disabilities																	
325 Grade	Reading / ELA			Mathematics			Writing			Science			Social Studies			All Tests Taken	
	Scale Score	Passing Standard	Com-mend	Scale Score	Passing Standard	Com-mend	Scale Score	Passing Standard	Com-mend	Scale Score	Passing Standard	Com-mend	Scale Score	Passing Standard	Com-mend	Passing Standard	Com-mend
English TAKS-Alt was not tested on the campus for this group in 2008.																	

English TAKS-Modified Results % Passing, Spring 2009: Students with Disabilities																	
325 Grade	Reading / ELA			Mathematics			Writing			Science			Social Studies			All Tests Taken	
	Scale Score	Passing Standard	Com-mend	Scale Score	Passing Standard	Com-mend	Scale Score	Passing Standard	Com-mend	Scale Score	Passing Standard	Com-mend	Scale Score	Passing Standard	Com-mend	Passing Standard	Com-mend
English TAKS-M was not tested on the campus for this group in 2009.																	

English TAKS-Modified Results % Passing, Spring 2008: Students with Disabilities																	
325 Grade	Reading / ELA			Mathematics			Writing			Science			Social Studies			All Tests Taken	
	Scale Score	Passing Standard	Com-mend	Scale Score	Passing Standard	Com-mend	Scale Score	Passing Standard	Com-mend	Scale Score	Passing Standard	Com-mend	Scale Score	Passing Standard	Com-mend	Passing Standard	Com-mend
9																	
10				*	*	*											
11																	
Total				---	*	*											

NSE: No Standard Established

* Fewer than 5 students tested

For grades and subjects with multiple test administrations, the first administration results are used.

English TAKS Results % Passing, Spring 2009: Students with Disabilities																	
Grade	Reading / ELA			Mathematics			Writing			Science			Social Studies			All Tests Taken	
	Scale Score	Passing Standard	Com-mend	Scale Score	Passing Standard	Com-mend	Scale Score	Passing Standard	Com-mend	Scale Score	Passing Standard	Com-mend	Scale Score	Passing Standard	Com-mend	Passing Standard	Com-mend
6	9	2050	47	0	1938	10	0									7	0
	10	2013	26	0	1906	0	0			1909	5	0	2016	32	0	4	0
	11	2076	35	0	2022	25	0			2030	29	0	2217	83	22	11	0
	Total	---	39	0	---	11	0			---	16	0	---	57	11	7	0

English TAKS Results % Passing, Spring 2008: Students with Disabilities																	
Grade	Reading / ELA			Mathematics			Writing			Science			Social Studies			All Tests Taken	
	Scale Score	Passing Standard	Com-mend	Scale Score	Passing Standard	Com-mend	Scale Score	Passing Standard	Com-mend	Scale Score	Passing Standard	Com-mend	Scale Score	Passing Standard	Com-mend	Passing Standard	Com-mend
9	1951	15	0	1840	3	0										2	0
10	2044	21	0	1922	0	0				1905	11	0	2085	38	15	0	0
11	2087	47	0	2050	30	0				2077	48	0	2219	73	14	20	0
Total	---	24	0	---	8	0				---	27	0	---	54	15	6	0

Spanish TAKS Results % Passing, Spring 2009: Students with Disabilities														
Grade	Reading / ELA			Mathematics			Writing			Science			All Tests Taken	
	Scale Score	Passing Standard	Com-mend	Scale Score	Passing Standard	Com-mend	Scale Score	Passing Standard	Com-mend	Scale Score	Passing Standard	Com-mend	Passing Standard	Com-mend
6														
Neither Spanish TAKS nor TAKS-A was tested on the campus for this group in 2009.														

Spanish TAKS Results % Passing, Spring 2008: Students with Disabilities														
Grade	Reading / ELA			Mathematics			Writing			Science			All Tests Taken	
	Scale Score	Passing Standard	Com-mend	Scale Score	Passing Standard	Com-mend	Scale Score	Passing Standard	Com-mend	Scale Score	Passing Standard	Com-mend	Passing Standard	Com-mend
6														
Neither Spanish TAKS nor TAKS-A was tested on the campus for this group in 2008.														

* Fewer than 5 students tested

For grades and subjects with multiple test administrations, the first administration results are used.

English TAKS-Alternate Results % Passing, Spring 2009: Students with Disabilities																	
Grade	Reading / ELA			Mathematics			Writing			Science			Social Studies			All Tests Taken	
	Scale Score	Passing Standard	Com-mend	Scale Score	Passing Standard	Com-mend	Scale Score	Passing Standard	Com-mend	Scale Score	Passing Standard	Com-mend	Scale Score	Passing Standard	Com-mend	Passing Standard	Com-mend
9		40	0		60	0										40	0
10		29	0		71	0					71	0		71	0	29	0
11		*	*		*	*					*	*		*	*	*	0
Total		31	0		62	0					62	0		62	0	31	0

English TAKS-Alternate Results % Passing, Spring 2008: Students with Disabilities																	
Grade	Reading / ELA			Mathematics			Writing			Science			Social Studies			All Tests Taken	
	Scale Score	Passing Standard	Com-mend	Scale Score	Passing Standard	Com-mend	Scale Score	Passing Standard	Com-mend	Scale Score	Passing Standard	Com-mend	Scale Score	Passing Standard	Com-mend	Passing Standard	Com-mend
9		*	*		*	*										*	*
10		*	*		*	*					*	*		*	*	*	*
11																	
Total		*	*		*	*					*	*		*	*	*	*

English TAKS-Modified Results % Passing, Spring 2009: Students with Disabilities																	
Grade	Reading / ELA			Mathematics			Writing			Science			Social Studies			All Tests Taken	
	Scale Score	Passing Standard	Com-mend	Scale Score	Passing Standard	Com-mend	Scale Score	Passing Standard	Com-mend	Scale Score	Passing Standard	Com-mend	Scale Score	Passing Standard	Com-mend	Passing Standard	Com-mend
9		NSE			NSE												
10	2146	60	5	2056	25	0				1989	29	0		NSE			
11		NSE			NSE						NSE			NSE			
Total	---	60	5	---	25	0				---	29	0	---				

English TAKS-Modified Results % Passing, Spring 2008: Students with Disabilities																	
Grade	Reading / ELA			Mathematics			Writing			Science			Social Studies			All Tests Taken	
	Scale Score	Passing Standard	Com-mend	Scale Score	Passing Standard	Com-mend	Scale Score	Passing Standard	Com-mend	Scale Score	Passing Standard	Com-mend	Scale Score	Passing Standard	Com-mend	Passing Standard	Com-mend
9																	
10	2088	50	0	2087	36	0				1993	29	0					
11																	
Total	---	50	0	---	36	0				---	29	0					

NSE: No Standard Established

* Fewer than 5 students tested

For grades and subjects with multiple test administrations, the first administration results are used.

English TAKS Results % Passing, Spring 2009: Students with Disabilities																	
10 Grade	Reading / ELA			Mathematics			Writing			Science			Social Studies			All Tests Taken	
	Scale Score	Passing Standard	Com-mend	Scale Score	Passing Standard	Com-mend	Scale Score	Passing Standard	Com-mend	Scale Score	Passing Standard	Com-mend	Scale Score	Passing Standard	Com-mend	Passing Standard	Com-mend
9	2009	29	0	1908	8	0										8	0
10	2016	22	0	1941	2	0				1922	10	0	2049	30	0	0	0
11	2105	61	0	2052	33	7				2110	47	7	2185	71	6	32	0
Total	---	30	0	---	9	1				---	20	2	---	41	2	8	0

English TAKS Results % Passing, Spring 2008: Students with Disabilities																	
10 Grade	Reading / ELA			Mathematics			Writing			Science			Social Studies			All Tests Taken	
	Scale Score	Passing Standard	Com-mend	Scale Score	Passing Standard	Com-mend	Scale Score	Passing Standard	Com-mend	Scale Score	Passing Standard	Com-mend	Scale Score	Passing Standard	Com-mend	Passing Standard	Com-mend
9	1972	22	1	1867	6	1										8	0
10	2072	39	0	1948	15	0				1942	12	0	2085	47	0	3	0
11	2121	67	0	2036	23	0				2066	29	0	2196	81	6	26	0
Total	---	32	1	---	10	1				---	17	0	---	58	2	9	0

Spanish TAKS Results % Passing, Spring 2009: Students with Disabilities														
10 Grade	Reading / ELA			Mathematics			Writing			Science			All Tests Taken	
	Scale Score	Passing Standard	Com-mend	Scale Score	Passing Standard	Com-mend	Scale Score	Passing Standard	Com-mend	Scale Score	Passing Standard	Com-mend	Passing Standard	Com-mend
Neither Spanish TAKS nor TAKS-A was tested on the campus for this group in 2009.														

Spanish TAKS Results % Passing, Spring 2008: Students with Disabilities														
10 Grade	Reading / ELA			Mathematics			Writing			Science			All Tests Taken	
	Scale Score	Passing Standard	Com-mend	Scale Score	Passing Standard	Com-mend	Scale Score	Passing Standard	Com-mend	Scale Score	Passing Standard	Com-mend	Passing Standard	Com-mend
Neither Spanish TAKS nor TAKS-A was tested on the campus for this group in 2008.														

* Fewer than 5 students tested

For grades and subjects with multiple test administrations, the first administration results are used.

English TAKS-Alternate Results % Passing, Spring 2009: Students with Disabilities																	
Grade	Reading / ELA			Mathematics			Writing			Science			Social Studies			All Tests Taken	
	Scale Score	Passing Standard	Com-mend	Scale Score	Passing Standard	Com-mend	Scale Score	Passing Standard	Com-mend	Scale Score	Passing Standard	Com-mend	Scale Score	Passing Standard	Com-mend	Passing Standard	Com-mend
9		*	*		*	*										*	*
10		*	*		*	*					*	*		*	*	*	*
11																	
Total		100	0		100	0					*	*		*	*	100	0

English TAKS-Alternate Results % Passing, Spring 2008: Students with Disabilities																	
Grade	Reading / ELA			Mathematics			Writing			Science			Social Studies			All Tests Taken	
	Scale Score	Passing Standard	Com-mend	Scale Score	Passing Standard	Com-mend	Scale Score	Passing Standard	Com-mend	Scale Score	Passing Standard	Com-mend	Scale Score	Passing Standard	Com-mend	Passing Standard	Com-mend
9																	
10		*	*		*	*					*	*		*	*	*	*
11		*	*		*	*					*	*		*	*	*	*
Total		*	*		*	*					*	*		*	*	*	*

English TAKS-Modified Results % Passing, Spring 2009: Students with Disabilities																	
Grade	Reading / ELA			Mathematics			Writing			Science			Social Studies			All Tests Taken	
	Scale Score	Passing Standard	Com-mend	Scale Score	Passing Standard	Com-mend	Scale Score	Passing Standard	Com-mend	Scale Score	Passing Standard	Com-mend	Scale Score	Passing Standard	Com-mend	Passing Standard	Com-mend
9		NSE			NSE												
10	2140	63	8	2048	20	0				2046	31	7		NSE			
11		NSE			NSE						NSE			NSE			
Total	---	63	8	---	20	0				---	31	7	---				

English TAKS-Modified Results % Passing, Spring 2008: Students with Disabilities																	
Grade	Reading / ELA			Mathematics			Writing			Science			Social Studies			All Tests Taken	
	Scale Score	Passing Standard	Com-mend	Scale Score	Passing Standard	Com-mend	Scale Score	Passing Standard	Com-mend	Scale Score	Passing Standard	Com-mend	Scale Score	Passing Standard	Com-mend	Passing Standard	Com-mend
9																	
10	2068	39	0	2033	11	0				1971	5	5					
11																	
Total	---	39	0	---	11	0				---	5	5					

NSE: No Standard Established

* Fewer than 5 students tested

For grades and subjects with multiple test administrations, the first administration results are used.

English TAKS Results % Passing, Spring 2009: Students with Disabilities																	
14 Grade	Reading / ELA			Mathematics			Writing			Science			Social Studies			All Tests Taken	
	Scale Score	Passing Standard	Com-mend	Scale Score	Passing Standard	Com-mend	Scale Score	Passing Standard	Com-mend	Scale Score	Passing Standard	Com-mend	Scale Score	Passing Standard	Com-mend	Passing Standard	Com-mend
9	1994	32	4	1881	3	0										3	0
10	2074	37	0	1948	5	0				1939	0	0	2089	53	0	0	0
11	2038	38	0	1967	15	0				2035	23	0	2118	57	0	25	0
Total	---	35	2	---	6	0				---	10	0	---	55	0	7	0

English TAKS Results % Passing, Spring 2008: Students with Disabilities																	
14 Grade	Reading / ELA			Mathematics			Writing			Science			Social Studies			All Tests Taken	
	Scale Score	Passing Standard	Com-mend	Scale Score	Passing Standard	Com-mend	Scale Score	Passing Standard	Com-mend	Scale Score	Passing Standard	Com-mend	Scale Score	Passing Standard	Com-mend	Passing Standard	Com-mend
9	1999	31	0	1892	6	0										2	0
10	2063	33	0	1923	5	0				1920	5	0	2038	52	0	4	0
11	2074	33	0	2044	36	0				2031	33	0	2128	60	0	6	0
Total	---	32	0	---	11	0				---	17	0	---	56	0	4	0

Spanish TAKS Results % Passing, Spring 2009: Students with Disabilities														
14 Grade	Reading / ELA			Mathematics			Writing			Science			All Tests Taken	
	Scale Score	Passing Standard	Com-mend	Scale Score	Passing Standard	Com-mend	Scale Score	Passing Standard	Com-mend	Scale Score	Passing Standard	Com-mend	Passing Standard	Com-mend
Neither Spanish TAKS nor TAKS-A was tested on the campus for this group in 2009.														

Spanish TAKS Results % Passing, Spring 2008: Students with Disabilities														
14 Grade	Reading / ELA			Mathematics			Writing			Science			All Tests Taken	
	Scale Score	Passing Standard	Com-mend	Scale Score	Passing Standard	Com-mend	Scale Score	Passing Standard	Com-mend	Scale Score	Passing Standard	Com-mend	Passing Standard	Com-mend
Neither Spanish TAKS nor TAKS-A was tested on the campus for this group in 2008.														

* Fewer than 5 students tested

For grades and subjects with multiple test administrations, the first administration results are used.

English TAKS-Alternate Results % Passing, Spring 2009: Students with Disabilities

Grade	Reading / ELA			Mathematics			Writing			Science			Social Studies			All Tests Taken	
	Scale Score	Passing Standard	Com-mend	Scale Score	Passing Standard	Com-mend	Scale Score	Passing Standard	Com-mend	Scale Score	Passing Standard	Com-mend	Scale Score	Passing Standard	Com-mend	Passing Standard	Com-mend
9																	
10		*	*		*	*					*	*		*	*	*	0
11	100		14	100		14				100		14	100		14	100	14
Total	100		12	100		12				100		12	100		12	100	12

English TAKS-Alternate Results % Passing, Spring 2008: Students with Disabilities

Grade	Reading / ELA			Mathematics			Writing			Science			Social Studies			All Tests Taken	
	Scale Score	Passing Standard	Com-mend	Scale Score	Passing Standard	Com-mend	Scale Score	Passing Standard	Com-mend	Scale Score	Passing Standard	Com-mend	Scale Score	Passing Standard	Com-mend	Passing Standard	Com-mend
9		*	*		*	*										*	*
10	14		0	14		0				14		0	29		0	0	0
11	*		*	*		*				*		*	*		*	*	*
Total	11		0	11		0				13		0	25		0	0	0

English TAKS-Modified Results % Passing, Spring 2009: Students with Disabilities

Grade	Reading / ELA			Mathematics			Writing			Science			Social Studies			All Tests Taken	
	Scale Score	Passing Standard	Com-mend	Scale Score	Passing Standard	Com-mend	Scale Score	Passing Standard	Com-mend	Scale Score	Passing Standard	Com-mend	Scale Score	Passing Standard	Com-mend	Passing Standard	Com-mend
9		NSE			NSE												
10	2281	75	33	2066	38	0				2071	42	0		NSE			
11		NSE			NSE						NSE			NSE			
Total	---	75	33	---	38	0				---	42	0	---				

English TAKS-Modified Results % Passing, Spring 2008: Students with Disabilities

Grade	Reading / ELA			Mathematics			Writing			Science			Social Studies			All Tests Taken	
	Scale Score	Passing Standard	Com-mend	Scale Score	Passing Standard	Com-mend	Scale Score	Passing Standard	Com-mend	Scale Score	Passing Standard	Com-mend	Scale Score	Passing Standard	Com-mend	Passing Standard	Com-mend
9																	
10	2183	65	12	2063	44	0				2005	19	0					
11																	
Total	---	65	12	---	44	0				---	19	0					

NSE: No Standard Established

* Fewer than 5 students tested

For grades and subjects with multiple test administrations, the first administration results are used.

English TAKS Results % Passing, Spring 2009: Students with Disabilities																	
19 Grade	Reading / ELA			Mathematics			Writing			Science			Social Studies			All Tests Taken	
	Scale Score	Passing Standard	Com-mend	Scale Score	Passing Standard	Com-mend	Scale Score	Passing Standard	Com-mend	Scale Score	Passing Standard	Com-mend	Scale Score	Passing Standard	Com-mend	Passing Standard	Com-mend
9	2039	37	4	1879	5	0										7	0
10	2019	20	0	1967	11	0				1893	0	0	2039	55	0	0	0
11	2088	50	0	2037	50	0				2055	33	0	2267	92	17	31	0
Total	---	39	2	---	15	0				---	15	0	---	74	9	13	0

English TAKS Results % Passing, Spring 2008: Students with Disabilities																	
19 Grade	Reading / ELA			Mathematics			Writing			Science			Social Studies			All Tests Taken	
	Scale Score	Passing Standard	Com-mend	Scale Score	Passing Standard	Com-mend	Scale Score	Passing Standard	Com-mend	Scale Score	Passing Standard	Com-mend	Scale Score	Passing Standard	Com-mend	Passing Standard	Com-mend
9	1988	23	0	1843	3	0										3	0
10	2042	34	0	1918	3	0				1896	6	0	2009	28	3	3	0
11	1969	27	7	1869	13	0				1984	19	0	2110	44	0	11	0
Total	---	27	1	---	5	0				---	10	0	---	33	2	4	0

Spanish TAKS Results % Passing, Spring 2009: Students with Disabilities														
19 Grade	Reading / ELA			Mathematics			Writing			Science			All Tests Taken	
	Scale Score	Passing Standard	Com-mend	Scale Score	Passing Standard	Com-mend	Scale Score	Passing Standard	Com-mend	Scale Score	Passing Standard	Com-mend	Passing Standard	Com-mend
Neither Spanish TAKS nor TAKS-A was tested on the campus for this group in 2009.														

Spanish TAKS Results % Passing, Spring 2008: Students with Disabilities														
19 Grade	Reading / ELA			Mathematics			Writing			Science			All Tests Taken	
	Scale Score	Passing Standard	Com-mend	Scale Score	Passing Standard	Com-mend	Scale Score	Passing Standard	Com-mend	Scale Score	Passing Standard	Com-mend	Passing Standard	Com-mend
Neither Spanish TAKS nor TAKS-A was tested on the campus for this group in 2008.														

* Fewer than 5 students tested

For grades and subjects with multiple test administrations, the first administration results are used.

English TAKS-Alternate Results % Passing, Spring 2009: Students with Disabilities																	
Grade	Reading / ELA			Mathematics			Writing			Science			Social Studies			All Tests Taken	
	Scale Score	Passing Standard	Com-mend	Scale Score	Passing Standard	Com-mend	Scale Score	Passing Standard	Com-mend	Scale Score	Passing Standard	Com-mend	Scale Score	Passing Standard	Com-mend	Passing Standard	Com-mend
9		100	0		100	0										100	0
10		100	0		100	0					100	0		100	0	100	0
11		100	0		100	0					100	0		100	0	100	0
Total		100	0		100	0					100	0		100	0	100	0

English TAKS-Alternate Results % Passing, Spring 2008: Students with Disabilities																	
19 Grade	Reading / ELA			Mathematics			Writing			Science			Social Studies			All Tests Taken	
	Scale Score	Passing Standard	Com-mend	Scale Score	Passing Standard	Com-mend	Scale Score	Passing Standard	Com-mend	Scale Score	Passing Standard	Com-mend	Scale Score	Passing Standard	Com-mend	Passing Standard	Com-mend
9		0	0		0	0										0	0
10		0	0		0	0					0	0		0	0	0	0
11		0	0		0	0					0	0		0	0	0	0
Total		0	0		0	0					0	0		0	0	0	0

English TAKS-Modified Results % Passing, Spring 2009: Students with Disabilities																	
Grade	Reading / ELA			Mathematics			Writing			Science			Social Studies			All Tests Taken	
	Scale Score	Passing Standard	Com-mend	Scale Score	Passing Standard	Com-mend	Scale Score	Passing Standard	Com-mend	Scale Score	Passing Standard	Com-mend	Scale Score	Passing Standard	Com-mend	Passing Standard	Com-mend
9		NSE			NSE												
10	2235	76	18	2080	40	0				2126	48	8		NSE			
11		NSE			NSE						NSE			NSE			
Total	---	76	18	---	40	0				---	48	8	---				

English TAKS-Modified Results % Passing, Spring 2008: Students with Disabilities																	
Grade	Reading / ELA			Mathematics			Writing			Science			Social Studies			All Tests Taken	
	Scale Score	Passing Standard	Com-mend	Scale Score	Passing Standard	Com-mend	Scale Score	Passing Standard	Com-mend	Scale Score	Passing Standard	Com-mend	Scale Score	Passing Standard	Com-mend	Passing Standard	Com-mend
9																	
10	1983	50	0	*	*	*				*	*	*					
11																	
Total	---	50	0	---	*	*				---	*	*					

NSE: No Standard Established

* Fewer than 5 students tested

For grades and subjects with multiple test administrations, the first administration results are used.

**SPECIAL EDUCATION CAMPUS
SPECIAL EDUCATION
TAKS PERFORMANCE
SPRING 2009**

Special Education

English TAKS Results % Passing, Spring 2009: Students with Disabilities																	
709 Grade	Reading / ELA			Mathematics			Writing			Science			Social Studies			All Tests Taken	
	Scale Score	Passing Standard	Com-mend	Scale Score	Passing Standard	Com-mend	Scale Score	Passing Standard	Com-mend	Scale Score	Passing Standard	Com-mend	Scale Score	Passing Standard	Com-mend	Passing Standard	Com-mend
3																	
4	*	*	*	*	*	*	*	*	*							*	*
5																	
6																	
7																	
8	*	*	*	*	*	*				*	*	*	*	*	*		
9	*	*	*	*	*	*										*	*
10	*	*	*	*	*	*				*	*	*	*	*	*	*	*
11				*	*	*				*	*	*				*	*
Total	---	44	0	---	13	0	---	*	*	---	33	0	---	80	0	11	0

English TAKS Results % Passing, Spring 2008: Students with Disabilities																	
709 Grade	Reading / ELA			Mathematics			Writing			Science			Social Studies			All Tests Taken	
	Scale Score	Passing Standard	Com-mend	Scale Score	Passing Standard	Com-mend	Scale Score	Passing Standard	Com-mend	Scale Score	Passing Standard	Com-mend	Scale Score	Passing Standard	Com-mend	Passing Standard	Com-mend
3																	
4																	
5																	
6	*	*	*	*	*	*										*	*
7	2004	20	0	1906	0	0	*	*	*							0	0
8	1970	33	0	1842	0	0				1798	0	0	1976	13	0		
9	1913	30	0	1785	0	0										0	0
10	1983	0	0	*	*	*				*	*	*	*	*	*	0	0
11	*	*	*													*	*
Total	---	19	0	---	3	0	---	*	*	---	0	0	---	8	0	0	0

Spanish TAKS Results % Passing, Spring 2009: Students with Disabilities														
709 Grade	Reading / ELA			Mathematics			Writing			Science			All Tests Taken	
	Scale Score	Passing Standard	Com-mend	Scale Score	Passing Standard	Com-mend	Scale Score	Passing Standard	Com-mend	Scale Score	Passing Standard	Com-mend	Passing Standard	Com-mend
Neither Spanish TAKS nor TAKS-A was tested at any campuses in this region for this group in 2009.														
Spanish TAKS Results % Passing, Spring 2008: Students with Disabilities														
709 Grade	Reading / ELA			Mathematics			Writing			Science			All Tests Taken	
	Scale Score	Passing Standard	Com-mend	Scale Score	Passing Standard	Com-mend	Scale Score	Passing Standard	Com-mend	Scale Score	Passing Standard	Com-mend	Passing Standard	Com-mend
Neither Spanish TAKS nor TAKS-A was tested at any campuses in this region for this group in 2008.														

* Fewer than 5 students tested

For grades and subjects with multiple test administrations, the first administration results are used.

Special Education

English TAKS-Alternate Results % Passing, Spring 2009: Students with Disabilities																	
709 Grade	Reading / ELA			Mathematics			Writing			Science			Social Studies			All Tests Taken	
	Scale Score	Passing Standard	Com-mend	Scale Score	Passing Standard	Com-mend	Scale Score	Passing Standard	Com-mend	Scale Score	Passing Standard	Com-mend	Scale Score	Passing Standard	Com-mend	Passing Standard	Com-mend
3		*	*		*	*										*	*
4		50	0		50	0		50	0							50	0
5		*	*		*	*					*	*				*	*
6		*	*		*	*										*	*
7		*	*		*	*		*	*							*	*
8		38	0		38	0					38	0		38	0	13	0
9		50	0		50	0										40	0
10		*	*		*	*					*	*		*	*	*	*
11		43	0		21	0					36	0		29	0	21	0
Total		49	0		43	2		50	0		37	0		32	0	35	0

English TAKS-Alternate Results % Passing, Spring 2008: Students with Disabilities																	
709 Grade	Reading / ELA			Mathematics			Writing			Science			Social Studies			All Tests Taken	
	Scale Score	Passing Standard	Com- mend	Scale Score	Passing Standard	Com- mend	Scale Score	Passing Standard	Com- mend	Scale Score	Passing Standard	Com- mend	Scale Score	Passing Standard	Com- mend	Passing Standard	Com- mend
3		*	*		*	*										*	*
4		*	*		*	*		*	*							*	*
5																	
6		*	*		*	*										*	*
7		*	*		*	*		*	*							*	*
8		78	11		67	0					89	11		75	13	67	0
9		60	0		80	0										60	0
10		40	0		40	0					40	0		50	0	30	0
11		77	23		69	23					69	31		69	31	69	15
Total		66	9		60	11		60	20		66	16		65	16	55	4

English TAKS-Modified Results % Passing, Spring 2009: Students with Disabilities																	
709 Grade	Reading / ELA			Mathematics			Writing			Science			Social Studies			All Tests Taken	
	Scale Score	Passing Standard	Com-mend	Scale Score	Passing Standard	Com-mend	Scale Score	Passing Standard	Com-mend	Scale Score	Passing Standard	Com-mend	Scale Score	Passing Standard	Com-mend	Passing Standard	Com-mend
3																	
4								NSE									
5	*	*	*	*	*	*				*	*	*					
6																	
7								NSE									
8	*	*	*	*	*	*											
9		NSE			NSE												
10	*	*	*	*	*	*				*	*	*		NSE			
11		NSE			NSE						NSE			NSE			
Total	---	83	0	---	*	*	---			---	*	*	---				

English TAKS-Modified Results % Passing, Spring 2008: Students with Disabilities																	
709 Grade	Reading / ELA			Mathematics			Writing			Science			Social Studies			All Tests Taken	
	Scale Score	Passing Standard	Com-mend	Scale Score	Passing Standard	Com-mend	Scale Score	Passing Standard	Com-mend	Scale Score	Passing Standard	Com-mend	Scale Score	Passing Standard	Com-mend	Passing Standard	Com-mend
3																	
4																	
5	*	*	*														
6																	
7																	
8	*	*	*	*	*	*				1995	20	0					
9																	
10	*	*	*	*	*	*				*	*	*					
11																	
Total	---	75	0	---	17	0				---	14	0					

NSE: No Standard Established

* Fewer than 5 students tested

For grades and subjects with multiple test administrations, the first administration results are used.

English TAKS Results % Passing, Spring 2009: Students with Disabilities																	
13 Grade	Reading / ELA			Mathematics			Writing			Science			Social Studies			All Tests Taken	
	Scale Score	Passing Standard	Com-mend	Scale Score	Passing Standard	Com-mend	Scale Score	Passing Standard	Com-mend	Scale Score	Passing Standard	Com-mend	Scale Score	Passing Standard	Com-mend	Passing Standard	Com-mend
3																	
4	*	*	*	*	*	*	*	*	*							*	*
5																	
6																	
7																	
8	*	*	*	*	*	*				*	*	*	*	*	*		
9	*	*	*	*	*	*										*	*
10	*	*	*	*	*	*				*	*	*	*	*	*	*	*
11				*	*	*				*	*	*				*	*
Total	---	44	0	---	13	0	---	*	*	---	33	0	---	80	0	11	0

English TAKS Results % Passing, Spring 2008: Students with Disabilities																	
13 Grade	Reading / ELA			Mathematics			Writing			Science			Social Studies			All Tests Taken	
	Scale Score	Passing Standard	Com-mend	Scale Score	Passing Standard	Com-mend	Scale Score	Passing Standard	Com-mend	Scale Score	Passing Standard	Com-mend	Scale Score	Passing Standard	Com-mend	Passing Standard	Com-mend
3																	
4																	
5																	
6	*	*	*	*	*	*										*	*
7	2004	20	0	1906	0	0	*	*	*							0	0
8	1970	33	0	1842	0	0				1798	0	0	1976	13	0		
9	1913	30	0	1785	0	0										0	0
10	1983	0	0	*	*	*				*	*	*	*	*	*	0	0
11	*	*	*													*	*
Total	---	19	0	---	3	0	---	*	*	---	0	0	---	8	0	0	0

Spanish TAKS Results % Passing, Spring 2009: Students with Disabilities														
13 Grade	Reading / ELA			Mathematics			Writing			Science			All Tests Taken	
	Scale Score	Passing Standard	Com-mend	Scale Score	Passing Standard	Com-mend	Scale Score	Passing Standard	Com-mend	Scale Score	Passing Standard	Com-mend	Passing Standard	Com-mend
Neither Spanish TAKS nor TAKS-A was tested on the campus for this group in 2009.														
Spanish TAKS Results % Passing, Spring 2008: Students with Disabilities														
13 Grade	Reading / ELA			Mathematics			Writing			Science			All Tests Taken	
	Scale Score	Passing Standard	Com-mend	Scale Score	Passing Standard	Com-mend	Scale Score	Passing Standard	Com-mend	Scale Score	Passing Standard	Com-mend	Passing Standard	Com-mend
Neither Spanish TAKS nor TAKS-A was tested on the campus for this group in 2008.														

* Fewer than 5 students tested

For grades and subjects with multiple test administrations, the first administration results are used.

English TAKS-Alternate Results % Passing, Spring 2009: Students with Disabilities																	
13 Grade	Reading / ELA			Mathematics			Writing			Science			Social Studies			All Tests Taken	
	Scale Score	Passing Standard	Com-mend	Scale Score	Passing Standard	Com-mend	Scale Score	Passing Standard	Com-mend	Scale Score	Passing Standard	Com-mend	Scale Score	Passing Standard	Com-mend	Passing Standard	Com-mend
3		*	*		*	*										*	0
4		*	*		*	*		*	*							*	*
5		*	*		*	*					*	*				*	0
6																	
7																	
8																	
9		*	*		*	*										*	*
10																	
11		*	*		*	*					*	*		*	*	*	*
Total		100	0		100	0		*	*		*	*		*	*	100	0

English TAKS-Alternate Results % Passing, Spring 2008: Students with Disabilities																		
13 Grade	Reading / ELA			Mathematics			Writing			Science			Social Studies			All Tests Taken		
	Scale Score	Passing Standard	Com-mend	Scale Score	Passing Standard	Com-mend	Scale Score	Passing Standard	Com-mend	Scale Score	Passing Standard	Com-mend	Scale Score	Passing Standard	Com-mend	Passing Standard	Com-mend	
3		*	*		*	*										*	*	
4		*	*		*	*		*	*							*	*	
5																		
6																		
7																		
8		*	*		*	*					*	*		*	*	*	*	
9																		
10		*	*		*	*					*	*		*	*	*	*	
11		50	17		50	17					50	17		50	17	50	17	
Total		47	7		33	7		*	*		55	9		40	10	33	7	

English TAKS-Modified Results % Passing, Spring 2009: Students with Disabilities																	
Grade	Reading / ELA			Mathematics			Writing			Science			Social Studies			All Tests Taken	
	Scale Score	Passing Standard	Com-mend	Scale Score	Passing Standard	Com-mend	Scale Score	Passing Standard	Com-mend	Scale Score	Passing Standard	Com-mend	Scale Score	Passing Standard	Com-mend	Passing Standard	Com-mend
13																	
3																	
4								NSE									
5	*	*	*	*	*	*				*	*	*					
6																	
7								NSE									
8	*	*	*	*	*	*											
9		NSE			NSE												
10	*	*	*	*	*	*				*	*	*		NSE			
11		NSE			NSE						NSE			NSE			
Total	---	83	0	---	*	*	---			---	*	*	---				

English TAKS-Modified Results % Passing, Spring 2008: Students with Disabilities																	
13 Grade	Reading / ELA			Mathematics			Writing			Science			Social Studies			All Tests Taken	
	Scale Score	Passing Standard	Com-mend	Scale Score	Passing Standard	Com-mend	Scale Score	Passing Standard	Com-mend	Scale Score	Passing Standard	Com-mend	Scale Score	Passing Standard	Com-mend	Passing Standard	Com-mend
3																	
4																	
5	*	*	*														
6																	
7																	
8	*	*	*	*	*	*				1995	20	0					
9																	
10	*	*	*	*	*	*				*	*	*					
11																	
Total	---	75	0	---	17	0				---	14	0					

NSE: No Standard Established

* Fewer than 5 students tested

For grades and subjects with multiple test administrations, the first administration results are used.

English TAKS Results % Passing, Spring 2009: Students with Disabilities																	
69 Grade	Reading / ELA			Mathematics			Writing			Science			Social Studies			All Tests Taken	
	Scale Score	Passing Standard	Com-mend	Scale Score	Passing Standard	Com-mend	Scale Score	Passing Standard	Com-mend	Scale Score	Passing Standard	Com-mend	Scale Score	Passing Standard	Com-mend	Passing Standard	Com-mend
Neither English TAKS nor TAKS-A was tested on the campus for this group in 2009.																	

English TAKS Results % Passing, Spring 2008: Students with Disabilities																	
69 Grade	Reading / ELA			Mathematics			Writing			Science			Social Studies			All Tests Taken	
	Scale Score	Passing Standard	Com-mend	Scale Score	Passing Standard	Com-mend	Scale Score	Passing Standard	Com-mend	Scale Score	Passing Standard	Com-mend	Scale Score	Passing Standard	Com-mend	Passing Standard	Com-mend
Neither English TAKS nor TAKS-A was tested on the campus for this group in 2008.																	

Spanish TAKS Results % Passing, Spring 2009: Students with Disabilities														
69 Grade	Reading / ELA			Mathematics			Writing			Science			All Tests Taken	
	Scale Score	Passing Standard	Com-mend	Scale Score	Passing Standard	Com-mend	Scale Score	Passing Standard	Com-mend	Scale Score	Passing Standard	Com-mend	Passing Standard	Com-mend
Neither Spanish TAKS nor TAKS-A was tested on the campus for this group in 2009.														
Spanish TAKS Results % Passing, Spring 2008: Students with Disabilities														
69 Grade	Reading / ELA			Mathematics			Writing			Science			All Tests Taken	
	Scale Score	Passing Standard	Com-mend	Scale Score	Passing Standard	Com-mend	Scale Score	Passing Standard	Com-mend	Scale Score	Passing Standard	Com-mend	Passing Standard	Com-mend
Neither Spanish TAKS nor TAKS-A was tested on the campus for this group in 2008.														

* Fewer than 5 students tested

For grades and subjects with multiple test administrations, the first administration results are used.

English TAKS-Alternate Results % Passing, Spring 2009: Students with Disabilities																	
69 Grade	Reading / ELA			Mathematics			Writing			Science			Social Studies			All Tests Taken	
	Scale Score	Passing Standard	Com-mend	Scale Score	Passing Standard	Com-mend	Scale Score	Passing Standard	Com-mend	Scale Score	Passing Standard	Com-mend	Scale Score	Passing Standard	Com-mend	Passing Standard	Com-mend
3		*	*		*	*										*	0
4		*	*		*	*		*	*							*	*
5		*	*		*	*					*	*				*	0
6		*	*		*	*										*	*
7		*	*		*	*		*	*							*	*
8		38	0		38	0					38	0		38	0	13	0
9		29	0		29	0										14	0
10		*	*		*	*					*	*		*	*	*	*
11		33	0		8	0					25	0		17	0	8	0
Total		38	0		30	2		33	0		29	0		26	0	20	0

English TAKS-Alternate Results % Passing, Spring 2008: Students with Disabilities																	
69 Grade	Reading / ELA			Mathematics			Writing			Science			Social Studies			All Tests Taken	
	Scale Score	Passing Standard	Com-mend	Scale Score	Passing Standard	Com-mend	Scale Score	Passing Standard	Com-mend	Scale Score	Passing Standard	Com-mend	Scale Score	Passing Standard	Com-mend	Passing Standard	Com-mend
3		*	*		*	*										*	*
4																	
5																	
6		*	*		*	*										*	*
7		*	*		*	*		*	*							*	*
8		71	14		71	0					86	14		71	14	71	0
9		60	0		80	0										60	0
10		57	0		57	0					43	0		71	0	43	0
11		100	29		86	29					86	43		86	43	86	14
Total		75	9		72	13		*	*		71	19		76	19	66	3

English TAKS-Modified Results % Passing, Spring 2009: Students with Disabilities																	
69 Grade	Reading / ELA			Mathematics			Writing			Science			Social Studies			All Tests Taken	
	Scale Score	Passing Standard	Com-mend	Scale Score	Passing Standard	Com-mend	Scale Score	Passing Standard	Com-mend	Scale Score	Passing Standard	Com-mend	Scale Score	Passing Standard	Com-mend	Passing Standard	Com-mend
English TAKS-M was not tested on the campus for this group in 2009.																	

English TAKS-Modified Results % Passing, Spring 2008: Students with Disabilities																	
69 Grade	Reading / ELA			Mathematics			Writing			Science			Social Studies			All Tests Taken	
	Scale Score	Passing Standard	Com-mend	Scale Score	Passing Standard	Com-mend	Scale Score	Passing Standard	Com-mend	Scale Score	Passing Standard	Com-mend	Scale Score	Passing Standard	Com-mend	Passing Standard	Com-mend
English TAKS-M was not tested on the campus for this group in 2008.																	

NSE: No Standard Established

* Fewer than 5 students tested

For grades and subjects with multiple test administrations, the first administration results are used.

**WEST REGION
SPECIAL EDUCATION
TAKS PERFORMANCE
SPRING 2009**

West Region

English TAKS Results % Passing, Spring 2009: Students with Disabilities																	
702 Grade	Reading / ELA			Mathematics			Writing			Science			Social Studies			All Tests Taken	
	Scale Score	Passing Standard	Com-mend	Scale Score	Passing Standard	Com-mend	Scale Score	Passing Standard	Com-mend	Scale Score	Passing Standard	Com-mend	Scale Score	Passing Standard	Com-mend	Passing Standard	Com-mend
3	2282	88	33	2256	82	24											
4	2235	73	32	2269	79	28	2310	85	18							66	12
5	2206	74	25	2225	71	29				2253	75	38					
6	2229	72	28	2131	52	16										51	15
7	2146	58	13	2117	50	4	2228	77	12							36	3
8	2236	79	22	2104	49	9				2130	59	10	2241	80	20		
9	2067	50	3	1955	20	1										19	0
10	2096	49	3	1995	20	1				2007	26	2	2133	59	10	12	0
11	2174	76	2	2074	41	5				2119	54	7	2272	90	19	30	2
Total	---	66	15	---	47	11	---	80	15	---	52	14	---	74	16	33	4

English TAKS Results % Passing, Spring 2008: Students with Disabilities																	
702 Grade	Reading / ELA			Mathematics			Writing			Science			Social Studies			All Tests Taken	
	Scale Score	Passing Standard	Com-mend	Scale Score	Passing Standard	Com-mend	Scale Score	Passing Standard	Com-mend	Scale Score	Passing Standard	Com-mend	Scale Score	Passing Standard	Com-mend	Passing Standard	Com-mend
3	2225	72	25	2191	68	19											
4	2186	71	20	2202	73	20	2239	73	21							53	6
5	2137	60	12	2191	68	22				2202	66	27					
6	2163	63	20	2069	39	12										35	9
7	2117	60	10	2052	36	6	2176	65	8							29	3
8	2174	70	19	2046	34	3				2033	38	10	2199	72	15		
9	2049	36	5	1875	14	1										12	0
10	2128	58	2	1990	20	2				2000	26	4	2139	62	8	16	0
11	2135	58	1	2095	46	10				2087	42	2	2250	76	22	27	0
Total	---	59	13	---	41	10	---	68	14	---	43	11	---	70	14	28	3

Spanish TAKS Results % Passing, Spring 2009: Students with Disabilities														
702 Grade	Reading / ELA			Mathematics			Writing			Science			All Tests Taken	
	Scale Score	Passing Standard	Com-mend	Scale Score	Passing Standard	Com-mend	Scale Score	Passing Standard	Com-mend	Scale Score	Passing Standard	Com-mend	Passing Standard	Com-mend
3	2073	44	6	2069	41	9								
4	2107	47	0	2153	63	32	2261	60	13				40	5
5	*	*	*											
6														
Total	---	44	4	---	49	17	---	60	13				40	5

* Fewer than 5 students tested

Spanish TAKS Results % Passing, Spring 2008: Students with Disabilities														
702 Grade	Reading / ELA			Mathematics			Writing			Science			All Tests Taken	
	Scale Score	Passing Standard	Com-mend	Scale Score	Passing Standard	Com-mend	Scale Score	Passing Standard	Com-mend	Scale Score	Passing Standard	Com-mend	Passing Standard	Com-mend
3	2133	51	24	2175	59	21								
4	2068	50	5	2114	57	17	2269	82	5				50	0
5														
6														
Total	---	51	18	---	58	19	---	82	5				50	0

For grades and subjects with multiple test administrations, the first administration results are used.

West Region

English TAKS-Alternate Results % Passing, Spring 2009: Students with Disabilities																	
702 Grade	Reading / ELA			Mathematics			Writing			Science			Social Studies			All Tests Taken	
	Scale Score	Passing Standard	Com-mend	Scale Score	Passing Standard	Com-mend	Scale Score	Passing Standard	Com-mend	Scale Score	Passing Standard	Com-mend	Scale Score	Passing Standard	Com-mend	Passing Standard	Com-mend
3		73	3		73	10										68	3
4		61	0		68	11		64	4							50	0
5		77	3		84	3					74	3				74	3
6		71	6		71	3										68	3
7		75	0		78	11		75	0							75	0
8		80	0		88	12					88	16		92	0	80	0
9		81	0		81	3										77	0
10		83	6		89	0					100	0		100	0	78	0
11		97	3		90	0					94	0		100	0	87	0
Total		77	2		80	6		70	2		88	5		97	0	73	1

English TAKS-Alternate Results % Passing, Spring 2008: Students with Disabilities																	
702 Grade	Reading / ELA			Mathematics			Writing			Science			Social Studies			All Tests Taken	
	Scale Score	Passing Standard	Com-mend	Scale Score	Passing Standard	Com-mend	Scale Score	Passing Standard	Com-mend	Scale Score	Passing Standard	Com-mend	Scale Score	Passing Standard	Com-mend	Passing Standard	Com-mend
3		79	38		75	38										75	33
4		71	33		68	27		76	33							64	23
5		65	43		68	41					73	36				57	30
6		96	52		100	52										96	52
7		100	54		100	46		100	54							100	46
8		100	59		100	64					100	55		100	59	100	55
9		91	39		91	35										91	35
10		89	68		95	74					89	72		95	68	89	68
11		84	58		79	58					74	58		89	58	74	58
Total		86	49		86	48		85	41		84	54		95	62	82	44

English TAKS-Modified Results % Passing, Spring 2009: Students with Disabilities																	
702 Grade	Reading / ELA			Mathematics			Writing			Science			Social Studies			All Tests Taken	
	Scale Score	Passing Standard	Com-mend	Scale Score	Passing Standard	Com-mend	Scale Score	Passing Standard	Com-mend	Scale Score	Passing Standard	Com-mend	Scale Score	Passing Standard	Com-mend	Passing Standard	Com-mend
3	2235	81	14	2245	78	19											
4	2233	78	16	2245	79	18		NSE									
5	2236	78	20	2259	74	28				2097	51	13					
6	2195	74	8	2144	59	8											
7	2232	80	18	2214	70	19		NSE									
8	2216	77	14	2157	62	9				2090	50	2		NSE			
9		NSE			NSE												
10	2172	54	19	2078	38	1				2021	33	0		NSE			
11		NSE			NSE						NSE			NSE			
Total	---	76	15	---	68	16	---			---	48	7	---				

English TAKS-Modified Results % Passing, Spring 2008: Students with Disabilities																	
702 Grade	Reading / ELA			Mathematics			Writing			Science			Social Studies			All Tests Taken	
	Scale Score	Passing Standard	Com-mend	Scale Score	Passing Standard	Com-mend	Scale Score	Passing Standard	Com-mend	Scale Score	Passing Standard	Com-mend	Scale Score	Passing Standard	Com-mend	Passing Standard	Com-mend
3	2239	81	18	2214	73	16											
4	2206	76	13	2181	67	12											
5	2210	75	16	2164	61	11				2020	35	7					
6	2187	70	8	2125	58	6											
7	2209	75	11	2125	60	5											
8	2217	77	16	2108	49	5				2091	49	3					
9																	
10	2147	61	10	2050	28	0				1954	20	0					
11																	
Total	---	74	13	---	59	8				---	39	5					

NSE: No Standard Established

* Fewer than 5 students tested

For grades and subjects with multiple test administrations, the first administration results are used.

English TAKS Results % Passing, Spring 2009: Students with Disabilities																	
105 Grade	Reading / ELA			Mathematics			Writing			Science			Social Studies			All Tests Taken	
	Scale Score	Passing Standard	Com-mend	Scale Score	Passing Standard	Com-mend	Scale Score	Passing Standard	Com-mend	Scale Score	Passing Standard	Com-mend	Scale Score	Passing Standard	Com-mend	Passing Standard	Com-mend
3	*		*	*		*											
4	*		*	*		*	*		*							*	*
5																	
Total	---		*	---		*	---		*							*	*

English TAKS Results % Passing, Spring 2008: Students with Disabilities																	
105 Grade	Reading / ELA			Mathematics			Writing			Science			Social Studies			All Tests Taken	
	Scale Score	Passing Standard	Com-mend	Scale Score	Passing Standard	Com-mend	Scale Score	Passing Standard	Com-mend	Scale Score	Passing Standard	Com-mend	Scale Score	Passing Standard	Com-mend	Passing Standard	Com-mend
3				*		*											
4							*		*							*	*
5	*		*	*		*				*		*					
Total	---		*	---		*	---		*	---		*				*	*

Spanish TAKS Results % Passing, Spring 2009: Students with Disabilities														
105 Grade	Reading / ELA			Mathematics			Writing			Science			All Tests Taken	
	Scale Score	Passing Standard	Com-mend	Scale Score	Passing Standard	Com-mend	Scale Score	Passing Standard	Com-mend	Scale Score	Passing Standard	Com-mend	Passing Standard	Com-mend
3	*		*	*		*								
4														
5														
Total	---		*	---		*								

Spanish TAKS Results % Passing, Spring 2008: Students with Disabilities														
105 Grade	Reading / ELA			Mathematics			Writing			Science			All Tests Taken	
	Scale Score	Passing Standard	Com-mend	Scale Score	Passing Standard	Com-mend	Scale Score	Passing Standard	Com-mend	Scale Score	Passing Standard	Com-mend	Passing Standard	Com-mend
3	*		*	*		*								
4														
5														
Total	---		*	---		*								

* Fewer than 5 students tested

For grades and subjects with multiple test administrations, the first administration results are used.

English TAKS-Alternate Results % Passing, Spring 2009: Students with Disabilities

105 Grade	Reading / ELA			Mathematics			Writing			Science			Social Studies			All Tests Taken	
	Scale Score	Passing Standard	Com-mend	Scale Score	Passing Standard	Com-mend	Scale Score	Passing Standard	Com-mend	Scale Score	Passing Standard	Com-mend	Scale Score	Passing Standard	Com-mend	Passing Standard	Com-mend

English TAKS-Alt was not tested on the campus for this group in 2009.

English TAKS-Alternate Results % Passing, Spring 2008: Students with Disabilities

105 Grade	Reading / ELA			Mathematics			Writing			Science			Social Studies			All Tests Taken	
	Scale Score	Passing Standard	Com-mend	Scale Score	Passing Standard	Com-mend	Scale Score	Passing Standard	Com-mend	Scale Score	Passing Standard	Com-mend	Scale Score	Passing Standard	Com-mend	Passing Standard	Com-mend

English TAKS-Alt was not tested on the campus for this group in 2008.

English TAKS-Modified Results % Passing, Spring 2009: Students with Disabilities

105 Grade	Reading / ELA			Mathematics			Writing			Science			Social Studies			All Tests Taken	
	Scale Score	Passing Standard	Com-mend	Scale Score	Passing Standard	Com-mend	Scale Score	Passing Standard	Com-mend	Scale Score	Passing Standard	Com-mend	Scale Score	Passing Standard	Com-mend	Passing Standard	Com-mend
3	*	*	*	*	*	*											
4	2192	71	0	2239	86	14		NSE									
5	2263	83	33	2281	86	29				2137	75	0					
Total	---	80	13	---	89	22	---			---	75	0					

English TAKS-Modified Results % Passing, Spring 2008: Students with Disabilities

105 Grade	Reading / ELA			Mathematics			Writing			Science			Social Studies			All Tests Taken	
	Scale Score	Passing Standard	Com-mend	Scale Score	Passing Standard	Com-mend	Scale Score	Passing Standard	Com-mend	Scale Score	Passing Standard	Com-mend	Scale Score	Passing Standard	Com-mend	Passing Standard	Com-mend
3	*	*	*	2363	100	40											
4	2143	57	14	2209	71	14											
5	2128	70	0	2167	50	20				2000	30	0					
Total	---	67	10	---	68	23				---	30	0					

NSE: No Standard Established

* Fewer than 5 students tested

For grades and subjects with multiple test administrations, the first administration results are used.

English TAKS Results % Passing, Spring 2009: Students with Disabilities																	
274 Grade	Reading / ELA			Mathematics			Writing			Science			Social Studies			All Tests Taken	
	Scale Score	Passing Standard	Com-mend	Scale Score	Passing Standard	Com-mend	Scale Score	Passing Standard	Com-mend	Scale Score	Passing Standard	Com-mend	Scale Score	Passing Standard	Com-mend	Passing Standard	Com-mend
3	2310	100	50	2321	86	29											
4																	
5	*	*	*	*	*	*				*	*	*					
Total	---	80	40	---	70	30				---	*	*					

English TAKS Results % Passing, Spring 2008: Students with Disabilities																	
274 Grade	Reading / ELA			Mathematics			Writing			Science			Social Studies			All Tests Taken	
	Scale Score	Passing Standard	Com-mend	Scale Score	Passing Standard	Com-mend	Scale Score	Passing Standard	Com-mend	Scale Score	Passing Standard	Com-mend	Scale Score	Passing Standard	Com-mend	Passing Standard	Com-mend
3	2343	100	40	2313	83	50											
4	2284	60	40	*	*	*	2403	83	33							50	17
5	*	*	*	*	*	*				*	*	*					
Total	---	86	43	---	93	50	---	83	33	---	*	*				50	17

Spanish TAKS Results % Passing, Spring 2009: Students with Disabilities														
274 Grade	Reading / ELA			Mathematics			Writing			Science			All Tests Taken	
	Scale Score	Passing Standard	Com-mend	Scale Score	Passing Standard	Com-mend	Scale Score	Passing Standard	Com-mend	Scale Score	Passing Standard	Com-mend	Passing Standard	Com-mend
Neither Spanish TAKS nor TAKS-A was tested on the campus for this group in 2009.														

Spanish TAKS Results % Passing, Spring 2008: Students with Disabilities														
274 Grade	Reading / ELA			Mathematics			Writing			Science			All Tests Taken	
	Scale Score	Passing Standard	Com-mend	Scale Score	Passing Standard	Com-mend	Scale Score	Passing Standard	Com-mend	Scale Score	Passing Standard	Com-mend	Passing Standard	Com-mend
Neither Spanish TAKS nor TAKS-A was tested on the campus for this group in 2008.														

* Fewer than 5 students tested

For grades and subjects with multiple test administrations, the first administration results are used.

English TAKS-Alternate Results % Passing, Spring 2009: Students with Disabilities

274 Grade	Reading / ELA			Mathematics			Writing			Science			Social Studies			All Tests Taken	
	Scale Score	Passing Standard	Com-mend	Scale Score	Passing Standard	Com-mend	Scale Score	Passing Standard	Com-mend	Scale Score	Passing Standard	Com-mend	Scale Score	Passing Standard	Com-mend	Passing Standard	Com-mend

English TAKS-Alt was not tested on the campus for this group in 2009.

English TAKS-Alternate Results % Passing, Spring 2008: Students with Disabilities

274 Grade	Reading / ELA			Mathematics			Writing			Science			Social Studies			All Tests Taken	
	Scale Score	Passing Standard	Com-mend	Scale Score	Passing Standard	Com-mend	Scale Score	Passing Standard	Com-mend	Scale Score	Passing Standard	Com-mend	Scale Score	Passing Standard	Com-mend	Passing Standard	Com-mend

English TAKS-Alt was not tested on the campus for this group in 2008.

English TAKS-Modified Results % Passing, Spring 2009: Students with Disabilities

274 Grade	Reading / ELA			Mathematics			Writing			Science			Social Studies			All Tests Taken	
	Scale Score	Passing Standard	Com-mend	Scale Score	Passing Standard	Com-mend	Scale Score	Passing Standard	Com-mend	Scale Score	Passing Standard	Com-mend	Scale Score	Passing Standard	Com-mend	Passing Standard	Com-mend
3	2212	83	0	2305	100	0											
4	2389	100	43	2602	100	86		NSE									
5	2331	88	38	2374	89	44				2136	67	11					
Total	---	90	29	---	96	42	---			---	67	11					

English TAKS-Modified Results % Passing, Spring 2008: Students with Disabilities

274 Grade	Reading / ELA			Mathematics			Writing			Science			Social Studies			All Tests Taken	
	Scale Score	Passing Standard	Com-mend	Scale Score	Passing Standard	Com-mend	Scale Score	Passing Standard	Com-mend	Scale Score	Passing Standard	Com-mend	Scale Score	Passing Standard	Com-mend	Passing Standard	Com-mend
3	2334	100	33	2393	100	29											
4	2157	80	0	2186	82	9											
5	2205	82	9	2199	73	18				2107	55	0					
Total	---	85	11	---	83	17				---	55	0					

NSE: No Standard Established

* Fewer than 5 students tested

For grades and subjects with multiple test administrations, the first administration results are used.

English TAKS Results % Passing, Spring 2009: Students with Disabilities																	
151 Grade	Reading / ELA			Mathematics			Writing			Science			Social Studies			All Tests Taken	
	Scale Score	Passing Standard	Com-mend	Scale Score	Passing Standard	Com-mend	Scale Score	Passing Standard	Com-mend	Scale Score	Passing Standard	Com-mend	Scale Score	Passing Standard	Com-mend	Passing Standard	Com-mend
3	*	*	*														
4	*	*	*	*	*	*	*	*	*							*	*
5	*	*	*	*	*	*				*	*	*					
Total	---	56	0	---	80	20	---	*	*	---	*	*				*	*

English TAKS Results % Passing, Spring 2008: Students with Disabilities																	
151 Grade	Reading / ELA			Mathematics			Writing			Science			Social Studies			All Tests Taken	
	Scale Score	Passing Standard	Com-mend	Scale Score	Passing Standard	Com-mend	Scale Score	Passing Standard	Com-mend	Scale Score	Passing Standard	Com-mend	Scale Score	Passing Standard	Com-mend	Passing Standard	Com-mend
3	2133	40	0	2140	67	33											
4	*	*	*	*	*	*	*	*	*							*	*
5	*	*	*	2044	33	17				*	*	*					
Total	---	67	8	---	50	19	---	*	*	---	*	*				*	*

Spanish TAKS Results % Passing, Spring 2009: Students with Disabilities														
151 Grade	Reading / ELA			Mathematics			Writing			Science			All Tests Taken	
	Scale Score	Passing Standard	Com-mend	Scale Score	Passing Standard	Com-mend	Scale Score	Passing Standard	Com-mend	Scale Score	Passing Standard	Com-mend	Passing Standard	Com-mend
3	*	*	*	*	*	*								
4														
5														
Total	---	*	*	---	*	*								

Spanish TAKS Results % Passing, Spring 2008: Students with Disabilities														
151 Grade	Reading / ELA			Mathematics			Writing			Science			All Tests Taken	
	Scale Score	Passing Standard	Com-mend	Scale Score	Passing Standard	Com-mend	Scale Score	Passing Standard	Com-mend	Scale Score	Passing Standard	Com-mend	Passing Standard	Com-mend
3	*	*	*	*	*	*								
4														
5														
Total	---	*	*	---	*	*								

* Fewer than 5 students tested

For grades and subjects with multiple test administrations, the first administration results are used.

English TAKS-Alternate Results % Passing, Spring 2009: Students with Disabilities																	
151 Grade	Reading / ELA			Mathematics			Writing			Science			Social Studies			All Tests Taken	
	Scale Score	Passing Standard	Com-mend	Scale Score	Passing Standard	Com-mend	Scale Score	Passing Standard	Com-mend	Scale Score	Passing Standard	Com-mend	Scale Score	Passing Standard	Com-mend	Passing Standard	Com-mend
3																	
4		*	*		*	*		*	*							*	0
5		*	*		*	*					*	*				*	0
Total		*	*		*	*		*	*		*	*				*	*

English TAKS-Alternate Results % Passing, Spring 2008: Students with Disabilities																	
151 Grade	Reading / ELA			Mathematics			Writing			Science			Social Studies			All Tests Taken	
	Scale Score	Passing Standard	Com-mend	Scale Score	Passing Standard	Com-mend	Scale Score	Passing Standard	Com-mend	Scale Score	Passing Standard	Com-mend	Scale Score	Passing Standard	Com-mend	Passing Standard	Com-mend
3																	
4		*	*		*	*		*	*							*	*
5		*	*		*	*					*	*				*	*
Total		*	*		*	*		*	*		*	*				*	*

English TAKS-Modified Results % Passing, Spring 2009: Students with Disabilities																	
151 Grade	Reading / ELA			Mathematics			Writing			Science			Social Studies			All Tests Taken	
	Scale Score	Passing Standard	Com-mend	Scale Score	Passing Standard	Com-mend	Scale Score	Passing Standard	Com-mend	Scale Score	Passing Standard	Com-mend	Scale Score	Passing Standard	Com-mend	Passing Standard	Com-mend
3	2230	83	0	2249	78	22											
4	*	*	*	2258	80	40		NSE									
5	2250	93	7	2292	75	31				2130	69	6					
Total	---	92	4	---	77	30	---			---	69	6					

English TAKS-Modified Results % Passing, Spring 2008: Students with Disabilities																	
151 Grade	Reading / ELA			Mathematics			Writing			Science			Social Studies			All Tests Taken	
	Scale Score	Passing Standard	Com-mend	Scale Score	Passing Standard	Com-mend	Scale Score	Passing Standard	Com-mend	Scale Score	Passing Standard	Com-mend	Scale Score	Passing Standard	Com-mend	Passing Standard	Com-mend
3	*	*	*	*	*	*											
4	2276	100	13	2176	86	0											
5	2123	58	0	2093	50	10				2018	31	8					
Total	---	71	5	---	67	6				---	31	8					

NSE: No Standard Established

* Fewer than 5 students tested

For grades and subjects with multiple test administrations, the first administration results are used.

English TAKS Results % Passing, Spring 2009: Students with Disabilities																	
295 Grade	Reading / ELA			Mathematics			Writing			Science			Social Studies			All Tests Taken	
	Scale Score	Passing Standard	Com-mend	Scale Score	Passing Standard	Com-mend	Scale Score	Passing Standard	Com-mend	Scale Score	Passing Standard	Com-mend	Scale Score	Passing Standard	Com-mend	Passing Standard	Com-mend
3																	
4																	
5	*	*	*	*	*	*				*	*	*					
Total	---	*	*	---	*	*				---	*	*					

English TAKS Results % Passing, Spring 2008: Students with Disabilities																	
295 Grade	Reading / ELA			Mathematics			Writing			Science			Social Studies			All Tests Taken	
	Scale Score	Passing Standard	Com-mend	Scale Score	Passing Standard	Com-mend	Scale Score	Passing Standard	Com-mend	Scale Score	Passing Standard	Com-mend	Scale Score	Passing Standard	Com-mend	Passing Standard	Com-mend
3	*	<div></div> *	*	*	<div></div> *	*		<div></div>			<div></div>			<div></div>		<div></div>	
4	*	<div></div> *	*	*	<div></div> *	*	*	<div></div> *	*		<div></div>			<div></div>		<div></div> *	*
5		<div></div>		*	<div></div> *	*		<div></div>		*	<div></div> *	*		<div></div>		<div></div>	
Total	---	<div></div> *	*	---	<div></div> 0	0	---	<div></div> *	*	---	<div></div> *	*		<div></div>		<div></div> *	*

Spanish TAKS Results % Passing, Spring 2009: Students with Disabilities														
295 Grade	Reading / ELA			Mathematics			Writing			Science			All Tests Taken	
	Scale Score	Passing Standard	Com-mend	Scale Score	Passing Standard	Com-mend	Scale Score	Passing Standard	Com-mend	Scale Score	Passing Standard	Com-mend	Passing Standard	Com-mend
3	*	*	*	*	*	*								
4				*	*	*							*	*
5														
Total	---	*	*	---	*	*							*	*

Spanish TAKS Results % Passing, Spring 2008: Students with Disabilities														
295 Grade	Reading / ELA			Mathematics			Writing			Science			All Tests Taken	
	Scale Score	Passing Standard	Com-mend	Scale Score	Passing Standard	Com-mend	Scale Score	Passing Standard	Com-mend	Scale Score	Passing Standard	Com-mend	Passing Standard	Com-mend
3	*	*	*	*	*	*								
4	*	*	*	*	*	*	*	*	*				*	*
5														
Total	---	*	*	---	*	*	---	*	*				*	*

* Fewer than 5 students tested

For grades and subjects with multiple test administrations, the first administration results are used.

English TAKS-Alternate Results % Passing, Spring 2009: Students with Disabilities																	
295 Grade	Reading / ELA			Mathematics			Writing			Science			Social Studies			All Tests Taken	
	Scale Score	Passing Standard	Com-mend	Scale Score	Passing Standard	Com-mend	Scale Score	Passing Standard	Com-mend	Scale Score	Passing Standard	Com-mend	Scale Score	Passing Standard	Com-mend	Passing Standard	Com-mend
3																	
4																	
5		*	*		*	*					*	*				*	0
Total		*	*		*	*					*	*				*	0

English TAKS-Alternate Results % Passing, Spring 2008: Students with Disabilities																	
295 Grade	Reading / ELA			Mathematics			Writing			Science			Social Studies			All Tests Taken	
	Scale Score	Passing Standard	Com-mend	Scale Score	Passing Standard	Com-mend	Scale Score	Passing Standard	Com-mend	Scale Score	Passing Standard	Com-mend	Scale Score	Passing Standard	Com-mend	Passing Standard	Com-mend
3																	
4		*	*		*	*		*	*							*	*
5		*	*		*	*					*	*				*	*
Total		*	*		*	*		*	*		*	*				*	*

English TAKS-Modified Results % Passing, Spring 2009: Students with Disabilities																	
295 Grade	Reading / ELA			Mathematics			Writing			Science			Social Studies			All Tests Taken	
	Scale Score	Passing Standard	Com-mend	Scale Score	Passing Standard	Com-mend	Scale Score	Passing Standard	Com-mend	Scale Score	Passing Standard	Com-mend	Scale Score	Passing Standard	Com-mend	Passing Standard	Com-mend
3	*	*	*	*	*	*											
4	2202	67	22	2178	75	13		NSE									
5	2290	80	20	2271	80	20				*	*	*					
Total	---	73	20	---	79	14	---			---	*	*					

English TAKS-Modified Results % Passing, Spring 2008: Students with Disabilities																	
295 Grade	Reading / ELA			Mathematics			Writing			Science			Social Studies			All Tests Taken	
	Scale Score	Passing Standard	Com-mend	Scale Score	Passing Standard	Com-mend	Scale Score	Passing Standard	Com-mend	Scale Score	Passing Standard	Com-mend	Scale Score	Passing Standard	Com-mend	Passing Standard	Com-mend
3	2268	100	33	2097	60	0											
4	*	*	*	*	*	*											
5	2199	63	25	2151	57	14				1887	14	0					
Total	---	75	25	---	57	7				---	14	0					

NSE: No Standard Established

* Fewer than 5 students tested

For grades and subjects with multiple test administrations, the first administration results are used.

English TAKS Results % Passing, Spring 2009: Students with Disabilities																	
111 Grade	Reading / ELA			Mathematics			Writing			Science			Social Studies			All Tests Taken	
	Scale Score	Passing Standard	Com-mend	Scale Score	Passing Standard	Com-mend	Scale Score	Passing Standard	Com-mend	Scale Score	Passing Standard	Com-mend	Scale Score	Passing Standard	Com-mend	Passing Standard	Com-mend
3	*		*	*		*											
4							*	*	*							*	*
5	*		*	*		*				*	*	*					
Total	---	*	*	---	80	40	---	*	*	---	*	*				*	*

English TAKS Results % Passing, Spring 2008: Students with Disabilities																	
111 Grade	Reading / ELA			Mathematics			Writing			Science			Social Studies			All Tests Taken	
	Scale Score	Passing Standard	Com-mend	Scale Score	Passing Standard	Com-mend	Scale Score	Passing Standard	Com-mend	Scale Score	Passing Standard	Com-mend	Scale Score	Passing Standard	Com-mend	Passing Standard	Com-mend
3	1932	17	0														
4	*	*	*	*	*	*	2130	43	0							29	0
5	1971	10	0	*	*	*				*	*	*					
Total	---	16	0	---	67	0	---	43	0	---	*	*				29	0

Spanish TAKS Results % Passing, Spring 2009: Students with Disabilities														
111 Grade	Reading / ELA			Mathematics			Writing			Science			All Tests Taken	
	Scale Score	Passing Standard	Com-mend	Scale Score	Passing Standard	Com-mend	Scale Score	Passing Standard	Com-mend	Scale Score	Passing Standard	Com-mend	Passing Standard	Com-mend
3	*		*	*		*								
4														
5														
Total	---	*	*	---	*	*								

Spanish TAKS Results % Passing, Spring 2008: Students with Disabilities														
111 Grade	Reading / ELA			Mathematics			Writing			Science			All Tests Taken	
	Scale Score	Passing Standard	Com-mend	Scale Score	Passing Standard	Com-mend	Scale Score	Passing Standard	Com-mend	Scale Score	Passing Standard	Com-mend	Passing Standard	Com-mend
3														
4	*	*	*	*	*	*	*	*	*				*	*
5														
Total	---	*	*	---	*	*	---	*	*				*	*

* Fewer than 5 students tested

For grades and subjects with multiple test administrations, the first administration results are used.

English TAKS-Alternate Results % Passing, Spring 2009: Students with Disabilities																	
111 Grade	Reading / ELA			Mathematics			Writing			Science			Social Studies			All Tests Taken	
	Scale Score	Passing Standard	Com-mend	Scale Score	Passing Standard	Com-mend	Scale Score	Passing Standard	Com-mend	Scale Score	Passing Standard	Com-mend	Scale Score	Passing Standard	Com-mend	Passing Standard	Com-mend
3																	
4		*			*	*		*	*							*	*
5																	
Total		*	*		*	*		*	*							*	*

English TAKS-Alternate Results % Passing, Spring 2008: Students with Disabilities																	
111 Grade	Reading / ELA			Mathematics			Writing			Science			Social Studies			All Tests Taken	
	Scale Score	Passing Standard	Com-mend	Scale Score	Passing Standard	Com-mend	Scale Score	Passing Standard	Com-mend	Scale Score	Passing Standard	Com-mend	Scale Score	Passing Standard	Com-mend	Passing Standard	Com-mend
3		*	*		*	*										*	*
4																	
5																	
Total		*	*		*	*										*	*

English TAKS-Modified Results % Passing, Spring 2009: Students with Disabilities																	
111 Grade	Reading / ELA			Mathematics			Writing			Science			Social Studies			All Tests Taken	
	Scale Score	Passing Standard	Com-mend	Scale Score	Passing Standard	Com-mend	Scale Score	Passing Standard	Com-mend	Scale Score	Passing Standard	Com-mend	Scale Score	Passing Standard	Com-mend	Passing Standard	Com-mend
3	2287	100	17	2222	67	11											
4	2149	60	0	2073	40	0		NSE									
5	2115	42	8	2148	67	17				1968	33	0					
Total	---	61	9	---	62	12	---			---	33	0					

English TAKS-Modified Results % Passing, Spring 2008: Students with Disabilities																	
111 Grade	Reading / ELA			Mathematics			Writing			Science			Social Studies			All Tests Taken	
	Scale Score	Passing Standard	Com-mend	Scale Score	Passing Standard	Com-mend	Scale Score	Passing Standard	Com-mend	Scale Score	Passing Standard	Com-mend	Scale Score	Passing Standard	Com-mend	Passing Standard	Com-mend
3	*	*	*	2115	60	0											
4	2151	67	0	2223	67	33											
5	2025	20	0	2140	46	8				1941	23	0					
Total	---	47	0	---	56	15				---	23	0					

NSE: No Standard Established

* Fewer than 5 students tested

For grades and subjects with multiple test administrations, the first administration results are used.

English TAKS Results % Passing, Spring 2009: Students with Disabilities																	
114 Grade	Reading / ELA			Mathematics			Writing			Science			Social Studies			All Tests Taken	
	Scale Score	Passing Standard	Com-mend	Scale Score	Passing Standard	Com-mend	Scale Score	Passing Standard	Com-mend	Scale Score	Passing Standard	Com-mend	Scale Score	Passing Standard	Com-mend	Passing Standard	Com-mend
3																	
4	*	*	*	*	*	*	*	*	*							*	*
5	*	*	*	*	*	*				1960	40	20					
Total	---	20	0	---	40	20	---	*	*	---	40	20				*	*

English TAKS Results % Passing, Spring 2008: Students with Disabilities																	
114 Grade	Reading / ELA			Mathematics			Writing			Science			Social Studies			All Tests Taken	
	Scale Score	Passing Standard	Com-mend	Scale Score	Passing Standard	Com-mend	Scale Score	Passing Standard	Com-mend	Scale Score	Passing Standard	Com-mend	Scale Score	Passing Standard	Com-mend	Passing Standard	Com-mend
3																	
4	*	*	*	*	*	*	*	*	*							*	*
5	*	*	*	*	*	*				1923	22	0					
Total	---	*	*	---	40	0	---	*	*	---	22	0				*	*

Spanish TAKS Results % Passing, Spring 2009: Students with Disabilities														
114 Grade	Reading / ELA			Mathematics			Writing			Science			All Tests Taken	
	Scale Score	Passing Standard	Com-mend	Scale Score	Passing Standard	Com-mend	Scale Score	Passing Standard	Com-mend	Scale Score	Passing Standard	Com-mend	Passing Standard	Com-mend
3	*	*	*	*	*	*								
4	*	*	*	*	*	*	*	*	*				*	*
5	*	*	*	*	*	*								
Total	---	20	0	---	*	*	---	*	*				*	*

Spanish TAKS Results % Passing, Spring 2008: Students with Disabilities														
114 Grade	Reading / ELA			Mathematics			Writing			Science			All Tests Taken	
	Scale Score	Passing Standard	Com-mend	Scale Score	Passing Standard	Com-mend	Scale Score	Passing Standard	Com-mend	Scale Score	Passing Standard	Com-mend	Passing Standard	Com-mend
3														
4	*	*	*	*	*	*	*	*	*				*	*
5														
Total	---	*	*	---	*	*	---	*	*				*	*

* Fewer than 5 students tested

For grades and subjects with multiple test administrations, the first administration results are used.

English TAKS-Alternate Results % Passing, Spring 2009: Students with Disabilities

114 Grade	Reading / ELA			Mathematics			Writing			Science			Social Studies			All Tests Taken	
	Scale Score	Passing Standard	Com-mend	Scale Score	Passing Standard	Com-mend	Scale Score	Passing Standard	Com-mend	Scale Score	Passing Standard	Com-mend	Scale Score	Passing Standard	Com-mend	Passing Standard	Com-mend

English TAKS-Alt was not tested on the campus for this group in 2009.

English TAKS-Alternate Results % Passing, Spring 2008: Students with Disabilities

114 Grade	Reading / ELA			Mathematics			Writing			Science			Social Studies			All Tests Taken	
	Scale Score	Passing Standard	Com-mend	Scale Score	Passing Standard	Com-mend	Scale Score	Passing Standard	Com-mend	Scale Score	Passing Standard	Com-mend	Scale Score	Passing Standard	Com-mend	Passing Standard	Com-mend

English TAKS-Alt was not tested on the campus for this group in 2008.

English TAKS-Modified Results % Passing, Spring 2009: Students with Disabilities

114 Grade	Reading / ELA			Mathematics			Writing			Science			Social Studies			All Tests Taken	
	Scale Score	Passing Standard	Com-mend	Scale Score	Passing Standard	Com-mend	Scale Score	Passing Standard	Com-mend	Scale Score	Passing Standard	Com-mend	Scale Score	Passing Standard	Com-mend	Passing Standard	Com-mend

3	*	*	*	*	*	*											
4	2161	44	11	2140	56	22		NSE									
5	2207	67	33	2136	57	0				1974	17	0					
Total	---	59	18	---	63	16	---			---	17	0					

English TAKS-Modified Results % Passing, Spring 2008: Students with Disabilities

114 Grade	Reading / ELA			Mathematics			Writing			Science			Social Studies			All Tests Taken	
	Scale Score	Passing Standard	Com-mend	Scale Score	Passing Standard	Com-mend	Scale Score	Passing Standard	Com-mend	Scale Score	Passing Standard	Com-mend	Scale Score	Passing Standard	Com-mend	Passing Standard	Com-mend

3	2182	58	17	2125	54	0											
4	2179	63	13	2205	57	14											
5	2165	71	14	2148	57	0											
Total	---	63	15	---	56	4											

NSE: No Standard Established

* Fewer than 5 students tested

For grades and subjects with multiple test administrations, the first administration results are used.

English TAKS Results % Passing, Spring 2009: Students with Disabilities																	
116 Grade	Reading / ELA			Mathematics			Writing			Science			Social Studies			All Tests Taken	
	Scale Score	Passing Standard	Com-mend	Scale Score	Passing Standard	Com-mend	Scale Score	Passing Standard	Com-mend	Scale Score	Passing Standard	Com-mend	Scale Score	Passing Standard	Com-mend	Passing Standard	Com-mend
3	*	*	*	*	*	*											
4	*	*	*	*	*	*	*	*	*							*	*
5	*	*	*	*	*	*				*	*	*					
Total	---	100	63	---	89	22	---	*	*	---	*	*				*	*

English TAKS Results % Passing, Spring 2008: Students with Disabilities																	
116 Grade	Reading / ELA			Mathematics			Writing			Science			Social Studies			All Tests Taken	
	Scale Score	Passing Standard	Com-mend	Scale Score	Passing Standard	Com-mend	Scale Score	Passing Standard	Com-mend	Scale Score	Passing Standard	Com-mend	Scale Score	Passing Standard	Com-mend	Passing Standard	Com-mend
3	*	*	*	*	*	*											
4	2248	80	40	2315	80	40	*	*	*							80	20
5	*	*	*	2122	60	0				2101	56	11					
Total	---	69	23	---	77	15	---	*	*	---	56	11				80	20

Spanish TAKS Results % Passing, Spring 2009: Students with Disabilities														
116 Grade	Reading / ELA			Mathematics			Writing			Science			All Tests Taken	
	Scale Score	Passing Standard	Com-mend	Scale Score	Passing Standard	Com-mend	Scale Score	Passing Standard	Com-mend	Scale Score	Passing Standard	Com-mend	Passing Standard	Com-mend
Neither Spanish TAKS nor TAKS-A was tested on the campus for this group in 2009.														

Spanish TAKS Results % Passing, Spring 2008: Students with Disabilities														
116 Grade	Reading / ELA			Mathematics			Writing			Science			All Tests Taken	
	Scale Score	Passing Standard	Com-mend	Scale Score	Passing Standard	Com-mend	Scale Score	Passing Standard	Com-mend	Scale Score	Passing Standard	Com-mend	Passing Standard	Com-mend
Neither Spanish TAKS nor TAKS-A was tested on the campus for this group in 2008.														

* Fewer than 5 students tested

For grades and subjects with multiple test administrations, the first administration results are used.

English TAKS-Alternate Results % Passing, Spring 2009: Students with Disabilities

116 Grade	Reading / ELA			Mathematics			Writing			Science			Social Studies			All Tests Taken	
	Scale Score	Passing Standard	Com-mend	Scale Score	Passing Standard	Com-mend	Scale Score	Passing Standard	Com-mend	Scale Score	Passing Standard	Com-mend	Scale Score	Passing Standard	Com-mend	Passing Standard	Com-mend

English TAKS-Alt was not tested on the campus for this group in 2009.

English TAKS-Alternate Results % Passing, Spring 2008: Students with Disabilities

116 Grade	Reading / ELA			Mathematics			Writing			Science			Social Studies			All Tests Taken	
	Scale Score	Passing Standard	Com-mend	Scale Score	Passing Standard	Com-mend	Scale Score	Passing Standard	Com-mend	Scale Score	Passing Standard	Com-mend	Scale Score	Passing Standard	Com-mend	Passing Standard	Com-mend

English TAKS-Alt was not tested on the campus for this group in 2008.

English TAKS-Modified Results % Passing, Spring 2009: Students with Disabilities

116 Grade	Reading / ELA			Mathematics			Writing			Science			Social Studies			All Tests Taken	
	Scale Score	Passing Standard	Com-mend	Scale Score	Passing Standard	Com-mend	Scale Score	Passing Standard	Com-mend	Scale Score	Passing Standard	Com-mend	Scale Score	Passing Standard	Com-mend	Passing Standard	Com-mend
3	*	*	*	*	*	*											
4	2256	86	14	2256	71	29	NSE										
5	*	*	*	*	*	*				*	*	*					
Total	---	92	8	---	75	17	---			---	*	*					

English TAKS-Modified Results % Passing, Spring 2008: Students with Disabilities

116 Grade	Reading / ELA			Mathematics			Writing			Science			Social Studies			All Tests Taken	
	Scale Score	Passing Standard	Com-mend	Scale Score	Passing Standard	Com-mend	Scale Score	Passing Standard	Com-mend	Scale Score	Passing Standard	Com-mend	Scale Score	Passing Standard	Com-mend	Passing Standard	Com-mend
3	*	*	*	2170	86	0											
4	*	*	*	*	*	*											
5	2307	100	40	*	*	*											
Total	---	100	17	---	86	7											

NSE: No Standard Established

* Fewer than 5 students tested

For grades and subjects with multiple test administrations, the first administration results are used.

English TAKS Results % Passing, Spring 2009: Students with Disabilities																	
143 Grade	Reading / ELA			Mathematics			Writing			Science			Social Studies			All Tests Taken	
	Scale Score	Passing Standard	Com-mend	Scale Score	Passing Standard	Com-mend	Scale Score	Passing Standard	Com-mend	Scale Score	Passing Standard	Com-mend	Scale Score	Passing Standard	Com-mend	Passing Standard	Com-mend
3																	
4	*	*	*													*	*
5	*	*	*	*	*	*				*	*	*					
Total	---	*	*	---	*	*				---	*	*				*	*

English TAKS Results % Passing, Spring 2008: Students with Disabilities																	
143 Grade	Reading / ELA			Mathematics			Writing			Science			Social Studies			All Tests Taken	
	Scale Score	Passing Standard	Com-mend	Scale Score	Passing Standard	Com-mend	Scale Score	Passing Standard	Com-mend	Scale Score	Passing Standard	Com-mend	Scale Score	Passing Standard	Com-mend	Passing Standard	Com-mend
3	*	*	*														
4	*	*	*	*	*	*	*	*	*							*	*
5	*	*	*	*	*	*				*	*	*					
Total	---	88	25	---	57	14	---	*	*	---	*	*				*	*

Spanish TAKS Results % Passing, Spring 2009: Students with Disabilities														
143 Grade	Reading / ELA			Mathematics			Writing			Science			All Tests Taken	
	Scale Score	Passing Standard	Com-mend	Scale Score	Passing Standard	Com-mend	Scale Score	Passing Standard	Com-mend	Scale Score	Passing Standard	Com-mend	Passing Standard	Com-mend
Neither Spanish TAKS nor TAKS-A was tested on the campus for this group in 2009.														

Spanish TAKS Results % Passing, Spring 2008: Students with Disabilities														
143 Grade	Reading / ELA			Mathematics			Writing			Science			All Tests Taken	
	Scale Score	Passing Standard	Com-mend	Scale Score	Passing Standard	Com-mend	Scale Score	Passing Standard	Com-mend	Scale Score	Passing Standard	Com-mend	Passing Standard	Com-mend
Neither Spanish TAKS nor TAKS-A was tested on the campus for this group in 2008.														

* Fewer than 5 students tested

For grades and subjects with multiple test administrations, the first administration results are used.

English TAKS-Alternate Results % Passing, Spring 2009: Students with Disabilities																	
143 Grade	Reading / ELA			Mathematics			Writing			Science			Social Studies			All Tests Taken	
	Scale Score	Passing Standard	Com-mend	Scale Score	Passing Standard	Com-mend	Scale Score	Passing Standard	Com-mend	Scale Score	Passing Standard	Com-mend	Scale Score	Passing Standard	Com-mend	Passing Standard	Com-mend
English TAKS-Alt was not tested on the campus for this group in 2009.																	

English TAKS-Alternate Results % Passing, Spring 2008: Students with Disabilities																	
143 Grade	Reading / ELA			Mathematics			Writing			Science			Social Studies			All Tests Taken	
	Scale Score	Passing Standard	Com-mend	Scale Score	Passing Standard	Com-mend	Scale Score	Passing Standard	Com-mend	Scale Score	Passing Standard	Com-mend	Scale Score	Passing Standard	Com-mend	Passing Standard	Com-mend
English TAKS-Alt was not tested on the campus for this group in 2008.																	

English TAKS-Modified Results % Passing, Spring 2009: Students with Disabilities																	
143 Grade	Reading / ELA			Mathematics			Writing			Science			Social Studies			All Tests Taken	
	Scale Score	Passing Standard	Com-mend	Scale Score	Passing Standard	Com-mend	Scale Score	Passing Standard	Com-mend	Scale Score	Passing Standard	Com-mend	Scale Score	Passing Standard	Com-mend	Passing Standard	Com-mend
3	*	*	*	*	*	*											
4	*	*	*	*	*	*		NSE									
5	*	*	*	*	*	*				*	*	*					
Total	---	75	0	---	67	11	---			---	*	*					

English TAKS-Modified Results % Passing, Spring 2008: Students with Disabilities																	
143 Grade	Reading / ELA			Mathematics			Writing			Science			Social Studies			All Tests Taken	
	Scale Score	Passing Standard	Com-mend	Scale Score	Passing Standard	Com-mend	Scale Score	Passing Standard	Com-mend	Scale Score	Passing Standard	Com-mend	Scale Score	Passing Standard	Com-mend	Passing Standard	Com-mend
3	*	*	*	*	*	*											
4	*	*	*	*	*	*											
5	2322	100	29	2231	86	14				2055	43	14					
Total	---	85	15	---	79	21				---	43	14					

NSE: No Standard Established

* Fewer than 5 students tested

For grades and subjects with multiple test administrations, the first administration results are used.

English TAKS Results % Passing, Spring 2009: Students with Disabilities																	
275 Grade	Reading / ELA			Mathematics			Writing			Science			Social Studies			All Tests Taken	
	Scale Score	Passing Standard	Com-mend	Scale Score	Passing Standard	Com-mend	Scale Score	Passing Standard	Com-mend	Scale Score	Passing Standard	Com-mend	Scale Score	Passing Standard	Com-mend	Passing Standard	Com-mend
3	*	*	*	*	*	*											
4	*	*	*	2311	100	20	2345	100	20							100	14
5	*	*	*	*	*	*				*	*	*					
Total	---	100	30	---	92	42	---	100	20	---	*	*				100	14

English TAKS Results % Passing, Spring 2008: Students with Disabilities																	
275 Grade	Reading / ELA			Mathematics			Writing			Science			Social Studies			All Tests Taken	
	Scale Score	Passing Standard	Com-mend	Scale Score	Passing Standard	Com-mend	Scale Score	Passing Standard	Com-mend	Scale Score	Passing Standard	Com-mend	Scale Score	Passing Standard	Com-mend	Passing Standard	Com-mend
3	*	*	*	*	*	*											
4	*	*	*	*	*	*	*	*	*							*	*
5	*	*	*	*	*	*				*	*	*					
Total	---	100	50	---	88	25	---	*	*	---	*	*				*	*

Spanish TAKS Results % Passing, Spring 2009: Students with Disabilities														
275 Grade	Reading / ELA			Mathematics			Writing			Science			All Tests Taken	
	Scale Score	Passing Standard	Com-mend	Scale Score	Passing Standard	Com-mend	Scale Score	Passing Standard	Com-mend	Scale Score	Passing Standard	Com-mend	Passing Standard	Com-mend
Neither Spanish TAKS nor TAKS-A was tested on the campus for this group in 2009.														

Spanish TAKS Results % Passing, Spring 2008: Students with Disabilities														
275 Grade	Reading / ELA			Mathematics			Writing			Science			All Tests Taken	
	Scale Score	Passing Standard	Com-mend	Scale Score	Passing Standard	Com-mend	Scale Score	Passing Standard	Com-mend	Scale Score	Passing Standard	Com-mend	Passing Standard	Com-mend
Neither Spanish TAKS nor TAKS-A was tested on the campus for this group in 2008.														

* Fewer than 5 students tested

For grades and subjects with multiple test administrations, the first administration results are used.

English TAKS-Alternate Results % Passing, Spring 2009: Students with Disabilities																	
275 Grade	Reading / ELA			Mathematics			Writing			Science			Social Studies			All Tests Taken	
	Scale Score	Passing Standard	Com-mend	Scale Score	Passing Standard	Com-mend	Scale Score	Passing Standard	Com-mend	Scale Score	Passing Standard	Com-mend	Scale Score	Passing Standard	Com-mend	Passing Standard	Com-mend
English TAKS-Alt was not tested on the campus for this group in 2009.																	

English TAKS-Alternate Results % Passing, Spring 2008: Students with Disabilities																	
275 Grade	Reading / ELA			Mathematics			Writing			Science			Social Studies			All Tests Taken	
	Scale Score	Passing Standard	Com-mend	Scale Score	Passing Standard	Com-mend	Scale Score	Passing Standard	Com-mend	Scale Score	Passing Standard	Com-mend	Scale Score	Passing Standard	Com-mend	Passing Standard	Com-mend
3		<div><div>*</div></div>	*		<div><div>*</div></div>	*		<div><div></div></div>			<div><div></div></div>			<div><div></div></div>		<div><div>*</div></div>	*
4		<div><div></div></div>			<div><div></div></div>			<div><div></div></div>			<div><div></div></div>			<div><div></div></div>		<div><div></div></div>	
5		<div><div></div></div>			<div><div></div></div>			<div><div></div></div>			<div><div></div></div>			<div><div></div></div>		<div><div></div></div>	
Total		<div><div>*</div></div>	*		<div><div>*</div></div>	*		<div><div></div></div>			<div><div></div></div>			<div><div></div></div>		<div><div>*</div></div>	*

English TAKS-Modified Results % Passing, Spring 2009: Students with Disabilities																	
275 Grade	Reading / ELA			Mathematics			Writing			Science			Social Studies			All Tests Taken	
	Scale Score	Passing Standard	Com-mend	Scale Score	Passing Standard	Com-mend	Scale Score	Passing Standard	Com-mend	Scale Score	Passing Standard	Com-mend	Scale Score	Passing Standard	Com-mend	Passing Standard	Com-mend
3	*	<div></div> *	*	*	<div></div> *	*		<div></div>			<div></div>			<div></div>		<div></div>	<div></div>
4	*	<div></div> *	*	*	<div></div> *	*		NSE			<div></div>			<div></div>		<div></div>	<div></div>
5		<div></div>			<div></div>			<div></div>			<div></div>			<div></div>		<div></div>	<div></div>
Total	---	<div></div> 100	60	---	<div></div> *	*	---	<div></div>			<div></div>			<div></div>		<div></div>	<div></div>

English TAKS-Modified Results % Passing, Spring 2008: Students with Disabilities																	
275 Grade	Reading / ELA			Mathematics			Writing			Science			Social Studies			All Tests Taken	
	Scale Score	Passing Standard	Com-mend	Scale Score	Passing Standard	Com-mend	Scale Score	Passing Standard	Com-mend	Scale Score	Passing Standard	Com-mend	Scale Score	Passing Standard	Com-mend	Passing Standard	Com-mend
3	*	*	*	*	*	*											
4	*	*	*	*	*	*											
5																	
Total	---	*	*	---	*	*											

NSE: No Standard Established

* Fewer than 5 students tested

For grades and subjects with multiple test administrations, the first administration results are used.

English TAKS Results % Passing, Spring 2009: Students with Disabilities																	
130 Grade	Reading / ELA			Mathematics			Writing			Science			Social Studies			All Tests Taken	
	Scale Score	Passing Standard	Com-mend	Scale Score	Passing Standard	Com-mend	Scale Score	Passing Standard	Com-mend	Scale Score	Passing Standard	Com-mend	Scale Score	Passing Standard	Com-mend	Passing Standard	Com-mend
3	*		*	*		*											
4	*		*	*		*	*		*							*	*
5	*		*							*		*					
Total	---	80	20	---	*	*	---	*	*	---	*	*				*	*

English TAKS Results % Passing, Spring 2008: Students with Disabilities																	
130 Grade	Reading / ELA			Mathematics			Writing			Science			Social Studies			All Tests Taken	
	Scale Score	Passing Standard	Com-mend	Scale Score	Passing Standard	Com-mend	Scale Score	Passing Standard	Com-mend	Scale Score	Passing Standard	Com-mend	Scale Score	Passing Standard	Com-mend	Passing Standard	Com-mend
3	*		*	*		*											
4	*		*	*		*	*		*							*	*
5	*		*							*		*					
Total	---	63	13	---	83	17	---	*	*	---	*	*				*	*

Spanish TAKS Results % Passing, Spring 2009: Students with Disabilities														
130 Grade	Reading / ELA			Mathematics			Writing			Science			All Tests Taken	
	Scale Score	Passing Standard	Com-mend	Scale Score	Passing Standard	Com-mend	Scale Score	Passing Standard	Com-mend	Scale Score	Passing Standard	Com-mend	Passing Standard	Com-mend
Neither Spanish TAKS nor TAKS-A was tested on the campus for this group in 2009.														

Spanish TAKS Results % Passing, Spring 2008: Students with Disabilities														
130 Grade	Reading / ELA			Mathematics			Writing			Science			All Tests Taken	
	Scale Score	Passing Standard	Com-mend	Scale Score	Passing Standard	Com-mend	Scale Score	Passing Standard	Com-mend	Scale Score	Passing Standard	Com-mend	Passing Standard	Com-mend
Neither Spanish TAKS nor TAKS-A was tested on the campus for this group in 2008.														

* Fewer than 5 students tested

For grades and subjects with multiple test administrations, the first administration results are used.

English TAKS-Alternate Results % Passing, Spring 2009: Students with Disabilities																	
Grade	Reading / ELA			Mathematics			Writing			Science			Social Studies			All Tests Taken	
	Scale Score	Passing Standard	Com-mend	Scale Score	Passing Standard	Com-mend	Scale Score	Passing Standard	Com-mend	Scale Score	Passing Standard	Com-mend	Scale Score	Passing Standard	Com-mend	Passing Standard	Com-mend
130																	
3		*	*		*	*										*	0
4																	
5																	
Total		*	*		*	*										*	0

English TAKS-Alternate Results % Passing, Spring 2008: Students with Disabilities																	
Grade	Reading / ELA			Mathematics			Writing			Science			Social Studies			All Tests Taken	
	Scale Score	Passing Standard	Com-mend	Scale Score	Passing Standard	Com-mend	Scale Score	Passing Standard	Com-mend	Scale Score	Passing Standard	Com-mend	Scale Score	Passing Standard	Com-mend	Passing Standard	Com-mend
130																	
3																	
4		*	*		*	*		*	*							*	*
5																	
Total		*	*		*	*		*	*							*	*

English TAKS-Modified Results % Passing, Spring 2009: Students with Disabilities																	
Grade	Reading / ELA			Mathematics			Writing			Science			Social Studies			All Tests Taken	
	Scale Score	Passing Standard	Com-mend	Scale Score	Passing Standard	Com-mend	Scale Score	Passing Standard	Com-mend	Scale Score	Passing Standard	Com-mend	Scale Score	Passing Standard	Com-mend	Passing Standard	Com-mend
130																	
3	*	*	*	*	*	*											
4	*	*	*	*	*	*		NSE									
5	*	*	*	*	*	*				*	*	*					
Total	---	86	29	---	100	71	---			---	*	*					

English TAKS-Modified Results % Passing, Spring 2008: Students with Disabilities																	
Grade	Reading / ELA			Mathematics			Writing			Science			Social Studies			All Tests Taken	
	Scale Score	Passing Standard	Com-mend	Scale Score	Passing Standard	Com-mend	Scale Score	Passing Standard	Com-mend	Scale Score	Passing Standard	Com-mend	Scale Score	Passing Standard	Com-mend	Passing Standard	Com-mend
130																	
3				*	*	*											
4	*	*	*	*	*	*											
5	*	*	*	2246	80	20				*	*	*					
Total	---	100	33	---	78	33				---	*	*					

NSE: No Standard Established

* Fewer than 5 students tested

For grades and subjects with multiple test administrations, the first administration results are used.

English TAKS Results % Passing, Spring 2009: Students with Disabilities																	
136 Grade	Reading / ELA			Mathematics			Writing			Science			Social Studies			All Tests Taken	
	Scale Score	Passing Standard	Com-mend	Scale Score	Passing Standard	Com-mend	Scale Score	Passing Standard	Com-mend	Scale Score	Passing Standard	Com-mend	Scale Score	Passing Standard	Com-mend	Passing Standard	Com-mend
3	*	*	*	*	*	*											
4	*	*	*	*	*	*	*	*	*							*	*
5	2020	40	0	2039	33	17				2118	33	17					
Total	---	63	0	---	45	9	---	*	*	---	33	17				*	*

English TAKS Results % Passing, Spring 2008: Students with Disabilities																	
136 Grade	Reading / ELA			Mathematics			Writing			Science			Social Studies			All Tests Taken	
	Scale Score	Passing Standard	Com-mend	Scale Score	Passing Standard	Com-mend	Scale Score	Passing Standard	Com-mend	Scale Score	Passing Standard	Com-mend	Scale Score	Passing Standard	Com-mend	Passing Standard	Com-mend
3																	
4	2171	71	18	2272	88	38	2292	88	38							59	6
5	2027	33	0	2109	50	0				2010	29	0					
Total	---	61	13	---	77	27	---	88	38	---	29	0				59	6

Spanish TAKS Results % Passing, Spring 2009: Students with Disabilities														
136 Grade	Reading / ELA			Mathematics			Writing			Science			All Tests Taken	
	Scale Score	Passing Standard	Com-mend	Scale Score	Passing Standard	Com-mend	Scale Score	Passing Standard	Com-mend	Scale Score	Passing Standard	Com-mend	Passing Standard	Com-mend
3	*	*	*	*	*	*								
4	*	*	*	*	*	*	*	*	*				*	*
5														
Total	---	40	0	---	40	40	---	*	*				*	*

Spanish TAKS Results % Passing, Spring 2008: Students with Disabilities														
136 Grade	Reading / ELA			Mathematics			Writing			Science			All Tests Taken	
	Scale Score	Passing Standard	Com-mend	Scale Score	Passing Standard	Com-mend	Scale Score	Passing Standard	Com-mend	Scale Score	Passing Standard	Com-mend	Passing Standard	Com-mend
3	*	*	*	*	*	*								
4	*	*	*	*	*	*	*	*	*				*	*
5														
Total	---	71	14	---	86	43	---	*	*				*	*

* Fewer than 5 students tested

For grades and subjects with multiple test administrations, the first administration results are used.

English TAKS-Alternate Results % Passing, Spring 2009: Students with Disabilities																	
136 Grade	Reading / ELA			Mathematics			Writing			Science			Social Studies			All Tests Taken	
	Scale Score	Passing Standard	Com-mend	Scale Score	Passing Standard	Com-mend	Scale Score	Passing Standard	Com-mend	Scale Score	Passing Standard	Com-mend	Scale Score	Passing Standard	Com-mend	Passing Standard	Com-mend
3		*	*		*	*										*	*
4		*	*		*	*		*	*							*	0
5																	
Total		100	20		100	60		*	*							100	20

English TAKS-Alternate Results % Passing, Spring 2008: Students with Disabilities																	
136 Grade	Reading / ELA			Mathematics			Writing			Science			Social Studies			All Tests Taken	
	Scale Score	Passing Standard	Com-mend	Scale Score	Passing Standard	Com-mend	Scale Score	Passing Standard	Com-mend	Scale Score	Passing Standard	Com-mend	Scale Score	Passing Standard	Com-mend	Passing Standard	Com-mend
3		*	*		*	*										*	*
4		*	*		*	*		*	*							*	*
5		*	*		*	*					*	*				*	*
Total		67	50		50	17		*	*		*	*				50	17

English TAKS-Modified Results % Passing, Spring 2009: Students with Disabilities																	
136 Grade	Reading / ELA			Mathematics			Writing			Science			Social Studies			All Tests Taken	
	Scale Score	Passing Standard	Com-mend	Scale Score	Passing Standard	Com-mend	Scale Score	Passing Standard	Com-mend	Scale Score	Passing Standard	Com-mend	Scale Score	Passing Standard	Com-mend	Passing Standard	Com-mend
3	*	*	*	*	*	*											
4	*	*	*	*	*	*		NSE									
5	*	*	*	*	*	*				*	*	*					
Total	---	86	0	---	40	0	---			---	*	*					

English TAKS-Modified Results % Passing, Spring 2008: Students with Disabilities																	
136 Grade	Reading / ELA			Mathematics			Writing			Science			Social Studies			All Tests Taken	
	Scale Score	Passing Standard	Com-mend	Scale Score	Passing Standard	Com-mend	Scale Score	Passing Standard	Com-mend	Scale Score	Passing Standard	Com-mend	Scale Score	Passing Standard	Com-mend	Passing Standard	Com-mend
3	*	*	*	*	*	*											
4	*	*	*	*	*	*											
5	*	*	*	*	*	*				*	*	*					
Total	---	83	33	---	67	17				---	*	*					

NSE: No Standard Established

* Fewer than 5 students tested

For grades and subjects with multiple test administrations, the first administration results are used.

English TAKS Results % Passing, Spring 2009: Students with Disabilities																	
396 Grade	Reading / ELA			Mathematics			Writing			Science			Social Studies			All Tests Taken	
	Scale Score	Passing Standard	Com-mend	Scale Score	Passing Standard	Com-mend	Scale Score	Passing Standard	Com-mend	Scale Score	Passing Standard	Com-mend	Scale Score	Passing Standard	Com-mend	Passing Standard	Com-mend
3	*		*	*		*											
4				*		*										*	*
5	*		*	*		*				*		*					
Total	---		*	---	60	20				---		*				*	*

English TAKS Results % Passing, Spring 2008: Students with Disabilities																	
396 Grade	Reading / ELA			Mathematics			Writing			Science			Social Studies			All Tests Taken	
	Scale Score	Passing Standard	Com-mend	Scale Score	Passing Standard	Com-mend	Scale Score	Passing Standard	Com-mend	Scale Score	Passing Standard	Com-mend	Scale Score	Passing Standard	Com-mend	Passing Standard	Com-mend
3																	
4	*		*	*		*	*		*							*	*
5	*		*	*		*				*		*					
Total	---		*	---		*	---		*	---		*				*	*

Spanish TAKS Results % Passing, Spring 2009: Students with Disabilities														
396 Grade	Reading / ELA			Mathematics			Writing			Science			All Tests Taken	
	Scale Score	Passing Standard	Com-mend	Scale Score	Passing Standard	Com-mend	Scale Score	Passing Standard	Com-mend	Scale Score	Passing Standard	Com-mend	Passing Standard	Com-mend
Neither Spanish TAKS nor TAKS-A was tested on the campus for this group in 2009.														

Spanish TAKS Results % Passing, Spring 2008: Students with Disabilities														
396 Grade	Reading / ELA			Mathematics			Writing			Science			All Tests Taken	
	Scale Score	Passing Standard	Com-mend	Scale Score	Passing Standard	Com-mend	Scale Score	Passing Standard	Com-mend	Scale Score	Passing Standard	Com-mend	Passing Standard	Com-mend
Neither Spanish TAKS nor TAKS-A was tested on the campus for this group in 2008.														

* Fewer than 5 students tested

For grades and subjects with multiple test administrations, the first administration results are used.

English TAKS-Alternate Results % Passing, Spring 2009: Students with Disabilities

396 Grade	Reading / ELA			Mathematics			Writing			Science			Social Studies			All Tests Taken	
	Scale Score	Passing Standard	Com-mend	Scale Score	Passing Standard	Com-mend	Scale Score	Passing Standard	Com-mend	Scale Score	Passing Standard	Com-mend	Scale Score	Passing Standard	Com-mend	Passing Standard	Com-mend

English TAKS-Alt was not tested on the campus for this group in 2009.

English TAKS-Alternate Results % Passing, Spring 2008: Students with Disabilities

396 Grade	Reading / ELA			Mathematics			Writing			Science			Social Studies			All Tests Taken	
	Scale Score	Passing Standard	Com-mend	Scale Score	Passing Standard	Com-mend	Scale Score	Passing Standard	Com-mend	Scale Score	Passing Standard	Com-mend	Scale Score	Passing Standard	Com-mend	Passing Standard	Com-mend

English TAKS-Alt was not tested on the campus for this group in 2008.

English TAKS-Modified Results % Passing, Spring 2009: Students with Disabilities

396 Grade	Reading / ELA			Mathematics			Writing			Science			Social Studies			All Tests Taken	
	Scale Score	Passing Standard	Com-mend	Scale Score	Passing Standard	Com-mend	Scale Score	Passing Standard	Com-mend	Scale Score	Passing Standard	Com-mend	Scale Score	Passing Standard	Com-mend	Passing Standard	Com-mend
3	*	*	*	2244	80	20											
4	2195	80	0	*	*	*		NSE									
5	2287	88	25	2450	100	50				2194	86	14					
Total	---	88	24	---	94	41	---			---	86	14					

English TAKS-Modified Results % Passing, Spring 2008: Students with Disabilities

396 Grade	Reading / ELA			Mathematics			Writing			Science			Social Studies			All Tests Taken	
	Scale Score	Passing Standard	Com-mend	Scale Score	Passing Standard	Com-mend	Scale Score	Passing Standard	Com-mend	Scale Score	Passing Standard	Com-mend	Scale Score	Passing Standard	Com-mend	Passing Standard	Com-mend
3	*	*	*	*	*	*											
4	2287	88	25	2264	88	0											
5	*	*	*	*	*	*				*	*	*					
Total	---	93	14	---	85	8				---	*	*					

NSE: No Standard Established

* Fewer than 5 students tested

For grades and subjects with multiple test administrations, the first administration results are used.

English TAKS Results % Passing, Spring 2009: Students with Disabilities																	
148 Grade	Reading / ELA			Mathematics			Writing			Science			Social Studies			All Tests Taken	
	Scale Score	Passing Standard	Com-mend	Scale Score	Passing Standard	Com-mend	Scale Score	Passing Standard	Com-mend	Scale Score	Passing Standard	Com-mend	Scale Score	Passing Standard	Com-mend	Passing Standard	Com-mend
3																	
4	*	*	*	*	*	*	2186	60	0							67	0
5				*	*	*											
Total	---	*	*	---	*	*	---	60	0							67	0

English TAKS Results % Passing, Spring 2008: Students with Disabilities																	
148 Grade	Reading / ELA			Mathematics			Writing			Science			Social Studies			All Tests Taken	
	Scale Score	Passing Standard	Com-mend	Scale Score	Passing Standard	Com-mend	Scale Score	Passing Standard	Com-mend	Scale Score	Passing Standard	Com-mend	Scale Score	Passing Standard	Com-mend	Passing Standard	Com-mend
3	*	*	*	*	*	*											
4	*	*	*	*	*	*	*	*	*							*	*
5	*	*	*	2004	50	0				*	*	*					
Total	---	*	*	---	56	0	---	*	*	---	*	*				*	*

Spanish TAKS Results % Passing, Spring 2009: Students with Disabilities														
148 Grade	Reading / ELA			Mathematics			Writing			Science			All Tests Taken	
	Scale Score	Passing Standard	Com-mend	Scale Score	Passing Standard	Com-mend	Scale Score	Passing Standard	Com-mend	Scale Score	Passing Standard	Com-mend	Passing Standard	Com-mend
Neither Spanish TAKS nor TAKS-A was tested on the campus for this group in 2009.														

Spanish TAKS Results % Passing, Spring 2008: Students with Disabilities														
148 Grade	Reading / ELA			Mathematics			Writing			Science			All Tests Taken	
	Scale Score	Passing Standard	Com-mend	Scale Score	Passing Standard	Com-mend	Scale Score	Passing Standard	Com-mend	Scale Score	Passing Standard	Com-mend	Passing Standard	Com-mend
Neither Spanish TAKS nor TAKS-A was tested on the campus for this group in 2008.														

* Fewer than 5 students tested

For grades and subjects with multiple test administrations, the first administration results are used.

English TAKS-Alternate Results % Passing, Spring 2009: Students with Disabilities																	
148 Grade	Reading / ELA			Mathematics			Writing			Science			Social Studies			All Tests Taken	
	Scale Score	Passing Standard	Com-mend	Scale Score	Passing Standard	Com-mend	Scale Score	Passing Standard	Com-mend	Scale Score	Passing Standard	Com-mend	Scale Score	Passing Standard	Com-mend	Passing Standard	Com-mend
3		*	*		*	*										*	0
4																	
5																	
Total		*	*		*	*										*	0

English TAKS-Alternate Results % Passing, Spring 2008: Students with Disabilities																	
148 Grade	Reading / ELA			Mathematics			Writing			Science			Social Studies			All Tests Taken	
	Scale Score	Passing Standard	Com-mend	Scale Score	Passing Standard	Com-mend	Scale Score	Passing Standard	Com-mend	Scale Score	Passing Standard	Com-mend	Scale Score	Passing Standard	Com-mend	Passing Standard	Com-mend
English TAKS-Alt was not tested on the campus for this group in 2008.																	

English TAKS-Modified Results % Passing, Spring 2009: Students with Disabilities																	
148 Grade	Reading / ELA			Mathematics			Writing			Science			Social Studies			All Tests Taken	
	Scale Score	Passing Standard	Com-mend	Scale Score	Passing Standard	Com-mend	Scale Score	Passing Standard	Com-mend	Scale Score	Passing Standard	Com-mend	Scale Score	Passing Standard	Com-mend	Passing Standard	Com-mend
3	*	*	*	*	*	*											
4	2245	75	25	2321	100	38		NSE									
5	*	*	*	*	*	*				*	*	*					
Total	---	67	13	---	79	21	---			---	*	*					

English TAKS-Modified Results % Passing, Spring 2008: Students with Disabilities																	
148 Grade	Reading / ELA			Mathematics			Writing			Science			Social Studies			All Tests Taken	
	Scale Score	Passing Standard	Com-mend	Scale Score	Passing Standard	Com-mend	Scale Score	Passing Standard	Com-mend	Scale Score	Passing Standard	Com-mend	Scale Score	Passing Standard	Com-mend	Passing Standard	Com-mend
3	*	*	*	*	*	*											
4	*	*	*	*	*	*											
5	2193	69	6	2114	45	0				1941	13	0					
Total	---	71	10	---	53	0				---	13	0					

NSE: No Standard Established

* Fewer than 5 students tested

For grades and subjects with multiple test administrations, the first administration results are used.

English TAKS Results % Passing, Spring 2009: Students with Disabilities																	
149 Grade	Reading / ELA			Mathematics			Writing			Science			Social Studies			All Tests Taken	
	Scale Score	Passing Standard	Com-mend	Scale Score	Passing Standard	Com-mend	Scale Score	Passing Standard	Com-mend	Scale Score	Passing Standard	Com-mend	Scale Score	Passing Standard	Com-mend	Passing Standard	Com-mend
3	*		*	*		*											
4	*		*	*		*	*		*							*	*
5	*		*	*		*				*		*					
Total	---	60	20	---	100	17	---	*	*	---	*	*				*	*

English TAKS Results % Passing, Spring 2008: Students with Disabilities																	
149 Grade	Reading / ELA			Mathematics			Writing			Science			Social Studies			All Tests Taken	
	Scale Score	Passing Standard	Com-mend	Scale Score	Passing Standard	Com-mend	Scale Score	Passing Standard	Com-mend	Scale Score	Passing Standard	Com-mend	Scale Score	Passing Standard	Com-mend	Passing Standard	Com-mend
3	*		*	*		*											
4	*		*	*		*	*		*							*	*
5	*		*	*		*				*		*					
Total	---	60	20	---	70	0	---	*	*	---	*	*				*	*

Spanish TAKS Results % Passing, Spring 2009: Students with Disabilities														
149 Grade	Reading / ELA			Mathematics			Writing			Science			All Tests Taken	
	Scale Score	Passing Standard	Com-mend	Scale Score	Passing Standard	Com-mend	Scale Score	Passing Standard	Com-mend	Scale Score	Passing Standard	Com-mend	Passing Standard	Com-mend
3	*		*	*		*								
4														
5														
Total	---	*	*	---	*	*								

Spanish TAKS Results % Passing, Spring 2008: Students with Disabilities														
149 Grade	Reading / ELA			Mathematics			Writing			Science			All Tests Taken	
	Scale Score	Passing Standard	Com-mend	Scale Score	Passing Standard	Com-mend	Scale Score	Passing Standard	Com-mend	Scale Score	Passing Standard	Com-mend	Passing Standard	Com-mend
3	*		*	*		*								
4	*		*	2236	80	20	*		*				60	0
5														
Total	---	60	0	---	67	17	---	*	*				60	0

* Fewer than 5 students tested

For grades and subjects with multiple test administrations, the first administration results are used.

English TAKS-Alternate Results % Passing, Spring 2009: Students with Disabilities

149 Grade	Reading / ELA			Mathematics			Writing			Science			Social Studies			All Tests Taken	
	Scale Score	Passing Standard	Com-mend	Scale Score	Passing Standard	Com-mend	Scale Score	Passing Standard	Com-mend	Scale Score	Passing Standard	Com-mend	Scale Score	Passing Standard	Com-mend	Passing Standard	Com-mend

English TAKS-Alt was not tested on the campus for this group in 2009.

English TAKS-Alternate Results % Passing, Spring 2008: Students with Disabilities

149 Grade	Reading / ELA			Mathematics			Writing			Science			Social Studies			All Tests Taken	
	Scale Score	Passing Standard	Com-mend	Scale Score	Passing Standard	Com-mend	Scale Score	Passing Standard	Com-mend	Scale Score	Passing Standard	Com-mend	Scale Score	Passing Standard	Com-mend	Passing Standard	Com-mend

English TAKS-Alt was not tested on the campus for this group in 2008.

English TAKS-Modified Results % Passing, Spring 2009: Students with Disabilities

149 Grade	Reading / ELA			Mathematics			Writing			Science			Social Studies			All Tests Taken	
	Scale Score	Passing Standard	Com-mend	Scale Score	Passing Standard	Com-mend	Scale Score	Passing Standard	Com-mend	Scale Score	Passing Standard	Com-mend	Scale Score	Passing Standard	Com-mend	Passing Standard	Com-mend
3	*		*	*		*											
4	*		*	*		*		NSE									
5	2253	100	0	*		*				2133	80	0					
Total	---	100	18	---	100	33	---			---	80	0					

English TAKS-Modified Results % Passing, Spring 2008: Students with Disabilities

149 Grade	Reading / ELA			Mathematics			Writing			Science			Social Studies			All Tests Taken	
	Scale Score	Passing Standard	Com-mend	Scale Score	Passing Standard	Com-mend	Scale Score	Passing Standard	Com-mend	Scale Score	Passing Standard	Com-mend	Scale Score	Passing Standard	Com-mend	Passing Standard	Com-mend
3																	
4	*		*	*		*											
5	*		*	*		*				*		*					
Total	---		*	---		*				---		*					

NSE: No Standard Established

* Fewer than 5 students tested

For grades and subjects with multiple test administrations, the first administration results are used.

English TAKS Results % Passing, Spring 2009: Students with Disabilities																	
271 Grade	Reading / ELA			Mathematics			Writing			Science			Social Studies			All Tests Taken	
	Scale Score	Passing Standard	Com-mend	Scale Score	Passing Standard	Com-mend	Scale Score	Passing Standard	Com-mend	Scale Score	Passing Standard	Com-mend	Scale Score	Passing Standard	Com-mend	Passing Standard	Com-mend
3	*	*	*	*	*	*											
4	*	*	*	*	*	*	*	*	*							*	*
5	*	*	*	*	*	*				*	*	*					
Total	---	100	20	---	100	57	---	*	*	---	*	*				*	*

English TAKS Results % Passing, Spring 2008: Students with Disabilities																	
271 Grade	Reading / ELA			Mathematics			Writing			Science			Social Studies			All Tests Taken	
	Scale Score	Passing Standard	Com-mend	Scale Score	Passing Standard	Com-mend	Scale Score	Passing Standard	Com-mend	Scale Score	Passing Standard	Com-mend	Scale Score	Passing Standard	Com-mend	Passing Standard	Com-mend
3	*	*	*	2079	40	20											
4	*	*	*	*	*	*	*	*	*							*	*
5	*	*	*	*	*	*				*	*	*					
Total	---	57	0	---	45	9	---	*	*	---	*	*				*	*

Spanish TAKS Results % Passing, Spring 2009: Students with Disabilities														
271 Grade	Reading / ELA			Mathematics			Writing			Science			All Tests Taken	
	Scale Score	Passing Standard	Com-mend	Scale Score	Passing Standard	Com-mend	Scale Score	Passing Standard	Com-mend	Scale Score	Passing Standard	Com-mend	Passing Standard	Com-mend
Neither Spanish TAKS nor TAKS-A was tested on the campus for this group in 2009.														

Spanish TAKS Results % Passing, Spring 2008: Students with Disabilities														
271 Grade	Reading / ELA			Mathematics			Writing			Science			All Tests Taken	
	Scale Score	Passing Standard	Com-mend	Scale Score	Passing Standard	Com-mend	Scale Score	Passing Standard	Com-mend	Scale Score	Passing Standard	Com-mend	Passing Standard	Com-mend
Neither Spanish TAKS nor TAKS-A was tested on the campus for this group in 2008.														

* Fewer than 5 students tested

For grades and subjects with multiple test administrations, the first administration results are used.

English TAKS-Alternate Results % Passing, Spring 2009: Students with Disabilities																	
271 Grade	Reading / ELA			Mathematics			Writing			Science			Social Studies			All Tests Taken	
	Scale Score	Passing Standard	Com-mend	Scale Score	Passing Standard	Com-mend	Scale Score	Passing Standard	Com-mend	Scale Score	Passing Standard	Com-mend	Scale Score	Passing Standard	Com-mend	Passing Standard	Com-mend
3		*	*		*	*										*	0
4		*	*		*	*		*	*							*	*
5		100	0		100	0					83	0				83	0
Total		100	0		100	0		*	*		83	0				89	0

English TAKS-Alternate Results % Passing, Spring 2008: Students with Disabilities																	
271 Grade	Reading / ELA			Mathematics			Writing			Science			Social Studies			All Tests Taken	
	Scale Score	Passing Standard	Com-mend	Scale Score	Passing Standard	Com-mend	Scale Score	Passing Standard	Com-mend	Scale Score	Passing Standard	Com-mend	Scale Score	Passing Standard	Com-mend	Passing Standard	Com-mend
3		*	*		*	*										*	*
4		*	*		*	*		*	*							*	*
5		*	*		*	*					*	*				*	*
Total		83	0		67	0		*	*		*	*				67	0

English TAKS-Modified Results % Passing, Spring 2009: Students with Disabilities																	
271 Grade	Reading / ELA			Mathematics			Writing			Science			Social Studies			All Tests Taken	
	Scale Score	Passing Standard	Com-mend	Scale Score	Passing Standard	Com-mend	Scale Score	Passing Standard	Com-mend	Scale Score	Passing Standard	Com-mend	Scale Score	Passing Standard	Com-mend	Passing Standard	Com-mend
3	2518	100	50	2356	100	43											
4	2287	93	21	2208	86	0		NSE									
5	2189	60	20	2155	43	14				2156	60	40					
Total	---	89	30	---	79	14	---			---	60	40					

English TAKS-Modified Results % Passing, Spring 2008: Students with Disabilities																	
271 Grade	Reading / ELA			Mathematics			Writing			Science			Social Studies			All Tests Taken	
	Scale Score	Passing Standard	Com-mend	Scale Score	Passing Standard	Com-mend	Scale Score	Passing Standard	Com-mend	Scale Score	Passing Standard	Com-mend	Scale Score	Passing Standard	Com-mend	Passing Standard	Com-mend
3	2179	75	8	2136	64	0											
4	2128	40	0	2071	27	0											
5	2108	55	0	2094	50	0				1824	8	8					
Total	---	58	3	---	47	0				---	8	8					

NSE: No Standard Established

* Fewer than 5 students tested

For grades and subjects with multiple test administrations, the first administration results are used.

English TAKS Results % Passing, Spring 2009: Students with Disabilities																	
160 Grade	Reading / ELA			Mathematics			Writing			Science			Social Studies			All Tests Taken	
	Scale Score	Passing Standard	Com-mend	Scale Score	Passing Standard	Com-mend	Scale Score	Passing Standard	Com-mend	Scale Score	Passing Standard	Com-mend	Scale Score	Passing Standard	Com-mend	Passing Standard	Com-mend
3																	
4	*	*	*	*	*	*	*	*	*							*	*
5	*	*	*	*	*	*				*	*	*					
Total	---	*	*	---	80	0	---	*	*	---	*	*				*	*

English TAKS Results % Passing, Spring 2008: Students with Disabilities																	
160 Grade	Reading / ELA			Mathematics			Writing			Science			Social Studies			All Tests Taken	
	Scale Score	Passing Standard	Com-mend	Scale Score	Passing Standard	Com-mend	Scale Score	Passing Standard	Com-mend	Scale Score	Passing Standard	Com-mend	Scale Score	Passing Standard	Com-mend	Passing Standard	Com-mend
3				*	*	*											
4	*	*	*	*	*	*	*	*	*							*	*
5				*	*	*				*	*	*					
Total	---	*	*	---	*	*	---	*	*	---	*	*				*	*

Spanish TAKS Results % Passing, Spring 2009: Students with Disabilities															
160 Grade	Reading / ELA			Mathematics			Writing			Science			All Tests Taken		
	Scale Score	Passing Standard	Com-mend	Scale Score	Passing Standard	Com-mend	Scale Score	Passing Standard	Com-mend	Scale Score	Passing Standard	Com-mend	Passing Standard	Com-mend	
3	*	<div><div>*</div></div>	*	*	<div><div>*</div></div>	*		<div><div></div></div>				<div><div></div></div>		<div><div></div></div>	
4	*	<div><div>*</div></div>	*	*	<div><div>*</div></div>	*	*	<div><div>*</div></div>	*			<div><div></div></div>		<div><div>*</div></div>	
5		<div><div></div></div>			<div><div></div></div>			<div><div></div></div>				<div><div></div></div>		<div><div></div></div>	
Total	---	<div><div>17</div></div>	0	---	<div><div>50</div></div>	0	---	<div><div>*</div></div>	*			<div><div></div></div>		<div><div>*</div></div>	

Spanish TAKS Results % Passing, Spring 2008: Students with Disabilities															
160 Grade	Reading / ELA			Mathematics			Writing			Science			All Tests Taken		
	Scale Score	Passing Standard	Com-mend	Scale Score	Passing Standard	Com-mend	Scale Score	Passing Standard	Com-mend	Scale Score	Passing Standard	Com-mend	Passing Standard	Com-mend	
3	*	<div><div>*</div></div>	*	*	<div><div>*</div></div>	*		<div><div></div></div>				<div><div></div></div>		<div><div></div></div>	
4		<div><div></div></div>			<div><div></div></div>			<div><div></div></div>				<div><div></div></div>		<div><div></div></div>	
5		<div><div></div></div>			<div><div></div></div>			<div><div></div></div>				<div><div></div></div>		<div><div></div></div>	
Total	---	<div><div>*</div></div>	*	---	<div><div>*</div></div>	*		<div><div></div></div>				<div><div></div></div>		<div><div></div></div>	

* Fewer than 5 students tested

For grades and subjects with multiple test administrations, the first administration results are used.

English TAKS-Alternate Results % Passing, Spring 2009: Students with Disabilities

160 Grade	Reading / ELA			Mathematics			Writing			Science			Social Studies			All Tests Taken	
	Scale Score	Passing Standard	Com-mend	Scale Score	Passing Standard	Com-mend	Scale Score	Passing Standard	Com-mend	Scale Score	Passing Standard	Com-mend	Scale Score	Passing Standard	Com-mend	Passing Standard	Com-mend

English TAKS-Alt was not tested on the campus for this group in 2009.

English TAKS-Alternate Results % Passing, Spring 2008: Students with Disabilities

160 Grade	Reading / ELA			Mathematics			Writing			Science			Social Studies			All Tests Taken	
	Scale Score	Passing Standard	Com-mend	Scale Score	Passing Standard	Com-mend	Scale Score	Passing Standard	Com-mend	Scale Score	Passing Standard	Com-mend	Scale Score	Passing Standard	Com-mend	Passing Standard	Com-mend

English TAKS-Alt was not tested on the campus for this group in 2008.

English TAKS-Modified Results % Passing, Spring 2009: Students with Disabilities

160 Grade	Reading / ELA			Mathematics			Writing			Science			Social Studies			All Tests Taken	
	Scale Score	Passing Standard	Com-mend	Scale Score	Passing Standard	Com-mend	Scale Score	Passing Standard	Com-mend	Scale Score	Passing Standard	Com-mend	Scale Score	Passing Standard	Com-mend	Passing Standard	Com-mend
3	*		*	*		*											
4	*		*	*		*		NSE									
5	*		*	*		*				*		*					
Total	---	86	14	---	86	0	---			---		*					

English TAKS-Modified Results % Passing, Spring 2008: Students with Disabilities

160 Grade	Reading / ELA			Mathematics			Writing			Science			Social Studies			All Tests Taken	
	Scale Score	Passing Standard	Com-mend	Scale Score	Passing Standard	Com-mend	Scale Score	Passing Standard	Com-mend	Scale Score	Passing Standard	Com-mend	Scale Score	Passing Standard	Com-mend	Passing Standard	Com-mend
3	*		*	*		*											
4	2159	83	0	2053	40	0											
5	*		*	*		*				*		*					
Total	---	86	0	---	55	18				---		*					

NSE: No Standard Established

* Fewer than 5 students tested

For grades and subjects with multiple test administrations, the first administration results are used.

English TAKS Results % Passing, Spring 2009: Students with Disabilities																	
369 Grade	Reading / ELA			Mathematics			Writing			Science			Social Studies			All Tests Taken	
	Scale Score	Passing Standard	Com-mend	Scale Score	Passing Standard	Com-mend	Scale Score	Passing Standard	Com-mend	Scale Score	Passing Standard	Com-mend	Scale Score	Passing Standard	Com-mend	Passing Standard	Com-mend
3	*		*	*		*											
4	*		*	*		*	*		*							*	*
5	*		*	*		*				*		*					
Total	---	50	13	---	44	11	---	*	*	---	*	*				*	*

English TAKS Results % Passing, Spring 2008: Students with Disabilities																	
369 Grade	Reading / ELA			Mathematics			Writing			Science			Social Studies			All Tests Taken	
	Scale Score	Passing Standard	Com-mend	Scale Score	Passing Standard	Com-mend	Scale Score	Passing Standard	Com-mend	Scale Score	Passing Standard	Com-mend	Scale Score	Passing Standard	Com-mend	Passing Standard	Com-mend
3	*		*	*		*											
4	*		*	1967	20	0	*		*							0	0
5	*		*	*		*				*		*					
Total	---	67	0	---	40	10	---	*	*	---	*	*				0	0

Spanish TAKS Results % Passing, Spring 2009: Students with Disabilities														
369 Grade	Reading / ELA			Mathematics			Writing			Science			All Tests Taken	
	Scale Score	Passing Standard	Com-mend	Scale Score	Passing Standard	Com-mend	Scale Score	Passing Standard	Com-mend	Scale Score	Passing Standard	Com-mend	Passing Standard	Com-mend
Neither Spanish TAKS nor TAKS-A was tested on the campus for this group in 2009.														

Spanish TAKS Results % Passing, Spring 2008: Students with Disabilities														
369 Grade	Reading / ELA			Mathematics			Writing			Science			All Tests Taken	
	Scale Score	Passing Standard	Com-mend	Scale Score	Passing Standard	Com-mend	Scale Score	Passing Standard	Com-mend	Scale Score	Passing Standard	Com-mend	Passing Standard	Com-mend
3	*		*	*		*								
4														
5														
Total	---	*	*	---	*	*								

* Fewer than 5 students tested

For grades and subjects with multiple test administrations, the first administration results are used.

English TAKS-Alternate Results % Passing, Spring 2009: Students with Disabilities

369 Grade	Reading / ELA			Mathematics			Writing			Science			Social Studies			All Tests Taken	
	Scale Score	Passing Standard	Com-mend	Scale Score	Passing Standard	Com-mend	Scale Score	Passing Standard	Com-mend	Scale Score	Passing Standard	Com-mend	Scale Score	Passing Standard	Com-mend	Passing Standard	Com-mend
3																	
4		*	*		*	*		*	*							*	*
5		*	*		*	*					*	*				*	0
Total		*	*		*	*		*	*		*	*				*	*

English TAKS-Alternate Results % Passing, Spring 2008: Students with Disabilities

369 Grade	Reading / ELA			Mathematics			Writing			Science			Social Studies			All Tests Taken	
	Scale Score	Passing Standard	Com-mend	Scale Score	Passing Standard	Com-mend	Scale Score	Passing Standard	Com-mend	Scale Score	Passing Standard	Com-mend	Scale Score	Passing Standard	Com-mend	Passing Standard	Com-mend
3		*	*		*	*										*	*
4																	
5		*	*		*	*					*	*				*	*
Total		0	0		*	*					*	*				0	0

English TAKS-Modified Results % Passing, Spring 2009: Students with Disabilities

369 Grade	Reading / ELA			Mathematics			Writing			Science			Social Studies			All Tests Taken	
	Scale Score	Passing Standard	Com-mend	Scale Score	Passing Standard	Com-mend	Scale Score	Passing Standard	Com-mend	Scale Score	Passing Standard	Com-mend	Scale Score	Passing Standard	Com-mend	Passing Standard	Com-mend
3	*	*	*	*	*	*											
4	2028	0	0	2206	71	0		NSE									
5	2291	92	25	2193	56	22				1985	25	13					
Total	---	64	18	---	68	11	---			---	25	13					

English TAKS-Modified Results % Passing, Spring 2008: Students with Disabilities

369 Grade	Reading / ELA			Mathematics			Writing			Science			Social Studies			All Tests Taken	
	Scale Score	Passing Standard	Com-mend	Scale Score	Passing Standard	Com-mend	Scale Score	Passing Standard	Com-mend	Scale Score	Passing Standard	Com-mend	Scale Score	Passing Standard	Com-mend	Passing Standard	Com-mend
3	*	*	*	*	*	*											
4	2282	100	29	2169	80	0											
5	2288	100	33	2121	71	0				2088	44	11					
Total	---	100	26	---	73	0				---	44	11					

NSE: No Standard Established

* Fewer than 5 students tested

For grades and subjects with multiple test administrations, the first administration results are used.

English TAKS Results % Passing, Spring 2009: Students with Disabilities																	
173 Grade	Reading / ELA			Mathematics			Writing			Science			Social Studies			All Tests Taken	
	Scale Score	Passing Standard	Com-mend	Scale Score	Passing Standard	Com-mend	Scale Score	Passing Standard	Com-mend	Scale Score	Passing Standard	Com-mend	Scale Score	Passing Standard	Com-mend	Passing Standard	Com-mend
3	*	*	*	*	*	*											
4	*	*	*	*	*	*	*	*	*							40	20
5	2321	89	44	2240	80	20				2255	64	36					
Total	---	77	38	---	76	18	---	*	*	---	64	36				40	20

English TAKS Results % Passing, Spring 2008: Students with Disabilities																	
173 Grade	Reading / ELA			Mathematics			Writing			Science			Social Studies			All Tests Taken	
	Scale Score	Passing Standard	Com-mend	Scale Score	Passing Standard	Com-mend	Scale Score	Passing Standard	Com-mend	Scale Score	Passing Standard	Com-mend	Scale Score	Passing Standard	Com-mend	Passing Standard	Com-mend
3	2222	100	20	2110	33	17											
4	2256	75	38	2302	92	33	2389	75	50							85	8
5	2209	73	36	2380	92	67				2365	77	62					
Total	---	79	33	---	80	43	---	75	50	---	77	62				85	8

Spanish TAKS Results % Passing, Spring 2009: Students with Disabilities														
173 Grade	Reading / ELA			Mathematics			Writing			Science			All Tests Taken	
	Scale Score	Passing Standard	Com-mend	Scale Score	Passing Standard	Com-mend	Scale Score	Passing Standard	Com-mend	Scale Score	Passing Standard	Com-mend	Passing Standard	Com-mend
3	*	*	*	*	*	*								
4														
5														
Total	---	*	*	---	*	*								

Spanish TAKS Results % Passing, Spring 2008: Students with Disabilities														
173 Grade	Reading / ELA			Mathematics			Writing			Science			All Tests Taken	
	Scale Score	Passing Standard	Com-mend	Scale Score	Passing Standard	Com-mend	Scale Score	Passing Standard	Com-mend	Scale Score	Passing Standard	Com-mend	Passing Standard	Com-mend
3	*	*	*	*	*	*								
4														
5														
Total	---	*	*	---	*	*								

* Fewer than 5 students tested

For grades and subjects with multiple test administrations, the first administration results are used.

English TAKS-Alternate Results % Passing, Spring 2009: Students with Disabilities

173 Grade	Reading / ELA			Mathematics			Writing			Science			Social Studies			All Tests Taken	
	Scale Score	Passing Standard	Com-mend	Scale Score	Passing Standard	Com-mend	Scale Score	Passing Standard	Com-mend	Scale Score	Passing Standard	Com-mend	Scale Score	Passing Standard	Com-mend	Passing Standard	Com-mend

English TAKS-Alt was not tested on the campus for this group in 2009.

English TAKS-Alternate Results % Passing, Spring 2008: Students with Disabilities

173 Grade	Reading / ELA			Mathematics			Writing			Science			Social Studies			All Tests Taken	
	Scale Score	Passing Standard	Com-mend	Scale Score	Passing Standard	Com-mend	Scale Score	Passing Standard	Com-mend	Scale Score	Passing Standard	Com-mend	Scale Score	Passing Standard	Com-mend	Passing Standard	Com-mend

English TAKS-Alt was not tested on the campus for this group in 2008.

English TAKS-Modified Results % Passing, Spring 2009: Students with Disabilities

173 Grade	Reading / ELA			Mathematics			Writing			Science			Social Studies			All Tests Taken	
	Scale Score	Passing Standard	Com-mend	Scale Score	Passing Standard	Com-mend	Scale Score	Passing Standard	Com-mend	Scale Score	Passing Standard	Com-mend	Scale Score	Passing Standard	Com-mend	Passing Standard	Com-mend
3	2145	71	0	2196	60	20											
4	*	*	*	*	*	*		NSE									
5	2154	44	11	2115	38	13				1931	0	0					
Total	---	65	10	---	56	13	---			---	0	0					

English TAKS-Modified Results % Passing, Spring 2008: Students with Disabilities

173 Grade	Reading / ELA			Mathematics			Writing			Science			Social Studies			All Tests Taken	
	Scale Score	Passing Standard	Com-mend	Scale Score	Passing Standard	Com-mend	Scale Score	Passing Standard	Com-mend	Scale Score	Passing Standard	Com-mend	Scale Score	Passing Standard	Com-mend	Passing Standard	Com-mend
3	*	*	*	*	*	*											
4	2281	73	27	2171	57	14											
5	2238	71	14	2314	83	17				2172	83	17					
Total	---	76	24	---	71	14				---	83	17					

NSE: No Standard Established

* Fewer than 5 students tested

For grades and subjects with multiple test administrations, the first administration results are used.

English TAKS Results % Passing, Spring 2009: Students with Disabilities																	
178 Grade	Reading / ELA			Mathematics			Writing			Science			Social Studies			All Tests Taken	
	Scale Score	Passing Standard	Com-mend	Scale Score	Passing Standard	Com-mend	Scale Score	Passing Standard	Com-mend	Scale Score	Passing Standard	Com-mend	Scale Score	Passing Standard	Com-mend	Passing Standard	Com-mend
3	2347	80	60	*	*	*											
4	*	*	*	2316	80	60	*	*	*							60	0
5	*	*	*	*	*	*				*	*	*					
Total	---	91	64	---	85	46	---	*	*	---	*	*				60	0

English TAKS Results % Passing, Spring 2008: Students with Disabilities																	
178 Grade	Reading / ELA			Mathematics			Writing			Science			Social Studies			All Tests Taken	
	Scale Score	Passing Standard	Com-mend	Scale Score	Passing Standard	Com-mend	Scale Score	Passing Standard	Com-mend	Scale Score	Passing Standard	Com-mend	Scale Score	Passing Standard	Com-mend	Passing Standard	Com-mend
3	*	*	*	2371	100	33											
4	2314	100	40	*	*	*	*	*	*							60	20
5	*	*	*	*	*	*				2351	80	60					
Total	---	100	42	---	85	23	---	*	*	---	80	60				60	20

Spanish TAKS Results % Passing, Spring 2009: Students with Disabilities														
178 Grade	Reading / ELA			Mathematics			Writing			Science			All Tests Taken	
	Scale Score	Passing Standard	Com-mend	Scale Score	Passing Standard	Com-mend	Scale Score	Passing Standard	Com-mend	Scale Score	Passing Standard	Com-mend	Passing Standard	Com-mend
Neither Spanish TAKS nor TAKS-A was tested on the campus for this group in 2009.														

Spanish TAKS Results % Passing, Spring 2008: Students with Disabilities														
178 Grade	Reading / ELA			Mathematics			Writing			Science			All Tests Taken	
	Scale Score	Passing Standard	Com-mend	Scale Score	Passing Standard	Com-mend	Scale Score	Passing Standard	Com-mend	Scale Score	Passing Standard	Com-mend	Passing Standard	Com-mend
Neither Spanish TAKS nor TAKS-A was tested on the campus for this group in 2008.														

* Fewer than 5 students tested

For grades and subjects with multiple test administrations, the first administration results are used.

English TAKS-Alternate Results % Passing, Spring 2009: Students with Disabilities

178 Grade	Reading / ELA			Mathematics			Writing			Science			Social Studies			All Tests Taken	
	Scale Score	Passing Standard	Com-mend	Scale Score	Passing Standard	Com-mend	Scale Score	Passing Standard	Com-mend	Scale Score	Passing Standard	Com-mend	Scale Score	Passing Standard	Com-mend	Passing Standard	Com-mend

English TAKS-Alt was not tested on the campus for this group in 2009.

English TAKS-Alternate Results % Passing, Spring 2008: Students with Disabilities

178 Grade	Reading / ELA			Mathematics			Writing			Science			Social Studies			All Tests Taken	
	Scale Score	Passing Standard	Com-mend	Scale Score	Passing Standard	Com-mend	Scale Score	Passing Standard	Com-mend	Scale Score	Passing Standard	Com-mend	Scale Score	Passing Standard	Com-mend	Passing Standard	Com-mend

English TAKS-Alt was not tested on the campus for this group in 2008.

English TAKS-Modified Results % Passing, Spring 2009: Students with Disabilities

178 Grade	Reading / ELA			Mathematics			Writing			Science			Social Studies			All Tests Taken	
	Scale Score	Passing Standard	Com-mend	Scale Score	Passing Standard	Com-mend	Scale Score	Passing Standard	Com-mend	Scale Score	Passing Standard	Com-mend	Scale Score	Passing Standard	Com-mend	Passing Standard	Com-mend
3	*		*	*		*											
4	*		*	*			NSE										
5	*		*	*		*				2322	80	60					
Total	---	100	17	---	83	0	---			---	80	60					

English TAKS-Modified Results % Passing, Spring 2008: Students with Disabilities

178 Grade	Reading / ELA			Mathematics			Writing			Science			Social Studies			All Tests Taken	
	Scale Score	Passing Standard	Com-mend	Scale Score	Passing Standard	Com-mend	Scale Score	Passing Standard	Com-mend	Scale Score	Passing Standard	Com-mend	Scale Score	Passing Standard	Com-mend	Passing Standard	Com-mend
3	*		*	*													
4	*		*	*	2260	100	20										
5	2394	100	50	2294	80	40				2159	80	0					
Total	---	91	36	---	90	30				---	80	0					

NSE: No Standard Established

* Fewer than 5 students tested

For grades and subjects with multiple test administrations, the first administration results are used.

English TAKS Results % Passing, Spring 2009: Students with Disabilities																	
189 Grade	Reading / ELA			Mathematics			Writing			Science			Social Studies			All Tests Taken	
	Scale Score	Passing Standard	Com-mend	Scale Score	Passing Standard	Com-mend	Scale Score	Passing Standard	Com-mend	Scale Score	Passing Standard	Com-mend	Scale Score	Passing Standard	Com-mend	Passing Standard	Com-mend
3	*		*	2372	80	40											
4	*		*	*		*	*		*							100	60
5	*		*	*		*				*		*					
Total	---	100	78	---	90	60	---	*	*	---	*	*				100	60

English TAKS Results % Passing, Spring 2008: Students with Disabilities																	
189 Grade	Reading / ELA			Mathematics			Writing			Science			Social Studies			All Tests Taken	
	Scale Score	Passing Standard	Com-mend	Scale Score	Passing Standard	Com-mend	Scale Score	Passing Standard	Com-mend	Scale Score	Passing Standard	Com-mend	Scale Score	Passing Standard	Com-mend	Passing Standard	Com-mend
3	*		*	*		*											
4	*		*	*		*	*		*							*	*
5	*		*	*		*				*		*					
Total	---	71	43	---	100	67	---	*	*	---	*	*				*	*

Spanish TAKS Results % Passing, Spring 2009: Students with Disabilities														
189 Grade	Reading / ELA			Mathematics			Writing			Science			All Tests Taken	
	Scale Score	Passing Standard	Com-mend	Scale Score	Passing Standard	Com-mend	Scale Score	Passing Standard	Com-mend	Scale Score	Passing Standard	Com-mend	Passing Standard	Com-mend
Neither Spanish TAKS nor TAKS-A was tested on the campus for this group in 2009.														

Spanish TAKS Results % Passing, Spring 2008: Students with Disabilities														
189 Grade	Reading / ELA			Mathematics			Writing			Science			All Tests Taken	
	Scale Score	Passing Standard	Com-mend	Scale Score	Passing Standard	Com-mend	Scale Score	Passing Standard	Com-mend	Scale Score	Passing Standard	Com-mend	Passing Standard	Com-mend
Neither Spanish TAKS nor TAKS-A was tested on the campus for this group in 2008.														

* Fewer than 5 students tested

For grades and subjects with multiple test administrations, the first administration results are used.

English TAKS-Alternate Results % Passing, Spring 2009: Students with Disabilities																	
189 Grade	Reading / ELA			Mathematics			Writing			Science			Social Studies			All Tests Taken	
	Scale Score	Passing Standard	Com-mend	Scale Score	Passing Standard	Com-mend	Scale Score	Passing Standard	Com-mend	Scale Score	Passing Standard	Com-mend	Scale Score	Passing Standard	Com-mend	Passing Standard	Com-mend
3		*	*		*	*										*	*
4		*	*		*	*		*	*							*	0
5		*	*		*	*					*	*				*	0
Total		80	0		60	0		*	*		*	*				40	0

English TAKS-Alternate Results % Passing, Spring 2008: Students with Disabilities																	
189 Grade	Reading / ELA			Mathematics			Writing			Science			Social Studies			All Tests Taken	
	Scale Score	Passing Standard	Com-mend	Scale Score	Passing Standard	Com-mend	Scale Score	Passing Standard	Com-mend	Scale Score	Passing Standard	Com-mend	Scale Score	Passing Standard	Com-mend	Passing Standard	Com-mend
3		*	*		*	*										*	*
4		*	*		*	*		*	*							*	*
5																	
Total		*	*		*	*		*	*							*	*

English TAKS-Modified Results % Passing, Spring 2009: Students with Disabilities																	
189 Grade	Reading / ELA			Mathematics			Writing			Science			Social Studies			All Tests Taken	
	Scale Score	Passing Standard	Com-mend	Scale Score	Passing Standard	Com-mend	Scale Score	Passing Standard	Com-mend	Scale Score	Passing Standard	Com-mend	Scale Score	Passing Standard	Com-mend	Passing Standard	Com-mend
3	*	*	*	*	*	*											
4	2436	100	40	*	*	*		NSE									
5	*	*	*	*	*	*				*	*	*					
Total	---	100	60	---	100	50	---			---	*	*					

English TAKS-Modified Results % Passing, Spring 2008: Students with Disabilities																	
189 Grade	Reading / ELA			Mathematics			Writing			Science			Social Studies			All Tests Taken	
	Scale Score	Passing Standard	Com-mend	Scale Score	Passing Standard	Com-mend	Scale Score	Passing Standard	Com-mend	Scale Score	Passing Standard	Com-mend	Scale Score	Passing Standard	Com-mend	Passing Standard	Com-mend
3	*	*	*	*	*	*											
4	*	*	*	*	*	*											
5	*	*	*	*	*	*											
Total	---	100	60	---	100	33											

NSE: No Standard Established

* Fewer than 5 students tested

For grades and subjects with multiple test administrations, the first administration results are used.

English TAKS Results % Passing, Spring 2009: Students with Disabilities																	
196 Grade	Reading / ELA			Mathematics			Writing			Science			Social Studies			All Tests Taken	
	Scale Score	Passing Standard	Com-mend	Scale Score	Passing Standard	Com-mend	Scale Score	Passing Standard	Com-mend	Scale Score	Passing Standard	Com-mend	Scale Score	Passing Standard	Com-mend	Passing Standard	Com-mend
3	*		*	*		*											
4	*		*	*		*	*		*							*	*
5	*		*	*		*				*		*					
Total	---	83	17	---	83	50	---	*	*	---	*	*				*	*

English TAKS Results % Passing, Spring 2008: Students with Disabilities																	
196 Grade	Reading / ELA			Mathematics			Writing			Science			Social Studies			All Tests Taken	
	Scale Score	Passing Standard	Com-mend	Scale Score	Passing Standard	Com-mend	Scale Score	Passing Standard	Com-mend	Scale Score	Passing Standard	Com-mend	Scale Score	Passing Standard	Com-mend	Passing Standard	Com-mend
3	*		*	*		*											
4	*		*	*		*	*		*							*	*
5	*		*	*		*				*		*					
Total	---	60	20	---	*	*	---	*	*	---	*	*				*	*

Spanish TAKS Results % Passing, Spring 2009: Students with Disabilities														
196 Grade	Reading / ELA			Mathematics			Writing			Science			All Tests Taken	
	Scale Score	Passing Standard	Com-mend	Scale Score	Passing Standard	Com-mend	Scale Score	Passing Standard	Com-mend	Scale Score	Passing Standard	Com-mend	Passing Standard	Com-mend
Neither Spanish TAKS nor TAKS-A was tested on the campus for this group in 2009.														

Spanish TAKS Results % Passing, Spring 2008: Students with Disabilities														
196 Grade	Reading / ELA			Mathematics			Writing			Science			All Tests Taken	
	Scale Score	Passing Standard	Com-mend	Scale Score	Passing Standard	Com-mend	Scale Score	Passing Standard	Com-mend	Scale Score	Passing Standard	Com-mend	Passing Standard	Com-mend
Neither Spanish TAKS nor TAKS-A was tested on the campus for this group in 2008.														

* Fewer than 5 students tested

For grades and subjects with multiple test administrations, the first administration results are used.

English TAKS-Alternate Results % Passing, Spring 2009: Students with Disabilities

196 Grade	Reading / ELA			Mathematics			Writing			Science			Social Studies			All Tests Taken	
	Scale Score	Passing Standard	Com-mend	Scale Score	Passing Standard	Com-mend	Scale Score	Passing Standard	Com-mend	Scale Score	Passing Standard	Com-mend	Scale Score	Passing Standard	Com-mend	Passing Standard	Com-mend
3																	
4		*	*		*	*		*	*							*	*
5		*	*		*	*					*	*				*	0
Total		*	*		*	*		*	*		*	*				*	*

English TAKS-Alternate Results % Passing, Spring 2008: Students with Disabilities

196 Grade	Reading / ELA			Mathematics			Writing			Science			Social Studies			All Tests Taken	
	Scale Score	Passing Standard	Com-mend	Scale Score	Passing Standard	Com-mend	Scale Score	Passing Standard	Com-mend	Scale Score	Passing Standard	Com-mend	Scale Score	Passing Standard	Com-mend	Passing Standard	Com-mend
3		*	*		*	*										*	*
4																	
5																	
Total		*	*		*	*										*	*

English TAKS-Modified Results % Passing, Spring 2009: Students with Disabilities

196 Grade	Reading / ELA			Mathematics			Writing			Science			Social Studies			All Tests Taken	
	Scale Score	Passing Standard	Com-mend	Scale Score	Passing Standard	Com-mend	Scale Score	Passing Standard	Com-mend	Scale Score	Passing Standard	Com-mend	Scale Score	Passing Standard	Com-mend	Passing Standard	Com-mend
3																	
4	2284	100	25	2283	100	0		NSE									
5	2250	82	27	2347	100	55				2113	80	10					
Total	---	89	26	---	100	30	---			---	80	10					

English TAKS-Modified Results % Passing, Spring 2008: Students with Disabilities

196 Grade	Reading / ELA			Mathematics			Writing			Science			Social Studies			All Tests Taken	
	Scale Score	Passing Standard	Com-mend	Scale Score	Passing Standard	Com-mend	Scale Score	Passing Standard	Com-mend	Scale Score	Passing Standard	Com-mend	Scale Score	Passing Standard	Com-mend	Passing Standard	Com-mend
3	2348	100	38	2265	100	9											
4	2284	90	30	2321	82	36											
5	*	*	*	*	*	*				*	*	*					
Total	---	95	35	---	92	21				---	*	*					

NSE: No Standard Established

* Fewer than 5 students tested

For grades and subjects with multiple test administrations, the first administration results are used.

English TAKS Results % Passing, Spring 2009: Students with Disabilities																	
199 Grade	Reading / ELA			Mathematics			Writing			Science			Social Studies			All Tests Taken	
	Scale Score	Passing Standard	Com-mend	Scale Score	Passing Standard	Com-mend	Scale Score	Passing Standard	Com-mend	Scale Score	Passing Standard	Com-mend	Scale Score	Passing Standard	Com-mend	Passing Standard	Com-mend
3	*	*	*	*	*	*											
4	2241	80	30	2296	70	30	2415	100	30							50	10
5	2300	83	33	*	*	*				*	*	*					
Total	---	85	35	---	72	22	---	100	30	---	*	*				50	10

English TAKS Results % Passing, Spring 2008: Students with Disabilities																	
199 Grade	Reading / ELA			Mathematics			Writing			Science			Social Studies			All Tests Taken	
	Scale Score	Passing Standard	Com-mend	Scale Score	Passing Standard	Com-mend	Scale Score	Passing Standard	Com-mend	Scale Score	Passing Standard	Com-mend	Scale Score	Passing Standard	Com-mend	Passing Standard	Com-mend
3	2238	70	30	2279	100	38											
4	2173	100	0	2243	83	17	2381	100	38							80	10
5	*	*	*	*	*	*				*	*	*					
Total	---	83	13	---	89	28	---	100	38	---	*	*				80	10

Spanish TAKS Results % Passing, Spring 2009: Students with Disabilities														
199 Grade	Reading / ELA			Mathematics			Writing			Science			All Tests Taken	
	Scale Score	Passing Standard	Com-mend	Scale Score	Passing Standard	Com-mend	Scale Score	Passing Standard	Com-mend	Scale Score	Passing Standard	Com-mend	Passing Standard	Com-mend
Neither Spanish TAKS nor TAKS-A was tested on the campus for this group in 2009.														

Spanish TAKS Results % Passing, Spring 2008: Students with Disabilities														
199 Grade	Reading / ELA			Mathematics			Writing			Science			All Tests Taken	
	Scale Score	Passing Standard	Com-mend	Scale Score	Passing Standard	Com-mend	Scale Score	Passing Standard	Com-mend	Scale Score	Passing Standard	Com-mend	Passing Standard	Com-mend
Neither Spanish TAKS nor TAKS-A was tested on the campus for this group in 2008.														

* Fewer than 5 students tested

For grades and subjects with multiple test administrations, the first administration results are used.

English TAKS-Alternate Results % Passing, Spring 2009: Students with Disabilities

199 Grade	Reading / ELA			Mathematics			Writing			Science			Social Studies			All Tests Taken	
	Scale Score	Passing Standard	Com-mend	Scale Score	Passing Standard	Com-mend	Scale Score	Passing Standard	Com-mend	Scale Score	Passing Standard	Com-mend	Scale Score	Passing Standard	Com-mend	Passing Standard	Com-mend

English TAKS-Alt was not tested on the campus for this group in 2009.

English TAKS-Alternate Results % Passing, Spring 2008: Students with Disabilities

199 Grade	Reading / ELA			Mathematics			Writing			Science			Social Studies			All Tests Taken	
	Scale Score	Passing Standard	Com-mend	Scale Score	Passing Standard	Com-mend	Scale Score	Passing Standard	Com-mend	Scale Score	Passing Standard	Com-mend	Scale Score	Passing Standard	Com-mend	Passing Standard	Com-mend

English TAKS-Alt was not tested on the campus for this group in 2008.

English TAKS-Modified Results % Passing, Spring 2009: Students with Disabilities

199 Grade	Reading / ELA			Mathematics			Writing			Science			Social Studies			All Tests Taken	
	Scale Score	Passing Standard	Com-mend	Scale Score	Passing Standard	Com-mend	Scale Score	Passing Standard	Com-mend	Scale Score	Passing Standard	Com-mend	Scale Score	Passing Standard	Com-mend	Passing Standard	Com-mend
3	*		*	*		*											
4	*		*	*		*		NSE									
5				*		*				*		*					
Total	---		*	---	100	17	---			---		*					

English TAKS-Modified Results % Passing, Spring 2008: Students with Disabilities

199 Grade	Reading / ELA			Mathematics			Writing			Science			Social Studies			All Tests Taken	
	Scale Score	Passing Standard	Com-mend	Scale Score	Passing Standard	Com-mend	Scale Score	Passing Standard	Com-mend	Scale Score	Passing Standard	Com-mend	Scale Score	Passing Standard	Com-mend	Passing Standard	Com-mend
3	*		*	2379	100	40											
4				*		*											
5										*		*					
Total	---		*	---	100	38				---		*					

NSE: No Standard Established

* Fewer than 5 students tested

For grades and subjects with multiple test administrations, the first administration results are used.

English TAKS Results % Passing, Spring 2009: Students with Disabilities																	
227 Grade	Reading / ELA			Mathematics			Writing			Science			Social Studies			All Tests Taken	
	Scale Score	Passing Standard	Com-mend	Scale Score	Passing Standard	Com-mend	Scale Score	Passing Standard	Com-mend	Scale Score	Passing Standard	Com-mend	Scale Score	Passing Standard	Com-mend	Passing Standard	Com-mend
3	*		*	*		*											
4																	
5																	
Total	---	*	*	---	*	*											

English TAKS Results % Passing, Spring 2008: Students with Disabilities																	
227 Grade	Reading / ELA			Mathematics			Writing			Science			Social Studies			All Tests Taken	
	Scale Score	Passing Standard	Com-mend	Scale Score	Passing Standard	Com-mend	Scale Score	Passing Standard	Com-mend	Scale Score	Passing Standard	Com-mend	Scale Score	Passing Standard	Com-mend	Passing Standard	Com-mend
3																	
4																	
5	*	*	*	*	*	*				*	*	*					
Total	---	*	*	---	*	*				---	*	*					

Spanish TAKS Results % Passing, Spring 2009: Students with Disabilities														
227 Grade	Reading / ELA			Mathematics			Writing			Science			All Tests Taken	
	Scale Score	Passing Standard	Com-mend	Scale Score	Passing Standard	Com-mend	Scale Score	Passing Standard	Com-mend	Scale Score	Passing Standard	Com-mend	Passing Standard	Com-mend
3	*	*	*	*										
4	*	*	*	*	*	*	*	*	*				*	*
5														
Total	---	*	*	---	*	*	---	*	*				*	*

Spanish TAKS Results % Passing, Spring 2008: Students with Disabilities														
227 Grade	Reading / ELA			Mathematics			Writing			Science			All Tests Taken	
	Scale Score	Passing Standard	Com-mend	Scale Score	Passing Standard	Com-mend	Scale Score	Passing Standard	Com-mend	Scale Score	Passing Standard	Com-mend	Passing Standard	Com-mend
3														
4				*	*	*	*	*	*				*	*
5														
Total				---	*	*	---	*	*				*	*

* Fewer than 5 students tested

For grades and subjects with multiple test administrations, the first administration results are used.

English TAKS-Alternate Results % Passing, Spring 2009: Students with Disabilities

227 Grade	Reading / ELA			Mathematics			Writing			Science			Social Studies			All Tests Taken	
	Scale Score	Passing Standard	Com-mend	Scale Score	Passing Standard	Com-mend	Scale Score	Passing Standard	Com-mend	Scale Score	Passing Standard	Com-mend	Scale Score	Passing Standard	Com-mend	Passing Standard	Com-mend

English TAKS-Alt was not tested on the campus for this group in 2009.

English TAKS-Alternate Results % Passing, Spring 2008: Students with Disabilities

227 Grade	Reading / ELA			Mathematics			Writing			Science			Social Studies			All Tests Taken	
	Scale Score	Passing Standard	Com-mend	Scale Score	Passing Standard	Com-mend	Scale Score	Passing Standard	Com-mend	Scale Score	Passing Standard	Com-mend	Scale Score	Passing Standard	Com-mend	Passing Standard	Com-mend

English TAKS-Alt was not tested on the campus for this group in 2008.

English TAKS-Modified Results % Passing, Spring 2009: Students with Disabilities

227 Grade	Reading / ELA			Mathematics			Writing			Science			Social Studies			All Tests Taken	
	Scale Score	Passing Standard	Com-mend	Scale Score	Passing Standard	Com-mend	Scale Score	Passing Standard	Com-mend	Scale Score	Passing Standard	Com-mend	Scale Score	Passing Standard	Com-mend	Passing Standard	Com-mend
3	2264	100	0	2204	63	25											
4	2333	100	29	2342	100	29		NSE									
5	2228	80	13	2300	87	33				2208	67	33					
Total	---	89	14	---	83	30	---			---	67	33					

English TAKS-Modified Results % Passing, Spring 2008: Students with Disabilities

227 Grade	Reading / ELA			Mathematics			Writing			Science			Social Studies			All Tests Taken	
	Scale Score	Passing Standard	Com-mend	Scale Score	Passing Standard	Com-mend	Scale Score	Passing Standard	Com-mend	Scale Score	Passing Standard	Com-mend	Scale Score	Passing Standard	Com-mend	Passing Standard	Com-mend
3	2240	80	20	2194	60	20											
4	2240	100	19	2206	88	6											
5	2131	88	0	2087	50	0				1960	13	0					
Total	---	93	14	---	72	7				---	13	0					

NSE: No Standard Established

* Fewer than 5 students tested

For grades and subjects with multiple test administrations, the first administration results are used.

English TAKS Results % Passing, Spring 2009: Students with Disabilities																	
299 Grade	Reading / ELA			Mathematics			Writing			Science			Social Studies			All Tests Taken	
	Scale Score	Passing Standard	Com-mend	Scale Score	Passing Standard	Com-mend	Scale Score	Passing Standard	Com-mend	Scale Score	Passing Standard	Com-mend	Scale Score	Passing Standard	Com-mend	Passing Standard	Com-mend
3	*	*	*	*	*	*											
4	*	*	*	*	*	*	*	*	*							*	*
5	*	*	*	*	*	*				*	*	*					
Total	---	88	0	---	71	14	---	*	*	---	*	*				*	*

English TAKS Results % Passing, Spring 2008: Students with Disabilities																	
299 Grade	Reading / ELA			Mathematics			Writing			Science			Social Studies			All Tests Taken	
	Scale Score	Passing Standard	Com-mend	Scale Score	Passing Standard	Com-mend	Scale Score	Passing Standard	Com-mend	Scale Score	Passing Standard	Com-mend	Scale Score	Passing Standard	Com-mend	Passing Standard	Com-mend
3	*	*	*	*	*	*											
4				*	*	*	*	*	*							*	*
5	*	*	*	*	*	*				2109	40	40					
Total	---	71	0	---	50	0	---	*	*	---	40	40				*	*

Spanish TAKS Results % Passing, Spring 2009: Students with Disabilities														
299 Grade	Reading / ELA			Mathematics			Writing			Science			All Tests Taken	
	Scale Score	Passing Standard	Com-mend	Scale Score	Passing Standard	Com-mend	Scale Score	Passing Standard	Com-mend	Scale Score	Passing Standard	Com-mend	Passing Standard	Com-mend
Neither Spanish TAKS nor TAKS-A was tested on the campus for this group in 2009.														

Spanish TAKS Results % Passing, Spring 2008: Students with Disabilities														
299 Grade	Reading / ELA			Mathematics			Writing			Science			All Tests Taken	
	Scale Score	Passing Standard	Com-mend	Scale Score	Passing Standard	Com-mend	Scale Score	Passing Standard	Com-mend	Scale Score	Passing Standard	Com-mend	Passing Standard	Com-mend
Neither Spanish TAKS nor TAKS-A was tested on the campus for this group in 2008.														

* Fewer than 5 students tested

For grades and subjects with multiple test administrations, the first administration results are used.

English TAKS-Alternate Results % Passing, Spring 2009: Students with Disabilities																	
299 Grade	Reading / ELA			Mathematics			Writing			Science			Social Studies			All Tests Taken	
	Scale Score	Passing Standard	Com-mend	Scale Score	Passing Standard	Com-mend	Scale Score	Passing Standard	Com-mend	Scale Score	Passing Standard	Com-mend	Scale Score	Passing Standard	Com-mend	Passing Standard	Com-mend
3		*	*		*	*										*	0
4		*	*		*	*		*	*							*	*
5		*	*		*	*					*	*				*	*
Total		100	0		100	0		*	*		*	*				100	0

English TAKS-Alternate Results % Passing, Spring 2008: Students with Disabilities																	
299 Grade	Reading / ELA			Mathematics			Writing			Science			Social Studies			All Tests Taken	
	Scale Score	Passing Standard	Com-mend	Scale Score	Passing Standard	Com-mend	Scale Score	Passing Standard	Com-mend	Scale Score	Passing Standard	Com-mend	Scale Score	Passing Standard	Com-mend	Passing Standard	Com-mend
3		*	*		*	*										*	*
4																	
5																	
Total		*	*		*	*										*	*

English TAKS-Modified Results % Passing, Spring 2009: Students with Disabilities																	
299 Grade	Reading / ELA			Mathematics			Writing			Science			Social Studies			All Tests Taken	
	Scale Score	Passing Standard	Com-mend	Scale Score	Passing Standard	Com-mend	Scale Score	Passing Standard	Com-mend	Scale Score	Passing Standard	Com-mend	Scale Score	Passing Standard	Com-mend	Passing Standard	Com-mend
3	2116	40	0	2174	83	17											
4	2192	75	13	2146	63	0		NSE									
5	2193	83	0	2204	63	13				2094	50	17					
Total	---	68	5	---	68	9	---			---	50	17					

English TAKS-Modified Results % Passing, Spring 2008: Students with Disabilities																	
299 Grade	Reading / ELA			Mathematics			Writing			Science			Social Studies			All Tests Taken	
	Scale Score	Passing Standard	Com-mend	Scale Score	Passing Standard	Com-mend	Scale Score	Passing Standard	Com-mend	Scale Score	Passing Standard	Com-mend	Scale Score	Passing Standard	Com-mend	Passing Standard	Com-mend
3	2101	67	0	2081	38	0											
4	2195	63	25	*	*	*											
5	2228	75	13	2067	50	0				*	*	*					
Total	---	68	14	---	39	0				---	*	*					

NSE: No Standard Established

* Fewer than 5 students tested

For grades and subjects with multiple test administrations, the first administration results are used.

English TAKS Results % Passing, Spring 2009: Students with Disabilities																	
209 Grade	Reading / ELA			Mathematics			Writing			Science			Social Studies			All Tests Taken	
	Scale Score	Passing Standard	Com-mend	Scale Score	Passing Standard	Com-mend	Scale Score	Passing Standard	Com-mend	Scale Score	Passing Standard	Com-mend	Scale Score	Passing Standard	Com-mend	Passing Standard	Com-mend
3	*	*	*	*	*	*											
4	*	*	*	*	*	*	*	*	*							*	*
5																	
Total	---	60	0	---	*	*	---	*	*							*	*

English TAKS Results % Passing, Spring 2008: Students with Disabilities																	
209 Grade	Reading / ELA			Mathematics			Writing			Science			Social Studies			All Tests Taken	
	Scale Score	Passing Standard	Com-mend	Scale Score	Passing Standard	Com-mend	Scale Score	Passing Standard	Com-mend	Scale Score	Passing Standard	Com-mend	Scale Score	Passing Standard	Com-mend	Passing Standard	Com-mend
3	*	*	*	*	*	*											
4	*	*	*	*	*	*	2242	100	17							100	17
5	*	*	*	*	*	*				*	*	*					
Total	---	100	29	---	100	63	---	100	17	---	*	*				100	17

Spanish TAKS Results % Passing, Spring 2009: Students with Disabilities														
209 Grade	Reading / ELA			Mathematics			Writing			Science			All Tests Taken	
	Scale Score	Passing Standard	Com-mend	Scale Score	Passing Standard	Com-mend	Scale Score	Passing Standard	Com-mend	Scale Score	Passing Standard	Com-mend	Passing Standard	Com-mend
3	*	*	*	*	*	*								
4														
5														
Total	---	*	*	---	*	*								

Spanish TAKS Results % Passing, Spring 2008: Students with Disabilities														
209 Grade	Reading / ELA			Mathematics			Writing			Science			All Tests Taken	
	Scale Score	Passing Standard	Com-mend	Scale Score	Passing Standard	Com-mend	Scale Score	Passing Standard	Com-mend	Scale Score	Passing Standard	Com-mend	Passing Standard	Com-mend
3	2296	80	40	*	*	*								
4														
5														
Total	---	80	40	---	*	*								

* Fewer than 5 students tested

For grades and subjects with multiple test administrations, the first administration results are used.

English TAKS-Alternate Results % Passing, Spring 2009: Students with Disabilities

209 Grade	Reading / ELA			Mathematics			Writing			Science			Social Studies			All Tests Taken	
	Scale Score	Passing Standard	Com-mend	Scale Score	Passing Standard	Com-mend	Scale Score	Passing Standard	Com-mend	Scale Score	Passing Standard	Com-mend	Scale Score	Passing Standard	Com-mend	Passing Standard	Com-mend
3		*	*		*	*										*	*
4																	
5		*	*		*	*					*	*				*	*
Total		100	0		100	0					*	*				100	0

English TAKS-Alternate Results % Passing, Spring 2008: Students with Disabilities

209 Grade	Reading / ELA			Mathematics			Writing			Science			Social Studies			All Tests Taken	
	Scale Score	Passing Standard	Com-mend	Scale Score	Passing Standard	Com-mend	Scale Score	Passing Standard	Com-mend	Scale Score	Passing Standard	Com-mend	Scale Score	Passing Standard	Com-mend	Passing Standard	Com-mend
3																	
4		*	*		*	*		*	*							*	*
5																	
Total		*	*		*	*		*	*							*	*

English TAKS-Modified Results % Passing, Spring 2009: Students with Disabilities

209 Grade	Reading / ELA			Mathematics			Writing			Science			Social Studies			All Tests Taken	
	Scale Score	Passing Standard	Com-mend	Scale Score	Passing Standard	Com-mend	Scale Score	Passing Standard	Com-mend	Scale Score	Passing Standard	Com-mend	Scale Score	Passing Standard	Com-mend	Passing Standard	Com-mend
3	2233	100	10	2229	83	8											
4	2341	100	50	2474	100	71		NSE									
5	2369	100	67	2359	89	44				2275	78	33					
Total	---	100	40	---	89	36	---			---	78	33					

English TAKS-Modified Results % Passing, Spring 2008: Students with Disabilities

209 Grade	Reading / ELA			Mathematics			Writing			Science			Social Studies			All Tests Taken	
	Scale Score	Passing Standard	Com-mend	Scale Score	Passing Standard	Com-mend	Scale Score	Passing Standard	Com-mend	Scale Score	Passing Standard	Com-mend	Scale Score	Passing Standard	Com-mend	Passing Standard	Com-mend
3	2263	100	20	2371	71	57											
4	2201	80	10	2298	90	20											
5	2323	100	25	2240	86	14				2349	71	57					
Total	---	91	17	---	83	29				---	71	57					

NSE: No Standard Established

* Fewer than 5 students tested

For grades and subjects with multiple test administrations, the first administration results are used.

English TAKS Results % Passing, Spring 2009: Students with Disabilities																	
215 Grade	Reading / ELA			Mathematics			Writing			Science			Social Studies			All Tests Taken	
	Scale Score	Passing Standard	Com-mend	Scale Score	Passing Standard	Com-mend	Scale Score	Passing Standard	Com-mend	Scale Score	Passing Standard	Com-mend	Scale Score	Passing Standard	Com-mend	Passing Standard	Com-mend
3	2366	80	60	*	*	*											
4	2324	100	40	2460	100	60	2466	100	40							100	33
5	2369	100	43	2415	100	43				2515	100	83					
Total	---	94	47	---	100	50	---	100	40	---	100	83				100	33

English TAKS Results % Passing, Spring 2008: Students with Disabilities																	
215 Grade	Reading / ELA			Mathematics			Writing			Science			Social Studies			All Tests Taken	
	Scale Score	Passing Standard	Com-mend	Scale Score	Passing Standard	Com-mend	Scale Score	Passing Standard	Com-mend	Scale Score	Passing Standard	Com-mend	Scale Score	Passing Standard	Com-mend	Passing Standard	Com-mend
3	2338	100	30	2243	70	20											
4	2362	100	40	2351	100	30	2376	100	50							100	20
5	*	*	*	2218	60	40				*	*	*					
Total	---	96	29	---	80	28	---	100	50	---	*	*				100	20

Spanish TAKS Results % Passing, Spring 2009: Students with Disabilities														
215 Grade	Reading / ELA			Mathematics			Writing			Science			All Tests Taken	
	Scale Score	Passing Standard	Com-mend	Scale Score	Passing Standard	Com-mend	Scale Score	Passing Standard	Com-mend	Scale Score	Passing Standard	Com-mend	Passing Standard	Com-mend
Neither Spanish TAKS nor TAKS-A was tested on the campus for this group in 2009.														

Spanish TAKS Results % Passing, Spring 2008: Students with Disabilities														
215 Grade	Reading / ELA			Mathematics			Writing			Science			All Tests Taken	
	Scale Score	Passing Standard	Com-mend	Scale Score	Passing Standard	Com-mend	Scale Score	Passing Standard	Com-mend	Scale Score	Passing Standard	Com-mend	Passing Standard	Com-mend
Neither Spanish TAKS nor TAKS-A was tested on the campus for this group in 2008.														

* Fewer than 5 students tested

For grades and subjects with multiple test administrations, the first administration results are used.

English TAKS-Alternate Results % Passing, Spring 2009: Students with Disabilities

215 Grade	Reading / ELA			Mathematics			Writing			Science			Social Studies			All Tests Taken	
	Scale Score	Passing Standard	Com-mend	Scale Score	Passing Standard	Com-mend	Scale Score	Passing Standard	Com-mend	Scale Score	Passing Standard	Com-mend	Scale Score	Passing Standard	Com-mend	Passing Standard	Com-mend

English TAKS-Alt was not tested on the campus for this group in 2009.

English TAKS-Alternate Results % Passing, Spring 2008: Students with Disabilities

215 Grade	Reading / ELA			Mathematics			Writing			Science			Social Studies			All Tests Taken	
	Scale Score	Passing Standard	Com-mend	Scale Score	Passing Standard	Com-mend	Scale Score	Passing Standard	Com-mend	Scale Score	Passing Standard	Com-mend	Scale Score	Passing Standard	Com-mend	Passing Standard	Com-mend

English TAKS-Alt was not tested on the campus for this group in 2008.

English TAKS-Modified Results % Passing, Spring 2009: Students with Disabilities

215 Grade	Reading / ELA			Mathematics			Writing			Science			Social Studies			All Tests Taken	
	Scale Score	Passing Standard	Com-mend	Scale Score	Passing Standard	Com-mend	Scale Score	Passing Standard	Com-mend	Scale Score	Passing Standard	Com-mend	Scale Score	Passing Standard	Com-mend	Passing Standard	Com-mend
3	2358	100	20	2421	83	50											
4	*	*	*	*	*	*		NSE									
5	2463	100	75	2293	88	38				2285	88	25					
Total	---	100	53	---	88	44	---			---	88	25					

English TAKS-Modified Results % Passing, Spring 2008: Students with Disabilities

215 Grade	Reading / ELA			Mathematics			Writing			Science			Social Studies			All Tests Taken	
	Scale Score	Passing Standard	Com-mend	Scale Score	Passing Standard	Com-mend	Scale Score	Passing Standard	Com-mend	Scale Score	Passing Standard	Com-mend	Scale Score	Passing Standard	Com-mend	Passing Standard	Com-mend
3	*	*	*	*	*	*											
4	2365	100	40	2243	100	0											
5	*	*	*	*	*	*				*	*	*					
Total	---	100	40	---	100	11				---	*	*					

NSE: No Standard Established

* Fewer than 5 students tested

For grades and subjects with multiple test administrations, the first administration results are used.

English TAKS Results % Passing, Spring 2009: Students with Disabilities																	
219 Grade	Reading / ELA			Mathematics			Writing			Science			Social Studies			All Tests Taken	
	Scale Score	Passing Standard	Com-mend	Scale Score	Passing Standard	Com-mend	Scale Score	Passing Standard	Com-mend	Scale Score	Passing Standard	Com-mend	Scale Score	Passing Standard	Com-mend	Passing Standard	Com-mend
3	*	*	*	*	*	*											
4	*	*	*	*	*	*	*	*	*							*	*
5	*	*	*	*	*	*				*	*	*					
Total	---	86	43	---	56	22	---	*	*	---	*	*				*	*

English TAKS Results % Passing, Spring 2008: Students with Disabilities																	
219 Grade	Reading / ELA			Mathematics			Writing			Science			Social Studies			All Tests Taken	
	Scale Score	Passing Standard	Com-mend	Scale Score	Passing Standard	Com-mend	Scale Score	Passing Standard	Com-mend	Scale Score	Passing Standard	Com-mend	Scale Score	Passing Standard	Com-mend	Passing Standard	Com-mend
3	*	*	*	*	*	*											
4	2099	50	17	2082	33	17	2170	50	0							29	0
5	2154	78	11	2303	100	25				2238	88	13					
Total	---	63	13	---	73	20	---	50	0	---	88	13				29	0

Spanish TAKS Results % Passing, Spring 2009: Students with Disabilities														
219 Grade	Reading / ELA			Mathematics			Writing			Science			All Tests Taken	
	Scale Score	Passing Standard	Com-mend	Scale Score	Passing Standard	Com-mend	Scale Score	Passing Standard	Com-mend	Scale Score	Passing Standard	Com-mend	Passing Standard	Com-mend
3														
4	*	*	*	*	*	*	*	*	*				*	*
5														
Total	---	*	*	---	*	*	---	*	*				*	*

Spanish TAKS Results % Passing, Spring 2008: Students with Disabilities														
219 Grade	Reading / ELA			Mathematics			Writing			Science			All Tests Taken	
	Scale Score	Passing Standard	Com-mend	Scale Score	Passing Standard	Com-mend	Scale Score	Passing Standard	Com-mend	Scale Score	Passing Standard	Com-mend	Passing Standard	Com-mend
3	*	*	*	*	*	*								
4	*	*	*	*	*	*	*	*	*				*	*
5														
Total	---	*	*	---	*	*	---	*	*				*	*

* Fewer than 5 students tested

For grades and subjects with multiple test administrations, the first administration results are used.

English TAKS-Alternate Results % Passing, Spring 2009: Students with Disabilities																	
219 Grade	Reading / ELA			Mathematics			Writing			Science			Social Studies			All Tests Taken	
	Scale Score	Passing Standard	Com-mend	Scale Score	Passing Standard	Com-mend	Scale Score	Passing Standard	Com-mend	Scale Score	Passing Standard	Com-mend	Scale Score	Passing Standard	Com-mend	Passing Standard	Com-mend
3		*	*		*	*										*	*
4																	
5																	
Total		*	*		*	*										*	*

English TAKS-Alternate Results % Passing, Spring 2008: Students with Disabilities																	
219 Grade	Reading / ELA			Mathematics			Writing			Science			Social Studies			All Tests Taken	
	Scale Score	Passing Standard	Com-mend	Scale Score	Passing Standard	Com-mend	Scale Score	Passing Standard	Com-mend	Scale Score	Passing Standard	Com-mend	Scale Score	Passing Standard	Com-mend	Passing Standard	Com-mend
3		*	*		*	*										*	*
4																	
5		*	*		*	*					*	*				*	*
Total		*	*		*	*					*	*				*	*

English TAKS-Modified Results % Passing, Spring 2009: Students with Disabilities																	
219 Grade	Reading / ELA			Mathematics			Writing			Science			Social Studies			All Tests Taken	
	Scale Score	Passing Standard	Com-mend	Scale Score	Passing Standard	Com-mend	Scale Score	Passing Standard	Com-mend	Scale Score	Passing Standard	Com-mend	Scale Score	Passing Standard	Com-mend	Passing Standard	Com-mend
3	*	*	*	*	*	*											
4	2201	75	0	2185	67	0		NSE									
5	*	*	*	*	*	*				*	*	*					
Total	---	69	6	---	54	8	---			---	*	*					

English TAKS-Modified Results % Passing, Spring 2008: Students with Disabilities																	
219 Grade	Reading / ELA			Mathematics			Writing			Science			Social Studies			All Tests Taken	
	Scale Score	Passing Standard	Com-mend	Scale Score	Passing Standard	Com-mend	Scale Score	Passing Standard	Com-mend	Scale Score	Passing Standard	Com-mend	Scale Score	Passing Standard	Com-mend	Passing Standard	Com-mend
3	2289	86	14	2140	67	0											
4	2163	86	0	2095	43	0											
5	*	*	*	*	*	*				*	*	*					
Total	---	88	12	---	53	0				---	*	*					

NSE: No Standard Established

* Fewer than 5 students tested

For grades and subjects with multiple test administrations, the first administration results are used.

English TAKS Results % Passing, Spring 2009: Students with Disabilities																	
224 Grade	Reading / ELA			Mathematics			Writing			Science			Social Studies			All Tests Taken	
	Scale Score	Passing Standard	Com-mend	Scale Score	Passing Standard	Com-mend	Scale Score	Passing Standard	Com-mend	Scale Score	Passing Standard	Com-mend	Scale Score	Passing Standard	Com-mend	Passing Standard	Com-mend
3	*	*	*	*	*	*											
4	*	*	*	*	*	*	*	*	*							*	*
5	*	*	*	*	*	*				*	*	*					
Total	---	71	43	---	100	14	---	*	*	---	*	*				*	*

English TAKS Results % Passing, Spring 2008: Students with Disabilities																	
224 Grade	Reading / ELA			Mathematics			Writing			Science			Social Studies			All Tests Taken	
	Scale Score	Passing Standard	Com-mend	Scale Score	Passing Standard	Com-mend	Scale Score	Passing Standard	Com-mend	Scale Score	Passing Standard	Com-mend	Scale Score	Passing Standard	Com-mend	Passing Standard	Com-mend
3	2273	100	20	2279	100	0											
4	*	*	*	*	*	*	*	*	*							*	*
5	*	*	*	2280	83	33				*	*	*					
Total	---	80	10	---	92	17	---	*	*	---	*	*				*	*

Spanish TAKS Results % Passing, Spring 2009: Students with Disabilities														
224 Grade	Reading / ELA			Mathematics			Writing			Science			All Tests Taken	
	Scale Score	Passing Standard	Com-mend	Scale Score	Passing Standard	Com-mend	Scale Score	Passing Standard	Com-mend	Scale Score	Passing Standard	Com-mend	Passing Standard	Com-mend
Neither Spanish TAKS nor TAKS-A was tested on the campus for this group in 2009.														

Spanish TAKS Results % Passing, Spring 2008: Students with Disabilities														
224 Grade	Reading / ELA			Mathematics			Writing			Science			All Tests Taken	
	Scale Score	Passing Standard	Com-mend	Scale Score	Passing Standard	Com-mend	Scale Score	Passing Standard	Com-mend	Scale Score	Passing Standard	Com-mend	Passing Standard	Com-mend
Neither Spanish TAKS nor TAKS-A was tested on the campus for this group in 2008.														

* Fewer than 5 students tested

For grades and subjects with multiple test administrations, the first administration results are used.

English TAKS-Alternate Results % Passing, Spring 2009: Students with Disabilities																	
224 Grade	Reading / ELA			Mathematics			Writing			Science			Social Studies			All Tests Taken	
	Scale Score	Passing Standard	Com-mend	Scale Score	Passing Standard	Com-mend	Scale Score	Passing Standard	Com-mend	Scale Score	Passing Standard	Com-mend	Scale Score	Passing Standard	Com-mend	Passing Standard	Com-mend
3		*	*		*	*										*	*
4		*	*		*	*		*	*							*	*
5		*	*		*	*					*	*				*	*
Total		60	0		50	0		*	*		*	*				36	0

English TAKS-Alternate Results % Passing, Spring 2008: Students with Disabilities																	
224 Grade	Reading / ELA			Mathematics			Writing			Science			Social Studies			All Tests Taken	
	Scale Score	Passing Standard	Com-mend	Scale Score	Passing Standard	Com-mend	Scale Score	Passing Standard	Com-mend	Scale Score	Passing Standard	Com-mend	Scale Score	Passing Standard	Com-mend	Passing Standard	Com-mend
3		*	*		*	*										*	*
4		*	*		*	*		*	*							*	*
5		*	*		*	*					*	*				*	*
Total		100	50		100	50		*	*		*	*				100	17

English TAKS-Modified Results % Passing, Spring 2009: Students with Disabilities																	
224 Grade	Reading / ELA			Mathematics			Writing			Science			Social Studies			All Tests Taken	
	Scale Score	Passing Standard	Com-mend	Scale Score	Passing Standard	Com-mend	Scale Score	Passing Standard	Com-mend	Scale Score	Passing Standard	Com-mend	Scale Score	Passing Standard	Com-mend	Passing Standard	Com-mend
3	*	*	*														
4	*	*	*	*	*	*		NSE									
5	2228	86	14	2400	100	43				2230	86	29					
Total	---	70	10	---	100	33	---			---	86	29					

English TAKS-Modified Results % Passing, Spring 2008: Students with Disabilities																	
224 Grade	Reading / ELA			Mathematics			Writing			Science			Social Studies			All Tests Taken	
	Scale Score	Passing Standard	Com-mend	Scale Score	Passing Standard	Com-mend	Scale Score	Passing Standard	Com-mend	Scale Score	Passing Standard	Com-mend	Scale Score	Passing Standard	Com-mend	Passing Standard	Com-mend
3	*	*	*	*	*	*											
4	2127	60	0	2160	80	0											
5	2217	50	25	2110	17	17				2069	38	13					
Total	---	65	18	---	40	13				---	38	13					

NSE: No Standard Established

* Fewer than 5 students tested

For grades and subjects with multiple test administrations, the first administration results are used.

English TAKS Results % Passing, Spring 2009: Students with Disabilities																	
372 Grade	Reading / ELA			Mathematics			Writing			Science			Social Studies			All Tests Taken	
	Scale Score	Passing Standard	Com-mend	Scale Score	Passing Standard	Com-mend	Scale Score	Passing Standard	Com-mend	Scale Score	Passing Standard	Com-mend	Scale Score	Passing Standard	Com-mend	Passing Standard	Com-mend
3																	
4	*	*	*	*	*	*	*	*	*							*	*
5	*	*	*	1994	20	0				*	*	*					
Total	---	*	*	---	29	0	---	*	*	---	*	*				*	*

English TAKS Results % Passing, Spring 2008: Students with Disabilities																	
372 Grade	Reading / ELA			Mathematics			Writing			Science			Social Studies			All Tests Taken	
	Scale Score	Passing Standard	Com-mend	Scale Score	Passing Standard	Com-mend	Scale Score	Passing Standard	Com-mend	Scale Score	Passing Standard	Com-mend	Scale Score	Passing Standard	Com-mend	Passing Standard	Com-mend
3																	
4																	
5	*	*	*	2054	60	20				2153	40	20					
Total	---	*	*	---	60	20				---	40	20					

Spanish TAKS Results % Passing, Spring 2009: Students with Disabilities														
372 Grade	Reading / ELA			Mathematics			Writing			Science			All Tests Taken	
	Scale Score	Passing Standard	Com-mend	Scale Score	Passing Standard	Com-mend	Scale Score	Passing Standard	Com-mend	Scale Score	Passing Standard	Com-mend	Passing Standard	Com-mend
3	*	*	*	*	*	*								
4	2078	33	0	1997	50	0	2156	33	0				0	0
5														
Total	---	44	0	---	33	0	---	33	0				0	0

Spanish TAKS Results % Passing, Spring 2008: Students with Disabilities														
372 Grade	Reading / ELA			Mathematics			Writing			Science			All Tests Taken	
	Scale Score	Passing Standard	Com-mend	Scale Score	Passing Standard	Com-mend	Scale Score	Passing Standard	Com-mend	Scale Score	Passing Standard	Com-mend	Passing Standard	Com-mend
3	1942	0	0	1797	0	0								
4	2097	60	0	2038	40	20	2314	100	20				40	0
5														
Total	---	30	0	---	20	10	---	100	20				40	0

* Fewer than 5 students tested

For grades and subjects with multiple test administrations, the first administration results are used.

English TAKS-Alternate Results % Passing, Spring 2009: Students with Disabilities																	
372 Grade	Reading / ELA			Mathematics			Writing			Science			Social Studies			All Tests Taken	
	Scale Score	Passing Standard	Com-mend	Scale Score	Passing Standard	Com-mend	Scale Score	Passing Standard	Com-mend	Scale Score	Passing Standard	Com-mend	Scale Score	Passing Standard	Com-mend	Passing Standard	Com-mend
3		*	*		*	*										*	*
4																	
5		*	*		*	*					*	*				*	0
Total		*	*		*	*					*	*				*	*

English TAKS-Alternate Results % Passing, Spring 2008: Students with Disabilities																	
372 Grade	Reading / ELA			Mathematics			Writing			Science			Social Studies			All Tests Taken	
	Scale Score	Passing Standard	Com-mend	Scale Score	Passing Standard	Com-mend	Scale Score	Passing Standard	Com-mend	Scale Score	Passing Standard	Com-mend	Scale Score	Passing Standard	Com-mend	Passing Standard	Com-mend
English TAKS-Alt was not tested on the campus for this group in 2008.																	

English TAKS-Modified Results % Passing, Spring 2009: Students with Disabilities																	
372 Grade	Reading / ELA			Mathematics			Writing			Science			Social Studies			All Tests Taken	
	Scale Score	Passing Standard	Com-mend	Scale Score	Passing Standard	Com-mend	Scale Score	Passing Standard	Com-mend	Scale Score	Passing Standard	Com-mend	Scale Score	Passing Standard	Com-mend	Passing Standard	Com-mend
3	*	*	*	*	*	*											
4	2217	100	0	*	*	*		NSE									
5	2163	71	14	2114	67	0				2058	43	0					
Total	---	80	7	---	64	7	---			---	43	0					

English TAKS-Modified Results % Passing, Spring 2008: Students with Disabilities																	
372 Grade	Reading / ELA			Mathematics			Writing			Science			Social Studies			All Tests Taken	
	Scale Score	Passing Standard	Com-mend	Scale Score	Passing Standard	Com-mend	Scale Score	Passing Standard	Com-mend	Scale Score	Passing Standard	Com-mend	Scale Score	Passing Standard	Com-mend	Passing Standard	Com-mend
3	*	*	*	*	*	*											
4	*	*	*	*	*	*											
5	2158	71	14	2175	67	17				2073	50	17					
Total	---	82	18	---	80	10				---	50	17					

NSE: No Standard Established

* Fewer than 5 students tested

For grades and subjects with multiple test administrations, the first administration results are used.

English TAKS Results % Passing, Spring 2009: Students with Disabilities																	
296 Grade	Reading / ELA			Mathematics			Writing			Science			Social Studies			All Tests Taken	
	Scale Score	Passing Standard	Com-mend	Scale Score	Passing Standard	Com-mend	Scale Score	Passing Standard	Com-mend	Scale Score	Passing Standard	Com-mend	Scale Score	Passing Standard	Com-mend	Passing Standard	Com-mend
3																	
4	*	*	*	*	*	*	*	*	*							*	*
5	*	*	*	*	*	*				*	*	*					
Total	---	*	*	---	*	*	---	*	*	---	*	*				*	*

English TAKS Results % Passing, Spring 2008: Students with Disabilities																	
296 Grade	Reading / ELA			Mathematics			Writing			Science			Social Studies			All Tests Taken	
	Scale Score	Passing Standard	Com-mend	Scale Score	Passing Standard	Com-mend	Scale Score	Passing Standard	Com-mend	Scale Score	Passing Standard	Com-mend	Scale Score	Passing Standard	Com-mend	Passing Standard	Com-mend
3	*	*	*	*	*	*											
4																	
5	2546	100	83	2747	100	100				2581	100	83					
Total	---	100	90	---	100	90				---	100	83					

Spanish TAKS Results % Passing, Spring 2009: Students with Disabilities														
296 Grade	Reading / ELA			Mathematics			Writing			Science			All Tests Taken	
	Scale Score	Passing Standard	Com-mend	Scale Score	Passing Standard	Com-mend	Scale Score	Passing Standard	Com-mend	Scale Score	Passing Standard	Com-mend	Passing Standard	Com-mend
Neither Spanish TAKS nor TAKS-A was tested on the campus for this group in 2009.														

Spanish TAKS Results % Passing, Spring 2008: Students with Disabilities														
296 Grade	Reading / ELA			Mathematics			Writing			Science			All Tests Taken	
	Scale Score	Passing Standard	Com-mend	Scale Score	Passing Standard	Com-mend	Scale Score	Passing Standard	Com-mend	Scale Score	Passing Standard	Com-mend	Passing Standard	Com-mend
Neither Spanish TAKS nor TAKS-A was tested on the campus for this group in 2008.														

* Fewer than 5 students tested

For grades and subjects with multiple test administrations, the first administration results are used.

English TAKS-Alternate Results % Passing, Spring 2009: Students with Disabilities																	
296 Grade	Reading / ELA			Mathematics			Writing			Science			Social Studies			All Tests Taken	
	Scale Score	Passing Standard	Com-mend	Scale Score	Passing Standard	Com-mend	Scale Score	Passing Standard	Com-mend	Scale Score	Passing Standard	Com-mend	Scale Score	Passing Standard	Com-mend	Passing Standard	Com-mend
3		*	*		*	*										*	*
4		*	*		*	*		*	*							*	*
5		*	*		*	*					*	*				*	*
Total		67	0		67	0		*	*		*	*				67	0

English TAKS-Alternate Results % Passing, Spring 2008: Students with Disabilities																	
296 Grade	Reading / ELA			Mathematics			Writing			Science			Social Studies			All Tests Taken	
	Scale Score	Passing Standard	Com-mend	Scale Score	Passing Standard	Com-mend	Scale Score	Passing Standard	Com-mend	Scale Score	Passing Standard	Com-mend	Scale Score	Passing Standard	Com-mend	Passing Standard	Com-mend
3		*	*		*	*										*	*
4		*	*		*	*		*	*							*	*
5		*	*		*	*					*	*				*	*
Total		100	100		100	100		*	*		*	*				100	100

English TAKS-Modified Results % Passing, Spring 2009: Students with Disabilities																	
296 Grade	Reading / ELA			Mathematics			Writing			Science			Social Studies			All Tests Taken	
	Scale Score	Passing Standard	Com-mend	Scale Score	Passing Standard	Com-mend	Scale Score	Passing Standard	Com-mend	Scale Score	Passing Standard	Com-mend	Scale Score	Passing Standard	Com-mend	Passing Standard	Com-mend
3	2053	27	0	2050	20	0											
4	2081	38	0	2078	31	0		NSE									
5	2016	11	0	1991	11	0				1742	0	0					
Total	---	27	0	---	22	0	---			---	0	0					

English TAKS-Modified Results % Passing, Spring 2008: Students with Disabilities																	
296 Grade	Reading / ELA			Mathematics			Writing			Science			Social Studies			All Tests Taken	
	Scale Score	Passing Standard	Com-mend	Scale Score	Passing Standard	Com-mend	Scale Score	Passing Standard	Com-mend	Scale Score	Passing Standard	Com-mend	Scale Score	Passing Standard	Com-mend	Passing Standard	Com-mend
3	2064	27	0	2117	45	9											
4	2059	33	0	2046	11	0											
5	1982	0	0	2024	14	0				1754	0	0					
Total	---	22	0	---	26	4				---	0	0					

NSE: No Standard Established

* Fewer than 5 students tested

For grades and subjects with multiple test administrations, the first administration results are used.

English TAKS Results % Passing, Spring 2009: Students with Disabilities																	
368 Grade	Reading / ELA			Mathematics			Writing			Science			Social Studies			All Tests Taken	
	Scale Score	Passing Standard	Com-mend	Scale Score	Passing Standard	Com-mend	Scale Score	Passing Standard	Com-mend	Scale Score	Passing Standard	Com-mend	Scale Score	Passing Standard	Com-mend	Passing Standard	Com-mend
3																	
4				*	*	*	*	*	*							*	*
5				*	*	*				*	*	*					
Total				---	*	*	---	*	*	---	*	*				*	*

English TAKS Results % Passing, Spring 2008: Students with Disabilities																	
368 Grade	Reading / ELA			Mathematics			Writing			Science			Social Studies			All Tests Taken	
	Scale Score	Passing Standard	Com-mend	Scale Score	Passing Standard	Com-mend	Scale Score	Passing Standard	Com-mend	Scale Score	Passing Standard	Com-mend	Scale Score	Passing Standard	Com-mend	Passing Standard	Com-mend
3																	
4				*	*	*	*	*	*							*	*
5				*	*	*				*	*	*					
Total				---	*	*	---	*	*	---	*	*				*	*

Spanish TAKS Results % Passing, Spring 2009: Students with Disabilities														
368 Grade	Reading / ELA			Mathematics			Writing			Science			All Tests Taken	
	Scale Score	Passing Standard	Com-mend	Scale Score	Passing Standard	Com-mend	Scale Score	Passing Standard	Com-mend	Scale Score	Passing Standard	Com-mend	Passing Standard	Com-mend
Neither Spanish TAKS nor TAKS-A was tested on the campus for this group in 2009.														

Spanish TAKS Results % Passing, Spring 2008: Students with Disabilities														
368 Grade	Reading / ELA			Mathematics			Writing			Science			All Tests Taken	
	Scale Score	Passing Standard	Com-mend	Scale Score	Passing Standard	Com-mend	Scale Score	Passing Standard	Com-mend	Scale Score	Passing Standard	Com-mend	Passing Standard	Com-mend
3	*	*	*											
4														
5														
Total	---	*	*											

* Fewer than 5 students tested

For grades and subjects with multiple test administrations, the first administration results are used.

English TAKS-Alternate Results % Passing, Spring 2009: Students with Disabilities

368 Grade	Reading / ELA			Mathematics			Writing			Science			Social Studies			All Tests Taken	
	Scale Score	Passing Standard	Com-mend	Scale Score	Passing Standard	Com-mend	Scale Score	Passing Standard	Com-mend	Scale Score	Passing Standard	Com-mend	Scale Score	Passing Standard	Com-mend	Passing Standard	Com-mend
3		*	*		*	*										*	0
4		*	*		*	*		*	*							*	0
5		*	*		*	*					*	*				*	0
Total		*	*		*	*		*	*		*	*				*	*

English TAKS-Alternate Results % Passing, Spring 2008: Students with Disabilities

368 Grade	Reading / ELA			Mathematics			Writing			Science			Social Studies			All Tests Taken	
	Scale Score	Passing Standard	Com-mend	Scale Score	Passing Standard	Com-mend	Scale Score	Passing Standard	Com-mend	Scale Score	Passing Standard	Com-mend	Scale Score	Passing Standard	Com-mend	Passing Standard	Com-mend
3		*	*		*	*										*	*
4		*	*		*	*		*	*							*	*
5		*	*		*	*					*	*				*	*
Total		*	*		*	*		*	*		*	*				*	*

English TAKS-Modified Results % Passing, Spring 2009: Students with Disabilities

368 Grade	Reading / ELA			Mathematics			Writing			Science			Social Studies			All Tests Taken	
	Scale Score	Passing Standard	Com-mend	Scale Score	Passing Standard	Com-mend	Scale Score	Passing Standard	Com-mend	Scale Score	Passing Standard	Com-mend	Scale Score	Passing Standard	Com-mend	Passing Standard	Com-mend
3	*	*	*	*	*	*											
4	*	*	*	*	*	*											
5	*	*	*	*	*	*				*	*	*					
Total	---	100	17	---	100	40				---	*	*					

English TAKS-Modified Results % Passing, Spring 2008: Students with Disabilities

368 Grade	Reading / ELA			Mathematics			Writing			Science			Social Studies			All Tests Taken	
	Scale Score	Passing Standard	Com-mend	Scale Score	Passing Standard	Com-mend	Scale Score	Passing Standard	Com-mend	Scale Score	Passing Standard	Com-mend	Scale Score	Passing Standard	Com-mend	Passing Standard	Com-mend
3	*	*	*	*	*	*											
4	*	*	*	*	*	*											
5	*	*	*	*	*	*				*	*	*					
Total	---	100	33	---	86	14				---	*	*					

NSE: No Standard Established

* Fewer than 5 students tested

For grades and subjects with multiple test administrations, the first administration results are used.

English TAKS Results % Passing, Spring 2009: Students with Disabilities																	
276 Grade	Reading / ELA			Mathematics			Writing			Science			Social Studies			All Tests Taken	
	Scale Score	Passing Standard	Com-mend	Scale Score	Passing Standard	Com-mend	Scale Score	Passing Standard	Com-mend	Scale Score	Passing Standard	Com-mend	Scale Score	Passing Standard	Com-mend	Passing Standard	Com-mend
3	*	*	*	*	*	*											
4	*	*	*	*	*	*	2147	60	0							40	0
5	2179	80	20	2206	83	17				2168	60	20					
Total	---	75	8	---	85	15	---	60	0	---	60	20				40	0

English TAKS Results % Passing, Spring 2008: Students with Disabilities																	
276 Grade	Reading / ELA			Mathematics			Writing			Science			Social Studies			All Tests Taken	
	Scale Score	Passing Standard	Com-mend	Scale Score	Passing Standard	Com-mend	Scale Score	Passing Standard	Com-mend	Scale Score	Passing Standard	Com-mend	Scale Score	Passing Standard	Com-mend	Passing Standard	Com-mend
3	*	*	*	*	*	*											
4	*	*	*	*	*	*	*	*	*							*	*
5	2056	40	0	2186	60	20				*	*	*					
Total	---	42	0	---	55	9	---	*	*	---	*	*				*	*

Spanish TAKS Results % Passing, Spring 2009: Students with Disabilities														
276 Grade	Reading / ELA			Mathematics			Writing			Science			All Tests Taken	
	Scale Score	Passing Standard	Com-mend	Scale Score	Passing Standard	Com-mend	Scale Score	Passing Standard	Com-mend	Scale Score	Passing Standard	Com-mend	Passing Standard	Com-mend
3	*	*	*	*	*	*								
4														
5														
Total	---	*	*	---	*	*								

Spanish TAKS Results % Passing, Spring 2008: Students with Disabilities														
276 Grade	Reading / ELA			Mathematics			Writing			Science			All Tests Taken	
	Scale Score	Passing Standard	Com-mend	Scale Score	Passing Standard	Com-mend	Scale Score	Passing Standard	Com-mend	Scale Score	Passing Standard	Com-mend	Passing Standard	Com-mend
3	*	*	*	*	*	*								
4														
5														
Total	---	*	*	---	*	*								

* Fewer than 5 students tested

For grades and subjects with multiple test administrations, the first administration results are used.

English TAKS-Alternate Results % Passing, Spring 2009: Students with Disabilities																	
276 Grade	Reading / ELA			Mathematics			Writing			Science			Social Studies			All Tests Taken	
	Scale Score	Passing Standard	Com-mend	Scale Score	Passing Standard	Com-mend	Scale Score	Passing Standard	Com-mend	Scale Score	Passing Standard	Com-mend	Scale Score	Passing Standard	Com-mend	Passing Standard	Com-mend
3		*	*		*	*										*	*
4		*	*		*	*		*	*							*	*
5																	
Total		57	0		71	29		*	*							57	0

English TAKS-Alternate Results % Passing, Spring 2008: Students with Disabilities																	
276 Grade	Reading / ELA			Mathematics			Writing			Science			Social Studies			All Tests Taken	
	Scale Score	Passing Standard	Com-mend	Scale Score	Passing Standard	Com-mend	Scale Score	Passing Standard	Com-mend	Scale Score	Passing Standard	Com-mend	Scale Score	Passing Standard	Com-mend	Passing Standard	Com-mend
3		*	*		*	*										*	*
4																	
5																	
Total		*	*		*	*										*	*

English TAKS-Modified Results % Passing, Spring 2009: Students with Disabilities																	
276 Grade	Reading / ELA			Mathematics			Writing			Science			Social Studies			All Tests Taken	
	Scale Score	Passing Standard	Com-mend	Scale Score	Passing Standard	Com-mend	Scale Score	Passing Standard	Com-mend	Scale Score	Passing Standard	Com-mend	Scale Score	Passing Standard	Com-mend	Passing Standard	Com-mend
3	2230	67	22	2193	67	0											
4	2235	67	17	2181	67	0		NSE									
5	2224	86	0	*	*	*				2124	57	0					
Total	---	71	14	---	68	8	---			---	57	0					

English TAKS-Modified Results % Passing, Spring 2008: Students with Disabilities																	
276 Grade	Reading / ELA			Mathematics			Writing			Science			Social Studies			All Tests Taken	
	Scale Score	Passing Standard	Com-mend	Scale Score	Passing Standard	Com-mend	Scale Score	Passing Standard	Com-mend	Scale Score	Passing Standard	Com-mend	Scale Score	Passing Standard	Com-mend	Passing Standard	Com-mend
3	2148	63	0	2142	50	0											
4	2081	20	0	2121	33	17											
5	2184	64	9	2197	62	15				2078	40	13					
Total	---	54	4	---	52	11				---	40	13					

NSE: No Standard Established

* Fewer than 5 students tested

For grades and subjects with multiple test administrations, the first administration results are used.

English TAKS Results % Passing, Spring 2009: Students with Disabilities																	
239 Grade	Reading / ELA			Mathematics			Writing			Science			Social Studies			All Tests Taken	
	Scale Score	Passing Standard	Com-mend	Scale Score	Passing Standard	Com-mend	Scale Score	Passing Standard	Com-mend	Scale Score	Passing Standard	Com-mend	Scale Score	Passing Standard	Com-mend	Passing Standard	Com-mend
3	*		*	*		*											
4	*		*	*		*	*		*							*	*
5	*		*	*		*				*		*					
Total	---		*	---	83	17	---	*	*	---	*	*				*	*

English TAKS Results % Passing, Spring 2008: Students with Disabilities																	
239 Grade	Reading / ELA			Mathematics			Writing			Science			Social Studies			All Tests Taken	
	Scale Score	Passing Standard	Com-mend	Scale Score	Passing Standard	Com-mend	Scale Score	Passing Standard	Com-mend	Scale Score	Passing Standard	Com-mend	Scale Score	Passing Standard	Com-mend	Passing Standard	Com-mend
3	*		*	2087	57	0											
4	*		*	*		*	*		*							33	0
5	*		*	2164	86	0				*		*					
Total	---	33	0	---	72	6	---	*	*	---	*	*				33	0

Spanish TAKS Results % Passing, Spring 2009: Students with Disabilities														
239 Grade	Reading / ELA			Mathematics			Writing			Science			All Tests Taken	
	Scale Score	Passing Standard	Com-mend	Scale Score	Passing Standard	Com-mend	Scale Score	Passing Standard	Com-mend	Scale Score	Passing Standard	Com-mend	Passing Standard	Com-mend
3														
4	*		*	*		*							*	*
5														
Total	---	*	*	---	*	*							*	*

Neither Spanish TAKS nor TAKS-A was tested on the campus for this group in 2009.

* Fewer than 5 students tested

For grades and subjects with multiple test administrations, the first administration results are used.

English TAKS-Alternate Results % Passing, Spring 2009: Students with Disabilities

239 Grade	Reading / ELA			Mathematics			Writing			Science			Social Studies			All Tests Taken	
	Scale Score	Passing Standard	Com-mend	Scale Score	Passing Standard	Com-mend	Scale Score	Passing Standard	Com-mend	Scale Score	Passing Standard	Com-mend	Scale Score	Passing Standard	Com-mend	Passing Standard	Com-mend

English TAKS-Alt was not tested on the campus for this group in 2009.

English TAKS-Alternate Results % Passing, Spring 2008: Students with Disabilities

239 Grade	Reading / ELA			Mathematics			Writing			Science			Social Studies			All Tests Taken	
	Scale Score	Passing Standard	Com-mend	Scale Score	Passing Standard	Com-mend	Scale Score	Passing Standard	Com-mend	Scale Score	Passing Standard	Com-mend	Scale Score	Passing Standard	Com-mend	Passing Standard	Com-mend

English TAKS-Alt was not tested on the campus for this group in 2008.

English TAKS-Modified Results % Passing, Spring 2009: Students with Disabilities

239 Grade	Reading / ELA			Mathematics			Writing			Science			Social Studies			All Tests Taken	
	Scale Score	Passing Standard	Com-mend	Scale Score	Passing Standard	Com-mend	Scale Score	Passing Standard	Com-mend	Scale Score	Passing Standard	Com-mend	Scale Score	Passing Standard	Com-mend	Passing Standard	Com-mend
3	2179	88	0	2401	100	38											
4	2363	100	40	*	*	*		NSE									
5	2172	83	0	2453	100	50				2040	33	0					
Total	---	89	11	---	100	47	---			---	33	0					

English TAKS-Modified Results % Passing, Spring 2008: Students with Disabilities

239 Grade	Reading / ELA			Mathematics			Writing			Science			Social Studies			All Tests Taken	
	Scale Score	Passing Standard	Com-mend	Scale Score	Passing Standard	Com-mend	Scale Score	Passing Standard	Com-mend	Scale Score	Passing Standard	Com-mend	Scale Score	Passing Standard	Com-mend	Passing Standard	Com-mend
3	2302	83	33	*	*	*											
4	2135	60	0	*	*	*											
5	2339	100	50	*	*	*				2135	67	0					
Total	---	82	29	---	70	30				---	67	0					

NSE: No Standard Established

* Fewer than 5 students tested

For grades and subjects with multiple test administrations, the first administration results are used.

English TAKS Results % Passing, Spring 2009: Students with Disabilities																	
353 Grade	Reading / ELA			Mathematics			Writing			Science			Social Studies			All Tests Taken	
	Scale Score	Passing Standard	Com-mend	Scale Score	Passing Standard	Com-mend	Scale Score	Passing Standard	Com-mend	Scale Score	Passing Standard	Com-mend	Scale Score	Passing Standard	Com-mend	Passing Standard	Com-mend
3	*		*	*		*											
4																	
5																	
Total	---	*	*	---	*	*											

English TAKS Results % Passing, Spring 2008: Students with Disabilities																	
353 Grade	Reading / ELA			Mathematics			Writing			Science			Social Studies			All Tests Taken	
	Scale Score	Passing Standard	Com-mend	Scale Score	Passing Standard	Com-mend	Scale Score	Passing Standard	Com-mend	Scale Score	Passing Standard	Com-mend	Scale Score	Passing Standard	Com-mend	Passing Standard	Com-mend
3	*		*	*		*											
4																	
5	*	*	*	*	*	*				*	*	*					
Total	---	*	*	---	80	0				---	*	*					

Spanish TAKS Results % Passing, Spring 2009: Students with Disabilities														
353 Grade	Reading / ELA			Mathematics			Writing			Science			All Tests Taken	
	Scale Score	Passing Standard	Com-mend	Scale Score	Passing Standard	Com-mend	Scale Score	Passing Standard	Com-mend	Scale Score	Passing Standard	Com-mend	Passing Standard	Com-mend
Neither Spanish TAKS nor TAKS-A was tested on the campus for this group in 2009.														

Spanish TAKS Results % Passing, Spring 2008: Students with Disabilities														
353 Grade	Reading / ELA			Mathematics			Writing			Science			All Tests Taken	
	Scale Score	Passing Standard	Com-mend	Scale Score	Passing Standard	Com-mend	Scale Score	Passing Standard	Com-mend	Scale Score	Passing Standard	Com-mend	Passing Standard	Com-mend
Neither Spanish TAKS nor TAKS-A was tested on the campus for this group in 2008.														

* Fewer than 5 students tested

For grades and subjects with multiple test administrations, the first administration results are used.

English TAKS-Alternate Results % Passing, Spring 2009: Students with Disabilities																	
353 Grade	Reading / ELA			Mathematics			Writing			Science			Social Studies			All Tests Taken	
	Scale Score	Passing Standard	Com-mend	Scale Score	Passing Standard	Com-mend	Scale Score	Passing Standard	Com-mend	Scale Score	Passing Standard	Com-mend	Scale Score	Passing Standard	Com-mend	Passing Standard	Com-mend
3																	
4		*	*		*	*		*	*							*	0
5		*	*		*	*					*	*				*	0
Total		*	*		*	*		*	*		*	*				*	*

English TAKS-Alternate Results % Passing, Spring 2008: Students with Disabilities																	
353 Grade	Reading / ELA			Mathematics			Writing			Science			Social Studies			All Tests Taken	
	Scale Score	Passing Standard	Com-mend	Scale Score	Passing Standard	Com-mend	Scale Score	Passing Standard	Com-mend	Scale Score	Passing Standard	Com-mend	Scale Score	Passing Standard	Com-mend	Passing Standard	Com-mend
3		*	*		*	*										*	*
4		*	*		*	*		*	*							*	*
5																	
Total		*	*		*	*		*	*							*	*

English TAKS-Modified Results % Passing, Spring 2009: Students with Disabilities																	
353 Grade	Reading / ELA			Mathematics			Writing			Science			Social Studies			All Tests Taken	
	Scale Score	Passing Standard	Com-mend	Scale Score	Passing Standard	Com-mend	Scale Score	Passing Standard	Com-mend	Scale Score	Passing Standard	Com-mend	Scale Score	Passing Standard	Com-mend	Passing Standard	Com-mend
3	2210	80	20	2119	60	0											
4	2110	50	0	2159	67	17		NSE									
5	*	*	*	*	*	*				*	*	*					
Total	---	62	8	---	54	8	---			---	*	*					

English TAKS-Modified Results % Passing, Spring 2008: Students with Disabilities																	
353 Grade	Reading / ELA			Mathematics			Writing			Science			Social Studies			All Tests Taken	
	Scale Score	Passing Standard	Com-mend	Scale Score	Passing Standard	Com-mend	Scale Score	Passing Standard	Com-mend	Scale Score	Passing Standard	Com-mend	Scale Score	Passing Standard	Com-mend	Passing Standard	Com-mend
3	*	*	*	*	*	*											
4	*	*	*	*	*	*											
5	2328	100	29	2289	100	40				2034	40	0					
Total	---	86	21	---	58	17				---	40	0					

NSE: No Standard Established

* Fewer than 5 students tested

For grades and subjects with multiple test administrations, the first administration results are used.

English TAKS Results % Passing, Spring 2009: Students with Disabilities																	
163 Grade	Reading / ELA			Mathematics			Writing			Science			Social Studies			All Tests Taken	
	Scale Score	Passing Standard	Com-mend	Scale Score	Passing Standard	Com-mend	Scale Score	Passing Standard	Com-mend	Scale Score	Passing Standard	Com-mend	Scale Score	Passing Standard	Com-mend	Passing Standard	Com-mend
3																	
4	*	*	*	*	*	*										*	*
5				*	*	*											
Total	---	*	*	---	*	*										*	*

English TAKS Results % Passing, Spring 2008: Students with Disabilities																	
163 Grade	Reading / ELA			Mathematics			Writing			Science			Social Studies			All Tests Taken	
	Scale Score	Passing Standard	Com-mend	Scale Score	Passing Standard	Com-mend	Scale Score	Passing Standard	Com-mend	Scale Score	Passing Standard	Com-mend	Scale Score	Passing Standard	Com-mend	Passing Standard	Com-mend
3	*	*	*	*	*	*											
4	*	*	*	*	*	*	*	*	*							*	*
5	*	*	*	*	*	*				*	*	*					
Total	---	80	0	---	100	40	---	*	*	---	*	*				*	*

Spanish TAKS Results % Passing, Spring 2009: Students with Disabilities														
163 Grade	Reading / ELA			Mathematics			Writing			Science			All Tests Taken	
	Scale Score	Passing Standard	Com-mend	Scale Score	Passing Standard	Com-mend	Scale Score	Passing Standard	Com-mend	Scale Score	Passing Standard	Com-mend	Passing Standard	Com-mend
3	*	*	*	*	*	*								
4				*	*	*							*	*
5														
Total	---	*	*	---	*	*							*	*

Spanish TAKS Results % Passing, Spring 2008: Students with Disabilities														
163 Grade	Reading / ELA			Mathematics			Writing			Science			All Tests Taken	
	Scale Score	Passing Standard	Com-mend	Scale Score	Passing Standard	Com-mend	Scale Score	Passing Standard	Com-mend	Scale Score	Passing Standard	Com-mend	Passing Standard	Com-mend
3														
4							*	*	*				*	*
5														
Total							---	*	*				*	*

* Fewer than 5 students tested

For grades and subjects with multiple test administrations, the first administration results are used.

English TAKS-Alternate Results % Passing, Spring 2009: Students with Disabilities

163 Grade	Reading / ELA			Mathematics			Writing			Science			Social Studies			All Tests Taken	
	Scale Score	Passing Standard	Com-mend	Scale Score	Passing Standard	Com-mend	Scale Score	Passing Standard	Com-mend	Scale Score	Passing Standard	Com-mend	Scale Score	Passing Standard	Com-mend	Passing Standard	Com-mend

English TAKS-Alt was not tested on the campus for this group in 2009.

English TAKS-Alternate Results % Passing, Spring 2008: Students with Disabilities

163 Grade	Reading / ELA			Mathematics			Writing			Science			Social Studies			All Tests Taken	
	Scale Score	Passing Standard	Com-mend	Scale Score	Passing Standard	Com-mend	Scale Score	Passing Standard	Com-mend	Scale Score	Passing Standard	Com-mend	Scale Score	Passing Standard	Com-mend	Passing Standard	Com-mend

English TAKS-Alt was not tested on the campus for this group in 2008.

English TAKS-Modified Results % Passing, Spring 2009: Students with Disabilities

163 Grade	Reading / ELA			Mathematics			Writing			Science			Social Studies			All Tests Taken	
	Scale Score	Passing Standard	Com-mend	Scale Score	Passing Standard	Com-mend	Scale Score	Passing Standard	Com-mend	Scale Score	Passing Standard	Com-mend	Scale Score	Passing Standard	Com-mend	Passing Standard	Com-mend

3	*	*	*	*	*	*											
4	2279	89	11	2265	86	14		NSE									
5	*	*	*	*	*	*				*	*	*					
Total	---	81	19	---	85	23	---			---	*	*					

English TAKS-Modified Results % Passing, Spring 2008: Students with Disabilities

163 Grade	Reading / ELA			Mathematics			Writing			Science			Social Studies			All Tests Taken	
	Scale Score	Passing Standard	Com-mend	Scale Score	Passing Standard	Com-mend	Scale Score	Passing Standard	Com-mend	Scale Score	Passing Standard	Com-mend	Scale Score	Passing Standard	Com-mend	Passing Standard	Com-mend

3	2397	89	67	2313	90	30											
4	2241	89	0	2181	67	11											
5	2175	64	0	2130	50	10				2012	17	0					
Total	---	79	21	---	69	17				---	17	0					

NSE: No Standard Established

* Fewer than 5 students tested

For grades and subjects with multiple test administrations, the first administration results are used.

English TAKS Results % Passing, Spring 2009: Students with Disabilities																	
248 Grade	Reading / ELA			Mathematics			Writing			Science			Social Studies			All Tests Taken	
	Scale Score	Passing Standard	Com-mend	Scale Score	Passing Standard	Com-mend	Scale Score	Passing Standard	Com-mend	Scale Score	Passing Standard	Com-mend	Scale Score	Passing Standard	Com-mend	Passing Standard	Com-mend
3	*	*	*	*	*	*											
4	*	*	*	*	*	*	*	*	*							*	*
5	*	*	*	*	*	*				*	*	*					
Total	---	100	25	---	100	50	---	*	*	---	*	*				*	*

English TAKS Results % Passing, Spring 2008: Students with Disabilities																	
248 Grade	Reading / ELA			Mathematics			Writing			Science			Social Studies			All Tests Taken	
	Scale Score	Passing Standard	Com-mend	Scale Score	Passing Standard	Com-mend	Scale Score	Passing Standard	Com-mend	Scale Score	Passing Standard	Com-mend	Scale Score	Passing Standard	Com-mend	Passing Standard	Com-mend
3	*	*	*	*	*	*											
4	*	*	*	*	*	*	*	*	*							40	0
5	*	*	*	*	*	*				*	*	*					
Total	---	80	40	---	80	0	---	*	*	---	*	*				40	0

Spanish TAKS Results % Passing, Spring 2009: Students with Disabilities														
248 Grade	Reading / ELA			Mathematics			Writing			Science			All Tests Taken	
	Scale Score	Passing Standard	Com-mend	Scale Score	Passing Standard	Com-mend	Scale Score	Passing Standard	Com-mend	Scale Score	Passing Standard	Com-mend	Passing Standard	Com-mend
3	2124	33	17	2040	50	17								
4														
5														
Total	---	33	17	---	50	17								

Spanish TAKS Results % Passing, Spring 2008: Students with Disabilities														
248 Grade	Reading / ELA			Mathematics			Writing			Science			All Tests Taken	
	Scale Score	Passing Standard	Com-mend	Scale Score	Passing Standard	Com-mend	Scale Score	Passing Standard	Com-mend	Scale Score	Passing Standard	Com-mend	Passing Standard	Com-mend
3														
4	*	*	*	*	*	*	*	*	*				*	*
5														
Total	---	*	*	---	*	*	---	*	*				*	*

* Fewer than 5 students tested

For grades and subjects with multiple test administrations, the first administration results are used.

English TAKS-Alternate Results % Passing, Spring 2009: Students with Disabilities

248 Grade	Reading / ELA			Mathematics			Writing			Science			Social Studies			All Tests Taken	
	Scale Score	Passing Standard	Com-mend	Scale Score	Passing Standard	Com-mend	Scale Score	Passing Standard	Com-mend	Scale Score	Passing Standard	Com-mend	Scale Score	Passing Standard	Com-mend	Passing Standard	Com-mend
3																	
4		*	*		*	*		*	*							*	0
5		*	*		*	*					*	*				*	*
Total		*	*		*	*		*	*		*	*				*	*

English TAKS-Alternate Results % Passing, Spring 2008: Students with Disabilities

248 Grade	Reading / ELA			Mathematics			Writing			Science			Social Studies			All Tests Taken	
	Scale Score	Passing Standard	Com-mend	Scale Score	Passing Standard	Com-mend	Scale Score	Passing Standard	Com-mend	Scale Score	Passing Standard	Com-mend	Scale Score	Passing Standard	Com-mend	Passing Standard	Com-mend
3																	
4		*	*		*	*		*	*							*	*
5		*	*		*	*					*	*				*	*
Total		*	*		*	*		*	*		*	*				*	*

English TAKS-Modified Results % Passing, Spring 2009: Students with Disabilities

248 Grade	Reading / ELA			Mathematics			Writing			Science			Social Studies			All Tests Taken	
	Scale Score	Passing Standard	Com-mend	Scale Score	Passing Standard	Com-mend	Scale Score	Passing Standard	Com-mend	Scale Score	Passing Standard	Com-mend	Scale Score	Passing Standard	Com-mend	Passing Standard	Com-mend
3	2136	70	0	2218	78	22											
4	*	*	*	*	*	*		NSE									
5	2212	88	13	2280	71	29				2090	29	14					
Total	---	77	5	---	75	20	---			---	29	14					

English TAKS-Modified Results % Passing, Spring 2008: Students with Disabilities

248 Grade	Reading / ELA			Mathematics			Writing			Science			Social Studies			All Tests Taken	
	Scale Score	Passing Standard	Com-mend	Scale Score	Passing Standard	Com-mend	Scale Score	Passing Standard	Com-mend	Scale Score	Passing Standard	Com-mend	Scale Score	Passing Standard	Com-mend	Passing Standard	Com-mend
3	2150	80	0	2198	80	20											
4	2112	78	0	2144	67	0											
5	2162	83	0	2275	100	0				2015	33	0					
Total	---	80	0	---	79	5				---	33	0					

NSE: No Standard Established

* Fewer than 5 students tested

For grades and subjects with multiple test administrations, the first administration results are used.

English TAKS Results % Passing, Spring 2009: Students with Disabilities																	
374 Grade	Reading / ELA			Mathematics			Writing			Science			Social Studies			All Tests Taken	
	Scale Score	Passing Standard	Com-mend	Scale Score	Passing Standard	Com-mend	Scale Score	Passing Standard	Com-mend	Scale Score	Passing Standard	Com-mend	Scale Score	Passing Standard	Com-mend	Passing Standard	Com-mend
3	*	*	*	*	*	*											
4	*	*	*	*	*	*	*	*	*							*	*
5	*	*	*	*	*	*				*	*	*					
Total	---	33	0	---	67	17	---	*	*	---	*	*				*	*

English TAKS Results % Passing, Spring 2008: Students with Disabilities																	
374 Grade	Reading / ELA			Mathematics			Writing			Science			Social Studies			All Tests Taken	
	Scale Score	Passing Standard	Com-mend	Scale Score	Passing Standard	Com-mend	Scale Score	Passing Standard	Com-mend	Scale Score	Passing Standard	Com-mend	Scale Score	Passing Standard	Com-mend	Passing Standard	Com-mend
3	2057	38	0	2062	38	0											
4	*	*	*	*	*	*	2057	27	9							18	0
5	1985	27	0	*	*	*				*	*	*					
Total	---	33	0	---	64	7	---	27	9	---	*	*				18	0

Spanish TAKS Results % Passing, Spring 2009: Students with Disabilities														
374 Grade	Reading / ELA			Mathematics			Writing			Science			All Tests Taken	
	Scale Score	Passing Standard	Com-mend	Scale Score	Passing Standard	Com-mend	Scale Score	Passing Standard	Com-mend	Scale Score	Passing Standard	Com-mend	Passing Standard	Com-mend
3	*	*	*	*	*	*								
4														
5														
Total	---	*	*	---	*	*								

Spanish TAKS Results % Passing, Spring 2008: Students with Disabilities														
374 Grade	Reading / ELA			Mathematics			Writing			Science			All Tests Taken	
	Scale Score	Passing Standard	Com-mend	Scale Score	Passing Standard	Com-mend	Scale Score	Passing Standard	Com-mend	Scale Score	Passing Standard	Com-mend	Passing Standard	Com-mend
3	*	*	*	*	*	*								
4														
5														
Total	---	*	*	---	*	*								

* Fewer than 5 students tested

For grades and subjects with multiple test administrations, the first administration results are used.

English TAKS-Alternate Results % Passing, Spring 2009: Students with Disabilities

374 Grade	Reading / ELA			Mathematics			Writing			Science			Social Studies			All Tests Taken	
	Scale Score	Passing Standard	Com-mend	Scale Score	Passing Standard	Com-mend	Scale Score	Passing Standard	Com-mend	Scale Score	Passing Standard	Com-mend	Scale Score	Passing Standard	Com-mend	Passing Standard	Com-mend
3		*	*		*	*										*	0
4		*	*		*	*		*	*							*	*
5																	
Total		*	*		*	*		*	*							*	*

English TAKS-Alternate Results % Passing, Spring 2008: Students with Disabilities

374 Grade	Reading / ELA			Mathematics			Writing			Science			Social Studies			All Tests Taken	
	Scale Score	Passing Standard	Com-mend	Scale Score	Passing Standard	Com-mend	Scale Score	Passing Standard	Com-mend	Scale Score	Passing Standard	Com-mend	Scale Score	Passing Standard	Com-mend	Passing Standard	Com-mend
3		*	*		*	*										*	*
4		*	*		*	*		*	*							*	*
5		*	*		*	*					*	*				*	*
Total		*	*		*	*		*	*		*	*				*	*

English TAKS-Modified Results % Passing, Spring 2009: Students with Disabilities

374 Grade	Reading / ELA			Mathematics			Writing			Science			Social Studies			All Tests Taken	
	Scale Score	Passing Standard	Com-mend	Scale Score	Passing Standard	Com-mend	Scale Score	Passing Standard	Com-mend	Scale Score	Passing Standard	Com-mend	Scale Score	Passing Standard	Com-mend	Passing Standard	Com-mend
3	2139	83	0	2077	40	0											
4	2164	83	0	2249	100	0		NSE									
5	2174	73	7	2158	57	14				1996	27	0					
Total	---	78	4	---	64	8	---			---	27	0					

English TAKS-Modified Results % Passing, Spring 2008: Students with Disabilities

374 Grade	Reading / ELA			Mathematics			Writing			Science			Social Studies			All Tests Taken	
	Scale Score	Passing Standard	Com-mend	Scale Score	Passing Standard	Com-mend	Scale Score	Passing Standard	Com-mend	Scale Score	Passing Standard	Com-mend	Scale Score	Passing Standard	Com-mend	Passing Standard	Com-mend
3	*	*	*	*	*	*											
4	2181	80	20	2126	67	11											
5	*	*	*	2175	70	10				1944	55	0					
Total	---	77	15	---	71	10				---	55	0					

NSE: No Standard Established

* Fewer than 5 students tested

For grades and subjects with multiple test administrations, the first administration results are used.

English TAKS Results % Passing, Spring 2009: Students with Disabilities																	
285 Grade	Reading / ELA			Mathematics			Writing			Science			Social Studies			All Tests Taken	
	Scale Score	Passing Standard	Com-mend	Scale Score	Passing Standard	Com-mend	Scale Score	Passing Standard	Com-mend	Scale Score	Passing Standard	Com-mend	Scale Score	Passing Standard	Com-mend	Passing Standard	Com-mend
3	*	*	*	2123	57	14											
4	*	*	*	2210	67	17	2335	86	14							63	13
5	2231	80	40	2280	89	44				2468	100	50					
Total	---	89	44	---	73	27	---	86	14	---	100	50				63	13

English TAKS Results % Passing, Spring 2008: Students with Disabilities																	
285 Grade	Reading / ELA			Mathematics			Writing			Science			Social Studies			All Tests Taken	
	Scale Score	Passing Standard	Com-mend	Scale Score	Passing Standard	Com-mend	Scale Score	Passing Standard	Com-mend	Scale Score	Passing Standard	Com-mend	Scale Score	Passing Standard	Com-mend	Passing Standard	Com-mend
3	*	*	*	*	*	*											
4	2232	80	20	2142	57	14	2242	83	0							57	0
5	*	*	*	*	*	*				*	*	*					
Total	---	67	22	---	54	15	---	83	0	---	*	*				57	0

Spanish TAKS Results % Passing, Spring 2009: Students with Disabilities														
285 Grade	Reading / ELA			Mathematics			Writing			Science			All Tests Taken	
	Scale Score	Passing Standard	Com-mend	Scale Score	Passing Standard	Com-mend	Scale Score	Passing Standard	Com-mend	Scale Score	Passing Standard	Com-mend	Passing Standard	Com-mend
Neither Spanish TAKS nor TAKS-A was tested on the campus for this group in 2009.														

Spanish TAKS Results % Passing, Spring 2008: Students with Disabilities														
285 Grade	Reading / ELA			Mathematics			Writing			Science			All Tests Taken	
	Scale Score	Passing Standard	Com-mend	Scale Score	Passing Standard	Com-mend	Scale Score	Passing Standard	Com-mend	Scale Score	Passing Standard	Com-mend	Passing Standard	Com-mend
Neither Spanish TAKS nor TAKS-A was tested on the campus for this group in 2008.														

* Fewer than 5 students tested

For grades and subjects with multiple test administrations, the first administration results are used.

English TAKS-Alternate Results % Passing, Spring 2009: Students with Disabilities

285 Grade	Reading / ELA			Mathematics			Writing			Science			Social Studies			All Tests Taken	
	Scale Score	Passing Standard	Com-mend	Scale Score	Passing Standard	Com-mend	Scale Score	Passing Standard	Com-mend	Scale Score	Passing Standard	Com-mend	Scale Score	Passing Standard	Com-mend	Passing Standard	Com-mend

English TAKS-Alt was not tested on the campus for this group in 2009.

English TAKS-Alternate Results % Passing, Spring 2008: Students with Disabilities

285 Grade	Reading / ELA			Mathematics			Writing			Science			Social Studies			All Tests Taken	
	Scale Score	Passing Standard	Com-mend	Scale Score	Passing Standard	Com-mend	Scale Score	Passing Standard	Com-mend	Scale Score	Passing Standard	Com-mend	Scale Score	Passing Standard	Com-mend	Passing Standard	Com-mend

English TAKS-Alt was not tested on the campus for this group in 2008.

English TAKS-Modified Results % Passing, Spring 2009: Students with Disabilities

285 Grade	Reading / ELA			Mathematics			Writing			Science			Social Studies			All Tests Taken	
	Scale Score	Passing Standard	Com-mend	Scale Score	Passing Standard	Com-mend	Scale Score	Passing Standard	Com-mend	Scale Score	Passing Standard	Com-mend	Scale Score	Passing Standard	Com-mend	Passing Standard	Com-mend
3	*	*	*	*	*	*											
4	2280	88	25	2325	100	20		NSE									
5	2335	100	23	2626	100	89				2264	92	23					
Total	---	96	32	---	100	67	---			---	92	23					

English TAKS-Modified Results % Passing, Spring 2008: Students with Disabilities

285 Grade	Reading / ELA			Mathematics			Writing			Science			Social Studies			All Tests Taken	
	Scale Score	Passing Standard	Com-mend	Scale Score	Passing Standard	Com-mend	Scale Score	Passing Standard	Com-mend	Scale Score	Passing Standard	Com-mend	Scale Score	Passing Standard	Com-mend	Passing Standard	Com-mend
3	*	*	*	2242	80	20											
4	2299	82	18	2323	100	29											
5	2287	75	25	2256	57	29				2004	25	13					
Total	---	83	17	---	79	26				---	25	13					

NSE: No Standard Established

* Fewer than 5 students tested

For grades and subjects with multiple test administrations, the first administration results are used.

English TAKS Results % Passing, Spring 2009: Students with Disabilities																	
253 Grade	Reading / ELA			Mathematics			Writing			Science			Social Studies			All Tests Taken	
	Scale Score	Passing Standard	Com-mend	Scale Score	Passing Standard	Com-mend	Scale Score	Passing Standard	Com-mend	Scale Score	Passing Standard	Com-mend	Scale Score	Passing Standard	Com-mend	Passing Standard	Com-mend
3	*	*	*	2493	100	60											
4	*	*	*	*	*	*	*	*	*							*	*
5	*	*	*	2046	40	0				*	*	*					
Total	---	33	0	---	62	23	---	*	*	---	*	*				*	*

English TAKS Results % Passing, Spring 2008: Students with Disabilities																	
253 Grade	Reading / ELA			Mathematics			Writing			Science			Social Studies			All Tests Taken	
	Scale Score	Passing Standard	Com-mend	Scale Score	Passing Standard	Com-mend	Scale Score	Passing Standard	Com-mend	Scale Score	Passing Standard	Com-mend	Scale Score	Passing Standard	Com-mend	Passing Standard	Com-mend
3	*	*	*	2065	50	0											
4	2102	50	0	2040	40	0	2165	71	14							33	0
5	*	*	*	1994	40	0				*	*	*					
Total	---	58	0	---	43	0	---	71	14	---	*	*				33	0

Spanish TAKS Results % Passing, Spring 2009: Students with Disabilities														
253 Grade	Reading / ELA			Mathematics			Writing			Science			All Tests Taken	
	Scale Score	Passing Standard	Com-mend	Scale Score	Passing Standard	Com-mend	Scale Score	Passing Standard	Com-mend	Scale Score	Passing Standard	Com-mend	Passing Standard	Com-mend
Neither Spanish TAKS nor TAKS-A was tested on the campus for this group in 2009.														

Spanish TAKS Results % Passing, Spring 2008: Students with Disabilities														
253 Grade	Reading / ELA			Mathematics			Writing			Science			All Tests Taken	
	Scale Score	Passing Standard	Com-mend	Scale Score	Passing Standard	Com-mend	Scale Score	Passing Standard	Com-mend	Scale Score	Passing Standard	Com-mend	Passing Standard	Com-mend
Neither Spanish TAKS nor TAKS-A was tested on the campus for this group in 2008.														

* Fewer than 5 students tested

For grades and subjects with multiple test administrations, the first administration results are used.

English TAKS-Alternate Results % Passing, Spring 2009: Students with Disabilities

253 Grade	Reading / ELA			Mathematics			Writing			Science			Social Studies			All Tests Taken	
	Scale Score	Passing Standard	Com-mend	Scale Score	Passing Standard	Com-mend	Scale Score	Passing Standard	Com-mend	Scale Score	Passing Standard	Com-mend	Scale Score	Passing Standard	Com-mend	Passing Standard	Com-mend

English TAKS-Alt was not tested on the campus for this group in 2009.

English TAKS-Alternate Results % Passing, Spring 2008: Students with Disabilities

253 Grade	Reading / ELA			Mathematics			Writing			Science			Social Studies			All Tests Taken	
	Scale Score	Passing Standard	Com-mend	Scale Score	Passing Standard	Com-mend	Scale Score	Passing Standard	Com-mend	Scale Score	Passing Standard	Com-mend	Scale Score	Passing Standard	Com-mend	Passing Standard	Com-mend

English TAKS-Alt was not tested on the campus for this group in 2008.

English TAKS-Modified Results % Passing, Spring 2009: Students with Disabilities

253 Grade	Reading / ELA			Mathematics			Writing			Science			Social Studies			All Tests Taken	
	Scale Score	Passing Standard	Com-mend	Scale Score	Passing Standard	Com-mend	Scale Score	Passing Standard	Com-mend	Scale Score	Passing Standard	Com-mend	Scale Score	Passing Standard	Com-mend	Passing Standard	Com-mend
3	2329	88	25	2335	75	38											
4	2233	100	20	2208	80	20		NSE									
5	2307	89	33	2265	86	43				2046	22	11					
Total	---	91	27	---	80	35	---			---	22	11					

English TAKS-Modified Results % Passing, Spring 2008: Students with Disabilities

253 Grade	Reading / ELA			Mathematics			Writing			Science			Social Studies			All Tests Taken	
	Scale Score	Passing Standard	Com-mend	Scale Score	Passing Standard	Com-mend	Scale Score	Passing Standard	Com-mend	Scale Score	Passing Standard	Com-mend	Scale Score	Passing Standard	Com-mend	Passing Standard	Com-mend
3	2237	71	29	*	*	*											
4	2234	67	17	1991	22	0											
5	2204	70	10	2087	44	0				1969	17	0					
Total	---	69	17	---	33	0				---	17	0					

NSE: No Standard Established

* Fewer than 5 students tested

For grades and subjects with multiple test administrations, the first administration results are used.

English TAKS Results % Passing, Spring 2009: Students with Disabilities																	
267 Grade	Reading / ELA			Mathematics			Writing			Science			Social Studies			All Tests Taken	
	Scale Score	Passing Standard	Com-mend	Scale Score	Passing Standard	Com-mend	Scale Score	Passing Standard	Com-mend	Scale Score	Passing Standard	Com-mend	Scale Score	Passing Standard	Com-mend	Passing Standard	Com-mend
3	*	*	*	*	*	*											
4	*	*	*	2143	60	0	*	*	*							67	0
5	*	*	*	2135	67	0				*	*	*					
Total	---	100	38	---	67	0	---	*	*	---	*	*				67	0

English TAKS Results % Passing, Spring 2008: Students with Disabilities																	
267 Grade	Reading / ELA			Mathematics			Writing			Science			Social Studies			All Tests Taken	
	Scale Score	Passing Standard	Com-mend	Scale Score	Passing Standard	Com-mend	Scale Score	Passing Standard	Com-mend	Scale Score	Passing Standard	Com-mend	Scale Score	Passing Standard	Com-mend	Passing Standard	Com-mend
3	*	*	*	2062	20	20											
4	*	*	*	2297	100	20	*	*	*							100	0
5	*	*	*	*	*	*				*	*	*					
Total	---	100	27	---	58	17	---	*	*	---	*	*				100	0

Spanish TAKS Results % Passing, Spring 2009: Students with Disabilities														
267 Grade	Reading / ELA			Mathematics			Writing			Science			All Tests Taken	
	Scale Score	Passing Standard	Com-mend	Scale Score	Passing Standard	Com-mend	Scale Score	Passing Standard	Com-mend	Scale Score	Passing Standard	Com-mend	Passing Standard	Com-mend
Neither Spanish TAKS nor TAKS-A was tested on the campus for this group in 2009.														

Spanish TAKS Results % Passing, Spring 2008: Students with Disabilities														
267 Grade	Reading / ELA			Mathematics			Writing			Science			All Tests Taken	
	Scale Score	Passing Standard	Com-mend	Scale Score	Passing Standard	Com-mend	Scale Score	Passing Standard	Com-mend	Scale Score	Passing Standard	Com-mend	Passing Standard	Com-mend
3	*	*	*	*	*	*								
4														
5														
Total	---	*	*	---	*	*								

* Fewer than 5 students tested

For grades and subjects with multiple test administrations, the first administration results are used.

English TAKS-Alternate Results % Passing, Spring 2009: Students with Disabilities

267 Grade	Reading / ELA			Mathematics			Writing			Science			Social Studies			All Tests Taken	
	Scale Score	Passing Standard	Com-mend	Scale Score	Passing Standard	Com-mend	Scale Score	Passing Standard	Com-mend	Scale Score	Passing Standard	Com-mend	Scale Score	Passing Standard	Com-mend	Passing Standard	Com-mend
3																	
4																	
5		*	*		*	*					*	*				*	*
Total		*	*		*	*					*	*				*	*

English TAKS-Alternate Results % Passing, Spring 2008: Students with Disabilities

267 Grade	Reading / ELA			Mathematics			Writing			Science			Social Studies			All Tests Taken	
	Scale Score	Passing Standard	Com-mend	Scale Score	Passing Standard	Com-mend	Scale Score	Passing Standard	Com-mend	Scale Score	Passing Standard	Com-mend	Scale Score	Passing Standard	Com-mend	Passing Standard	Com-mend
3																	
4		*	*		*	*		*	*							*	*
5		*	*		*	*					*	*				*	*
Total		*	*		*	*		*	*		*	*				*	*

English TAKS-Modified Results % Passing, Spring 2009: Students with Disabilities

267 Grade	Reading / ELA			Mathematics			Writing			Science			Social Studies			All Tests Taken	
	Scale Score	Passing Standard	Com-mend	Scale Score	Passing Standard	Com-mend	Scale Score	Passing Standard	Com-mend	Scale Score	Passing Standard	Com-mend	Scale Score	Passing Standard	Com-mend	Passing Standard	Com-mend
3	2263	80	20	2238	88	25											
4	2206	80	0	2240	80	7		NSE									
5	2242	73	27	2190	63	13				2008	36	0					
Total	---	77	13	---	77	13	---			---	36	0					

English TAKS-Modified Results % Passing, Spring 2008: Students with Disabilities

267 Grade	Reading / ELA			Mathematics			Writing			Science			Social Studies			All Tests Taken	
	Scale Score	Passing Standard	Com-mend	Scale Score	Passing Standard	Com-mend	Scale Score	Passing Standard	Com-mend	Scale Score	Passing Standard	Com-mend	Scale Score	Passing Standard	Com-mend	Passing Standard	Com-mend
3	2270	90	10	2224	89	22											
4	2203	75	0	2205	70	20											
5	2250	75	33	2166	75	6				1964	38	0					
Total	---	79	15	---	77	14				---	38	0					

NSE: No Standard Established

* Fewer than 5 students tested

For grades and subjects with multiple test administrations, the first administration results are used.

English TAKS Results % Passing, Spring 2009: Students with Disabilities																	
344 Grade	Reading / ELA			Mathematics			Writing			Science			Social Studies			All Tests Taken	
	Scale Score	Passing Standard	Com-mend	Scale Score	Passing Standard	Com-mend	Scale Score	Passing Standard	Com-mend	Scale Score	Passing Standard	Com-mend	Scale Score	Passing Standard	Com-mend	Passing Standard	Com-mend
6	*		*	*		*										*	*
7	*		*	*		*	*		*							*	*
8																	
Total	---		*	---		*	---		*							*	*

English TAKS Results % Passing, Spring 2008: Students with Disabilities																	
344 Grade	Reading / ELA			Mathematics			Writing			Science			Social Studies			All Tests Taken	
	Scale Score	Passing Standard	Com-mend	Scale Score	Passing Standard	Com-mend	Scale Score	Passing Standard	Com-mend	Scale Score	Passing Standard	Com-mend	Scale Score	Passing Standard	Com-mend	Passing Standard	Com-mend
6	*		*	*		*										*	*
7																	
8																	
Total	---		*	---		*										*	*

Spanish TAKS Results % Passing, Spring 2009: Students with Disabilities														
344 Grade	Reading / ELA			Mathematics			Writing			Science			All Tests Taken	
	Scale Score	Passing Standard	Com-mend	Scale Score	Passing Standard	Com-mend	Scale Score	Passing Standard	Com-mend	Scale Score	Passing Standard	Com-mend	Passing Standard	Com-mend
Neither Spanish TAKS nor TAKS-A was tested on the campus for this group in 2009.														

Spanish TAKS Results % Passing, Spring 2008: Students with Disabilities														
344 Grade	Reading / ELA			Mathematics			Writing			Science			All Tests Taken	
	Scale Score	Passing Standard	Com-mend	Scale Score	Passing Standard	Com-mend	Scale Score	Passing Standard	Com-mend	Scale Score	Passing Standard	Com-mend	Passing Standard	Com-mend
Neither Spanish TAKS nor TAKS-A was tested on the campus for this group in 2008.														

* Fewer than 5 students tested

For grades and subjects with multiple test administrations, the first administration results are used.

English TAKS-Alternate Results % Passing, Spring 2009: Students with Disabilities																	
344 Grade	Reading / ELA			Mathematics			Writing			Science			Social Studies			All Tests Taken	
	Scale Score	Passing Standard	Com-mend	Scale Score	Passing Standard	Com-mend	Scale Score	Passing Standard	Com-mend	Scale Score	Passing Standard	Com-mend	Scale Score	Passing Standard	Com-mend	Passing Standard	Com-mend
English TAKS-Alt was not tested on the campus for this group in 2009.																	

English TAKS-Alternate Results % Passing, Spring 2008: Students with Disabilities																	
344 Grade	Reading / ELA			Mathematics			Writing			Science			Social Studies			All Tests Taken	
	Scale Score	Passing Standard	Com-mend	Scale Score	Passing Standard	Com-mend	Scale Score	Passing Standard	Com-mend	Scale Score	Passing Standard	Com-mend	Scale Score	Passing Standard	Com-mend	Passing Standard	Com-mend
English TAKS-Alt was not tested on the campus for this group in 2008.																	

English TAKS-Modified Results % Passing, Spring 2009: Students with Disabilities																	
344 Grade	Reading / ELA			Mathematics			Writing			Science			Social Studies			All Tests Taken	
	Scale Score	Passing Standard	Com-mend	Scale Score	Passing Standard	Com-mend	Scale Score	Passing Standard	Com-mend	Scale Score	Passing Standard	Com-mend	Scale Score	Passing Standard	Com-mend	Passing Standard	Com-mend
English TAKS-M was not tested on the campus for this group in 2009.																	

English TAKS-Modified Results % Passing, Spring 2008: Students with Disabilities																	
344 Grade	Reading / ELA			Mathematics			Writing			Science			Social Studies			All Tests Taken	
	Scale Score	Passing Standard	Com-mend	Scale Score	Passing Standard	Com-mend	Scale Score	Passing Standard	Com-mend	Scale Score	Passing Standard	Com-mend	Scale Score	Passing Standard	Com-mend	Passing Standard	Com-mend
English TAKS-M was not tested on the campus for this group in 2008.																	

NSE: No Standard Established

* Fewer than 5 students tested

For grades and subjects with multiple test administrations, the first administration results are used.

English TAKS Results % Passing, Spring 2009: Students with Disabilities																	
72 Grade	Reading / ELA			Mathematics			Writing			Science			Social Studies			All Tests Taken	
	Scale Score	Passing Standard	Com-mend	Scale Score	Passing Standard	Com-mend	Scale Score	Passing Standard	Com-mend	Scale Score	Passing Standard	Com-mend	Scale Score	Passing Standard	Com-mend	Passing Standard	Com-mend
6	*	*	*	1964	20	0										20	0
7	2035	20	0	1981	0	0	2106	60	0							0	0
8	2116	62	8	2012	24	0				1975	30	0	2140	67	0		
Total	---	45	5	---	17	0	---	60	0	---	30	0	---	67	0	11	0

English TAKS Results % Passing, Spring 2008: Students with Disabilities																	
72 Grade	Reading / ELA			Mathematics			Writing			Science			Social Studies			All Tests Taken	
	Scale Score	Passing Standard	Com-mend	Scale Score	Passing Standard	Com-mend	Scale Score	Passing Standard	Com-mend	Scale Score	Passing Standard	Com-mend	Scale Score	Passing Standard	Com-mend	Passing Standard	Com-mend
6	1918	18	0	1881	0	0										0	0
7	2044	38	0	1948	8	0	2028	21	0							0	0
8	2061	58	0	1949	9	0				1939	17	0	2099	43	4		
Total	---	42	0	---	6	0	---	21	0	---	17	0	---	43	4	0	0

Spanish TAKS Results % Passing, Spring 2009: Students with Disabilities														
72 Grade	Reading / ELA			Mathematics			Writing			Science			All Tests Taken	
	Scale Score	Passing Standard	Com-mend	Scale Score	Passing Standard	Com-mend	Scale Score	Passing Standard	Com-mend	Scale Score	Passing Standard	Com-mend	Passing Standard	Com-mend
Neither Spanish TAKS nor TAKS-A was tested on the campus for this group in 2009.														

Spanish TAKS Results % Passing, Spring 2008: Students with Disabilities														
72 Grade	Reading / ELA			Mathematics			Writing			Science			All Tests Taken	
	Scale Score	Passing Standard	Com-mend	Scale Score	Passing Standard	Com-mend	Scale Score	Passing Standard	Com-mend	Scale Score	Passing Standard	Com-mend	Passing Standard	Com-mend
Neither Spanish TAKS nor TAKS-A was tested on the campus for this group in 2008.														

* Fewer than 5 students tested

For grades and subjects with multiple test administrations, the first administration results are used.

English TAKS-Alternate Results % Passing, Spring 2009: Students with Disabilities																	
72 Grade	Reading / ELA			Mathematics			Writing			Science			Social Studies			All Tests Taken	
	Scale Score	Passing Standard	Com-mend	Scale Score	Passing Standard	Com-mend	Scale Score	Passing Standard	Com-mend	Scale Score	Passing Standard	Com-mend	Scale Score	Passing Standard	Com-mend	Passing Standard	Com-mend
6		*	*		*	*										*	0
7		*	*		*	*		*	*							*	0
8																	
Total		*	*		*	*		*	*							*	*

English TAKS-Alternate Results % Passing, Spring 2008: Students with Disabilities																	
72 Grade	Reading / ELA			Mathematics			Writing			Science			Social Studies			All Tests Taken	
	Scale Score	Passing Standard	Com-mend	Scale Score	Passing Standard	Com-mend	Scale Score	Passing Standard	Com-mend	Scale Score	Passing Standard	Com-mend	Scale Score	Passing Standard	Com-mend	Passing Standard	Com-mend
6																	
7																	
8		*	*		*	*					*	*		*	*	*	*
Total		*	*		*	*					*	*		*	*	*	*

English TAKS-Modified Results % Passing, Spring 2009: Students with Disabilities																	
72 Grade	Reading / ELA			Mathematics			Writing			Science			Social Studies			All Tests Taken	
	Scale Score	Passing Standard	Com-mend	Scale Score	Passing Standard	Com-mend	Scale Score	Passing Standard	Com-mend	Scale Score	Passing Standard	Com-mend	Scale Score	Passing Standard	Com-mend	Passing Standard	Com-mend
6	2174	72	9	2084	47	3											
7	2219	71	29	2225	72	22		NSE									
8	2171	64	12	2084	50	0				2041	30	4		NSE			
Total	---	70	14	---	54	7	---			---	30	4	---				

English TAKS-Modified Results % Passing, Spring 2008: Students with Disabilities																	
72 Grade	Reading / ELA			Mathematics			Writing			Science			Social Studies			All Tests Taken	
	Scale Score	Passing Standard	Com-mend	Scale Score	Passing Standard	Com-mend	Scale Score	Passing Standard	Com-mend	Scale Score	Passing Standard	Com-mend	Scale Score	Passing Standard	Com-mend	Passing Standard	Com-mend
6	2183	69	4	2107	62	0											
7	2172	63	7	2125	59	10											
8	2205	83	13	2072	35	0				2068	41	5					
Total	---	71	8	---	53	4				---	41	5					

NSE: No Standard Established

* Fewer than 5 students tested

For grades and subjects with multiple test administrations, the first administration results are used.

English TAKS Results % Passing, Spring 2009: Students with Disabilities																	
68 Grade	Reading / ELA			Mathematics			Writing			Science			Social Studies			All Tests Taken	
	Scale Score	Passing Standard	Com-mend	Scale Score	Passing Standard	Com-mend	Scale Score	Passing Standard	Com-mend	Scale Score	Passing Standard	Com-mend	Scale Score	Passing Standard	Com-mend	Passing Standard	Com-mend
6	2255	83	17	2043	25	8										31	8
7	2049	40	0	2107	57	0	2131	60	0							43	0
8	2148	73	0	1956	7	0				1991	25	0	2107	63	0		
Total	---	72	6	---	24	3	---	60	0	---	25	0	---	63	0	35	5

English TAKS Results % Passing, Spring 2008: Students with Disabilities																	
68 Grade	Reading / ELA			Mathematics			Writing			Science			Social Studies			All Tests Taken	
	Scale Score	Passing Standard	Com-mend	Scale Score	Passing Standard	Com-mend	Scale Score	Passing Standard	Com-mend	Scale Score	Passing Standard	Com-mend	Scale Score	Passing Standard	Com-mend	Passing Standard	Com-mend
6	2228	71	29	2148	57	14										43	14
7	2067	53	0	2052	40	0	2130	50	11							28	0
8	2182	88	13	2010	25	0				2008	43	0	2194	86	0		
Total	---	67	10	---	40	3	---	50	11	---	43	0	---	86	0	32	4

Spanish TAKS Results % Passing, Spring 2009: Students with Disabilities														
68 Grade	Reading / ELA			Mathematics			Writing			Science			All Tests Taken	
	Scale Score	Passing Standard	Com-mend	Scale Score	Passing Standard	Com-mend	Scale Score	Passing Standard	Com-mend	Scale Score	Passing Standard	Com-mend	Passing Standard	Com-mend
Neither Spanish TAKS nor TAKS-A was tested on the campus for this group in 2009.														

Spanish TAKS Results % Passing, Spring 2008: Students with Disabilities														
68 Grade	Reading / ELA			Mathematics			Writing			Science			All Tests Taken	
	Scale Score	Passing Standard	Com-mend	Scale Score	Passing Standard	Com-mend	Scale Score	Passing Standard	Com-mend	Scale Score	Passing Standard	Com-mend	Passing Standard	Com-mend
Neither Spanish TAKS nor TAKS-A was tested on the campus for this group in 2008.														

* Fewer than 5 students tested

For grades and subjects with multiple test administrations, the first administration results are used.

English TAKS-Alternate Results % Passing, Spring 2009: Students with Disabilities																	
68 Grade	Reading / ELA			Mathematics			Writing			Science			Social Studies			All Tests Taken	
	Scale Score	Passing Standard	Com-mend	Scale Score	Passing Standard	Com-mend	Scale Score	Passing Standard	Com-mend	Scale Score	Passing Standard	Com-mend	Scale Score	Passing Standard	Com-mend	Passing Standard	Com-mend
6		*	*		*	*										*	*
7		*	*		*	*		*	*							*	0
8																	
Total		*	*		*	*		*	*							*	*

English TAKS-Alternate Results % Passing, Spring 2008: Students with Disabilities																	
68 Grade	Reading / ELA			Mathematics			Writing			Science			Social Studies			All Tests Taken	
	Scale Score	Passing Standard	Com-mend	Scale Score	Passing Standard	Com-mend	Scale Score	Passing Standard	Com-mend	Scale Score	Passing Standard	Com-mend	Scale Score	Passing Standard	Com-mend	Passing Standard	Com-mend
6		*	*		*	*										*	*
7																	
8		*	*		*	*					*	*		*	*	*	*
Total		*	*		*	*					*	*		*	*	*	*

English TAKS-Modified Results % Passing, Spring 2009: Students with Disabilities																	
68 Grade	Reading / ELA			Mathematics			Writing			Science			Social Studies			All Tests Taken	
	Scale Score	Passing Standard	Com-mend	Scale Score	Passing Standard	Com-mend	Scale Score	Passing Standard	Com-mend	Scale Score	Passing Standard	Com-mend	Scale Score	Passing Standard	Com-mend	Passing Standard	Com-mend
6	2213	86	0	2132	71	0											
7	2277	83	33	2204	70	20		NSE									
8	2248	100	0	2159	67	0				2142	71	0		NSE			
Total	---	89	15	---	69	8	---			---	71	0	---				

English TAKS-Modified Results % Passing, Spring 2008: Students with Disabilities																	
68 Grade	Reading / ELA			Mathematics			Writing			Science			Social Studies			All Tests Taken	
	Scale Score	Passing Standard	Com-mend	Scale Score	Passing Standard	Com-mend	Scale Score	Passing Standard	Com-mend	Scale Score	Passing Standard	Com-mend	Scale Score	Passing Standard	Com-mend	Passing Standard	Com-mend
6	2209	75	6	2199	67	33											
7	2233	77	15	2162	62	15											
8	2233	73	13	2152	56	6				2099	53	0					
Total	---	75	11	---	62	19				---	53	0					

NSE: No Standard Established

* Fewer than 5 students tested

For grades and subjects with multiple test administrations, the first administration results are used.

English TAKS Results % Passing, Spring 2009: Students with Disabilities																	
55 Grade	Reading / ELA			Mathematics			Writing			Science			Social Studies			All Tests Taken	
	Scale Score	Passing Standard	Com-mend	Scale Score	Passing Standard	Com-mend	Scale Score	Passing Standard	Com-mend	Scale Score	Passing Standard	Com-mend	Scale Score	Passing Standard	Com-mend	Passing Standard	Com-mend
6	2149	65	22	2125	48	17										48	13
7	2171	60	10	2132	57	0	2268	100	17							50	0
8	2247	81	26	2080	52	0				2091	55	0	2228	82	14		
Total	---	72	22	---	51	7	---	100	17	---	55	0	---	82	14	48	9

English TAKS Results % Passing, Spring 2008: Students with Disabilities																	
55 Grade	Reading / ELA			Mathematics			Writing			Science			Social Studies			All Tests Taken	
	Scale Score	Passing Standard	Com-mend	Scale Score	Passing Standard	Com-mend	Scale Score	Passing Standard	Com-mend	Scale Score	Passing Standard	Com-mend	Scale Score	Passing Standard	Com-mend	Passing Standard	Com-mend
6	2152	67	27	1986	31	6										39	6
7	2101	61	4	2032	33	0	2278	87	13							30	0
8	2190	65	25	2023	29	10				2135	53	20	2304	93	27		
Total	---	63	16	---	31	5	---	87	13	---	53	20	---	93	27	33	2

Spanish TAKS Results % Passing, Spring 2009: Students with Disabilities														
55 Grade	Reading / ELA			Mathematics			Writing			Science			All Tests Taken	
	Scale Score	Passing Standard	Com-mend	Scale Score	Passing Standard	Com-mend	Scale Score	Passing Standard	Com-mend	Scale Score	Passing Standard	Com-mend	Passing Standard	Com-mend
Neither Spanish TAKS nor TAKS-A was tested on the campus for this group in 2009.														

Spanish TAKS Results % Passing, Spring 2008: Students with Disabilities														
55 Grade	Reading / ELA			Mathematics			Writing			Science			All Tests Taken	
	Scale Score	Passing Standard	Com-mend	Scale Score	Passing Standard	Com-mend	Scale Score	Passing Standard	Com-mend	Scale Score	Passing Standard	Com-mend	Passing Standard	Com-mend
Neither Spanish TAKS nor TAKS-A was tested on the campus for this group in 2008.														

* Fewer than 5 students tested

For grades and subjects with multiple test administrations, the first administration results are used.

English TAKS-Alternate Results % Passing, Spring 2009: Students with Disabilities																	
55 Grade	Reading / ELA			Mathematics			Writing			Science			Social Studies			All Tests Taken	
	Scale Score	Passing Standard	Com-mend	Scale Score	Passing Standard	Com-mend	Scale Score	Passing Standard	Com-mend	Scale Score	Passing Standard	Com-mend	Scale Score	Passing Standard	Com-mend	Passing Standard	Com-mend
6		*	*		*	*										*	0
7																	
8		*	*		*	*					*	*		*	*	*	*
Total		*	*		*	*					*	*		*	*	*	*

English TAKS-Alternate Results % Passing, Spring 2008: Students with Disabilities																	
55 Grade	Reading / ELA			Mathematics			Writing			Science			Social Studies			All Tests Taken	
	Scale Score	Passing Standard	Com-mend	Scale Score	Passing Standard	Com-mend	Scale Score	Passing Standard	Com-mend	Scale Score	Passing Standard	Com-mend	Scale Score	Passing Standard	Com-mend	Passing Standard	Com-mend
English TAKS-Alt was not tested on the campus for this group in 2008.																	

English TAKS-Modified Results % Passing, Spring 2009: Students with Disabilities																	
55 Grade	Reading / ELA			Mathematics			Writing			Science			Social Studies			All Tests Taken	
	Scale Score	Passing Standard	Com-mend	Scale Score	Passing Standard	Com-mend	Scale Score	Passing Standard	Com-mend	Scale Score	Passing Standard	Com-mend	Scale Score	Passing Standard	Com-mend	Passing Standard	Com-mend
6	2129	50	0	2077	33	0											
7	2273	79	26	2203	77	9		NSE									
8	2349	100	30	2221	83	8				2092	50	13		NSE			
Total	---	76	20	---	67	7	---			---	50	13	---				

English TAKS-Modified Results % Passing, Spring 2008: Students with Disabilities																	
55 Grade	Reading / ELA			Mathematics			Writing			Science			Social Studies			All Tests Taken	
	Scale Score	Passing Standard	Com-mend	Scale Score	Passing Standard	Com-mend	Scale Score	Passing Standard	Com-mend	Scale Score	Passing Standard	Com-mend	Scale Score	Passing Standard	Com-mend	Passing Standard	Com-mend
6	2241	92	13	2126	52	9											
7	2152	57	7	2156	60	7											
8	2277	89	22	2141	67	11				2162	60	7					
Total	---	81	13	---	57	9				---	60	7					

NSE: No Standard Established

* Fewer than 5 students tested

For grades and subjects with multiple test administrations, the first administration results are used.

English TAKS Results % Passing, Spring 2009: Students with Disabilities																	
59 Grade	Reading / ELA			Mathematics			Writing			Science			Social Studies			All Tests Taken	
	Scale Score	Passing Standard	Com-mend	Scale Score	Passing Standard	Com-mend	Scale Score	Passing Standard	Com-mend	Scale Score	Passing Standard	Com-mend	Scale Score	Passing Standard	Com-mend	Passing Standard	Com-mend
6	*	*	*	*	*	*										*	*
7	*	*	*	*	*	*	2144	60	0							50	0
8	2297	83	33	*	*	*				*	*	*	*	*	*		
Total	---	70	20	---	86	14	---	60	0	---	*	*	---	*	*	63	13

English TAKS Results % Passing, Spring 2008: Students with Disabilities																	
59 Grade	Reading / ELA			Mathematics			Writing			Science			Social Studies			All Tests Taken	
	Scale Score	Passing Standard	Com-mend	Scale Score	Passing Standard	Com-mend	Scale Score	Passing Standard	Com-mend	Scale Score	Passing Standard	Com-mend	Scale Score	Passing Standard	Com-mend	Passing Standard	Com-mend
6	1932	8	0	2030	32	5										11	0
7	2000	45	0	2059	35	0	2048	50	0							27	0
8	2168	63	13	1991	18	0				1836	3	0	2064	39	3		
Total	---	35	3	---	28	2	---	50	0	---	3	0	---	39	3	20	0

Spanish TAKS Results % Passing, Spring 2009: Students with Disabilities														
59 Grade	Reading / ELA			Mathematics			Writing			Science			All Tests Taken	
	Scale Score	Passing Standard	Com-mend	Scale Score	Passing Standard	Com-mend	Scale Score	Passing Standard	Com-mend	Scale Score	Passing Standard	Com-mend	Passing Standard	Com-mend
Neither Spanish TAKS nor TAKS-A was tested on the campus for this group in 2009.														

Spanish TAKS Results % Passing, Spring 2008: Students with Disabilities														
59 Grade	Reading / ELA			Mathematics			Writing			Science			All Tests Taken	
	Scale Score	Passing Standard	Com-mend	Scale Score	Passing Standard	Com-mend	Scale Score	Passing Standard	Com-mend	Scale Score	Passing Standard	Com-mend	Passing Standard	Com-mend
Neither Spanish TAKS nor TAKS-A was tested on the campus for this group in 2008.														

* Fewer than 5 students tested

For grades and subjects with multiple test administrations, the first administration results are used.

English TAKS-Alternate Results % Passing, Spring 2009: Students with Disabilities

59 Grade	Reading / ELA			Mathematics			Writing			Science			Social Studies			All Tests Taken	
	Scale Score	Passing Standard	Com-mend	Scale Score	Passing Standard	Com-mend	Scale Score	Passing Standard	Com-mend	Scale Score	Passing Standard	Com-mend	Scale Score	Passing Standard	Com-mend	Passing Standard	Com-mend
6		*	*		*	*										*	*
7		*	*		*	*		*	*							*	*
8		60	0		100	60					80	40		100	0	60	0
Total		85	0		100	23		*	*		80	40		100	0	85	0

English TAKS-Alternate Results % Passing, Spring 2008: Students with Disabilities

59 Grade	Reading / ELA			Mathematics			Writing			Science			Social Studies			All Tests Taken	
	Scale Score	Passing Standard	Com-mend	Scale Score	Passing Standard	Com-mend	Scale Score	Passing Standard	Com-mend	Scale Score	Passing Standard	Com-mend	Scale Score	Passing Standard	Com-mend	Passing Standard	Com-mend
6		*	*		*	*										*	*
7		100	20		100	0		100	0							100	0
8		*	*		*	*					*	*		*	*	*	*
Total		89	11		100	0		100	0		*	*		*	*	89	0

English TAKS-Modified Results % Passing, Spring 2009: Students with Disabilities

59 Grade	Reading / ELA			Mathematics			Writing			Science			Social Studies			All Tests Taken	
	Scale Score	Passing Standard	Com-mend	Scale Score	Passing Standard	Com-mend	Scale Score	Passing Standard	Com-mend	Scale Score	Passing Standard	Com-mend	Scale Score	Passing Standard	Com-mend	Passing Standard	Com-mend
6	2199	71	14	2186	68	11											
7	2206	81	5	2275	71	29		NSE									
8	2195	77	10	2176	66	14				2079	55	3		NSE			
Total	---	77	9	---	68	20	---			---	55	3	---				

English TAKS-Modified Results % Passing, Spring 2008: Students with Disabilities

59 Grade	Reading / ELA			Mathematics			Writing			Science			Social Studies			All Tests Taken	
	Scale Score	Passing Standard	Com-mend	Scale Score	Passing Standard	Com-mend	Scale Score	Passing Standard	Com-mend	Scale Score	Passing Standard	Com-mend	Scale Score	Passing Standard	Com-mend	Passing Standard	Com-mend
6	2129	50	0	2101	55	5											
7	2184	69	9	2139	70	4											
8	2158	74	4	2076	41	0				*	*	*					
Total	---	65	5	---	58	3				---	*	*					

NSE: No Standard Established

* Fewer than 5 students tested

For grades and subjects with multiple test administrations, the first administration results are used.

English TAKS Results % Passing, Spring 2009: Students with Disabilities																	
64 Grade	Reading / ELA			Mathematics			Writing			Science			Social Studies			All Tests Taken	
	Scale Score	Passing Standard	Com-mend	Scale Score	Passing Standard	Com-mend	Scale Score	Passing Standard	Com-mend	Scale Score	Passing Standard	Com-mend	Scale Score	Passing Standard	Com-mend	Passing Standard	Com-mend
6	2202	65	24	2043	37	0										35	0
7	2138	71	7	2049	39	0	2163	67	3							28	0
8	2175	64	12	2091	50	6				2067	50	5	2237	75	15		
Total	---	67	13	---	41	1	---	67	3	---	50	5	---	75	15	30	0

English TAKS Results % Passing, Spring 2008: Students with Disabilities																	
64 Grade	Reading / ELA			Mathematics			Writing			Science			Social Studies			All Tests Taken	
	Scale Score	Passing Standard	Com-mend	Scale Score	Passing Standard	Com-mend	Scale Score	Passing Standard	Com-mend	Scale Score	Passing Standard	Com-mend	Scale Score	Passing Standard	Com-mend	Passing Standard	Com-mend
6	2253	83	24	2113	51	5										41	3
7	2257	78	33	2125	48	10	2226	74	16							43	9
8	2246	82	36	2096	59	0				2094	48	9	2259	86	23		
Total	---	81	30	---	52	5	---	74	16	---	48	9	---	86	23	42	5

Spanish TAKS Results % Passing, Spring 2009: Students with Disabilities														
64 Grade	Reading / ELA			Mathematics			Writing			Science			All Tests Taken	
	Scale Score	Passing Standard	Com-mend	Scale Score	Passing Standard	Com-mend	Scale Score	Passing Standard	Com-mend	Scale Score	Passing Standard	Com-mend	Passing Standard	Com-mend
Neither Spanish TAKS nor TAKS-A was tested on the campus for this group in 2009.														

Spanish TAKS Results % Passing, Spring 2008: Students with Disabilities														
64 Grade	Reading / ELA			Mathematics			Writing			Science			All Tests Taken	
	Scale Score	Passing Standard	Com-mend	Scale Score	Passing Standard	Com-mend	Scale Score	Passing Standard	Com-mend	Scale Score	Passing Standard	Com-mend	Passing Standard	Com-mend
Neither Spanish TAKS nor TAKS-A was tested on the campus for this group in 2008.														

* Fewer than 5 students tested

For grades and subjects with multiple test administrations, the first administration results are used.

English TAKS-Alternate Results % Passing, Spring 2009: Students with Disabilities																	
Grade	Reading / ELA			Mathematics			Writing			Science			Social Studies			All Tests Taken	
	Scale Score	Passing Standard	Com-mend	Scale Score	Passing Standard	Com-mend	Scale Score	Passing Standard	Com-mend	Scale Score	Passing Standard	Com-mend	Scale Score	Passing Standard	Com-mend	Passing Standard	Com-mend
64																	
6		*	*		*	*										*	*
7		*	*		*	*		*	*							*	*
8		*	*		*	*					*	*		*	*	*	*
Total		100	22		100	11		*	*		*	*		*	*	100	11

English TAKS-Alternate Results % Passing, Spring 2008: Students with Disabilities																	
Grade	Reading / ELA			Mathematics			Writing			Science			Social Studies			All Tests Taken	
	Scale Score	Passing Standard	Com-mend	Scale Score	Passing Standard	Com-mend	Scale Score	Passing Standard	Com-mend	Scale Score	Passing Standard	Com-mend	Scale Score	Passing Standard	Com-mend	Passing Standard	Com-mend
64																	
6		*	*		*	*										*	*
7		*	*		*	*		*	*							*	*
8		*	*		*	*					*	*		*	*	*	*
Total		100	100		100	100		*	*		*	*		*	*	100	100

English TAKS-Modified Results % Passing, Spring 2009: Students with Disabilities																	
Grade	Reading / ELA			Mathematics			Writing			Science			Social Studies			All Tests Taken	
	Scale Score	Passing Standard	Com-mend	Scale Score	Passing Standard	Com-mend	Scale Score	Passing Standard	Com-mend	Scale Score	Passing Standard	Com-mend	Scale Score	Passing Standard	Com-mend	Passing Standard	Com-mend
64	6	2197	73	5	2098	55	0										
	7	2269	86	14	2093	42	0		NSE								
	8	2210	92	0	2108	44	0			2075	44	0		NSE			
	Total	---	82	7	---	48	0	---		---	44	0	---				

English TAKS-Modified Results % Passing, Spring 2008: Students with Disabilities																	
Grade	Reading / ELA			Mathematics			Writing			Science			Social Studies			All Tests Taken	
	Scale Score	Passing Standard	Com-mend	Scale Score	Passing Standard	Com-mend	Scale Score	Passing Standard	Com-mend	Scale Score	Passing Standard	Com-mend	Scale Score	Passing Standard	Com-mend	Passing Standard	Com-mend
64	6	2240	85	19	2152	76	6										
	7	2295	100	12	2089	65	0										
	8	2300	89	39	2165	84	0			2177	71	6					
Total	---	91	21	---	75	2				---	71	6					

NSE: No Standard Established

* Fewer than 5 students tested

For grades and subjects with multiple test administrations, the first administration results are used.

English TAKS Results % Passing, Spring 2009: Students with Disabilities																	
218 Grade	Reading / ELA			Mathematics			Writing			Science			Social Studies			All Tests Taken	
	Scale Score	Passing Standard	Com-mend	Scale Score	Passing Standard	Com-mend	Scale Score	Passing Standard	Com-mend	Scale Score	Passing Standard	Com-mend	Scale Score	Passing Standard	Com-mend	Passing Standard	Com-mend
3																	
4	*	*	*	*	*	*	*	*	*							*	*
5	*	*	*	*	*	*				*	*	*					
6	*	*	*	*	*	*										*	*
7	2063	40	0	2146	50	0	*	*	*							20	0
8	2304	100	40	2211	80	20				2190	83	0	2430	100	67		
Total	---	65	15	---	71	7	---	*	*	---	71	0	---	100	67	38	0

English TAKS Results % Passing, Spring 2008: Students with Disabilities																	
218 Grade	Reading / ELA			Mathematics			Writing			Science			Social Studies			All Tests Taken	
	Scale Score	Passing Standard	Com-mend	Scale Score	Passing Standard	Com-mend	Scale Score	Passing Standard	Com-mend	Scale Score	Passing Standard	Com-mend	Scale Score	Passing Standard	Com-mend	Passing Standard	Com-mend
3	*	*	*	*	*	*											
4	*	*	*	*	*	*	*	*	*							*	*
5	*	*	*	2058	60	20				*	*	*					
6	2245	100	17	2142	50	13										56	11
7	2193	83	0	2289	83	17	2341	100	17							67	0
Total	---	72	11	---	67	14	---	86	14	---	*	*				56	6

Spanish TAKS Results % Passing, Spring 2009: Students with Disabilities														
218 Grade	Reading / ELA			Mathematics			Writing			Science			All Tests Taken	
	Scale Score	Passing Standard	Com-mend	Scale Score	Passing Standard	Com-mend	Scale Score	Passing Standard	Com-mend	Scale Score	Passing Standard	Com-mend	Passing Standard	Com-mend
3	*	*	*	*	*	*								
4	*	*	*	*	*	*	*	*	*				*	*
5														
6														
Total	---	*	*	---	*	*	---	*	*				*	*

Spanish TAKS Results % Passing, Spring 2008: Students with Disabilities														
218 Grade	Reading / ELA			Mathematics			Writing			Science			All Tests Taken	
	Scale Score	Passing Standard	Com-mend	Scale Score	Passing Standard	Com-mend	Scale Score	Passing Standard	Com-mend	Scale Score	Passing Standard	Com-mend	Passing Standard	Com-mend
3	*	*	*	*	*	*								
4														
5														
6														
Total	---	*	*	---	*	*								

* Fewer than 5 students tested

For grades and subjects with multiple test administrations, the first administration results are used.

English TAKS-Alternate Results % Passing, Spring 2009: Students with Disabilities

218 Grade	Reading / ELA			Mathematics			Writing			Science			Social Studies			All Tests Taken	
	Scale Score	Passing Standard	Com-mend	Scale Score	Passing Standard	Com-mend	Scale Score	Passing Standard	Com-mend	Scale Score	Passing Standard	Com-mend	Scale Score	Passing Standard	Com-mend	Passing Standard	Com-mend

English TAKS-Alt was not tested on the campus for this group in 2009.

English TAKS-Alternate Results % Passing, Spring 2008: Students with Disabilities

218 Grade	Reading / ELA			Mathematics			Writing			Science			Social Studies			All Tests Taken	
	Scale Score	Passing Standard	Com-mend	Scale Score	Passing Standard	Com-mend	Scale Score	Passing Standard	Com-mend	Scale Score	Passing Standard	Com-mend	Scale Score	Passing Standard	Com-mend	Passing Standard	Com-mend

English TAKS-Alt was not tested on the campus for this group in 2008.

English TAKS-Modified Results % Passing, Spring 2009: Students with Disabilities

218 Grade	Reading / ELA			Mathematics			Writing			Science			Social Studies			All Tests Taken	
	Scale Score	Passing Standard	Com-mend	Scale Score	Passing Standard	Com-mend	Scale Score	Passing Standard	Com-mend	Scale Score	Passing Standard	Com-mend	Scale Score	Passing Standard	Com-mend	Passing Standard	Com-mend
3	*	*	*	*	*	*											
4	*	*	*	*	*	*	NSE										
5	2307	83	50	2134	86	0				1999	14	0					
6	*	*	*	*	*	*											
7	*	*	*	2194	83	17	NSE										
8	*	*	*	*	*	*											
Total	---	71	24	---	83	13	---			---	14	0					

English TAKS-Modified Results % Passing, Spring 2008: Students with Disabilities

218 Grade	Reading / ELA			Mathematics			Writing			Science			Social Studies			All Tests Taken	
	Scale Score	Passing Standard	Com-mend	Scale Score	Passing Standard	Com-mend	Scale Score	Passing Standard	Com-mend	Scale Score	Passing Standard	Com-mend	Scale Score	Passing Standard	Com-mend	Passing Standard	Com-mend
3	*	*	*	*	*	*											
4	*	*	*	*	*	*											
5	*	*	*	*	*	*				2096	40	20					
6	2264	90	0	2026	67	0											
7	*	*	*	*	*	*											
Total	---	80	0	---	61	0				---	40	20					

NSE: No Standard Established

* Fewer than 5 students tested

For grades and subjects with multiple test administrations, the first administration results are used.

English TAKS Results % Passing, Spring 2009: Students with Disabilities																	
337 Grade	Reading / ELA			Mathematics			Writing			Science			Social Studies			All Tests Taken	
	Scale Score	Passing Standard	Com-mend	Scale Score	Passing Standard	Com-mend	Scale Score	Passing Standard	Com-mend	Scale Score	Passing Standard	Com-mend	Scale Score	Passing Standard	Com-mend	Passing Standard	Com-mend
6	2375	89	50	2296	84	32										80	25
7	2225	71	29	2134	36	9	2367	83	33							33	8
8	2279	86	29	2102	45	9				2163	83	8	2254	91	18		
Total	---	85	38	---	61	20	---	83	33	---	83	8	---	91	18	63	19

English TAKS Results % Passing, Spring 2008: Students with Disabilities																	
337 Grade	Reading / ELA			Mathematics			Writing			Science			Social Studies			All Tests Taken	
	Scale Score	Passing Standard	Com-mend	Scale Score	Passing Standard	Com-mend	Scale Score	Passing Standard	Com-mend	Scale Score	Passing Standard	Com-mend	Scale Score	Passing Standard	Com-mend	Passing Standard	Com-mend
6	2335	80	50	2267	71	43										71	36
7	2164	69	15	2102	46	8	2183	77	0							23	0
8	2273	88	44	2065	42	0				2233	75	31	2326	100	24		
Total	---	79	36	---	52	15	---	77	0	---	75	31	---	100	24	48	19

Spanish TAKS Results % Passing, Spring 2009: Students with Disabilities														
337 Grade	Reading / ELA			Mathematics			Writing			Science			All Tests Taken	
	Scale Score	Passing Standard	Com-mend	Scale Score	Passing Standard	Com-mend	Scale Score	Passing Standard	Com-mend	Scale Score	Passing Standard	Com-mend	Passing Standard	Com-mend
Neither Spanish TAKS nor TAKS-A was tested on the campus for this group in 2009.														

Spanish TAKS Results % Passing, Spring 2008: Students with Disabilities														
337 Grade	Reading / ELA			Mathematics			Writing			Science			All Tests Taken	
	Scale Score	Passing Standard	Com-mend	Scale Score	Passing Standard	Com-mend	Scale Score	Passing Standard	Com-mend	Scale Score	Passing Standard	Com-mend	Passing Standard	Com-mend
Neither Spanish TAKS nor TAKS-A was tested on the campus for this group in 2008.														

* Fewer than 5 students tested

For grades and subjects with multiple test administrations, the first administration results are used.

English TAKS-Alternate Results % Passing, Spring 2009: Students with Disabilities																	
337 Grade	Reading / ELA			Mathematics			Writing			Science			Social Studies			All Tests Taken	
	Scale Score	Passing Standard	Com-mend	Scale Score	Passing Standard	Com-mend	Scale Score	Passing Standard	Com-mend	Scale Score	Passing Standard	Com-mend	Scale Score	Passing Standard	Com-mend	Passing Standard	Com-mend
6		*	*		*	*										*	*
7		*	*		*	*		*	*							*	*
8		60	0		60	0					80	0		80	0	60	0
Total		45	0		55	0		*	*		80	0		80	0	45	0

English TAKS-Alternate Results % Passing, Spring 2008: Students with Disabilities																	
337 Grade	Reading / ELA			Mathematics			Writing			Science			Social Studies			All Tests Taken	
	Scale Score	Passing Standard	Com-mend	Scale Score	Passing Standard	Com-mend	Scale Score	Passing Standard	Com-mend	Scale Score	Passing Standard	Com-mend	Scale Score	Passing Standard	Com-mend	Passing Standard	Com-mend
6		*	*		*	*										*	*
7																	
8		*	*		*	*					*	*		*	*	*	*
Total		*	*		*	*					*	*		*	*	*	*

English TAKS-Modified Results % Passing, Spring 2009: Students with Disabilities																	
337 Grade	Reading / ELA			Mathematics			Writing			Science			Social Studies			All Tests Taken	
	Scale Score	Passing Standard	Com-mend	Scale Score	Passing Standard	Com-mend	Scale Score	Passing Standard	Com-mend	Scale Score	Passing Standard	Com-mend	Scale Score	Passing Standard	Com-mend	Passing Standard	Com-mend
6	2278	100	0	2279	71	29											
7	2167	64	7	2111	40	10		NSE									
8	2199	100	0	2064	29	0				2075	43	0		NSE			
Total	---	82	4	---	46	13	---			---	43	0	---				

English TAKS-Modified Results % Passing, Spring 2008: Students with Disabilities																	
337 Grade	Reading / ELA			Mathematics			Writing			Science			Social Studies			All Tests Taken	
	Scale Score	Passing Standard	Com-mend	Scale Score	Passing Standard	Com-mend	Scale Score	Passing Standard	Com-mend	Scale Score	Passing Standard	Com-mend	Scale Score	Passing Standard	Com-mend	Passing Standard	Com-mend
6	2260	87	20	2105	45	0											
7	2179	73	9	2058	36	0											
8	2135	42	17	2015	33	0				1975	18	0					
Total	---	68	16	---	39	0				---	18	0					

NSE: No Standard Established

* Fewer than 5 students tested

For grades and subjects with multiple test administrations, the first administration results are used.

English TAKS Results % Passing, Spring 2009: Students with Disabilities																	
60 Grade	Reading / ELA			Mathematics			Writing			Science			Social Studies			All Tests Taken	
	Scale Score	Passing Standard	Com-mend	Scale Score	Passing Standard	Com-mend	Scale Score	Passing Standard	Com-mend	Scale Score	Passing Standard	Com-mend	Scale Score	Passing Standard	Com-mend	Passing Standard	Com-mend
6	2173	60	20	2143	80	20										60	20
7	*	*	*	*	*	*	2224	60	0							60	0
8	*	*	*	*	*	*				*	*	*	*	*	*		
Total	---	56	11	---	78	11	---	60	0	---	*	*	---	*	*	60	10

English TAKS Results % Passing, Spring 2008: Students with Disabilities																	
60 Grade	Reading / ELA			Mathematics			Writing			Science			Social Studies			All Tests Taken	
	Scale Score	Passing Standard	Com-mend	Scale Score	Passing Standard	Com-mend	Scale Score	Passing Standard	Com-mend	Scale Score	Passing Standard	Com-mend	Scale Score	Passing Standard	Com-mend	Passing Standard	Com-mend
6	1996	29	0	1945	14	0										14	0
7	*	*	*	*	*	*	2083	40	0							17	0
8	2078	59	12	2022	29	0				2080	42	0	2239	92	17		
Total	---	46	7	---	24	0	---	40	0	---	42	0	---	92	17	15	0

Spanish TAKS Results % Passing, Spring 2009: Students with Disabilities														
60 Grade	Reading / ELA			Mathematics			Writing			Science			All Tests Taken	
	Scale Score	Passing Standard	Com-mend	Scale Score	Passing Standard	Com-mend	Scale Score	Passing Standard	Com-mend	Scale Score	Passing Standard	Com-mend	Passing Standard	Com-mend
Neither Spanish TAKS nor TAKS-A was tested on the campus for this group in 2009.														

Spanish TAKS Results % Passing, Spring 2008: Students with Disabilities														
60 Grade	Reading / ELA			Mathematics			Writing			Science			All Tests Taken	
	Scale Score	Passing Standard	Com-mend	Scale Score	Passing Standard	Com-mend	Scale Score	Passing Standard	Com-mend	Scale Score	Passing Standard	Com-mend	Passing Standard	Com-mend
Neither Spanish TAKS nor TAKS-A was tested on the campus for this group in 2008.														

* Fewer than 5 students tested

For grades and subjects with multiple test administrations, the first administration results are used.

English TAKS-Alternate Results % Passing, Spring 2009: Students with Disabilities																	
60 Grade	Reading / ELA			Mathematics			Writing			Science			Social Studies			All Tests Taken	
	Scale Score	Passing Standard	Com-mend	Scale Score	Passing Standard	Com-mend	Scale Score	Passing Standard	Com-mend	Scale Score	Passing Standard	Com-mend	Scale Score	Passing Standard	Com-mend	Passing Standard	Com-mend
6		*	*		*	*										*	0
7		*	*		*	*		*	*							*	0
8																	
Total		*	*		*	*		*	*							*	*

English TAKS-Alternate Results % Passing, Spring 2008: Students with Disabilities																	
60 Grade	Reading / ELA			Mathematics			Writing			Science			Social Studies			All Tests Taken	
	Scale Score	Passing Standard	Com-mend	Scale Score	Passing Standard	Com-mend	Scale Score	Passing Standard	Com-mend	Scale Score	Passing Standard	Com-mend	Scale Score	Passing Standard	Com-mend	Passing Standard	Com-mend
6																	
7																	
8		*	*		*	*					*	*		*	*	*	*
Total		*	*		*	*					*	*		*	*	*	*

English TAKS-Modified Results % Passing, Spring 2009: Students with Disabilities																	
60 Grade	Reading / ELA			Mathematics			Writing			Science			Social Studies			All Tests Taken	
	Scale Score	Passing Standard	Com-mend	Scale Score	Passing Standard	Com-mend	Scale Score	Passing Standard	Com-mend	Scale Score	Passing Standard	Com-mend	Scale Score	Passing Standard	Com-mend	Passing Standard	Com-mend
6	2236	88	8	2235	65	19											
7	2234	78	22	2173	61	21		NSE									
8	2198	57	17	2157	59	14				2055	40	0		NSE			
Total	---	75	16	---	62	18	---			---	40	0	---				

English TAKS-Modified Results % Passing, Spring 2008: Students with Disabilities																	
60 Grade	Reading / ELA			Mathematics			Writing			Science			Social Studies			All Tests Taken	
	Scale Score	Passing Standard	Com-mend	Scale Score	Passing Standard	Com-mend	Scale Score	Passing Standard	Com-mend	Scale Score	Passing Standard	Com-mend	Scale Score	Passing Standard	Com-mend	Passing Standard	Com-mend
6	2143	53	8	2112	49	5											
7	2198	88	0	2122	62	0											
8	2240	86	11	2115	45	13				2109	55	5					
Total	---	74	7	---	50	7				---	55	5					

NSE: No Standard Established

* Fewer than 5 students tested

For grades and subjects with multiple test administrations, the first administration results are used.

English TAKS Results % Passing, Spring 2009: Students with Disabilities																	
39 Grade	Reading / ELA			Mathematics			Writing			Science			Social Studies			All Tests Taken	
	Scale Score	Passing Standard	Com-mend	Scale Score	Passing Standard	Com-mend	Scale Score	Passing Standard	Com-mend	Scale Score	Passing Standard	Com-mend	Scale Score	Passing Standard	Com-mend	Passing Standard	Com-mend
6	*	*	*	*	*	*										*	*
7	2452	100	86	2463	100	57	2644	100	86							100	57
8	2514	100	86	2456	100	71				2744	100	100	2677	100	100		
9																	
10																	
11																	
Total	---	100	88	---	100	71	---	100	86	---	100	100	---	100	100	100	70

English TAKS Results % Passing, Spring 2008: Students with Disabilities																	
39 Grade	Reading / ELA			Mathematics			Writing			Science			Social Studies			All Tests Taken	
	Scale Score	Passing Standard	Com-mend	Scale Score	Passing Standard	Com-mend	Scale Score	Passing Standard	Com-mend	Scale Score	Passing Standard	Com-mend	Scale Score	Passing Standard	Com-mend	Passing Standard	Com-mend
6	2597	100	100	2635	100	89										100	89
7	2470	100	86	2540	100	100	2591	100	71							100	71
8	*	*	*	*	*	*				*	*	*	*	*	*		
9																	
10																	
11																	
Total	---	100	95	---	100	89	---	100	71	---	*	*	---	*	*	100	81

Spanish TAKS Results % Passing, Spring 2009: Students with Disabilities														
39 Grade	Reading / ELA			Mathematics			Writing			Science			All Tests Taken	
	Scale Score	Passing Standard	Com-mend	Scale Score	Passing Standard	Com-mend	Scale Score	Passing Standard	Com-mend	Scale Score	Passing Standard	Com-mend	Passing Standard	Com-mend
Neither Spanish TAKS nor TAKS-A was tested on the campus for this group in 2009.														

Spanish TAKS Results % Passing, Spring 2008: Students with Disabilities														
39 Grade	Reading / ELA			Mathematics			Writing			Science			All Tests Taken	
	Scale Score	Passing Standard	Com-mend	Scale Score	Passing Standard	Com-mend	Scale Score	Passing Standard	Com-mend	Scale Score	Passing Standard	Com-mend	Passing Standard	Com-mend
Neither Spanish TAKS nor TAKS-A was tested on the campus for this group in 2008.														

* Fewer than 5 students tested

For grades and subjects with multiple test administrations, the first administration results are used.

English TAKS-Alternate Results % Passing, Spring 2009: Students with Disabilities

39 Grade	Reading / ELA			Mathematics			Writing			Science			Social Studies			All Tests Taken	
	Scale Score	Passing Standard	Com-mend	Scale Score	Passing Standard	Com-mend	Scale Score	Passing Standard	Com-mend	Scale Score	Passing Standard	Com-mend	Scale Score	Passing Standard	Com-mend	Passing Standard	Com-mend
6		60	0		60	0										60	0
7		100	0		100	0		100	0							100	0
8		*	*		*	*					*	*		*	*	*	*
9		83	0		83	0										83	0
10		*	*		*	*					*	*		*	*	*	*
11		100	0		92	0					100	0		100	0	92	0
Total		88	0		82	0		100	0		100	0		100	0	82	0

English TAKS-Alternate Results % Passing, Spring 2008: Students with Disabilities

39 Grade	Reading / ELA			Mathematics			Writing			Science			Social Studies			All Tests Taken	
	Scale Score	Passing Standard	Com-mend	Scale Score	Passing Standard	Com-mend	Scale Score	Passing Standard	Com-mend	Scale Score	Passing Standard	Com-mend	Scale Score	Passing Standard	Com-mend	Passing Standard	Com-mend
6		100	100		100	100										100	100
7		*	*		*	*		*	*							*	*
8		100	100		100	100					100	100		100	100	100	100
9		*	*		*	*										*	*
10		100	83		100	83					100	82		100	83	100	83
11		100	100		100	100					100	100		100	100	100	100
Total		100	95		100	95		*	*		100	92		100	93	100	95

English TAKS-Modified Results % Passing, Spring 2009: Students with Disabilities

39 Grade	Reading / ELA			Mathematics			Writing			Science			Social Studies			All Tests Taken	
	Scale Score	Passing Standard	Com-mend	Scale Score	Passing Standard	Com-mend	Scale Score	Passing Standard	Com-mend	Scale Score	Passing Standard	Com-mend	Scale Score	Passing Standard	Com-mend	Passing Standard	Com-mend
6	2053	30	0	2048	40	0											
7	2107	57	0	2143	43	14		NSE									
8	2066	38	0	2064	38	0				1989	6	0		NSE			
9																	
10																	
11																	
Total	---	39	0	---	39	3	---			---	6	0	---				

English TAKS-Modified Results % Passing, Spring 2008: Students with Disabilities

39 Grade	Reading / ELA			Mathematics			Writing			Science			Social Studies			All Tests Taken	
	Scale Score	Passing Standard	Com-mend	Scale Score	Passing Standard	Com-mend	Scale Score	Passing Standard	Com-mend	Scale Score	Passing Standard	Com-mend	Scale Score	Passing Standard	Com-mend	Passing Standard	Com-mend
6	2053	13	0	2100	38	0											
7	2106	56	0	2088	50	0											
8	2071	44	0	2220	56	11				2051	33	0					
9																	
10																	
11																	
Total	---	42	0	---	48	3				---	33	0					

NSE: No Standard Established

* Fewer than 5 students tested

For grades and subjects with multiple test administrations, the first administration results are used.

English TAKS Results % Passing, Spring 2009: Students with Disabilities																	
81 Grade	Reading / ELA			Mathematics			Writing			Science			Social Studies			All Tests Taken	
	Scale Score	Passing Standard	Com-mend	Scale Score	Passing Standard	Com-mend	Scale Score	Passing Standard	Com-mend	Scale Score	Passing Standard	Com-mend	Scale Score	Passing Standard	Com-mend	Passing Standard	Com-mend
6	2141	45	18	2050	50	0										45	18
7	2050	33	0	2123	50	0	2170	71	14							22	0
8	2166	90	10	*	*	*							*	*	*		
Total	---	59	11	---	54	0	---	71	14				---	*	*	35	10

English TAKS Results % Passing, Spring 2008: Students with Disabilities																	
81 Grade	Reading / ELA			Mathematics			Writing			Science			Social Studies			All Tests Taken	
	Scale Score	Passing Standard	Com-mend	Scale Score	Passing Standard	Com-mend	Scale Score	Passing Standard	Com-mend	Scale Score	Passing Standard	Com-mend	Scale Score	Passing Standard	Com-mend	Passing Standard	Com-mend
6	1998	30	4	1947	26	0										15	0
7	2021	42	0	1969	12	0	2110	65	0							10	0
8	2099	56	0	2029	18	0				1920	14	0	2177	74	7		
Total	---	44	1	---	19	0	---	65	0	---	14	0	---	74	7	13	0

Spanish TAKS Results % Passing, Spring 2009: Students with Disabilities														
81 Grade	Reading / ELA			Mathematics			Writing			Science			All Tests Taken	
	Scale Score	Passing Standard	Com-mend	Scale Score	Passing Standard	Com-mend	Scale Score	Passing Standard	Com-mend	Scale Score	Passing Standard	Com-mend	Passing Standard	Com-mend
Neither Spanish TAKS nor TAKS-A was tested on the campus for this group in 2009.														

Spanish TAKS Results % Passing, Spring 2008: Students with Disabilities														
81 Grade	Reading / ELA			Mathematics			Writing			Science			All Tests Taken	
	Scale Score	Passing Standard	Com-mend	Scale Score	Passing Standard	Com-mend	Scale Score	Passing Standard	Com-mend	Scale Score	Passing Standard	Com-mend	Passing Standard	Com-mend
Neither Spanish TAKS nor TAKS-A was tested on the campus for this group in 2008.														

* Fewer than 5 students tested

For grades and subjects with multiple test administrations, the first administration results are used.

English TAKS-Alternate Results % Passing, Spring 2009: Students with Disabilities																	
81 Grade	Reading / ELA			Mathematics			Writing			Science			Social Studies			All Tests Taken	
	Scale Score	Passing Standard	Com-mend	Scale Score	Passing Standard	Com-mend	Scale Score	Passing Standard	Com-mend	Scale Score	Passing Standard	Com-mend	Scale Score	Passing Standard	Com-mend	Passing Standard	Com-mend
6		*	*		*	*										*	*
7		100	0		100	60		100	0							100	0
8		*	*		*	*					*	*		*	*	*	0
Total		100	0		100	38		100	0		*	*		*	*	100	0

English TAKS-Alternate Results % Passing, Spring 2008: Students with Disabilities																	
81 Grade	Reading / ELA			Mathematics			Writing			Science			Social Studies			All Tests Taken	
	Scale Score	Passing Standard	Com-mend	Scale Score	Passing Standard	Com-mend	Scale Score	Passing Standard	Com-mend	Scale Score	Passing Standard	Com-mend	Scale Score	Passing Standard	Com-mend	Passing Standard	Com-mend
6																	
7																	
8		*	*		*	*					*	*		*	*	*	*
Total		*	*		*	*					*	*		*	*	*	*

English TAKS-Modified Results % Passing, Spring 2009: Students with Disabilities																	
81 Grade	Reading / ELA			Mathematics			Writing			Science			Social Studies			All Tests Taken	
	Scale Score	Passing Standard	Com-mend	Scale Score	Passing Standard	Com-mend	Scale Score	Passing Standard	Com-mend	Scale Score	Passing Standard	Com-mend	Scale Score	Passing Standard	Com-mend	Passing Standard	Com-mend
6	2186	76	5	2228	92	15											
7	2253	89	14	2266	74	22		NSE									
8	2245	86	14	2261	82	23				2188	83	3		NSE			
Total	---	85	12	---	83	21	---			---	83	3	---				

English TAKS-Modified Results % Passing, Spring 2008: Students with Disabilities																	
81 Grade	Reading / ELA			Mathematics			Writing			Science			Social Studies			All Tests Taken	
	Scale Score	Passing Standard	Com-mend	Scale Score	Passing Standard	Com-mend	Scale Score	Passing Standard	Com-mend	Scale Score	Passing Standard	Com-mend	Scale Score	Passing Standard	Com-mend	Passing Standard	Com-mend
6	2116	52	4	2091	36	5											
7	2213	72	17	2108	65	0											
8	2145	61	6	2057	32	0				2014	17	0					
Total	---	61	8	---	43	1				---	17	0					

NSE: No Standard Established

* Fewer than 5 students tested

For grades and subjects with multiple test administrations, the first administration results are used.

English TAKS Results % Passing, Spring 2009: Students with Disabilities																	
56 Grade	Reading / ELA			Mathematics			Writing			Science			Social Studies			All Tests Taken	
	Scale Score	Passing Standard	Com-mend	Scale Score	Passing Standard	Com-mend	Scale Score	Passing Standard	Com-mend	Scale Score	Passing Standard	Com-mend	Scale Score	Passing Standard	Com-mend	Passing Standard	Com-mend
6	2073	56	11	1962	22	0										20	0
7	2147	53	7	2076	38	0	2165	77	0							17	0
8	2280	83	25	2095	56	6				2084	47	6	2178	65	12		
Total	---	64	14	---	41	2	---	77	0	---	47	6	---	65	12	18	0

English TAKS Results % Passing, Spring 2008: Students with Disabilities																	
56 Grade	Reading / ELA			Mathematics			Writing			Science			Social Studies			All Tests Taken	
	Scale Score	Passing Standard	Com-mend	Scale Score	Passing Standard	Com-mend	Scale Score	Passing Standard	Com-mend	Scale Score	Passing Standard	Com-mend	Scale Score	Passing Standard	Com-mend	Passing Standard	Com-mend
6	2232	88	13	2030	29	5										29	0
7	2178	86	0	2098	60	0	2226	90	0							61	0
8	2233	91	18	2082	43	7				2076	50	13	2168	69	13		
Total	---	88	10	---	42	4	---	90	0	---	50	13	---	69	13	44	0

Spanish TAKS Results % Passing, Spring 2009: Students with Disabilities														
56 Grade	Reading / ELA			Mathematics			Writing			Science			All Tests Taken	
	Scale Score	Passing Standard	Com-mend	Scale Score	Passing Standard	Com-mend	Scale Score	Passing Standard	Com-mend	Scale Score	Passing Standard	Com-mend	Passing Standard	Com-mend
Neither Spanish TAKS nor TAKS-A was tested on the campus for this group in 2009.														

Spanish TAKS Results % Passing, Spring 2008: Students with Disabilities														
56 Grade	Reading / ELA			Mathematics			Writing			Science			All Tests Taken	
	Scale Score	Passing Standard	Com-mend	Scale Score	Passing Standard	Com-mend	Scale Score	Passing Standard	Com-mend	Scale Score	Passing Standard	Com-mend	Passing Standard	Com-mend
Neither Spanish TAKS nor TAKS-A was tested on the campus for this group in 2008.														

* Fewer than 5 students tested

For grades and subjects with multiple test administrations, the first administration results are used.

English TAKS-Alternate Results % Passing, Spring 2009: Students with Disabilities																	
56 Grade	Reading / ELA			Mathematics			Writing			Science			Social Studies			All Tests Taken	
	Scale Score	Passing Standard	Com-mend	Scale Score	Passing Standard	Com-mend	Scale Score	Passing Standard	Com-mend	Scale Score	Passing Standard	Com-mend	Scale Score	Passing Standard	Com-mend	Passing Standard	Com-mend
6		*	*		*	*										*	*
7		30	0		30	0		30	0							30	0
8		*	*		*	*					*	*		*	*	*	0
Total		27	0		27	0		30	0		*	*		*	*	27	0

English TAKS-Alternate Results % Passing, Spring 2008: Students with Disabilities																	
56 Grade	Reading / ELA			Mathematics			Writing			Science			Social Studies			All Tests Taken	
	Scale Score	Passing Standard	Com-mend	Scale Score	Passing Standard	Com-mend	Scale Score	Passing Standard	Com-mend	Scale Score	Passing Standard	Com-mend	Scale Score	Passing Standard	Com-mend	Passing Standard	Com-mend
6		100	0		100	0										100	0
7																	
8		*	*		*	*					*	*		*	*	*	*
Total		100	0		100	0					*	*		*	*	100	0

English TAKS-Modified Results % Passing, Spring 2009: Students with Disabilities																	
56 Grade	Reading / ELA			Mathematics			Writing			Science			Social Studies			All Tests Taken	
	Scale Score	Passing Standard	Com-mend	Scale Score	Passing Standard	Com-mend	Scale Score	Passing Standard	Com-mend	Scale Score	Passing Standard	Com-mend	Scale Score	Passing Standard	Com-mend	Passing Standard	Com-mend
6	2190	74	7	2083	44	2											
7	2234	80	24	2206	79	12		NSE									
8	2250	81	24	2123	62	3				2083	51	0		NSE			
Total	---	78	18	---	62	6	---			---	51	0	---				

English TAKS-Modified Results % Passing, Spring 2008: Students with Disabilities																		
56 Grade	Reading / ELA			Mathematics			Writing			Science			Social Studies			All Tests Taken		
	Scale Score	Passing Standard	Com-mend	Scale Score	Passing Standard	Com-mend	Scale Score	Passing Standard	Com-mend	Scale Score	Passing Standard	Com-mend	Scale Score	Passing Standard	Com-mend	Passing Standard	Com-mend	
6	2207	80	8	2156	70	4												
7	2266	82	25	2160	62	10												
8	2269	85	23	2123	55	4				2113	60	4						
Total	---	82	19	---	62	6				---	60	4						

NSE: No Standard Established

* Fewer than 5 students tested

For grades and subjects with multiple test administrations, the first administration results are used.

English TAKS Results % Passing, Spring 2009: Students with Disabilities																	
99 Grade	Reading / ELA			Mathematics			Writing			Science			Social Studies			All Tests Taken	
	Scale Score	Passing Standard	Com-mend	Scale Score	Passing Standard	Com-mend	Scale Score	Passing Standard	Com-mend	Scale Score	Passing Standard	Com-mend	Scale Score	Passing Standard	Com-mend	Passing Standard	Com-mend
6	2378	100	44	2281	75	38										78	33
7	2151	56	16	2167	75	0	2241	93	11							54	0
8	2284	86	25	2166	59	14				2197	73	18	2272	92	29		
Total	---	76	24	---	68	12	---	93	11	---	73	18	---	92	29	59	8

English TAKS Results % Passing, Spring 2008: Students with Disabilities																	
99 Grade	Reading / ELA			Mathematics			Writing			Science			Social Studies			All Tests Taken	
	Scale Score	Passing Standard	Com-mend	Scale Score	Passing Standard	Com-mend	Scale Score	Passing Standard	Com-mend	Scale Score	Passing Standard	Com-mend	Scale Score	Passing Standard	Com-mend	Passing Standard	Com-mend
6	2169	75	16	2072	39	12										38	6
7	2108	57	10	2058	29	5	2149	55	5							19	2
8	2202	69	21	2076	47	5				2105	57	14	2233	76	22		
Total	---	66	15	---	38	7	---	55	5	---	57	14	---	76	22	28	4

Spanish TAKS Results % Passing, Spring 2009: Students with Disabilities														
99 Grade	Reading / ELA			Mathematics			Writing			Science			All Tests Taken	
	Scale Score	Passing Standard	Com-mend	Scale Score	Passing Standard	Com-mend	Scale Score	Passing Standard	Com-mend	Scale Score	Passing Standard	Com-mend	Passing Standard	Com-mend
Neither Spanish TAKS nor TAKS-A was tested on the campus for this group in 2009.														

Spanish TAKS Results % Passing, Spring 2008: Students with Disabilities														
99 Grade	Reading / ELA			Mathematics			Writing			Science			All Tests Taken	
	Scale Score	Passing Standard	Com-mend	Scale Score	Passing Standard	Com-mend	Scale Score	Passing Standard	Com-mend	Scale Score	Passing Standard	Com-mend	Passing Standard	Com-mend
Neither Spanish TAKS nor TAKS-A was tested on the campus for this group in 2008.														

* Fewer than 5 students tested

For grades and subjects with multiple test administrations, the first administration results are used.

English TAKS-Alternate Results % Passing, Spring 2009: Students with Disabilities																	
99 Grade	Reading / ELA			Mathematics			Writing			Science			Social Studies			All Tests Taken	
	Scale Score	Passing Standard	Com-mend	Scale Score	Passing Standard	Com-mend	Scale Score	Passing Standard	Com-mend	Scale Score	Passing Standard	Com-mend	Scale Score	Passing Standard	Com-mend	Passing Standard	Com-mend
6		*	*		*	*										*	*
7		*	*		*	*		*	*							*	*
8		100	0		100	0					100	40		100	0	100	0
Total		100	0		100	8		*	*		100	40		100	0	100	0

English TAKS-Alternate Results % Passing, Spring 2008: Students with Disabilities																	
99 Grade	Reading / ELA			Mathematics			Writing			Science			Social Studies			All Tests Taken	
	Scale Score	Passing Standard	Com-mend	Scale Score	Passing Standard	Com-mend	Scale Score	Passing Standard	Com-mend	Scale Score	Passing Standard	Com-mend	Scale Score	Passing Standard	Com-mend	Passing Standard	Com-mend
6		*	*		*	*										*	*
7		*	*		*	*		*	*							*	*
8		*	*		*	*					*	*		*	*	*	*
Total		100	67		100	67		*	*		*	*		*	*	100	50

English TAKS-Modified Results % Passing, Spring 2009: Students with Disabilities																	
99 Grade	Reading / ELA			Mathematics			Writing			Science			Social Studies			All Tests Taken	
	Scale Score	Passing Standard	Com-mend	Scale Score	Passing Standard	Com-mend	Scale Score	Passing Standard	Com-mend	Scale Score	Passing Standard	Com-mend	Scale Score	Passing Standard	Com-mend	Passing Standard	Com-mend
6	2261	79	21	2179	68	12											
7	2225	84	11	2257	80	32		NSE									
8	2274	94	22	2156	57	9				2106	48	0		NSE			
Total	---	85	18	---	68	18	---			---	48	0	---				

English TAKS-Modified Results % Passing, Spring 2008: Students with Disabilities																	
99 Grade	Reading / ELA			Mathematics			Writing			Science			Social Studies			All Tests Taken	
	Scale Score	Passing Standard	Com-mend	Scale Score	Passing Standard	Com-mend	Scale Score	Passing Standard	Com-mend	Scale Score	Passing Standard	Com-mend	Scale Score	Passing Standard	Com-mend	Passing Standard	Com-mend
6	2183	69	6	2137	67	7											
7	2179	60	0	2059	40	0											
8	2198	67	25	2045	30	0				2048	42	0					
Total	---	66	11	---	49	3				---	42	0					

NSE: No Standard Established

* Fewer than 5 students tested

For grades and subjects with multiple test administrations, the first administration results are used.

English TAKS Results % Passing, Spring 2009: Students with Disabilities																	
Grade	Reading / ELA			Mathematics			Writing			Science			Social Studies			All Tests Taken	
	Scale Score	Passing Standard	Com-mend	Scale Score	Passing Standard	Com-mend	Scale Score	Passing Standard	Com-mend	Scale Score	Passing Standard	Com-mend	Scale Score	Passing Standard	Com-mend	Passing Standard	Com-mend
9	2109	63	5	1963	21	3										24	0
10	2177	79	13	2049	33	0				2055	46	0	2187	68	12	28	0
11	2200	74	5	2072	45	5				2132	59	6	2262	89	22	27	5
Total	---	70	7	---	31	3				---	51	2	---	77	16	26	1

English TAKS Results % Passing, Spring 2008: Students with Disabilities																	
Grade	Reading / ELA			Mathematics			Writing			Science			Social Studies			All Tests Taken	
	Scale Score	Passing Standard	Com-mend	Scale Score	Passing Standard	Com-mend	Scale Score	Passing Standard	Com-mend	Scale Score	Passing Standard	Com-mend	Scale Score	Passing Standard	Com-mend	Passing Standard	Com-mend
9	2126	52	14	1987	24	3										19	2
10	2112	54	0	2009	15	4				1997	21	3	2144	62	10	6	0
11	2195	79	0	2212	64	14				2147	60	13	2330	80	53	38	0
Total	---	58	6	---	28	5				---	34	7	---	68	25	18	1

Spanish TAKS Results % Passing, Spring 2009: Students with Disabilities														
Grade	Reading / ELA			Mathematics			Writing			Science			All Tests Taken	
	Scale Score	Passing Standard	Com-mend	Scale Score	Passing Standard	Com-mend	Scale Score	Passing Standard	Com-mend	Scale Score	Passing Standard	Com-mend	Passing Standard	Com-mend
Neither Spanish TAKS nor TAKS-A was tested on the campus for this group in 2009.														

Spanish TAKS Results % Passing, Spring 2008: Students with Disabilities														
Grade	Reading / ELA			Mathematics			Writing			Science			All Tests Taken	
	Scale Score	Passing Standard	Com-mend	Scale Score	Passing Standard	Com-mend	Scale Score	Passing Standard	Com-mend	Scale Score	Passing Standard	Com-mend	Passing Standard	Com-mend
Neither Spanish TAKS nor TAKS-A was tested on the campus for this group in 2008.														

* Fewer than 5 students tested

For grades and subjects with multiple test administrations, the first administration results are used.

English TAKS-Alternate Results % Passing, Spring 2009: Students with Disabilities																	
Grade	Reading / ELA			Mathematics			Writing			Science			Social Studies			All Tests Taken	
	Scale Score	Passing Standard	Com-mend	Scale Score	Passing Standard	Com-mend	Scale Score	Passing Standard	Com-mend	Scale Score	Passing Standard	Com-mend	Scale Score	Passing Standard	Com-mend	Passing Standard	Com-mend
9		50	0		67	0										50	0
10		*	*		*	*					*	*		*	*	*	*
11		*	*		*	*					*	*		*	*	*	*
Total		75	0		75	0					100	0		100	0	67	0

English TAKS-Alternate Results % Passing, Spring 2008: Students with Disabilities																	
Grade	Reading / ELA			Mathematics			Writing			Science			Social Studies			All Tests Taken	
	Scale Score	Passing Standard	Com-mend	Scale Score	Passing Standard	Com-mend	Scale Score	Passing Standard	Com-mend	Scale Score	Passing Standard	Com-mend	Scale Score	Passing Standard	Com-mend	Passing Standard	Com-mend
9		*	*		*	*										*	*
10		*	*		*	*					*	*		*	*	*	*
11		*	*		*	*					*	*		*	*	*	*
Total		33	0		33	0					0	0		60	0	17	0

English TAKS-Modified Results % Passing, Spring 2009: Students with Disabilities																		
Grade	Reading / ELA			Mathematics			Writing			Science			Social Studies			All Tests Taken		
	Scale Score	Passing Standard	Com-mend	Scale Score	Passing Standard	Com-mend	Scale Score	Passing Standard	Com-mend	Scale Score	Passing Standard	Com-mend	Scale Score	Passing Standard	Com-mend	Passing Standard	Com-mend	
9		NSE			NSE													
10	2264	76	24	2111	59	5				2071	47	0		NSE				
11		NSE			NSE						NSE			NSE				
Total	---	76	24	---	59	5				---	47	0	---					

English TAKS-Modified Results % Passing, Spring 2008: Students with Disabilities																	
Grade	Reading / ELA			Mathematics			Writing			Science			Social Studies			All Tests Taken	
	Scale Score	Passing Standard	Com-mend	Scale Score	Passing Standard	Com-mend	Scale Score	Passing Standard	Com-mend	Scale Score	Passing Standard	Com-mend	Scale Score	Passing Standard	Com-mend	Passing Standard	Com-mend
9																	
10	2175	56	22	2066	33	0				1987	13	0					
11																	
Total	---	56	22	---	33	0				---	13	0					

NSE: No Standard Established

* Fewer than 5 students tested

For grades and subjects with multiple test administrations, the first administration results are used.

English TAKS Results % Passing, Spring 2009: Students with Disabilities																	
323 Grade	Reading / ELA			Mathematics			Writing			Science			Social Studies			All Tests Taken	
	Scale Score	Passing Standard	Com-mend	Scale Score	Passing Standard	Com-mend	Scale Score	Passing Standard	Com-mend	Scale Score	Passing Standard	Com-mend	Scale Score	Passing Standard	Com-mend	Passing Standard	Com-mend
9																	
10	*	*	*	*	*	*				*	*	*	*	*	*	*	*
11	*	*	*	*	*	*				*	*	*	*	*	*	*	*
Total	---	100	40	---	100	40				---	100	20	---	100	80	100	20

English TAKS Results % Passing, Spring 2008: Students with Disabilities																	
323 Grade	Reading / ELA			Mathematics			Writing			Science			Social Studies			All Tests Taken	
	Scale Score	Passing Standard	Com-mend	Scale Score	Passing Standard	Com-mend	Scale Score	Passing Standard	Com-mend	Scale Score	Passing Standard	Com-mend	Scale Score	Passing Standard	Com-mend	Passing Standard	Com-mend
9	*	*	*	*	*	*										*	*
10	*	*	*	*	*	*				*	*	*	*	*	*	*	*
11	*	*	*	*	*	*				*	*	*	*	*	*	*	*
Total	---	88	25	---	100	38				---	100	17	---	100	50	88	0

Spanish TAKS Results % Passing, Spring 2009: Students with Disabilities														
323 Grade	Reading / ELA			Mathematics			Writing			Science			All Tests Taken	
	Scale Score	Passing Standard	Com-mend	Scale Score	Passing Standard	Com-mend	Scale Score	Passing Standard	Com-mend	Scale Score	Passing Standard	Com-mend	Passing Standard	Com-mend
Neither Spanish TAKS nor TAKS-A was tested on the campus for this group in 2009.														

Spanish TAKS Results % Passing, Spring 2008: Students with Disabilities														
323 Grade	Reading / ELA			Mathematics			Writing			Science			All Tests Taken	
	Scale Score	Passing Standard	Com-mend	Scale Score	Passing Standard	Com-mend	Scale Score	Passing Standard	Com-mend	Scale Score	Passing Standard	Com-mend	Passing Standard	Com-mend
Neither Spanish TAKS nor TAKS-A was tested on the campus for this group in 2008.														

* Fewer than 5 students tested

For grades and subjects with multiple test administrations, the first administration results are used.

English TAKS-Alternate Results % Passing, Spring 2009: Students with Disabilities																	
323 Grade	Reading / ELA			Mathematics			Writing			Science			Social Studies			All Tests Taken	
	Scale Score	Passing Standard	Com-mend	Scale Score	Passing Standard	Com-mend	Scale Score	Passing Standard	Com-mend	Scale Score	Passing Standard	Com-mend	Scale Score	Passing Standard	Com-mend	Passing Standard	Com-mend
English TAKS-Alt was not tested on the campus for this group in 2009.																	

English TAKS-Alternate Results % Passing, Spring 2008: Students with Disabilities																	
323 Grade	Reading / ELA			Mathematics			Writing			Science			Social Studies			All Tests Taken	
	Scale Score	Passing Standard	Com-mend	Scale Score	Passing Standard	Com-mend	Scale Score	Passing Standard	Com-mend	Scale Score	Passing Standard	Com-mend	Scale Score	Passing Standard	Com-mend	Passing Standard	Com-mend
English TAKS-Alt was not tested on the campus for this group in 2008.																	

English TAKS-Modified Results % Passing, Spring 2009: Students with Disabilities																	
323 Grade	Reading / ELA			Mathematics			Writing			Science			Social Studies			All Tests Taken	
	Scale Score	Passing Standard	Com-mend	Scale Score	Passing Standard	Com-mend	Scale Score	Passing Standard	Com-mend	Scale Score	Passing Standard	Com-mend	Scale Score	Passing Standard	Com-mend	Passing Standard	Com-mend
English TAKS-M was not tested on the campus for this group in 2009.																	

English TAKS-Modified Results % Passing, Spring 2008: Students with Disabilities																	
323 Grade	Reading / ELA			Mathematics			Writing			Science			Social Studies			All Tests Taken	
	Scale Score	Passing Standard	Com-mend	Scale Score	Passing Standard	Com-mend	Scale Score	Passing Standard	Com-mend	Scale Score	Passing Standard	Com-mend	Scale Score	Passing Standard	Com-mend	Passing Standard	Com-mend
English TAKS-M was not tested on the campus for this group in 2008.																	

NSE: No Standard Established

* Fewer than 5 students tested

For grades and subjects with multiple test administrations, the first administration results are used.

English TAKS Results % Passing, Spring 2009: Students with Disabilities																	
9 Grade	Reading / ELA			Mathematics			Writing			Science			Social Studies			All Tests Taken	
	Scale Score	Passing Standard	Com-mend	Scale Score	Passing Standard	Com-mend	Scale Score	Passing Standard	Com-mend	Scale Score	Passing Standard	Com-mend	Scale Score	Passing Standard	Com-mend	Passing Standard	Com-mend
9	2089	51	3	1953	13	0										17	2
10	2046	32	0	1960	14	0				1924	9	0	2106	60	0	0	0
11	2097	62	0	2022	33	0				2080	43	0	2254	100	0	36	0
Total	---	47	1	---	15	0				---	17	0	---	69	0	15	1

English TAKS Results % Passing, Spring 2008: Students with Disabilities																	
9 Grade	Reading / ELA			Mathematics			Writing			Science			Social Studies			All Tests Taken	
	Scale Score	Passing Standard	Com-mend	Scale Score	Passing Standard	Com-mend	Scale Score	Passing Standard	Com-mend	Scale Score	Passing Standard	Com-mend	Scale Score	Passing Standard	Com-mend	Passing Standard	Com-mend
9	2014	22	2	1924	11	0										2	0
10	2078	44	0	1958	8	0				1934	11	0	2054	47	0	8	0
11	2026	9	0	1983	17	0				2009	10	0	2135	50	0	8	0
Total	---	24	1	---	11	0				---	11	0	---	48	0	4	0

Spanish TAKS Results % Passing, Spring 2009: Students with Disabilities														
9 Grade	Reading / ELA			Mathematics			Writing			Science			All Tests Taken	
	Scale Score	Passing Standard	Com-mend	Scale Score	Passing Standard	Com-mend	Scale Score	Passing Standard	Com-mend	Scale Score	Passing Standard	Com-mend	Passing Standard	Com-mend
Neither Spanish TAKS nor TAKS-A was tested on the campus for this group in 2009.														

Spanish TAKS Results % Passing, Spring 2008: Students with Disabilities														
9 Grade	Reading / ELA			Mathematics			Writing			Science			All Tests Taken	
	Scale Score	Passing Standard	Com-mend	Scale Score	Passing Standard	Com-mend	Scale Score	Passing Standard	Com-mend	Scale Score	Passing Standard	Com-mend	Passing Standard	Com-mend
Neither Spanish TAKS nor TAKS-A was tested on the campus for this group in 2008.														

* Fewer than 5 students tested

For grades and subjects with multiple test administrations, the first administration results are used.

English TAKS-Alternate Results % Passing, Spring 2009: Students with Disabilities																	
Grade	Reading / ELA			Mathematics			Writing			Science			Social Studies			All Tests Taken	
	Scale Score	Passing Standard	Com-mend	Scale Score	Passing Standard	Com-mend	Scale Score	Passing Standard	Com-mend	Scale Score	Passing Standard	Com-mend	Scale Score	Passing Standard	Com-mend	Passing Standard	Com-mend
9		100	0		100	20										100	0
10		100	17		100	0					100	0		100	0	100	0
11		*	*		*	*					*	*		*	*	*	*
Total		100	13		100	7					100	0		100	0	100	0

English TAKS-Alternate Results % Passing, Spring 2008: Students with Disabilities																	
Grade	Reading / ELA			Mathematics			Writing			Science			Social Studies			All Tests Taken	
	Scale Score	Passing Standard	Com-mend	Scale Score	Passing Standard	Com-mend	Scale Score	Passing Standard	Com-mend	Scale Score	Passing Standard	Com-mend	Scale Score	Passing Standard	Com-mend	Passing Standard	Com-mend
9		100	18		100	9										100	9
10		*	*		*	*					*	*		*	*	*	*
11		*	*		*	*					*	*		*	*	*	*
Total		100	20		100	20					*	*		*	*	100	13

English TAKS-Modified Results % Passing, Spring 2009: Students with Disabilities																	
Grade	Reading / ELA			Mathematics			Writing			Science			Social Studies			All Tests Taken	
	Scale Score	Passing Standard	Com-mend	Scale Score	Passing Standard	Com-mend	Scale Score	Passing Standard	Com-mend	Scale Score	Passing Standard	Com-mend	Scale Score	Passing Standard	Com-mend	Passing Standard	Com-mend
9		NSE			NSE												
10	2059	36	0	2057	32	0				2072	39	0		NSE			
11		NSE			NSE						NSE			NSE			
Total	---	36	0	---	32	0				---	39	0	---				

English TAKS-Modified Results % Passing, Spring 2008: Students with Disabilities																	
Grade	Reading / ELA			Mathematics			Writing			Science			Social Studies			All Tests Taken	
	Scale Score	Passing Standard	Com-mend	Scale Score	Passing Standard	Com-mend	Scale Score	Passing Standard	Com-mend	Scale Score	Passing Standard	Com-mend	Scale Score	Passing Standard	Com-mend	Passing Standard	Com-mend
9																	
10	2214	82	9	2066	36	0				1955	0	0					
11																	
Total	---	82	9	---	36	0				---	0	0					

NSE: No Standard Established

* Fewer than 5 students tested

For grades and subjects with multiple test administrations, the first administration results are used.

English TAKS Results % Passing, Spring 2009: Students with Disabilities																	
23 Grade	Reading / ELA			Mathematics			Writing			Science			Social Studies			All Tests Taken	
	Scale Score	Passing Standard	Com-mend	Scale Score	Passing Standard	Com-mend	Scale Score	Passing Standard	Com-mend	Scale Score	Passing Standard	Com-mend	Scale Score	Passing Standard	Com-mend	Passing Standard	Com-mend
7	*	*	*	*	*	*	*	*	*							*	*
9	2080	51	7	1976	28	2										22	0
10	2059	37	0	1967	16	0				1988	24	3	2084	42	11	8	0
11	2160	73	0	2065	36	0				2111	69	0	2238	88	6	25	0
Total	---	49	3	---	25	1	---	*	*	---	38	2	---	56	10	17	0

English TAKS Results % Passing, Spring 2008: Students with Disabilities																	
23 Grade	Reading / ELA			Mathematics			Writing			Science			Social Studies			All Tests Taken	
	Scale Score	Passing Standard	Com-mend	Scale Score	Passing Standard	Com-mend	Scale Score	Passing Standard	Com-mend	Scale Score	Passing Standard	Com-mend	Scale Score	Passing Standard	Com-mend	Passing Standard	Com-mend
9	2051	33	2	1933	15	0										13	0
10	2146	66	0	2011	15	0				2005	25	0	2126	66	0	16	0
11	2118	50	0	2092	36	9				2051	38	0	2214	63	19	12	0
Total	---	45	1	---	18	1				---	30	0	---	64	7	13	0

Spanish TAKS Results % Passing, Spring 2009: Students with Disabilities														
23 Grade	Reading / ELA			Mathematics			Writing			Science			All Tests Taken	
	Scale Score	Passing Standard	Com-mend	Scale Score	Passing Standard	Com-mend	Scale Score	Passing Standard	Com-mend	Scale Score	Passing Standard	Com-mend	Passing Standard	Com-mend
Neither Spanish TAKS nor TAKS-A was tested on the campus for this group in 2009.														

Spanish TAKS Results % Passing, Spring 2008: Students with Disabilities														
23 Grade	Reading / ELA			Mathematics			Writing			Science			All Tests Taken	
	Scale Score	Passing Standard	Com-mend	Scale Score	Passing Standard	Com-mend	Scale Score	Passing Standard	Com-mend	Scale Score	Passing Standard	Com-mend	Passing Standard	Com-mend
Neither Spanish TAKS nor TAKS-A was tested on the campus for this group in 2008.														

* Fewer than 5 students tested

For grades and subjects with multiple test administrations, the first administration results are used.

English TAKS-Alternate Results % Passing, Spring 2009: Students with Disabilities																	
23 Grade	Reading / ELA			Mathematics			Writing			Science			Social Studies			All Tests Taken	
	Scale Score	Passing Standard	Com-mend	Scale Score	Passing Standard	Com-mend	Scale Score	Passing Standard	Com-mend	Scale Score	Passing Standard	Com-mend	Scale Score	Passing Standard	Com-mend	Passing Standard	Com-mend
7																	
9	100		0	100		0										100	0
10	*		*	*		*				*		*	*		*	*	*
11	100		0	100		0				100		0	100		0	100	0
Total	100		0	100		0				100		0	100		0	100	0

English TAKS-Alternate Results % Passing, Spring 2008: Students with Disabilities																	
23 Grade	Reading / ELA			Mathematics			Writing			Science			Social Studies			All Tests Taken	
	Scale Score	Passing Standard	Com-mend	Scale Score	Passing Standard	Com-mend	Scale Score	Passing Standard	Com-mend	Scale Score	Passing Standard	Com-mend	Scale Score	Passing Standard	Com-mend	Passing Standard	Com-mend
9		*	*		*	*										*	*
10		*	*		*	*					*	*		*	*	*	*
11		*	*		*	*					*	*		*	*	*	*
Total		*	*		*	*					*	*		*	*	*	*

English TAKS-Modified Results % Passing, Spring 2009: Students with Disabilities																	
23 Grade	Reading / ELA			Mathematics			Writing			Science			Social Studies			All Tests Taken	
	Scale Score	Passing Standard	Com-mend	Scale Score	Passing Standard	Com-mend	Scale Score	Passing Standard	Com-mend	Scale Score	Passing Standard	Com-mend	Scale Score	Passing Standard	Com-mend	Passing Standard	Com-mend
7																	
9		NSE			NSE												
10	2223	70	30	2079	45	0				2047	33	0		NSE			
11		NSE			NSE						NSE			NSE			
Total	---	70	30	---	45	0				---	33	0	---				

English TAKS-Modified Results % Passing, Spring 2008: Students with Disabilities																	
23 Grade	Reading / ELA			Mathematics			Writing			Science			Social Studies			All Tests Taken	
	Scale Score	Passing Standard	Com-mend	Scale Score	Passing Standard	Com-mend	Scale Score	Passing Standard	Com-mend	Scale Score	Passing Standard	Com-mend	Scale Score	Passing Standard	Com-mend	Passing Standard	Com-mend
9																	
10	2098	44	0	2019	9	0				1952	25	0					
11																	
Total	---	44	0	---	9	0				---	25	0					

NSE: No Standard Established

* Fewer than 5 students tested

For grades and subjects with multiple test administrations, the first administration results are used.

English TAKS Results % Passing, Spring 2009: Students with Disabilities																	
17 Grade	Reading / ELA			Mathematics			Writing			Science			Social Studies			All Tests Taken	
	Scale Score	Passing Standard	Com-mend	Scale Score	Passing Standard	Com-mend	Scale Score	Passing Standard	Com-mend	Scale Score	Passing Standard	Com-mend	Scale Score	Passing Standard	Com-mend	Passing Standard	Com-mend
9	2014	39	0	1897	10	0										10	0
10	2076	46	0	1971	14	0				1994	12	3	2120	65	8	8	0
11	2175	79	0	2061	38	0				2090	35	6	2218	71	18	24	0
Total	---	46	0	---	14	0				---	20	4	---	67	11	11	0

English TAKS Results % Passing, Spring 2008: Students with Disabilities																	
17 Grade	Reading / ELA			Mathematics			Writing			Science			Social Studies			All Tests Taken	
	Scale Score	Passing Standard	Com-mend	Scale Score	Passing Standard	Com-mend	Scale Score	Passing Standard	Com-mend	Scale Score	Passing Standard	Com-mend	Scale Score	Passing Standard	Com-mend	Passing Standard	Com-mend
9	2010	32	1	1886	6	0										4	0
10	2108	52	7	1973	14	0				1952	25	0	2092	43	7	12	0
11	2105	55	0	2070	39	11				2045	27	0	2204	70	13	17	0
Total	---	41	3	---	13	2				---	26	0	---	55	10	8	0

Spanish TAKS Results % Passing, Spring 2009: Students with Disabilities														
17 Grade	Reading / ELA			Mathematics			Writing			Science			All Tests Taken	
	Scale Score	Passing Standard	Com-mend	Scale Score	Passing Standard	Com-mend	Scale Score	Passing Standard	Com-mend	Scale Score	Passing Standard	Com-mend	Passing Standard	Com-mend
Neither Spanish TAKS nor TAKS-A was tested on the campus for this group in 2009.														

Spanish TAKS Results % Passing, Spring 2008: Students with Disabilities														
17 Grade	Reading / ELA			Mathematics			Writing			Science			All Tests Taken	
	Scale Score	Passing Standard	Com-mend	Scale Score	Passing Standard	Com-mend	Scale Score	Passing Standard	Com-mend	Scale Score	Passing Standard	Com-mend	Passing Standard	Com-mend
Neither Spanish TAKS nor TAKS-A was tested on the campus for this group in 2008.														

* Fewer than 5 students tested

For grades and subjects with multiple test administrations, the first administration results are used.

English TAKS-Alternate Results % Passing, Spring 2009: Students with Disabilities

Grade	Reading / ELA			Mathematics			Writing			Science			Social Studies			All Tests Taken	
	Scale Score	Passing Standard	Com-mend	Scale Score	Passing Standard	Com-mend	Scale Score	Passing Standard	Com-mend	Scale Score	Passing Standard	Com-mend	Scale Score	Passing Standard	Com-mend	Passing Standard	Com-mend
9		*	*		*	*										*	*
10		*	*		*	*					*	*		*	*	*	*
11		*	*		*	*					*	*		*	*	*	*
Total		50	0		70	0					86	0		100	0	50	0

English TAKS-Alternate Results % Passing, Spring 2008: Students with Disabilities

Grade	Reading / ELA			Mathematics			Writing			Science			Social Studies			All Tests Taken	
	Scale Score	Passing Standard	Com-mend	Scale Score	Passing Standard	Com-mend	Scale Score	Passing Standard	Com-mend	Scale Score	Passing Standard	Com-mend	Scale Score	Passing Standard	Com-mend	Passing Standard	Com-mend
9		*	*		*	*										*	*
10		*	*		*	*					*	*		*	*	*	*
11		*	*		*	*					*	*		*	*	*	*
Total		88	88		88	88					80	80		80	80	88	88

English TAKS-Modified Results % Passing, Spring 2009: Students with Disabilities

Grade	Reading / ELA			Mathematics			Writing			Science			Social Studies			All Tests Taken	
	Scale Score	Passing Standard	Com-mend	Scale Score	Passing Standard	Com-mend	Scale Score	Passing Standard	Com-mend	Scale Score	Passing Standard	Com-mend	Scale Score	Passing Standard	Com-mend	Passing Standard	Com-mend
9		NSE			NSE												
10	2160	50	25	2049	16	0				1953	18	0		NSE			
11		NSE			NSE						NSE			NSE			
Total	---	50	25	---	16	0				---	18	0	---				

English TAKS-Modified Results % Passing, Spring 2008: Students with Disabilities

Grade	Reading / ELA			Mathematics			Writing			Science			Social Studies			All Tests Taken	
	Scale Score	Passing Standard	Com-mend	Scale Score	Passing Standard	Com-mend	Scale Score	Passing Standard	Com-mend	Scale Score	Passing Standard	Com-mend	Scale Score	Passing Standard	Com-mend	Passing Standard	Com-mend
9																	
10	2099	47	5	2046	32	0				1856	15	0					
11																	
Total	---	47	5	---	32	0				---	15	0					

NSE: No Standard Established

* Fewer than 5 students tested

For grades and subjects with multiple test administrations, the first administration results are used.

English TAKS Results % Passing, Spring 2009: Students with Disabilities																	
36 Grade	Reading / ELA			Mathematics			Writing			Science			Social Studies			All Tests Taken	
	Scale Score	Passing Standard	Com-mend	Scale Score	Passing Standard	Com-mend	Scale Score	Passing Standard	Com-mend	Scale Score	Passing Standard	Com-mend	Scale Score	Passing Standard	Com-mend	Passing Standard	Com-mend
9	2085	56	2	2010	30	2										27	0
10	2131	57	0	2019	17	4				2055	35	4	2181	61	13	13	0
11	2178	86	0	2053	35	4				2117	50	13	2314	100	24	28	0
Total	---	63	1	---	28	3				---	43	9	---	81	19	24	0

English TAKS Results % Passing, Spring 2008: Students with Disabilities																	
36 Grade	Reading / ELA			Mathematics			Writing			Science			Social Studies			All Tests Taken	
	Scale Score	Passing Standard	Com-mend	Scale Score	Passing Standard	Com-mend	Scale Score	Passing Standard	Com-mend	Scale Score	Passing Standard	Com-mend	Scale Score	Passing Standard	Com-mend	Passing Standard	Com-mend
9	2083	49	5	1959	21	2										11	0
10	2171	68	4	2052	36	0				2064	38	13	2217	83	17	25	0
11	2158	68	4	2077	48	4				2124	54	0	2298	96	20	34	0
Total	---	60	4	---	33	2				---	46	6	---	90	18	22	0

Spanish TAKS Results % Passing, Spring 2009: Students with Disabilities														
36 Grade	Reading / ELA			Mathematics			Writing			Science			All Tests Taken	
	Scale Score	Passing Standard	Com-mend	Scale Score	Passing Standard	Com-mend	Scale Score	Passing Standard	Com-mend	Scale Score	Passing Standard	Com-mend	Passing Standard	Com-mend
Neither Spanish TAKS nor TAKS-A was tested on the campus for this group in 2009.														

Spanish TAKS Results % Passing, Spring 2008: Students with Disabilities														
36 Grade	Reading / ELA			Mathematics			Writing			Science			All Tests Taken	
	Scale Score	Passing Standard	Com-mend	Scale Score	Passing Standard	Com-mend	Scale Score	Passing Standard	Com-mend	Scale Score	Passing Standard	Com-mend	Passing Standard	Com-mend
Neither Spanish TAKS nor TAKS-A was tested on the campus for this group in 2008.														

* Fewer than 5 students tested

For grades and subjects with multiple test administrations, the first administration results are used.

English TAKS-Alternate Results % Passing, Spring 2009: Students with Disabilities																	
36 Grade	Reading / ELA			Mathematics			Writing			Science			Social Studies			All Tests Taken	
	Scale Score	Passing Standard	Com-mend	Scale Score	Passing Standard	Com-mend	Scale Score	Passing Standard	Com-mend	Scale Score	Passing Standard	Com-mend	Scale Score	Passing Standard	Com-mend	Passing Standard	Com-mend
9		*	*		*	*										*	0
10																	
11		*	*		*	*					*	*		*	*	*	0
Total		*	*		*	*					*	*		*	*	*	*

English TAKS-Alternate Results % Passing, Spring 2008: Students with Disabilities																	
36 Grade	Reading / ELA			Mathematics			Writing			Science			Social Studies			All Tests Taken	
	Scale Score	Passing Standard	Com-mend	Scale Score	Passing Standard	Com-mend	Scale Score	Passing Standard	Com-mend	Scale Score	Passing Standard	Com-mend	Scale Score	Passing Standard	Com-mend	Passing Standard	Com-mend
9		*	*		*	*										*	*
10																	
11		*	*		*	*					*	*		*	*	*	*
Total		*	*		*	*					*	*		*	*	*	*

English TAKS-Modified Results % Passing, Spring 2009: Students with Disabilities																	
36 Grade	Reading / ELA			Mathematics			Writing			Science			Social Studies			All Tests Taken	
	Scale Score	Passing Standard	Com-mend	Scale Score	Passing Standard	Com-mend	Scale Score	Passing Standard	Com-mend	Scale Score	Passing Standard	Com-mend	Scale Score	Passing Standard	Com-mend	Passing Standard	Com-mend
9		NSE			NSE												
10	2110	31	13	2094	40	0				1963	27	0		NSE			
11		NSE			NSE						NSE			NSE			
Total	---	31	13	---	40	0				---	27	0	---				

English TAKS-Modified Results % Passing, Spring 2008: Students with Disabilities																	
36 Grade	Reading / ELA			Mathematics			Writing			Science			Social Studies			All Tests Taken	
	Scale Score	Passing Standard	Com-mend	Scale Score	Passing Standard	Com-mend	Scale Score	Passing Standard	Com-mend	Scale Score	Passing Standard	Com-mend	Scale Score	Passing Standard	Com-mend	Passing Standard	Com-mend
9																	
10	2174	77	15	2054	25	0				2032	38	0					
11																	
Total	---	77	15	---	25	0				---	38	0					

NSE: No Standard Established

* Fewer than 5 students tested

For grades and subjects with multiple test administrations, the first administration results are used.