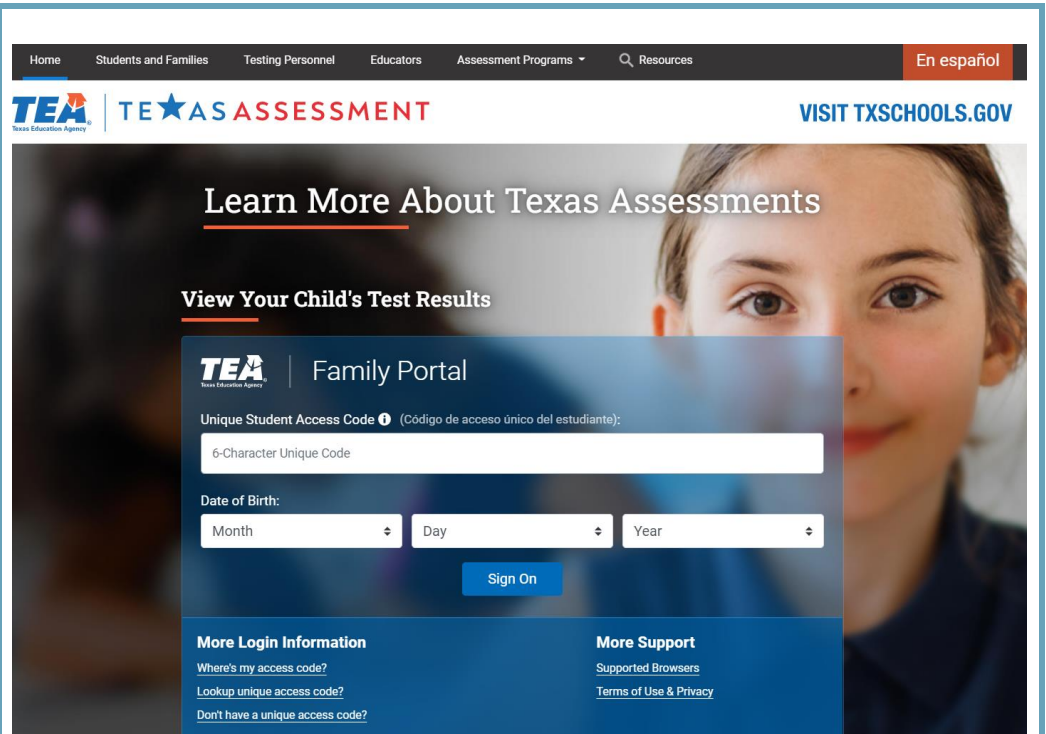


Steps to access your child's TELPAS and STAAR SCORES

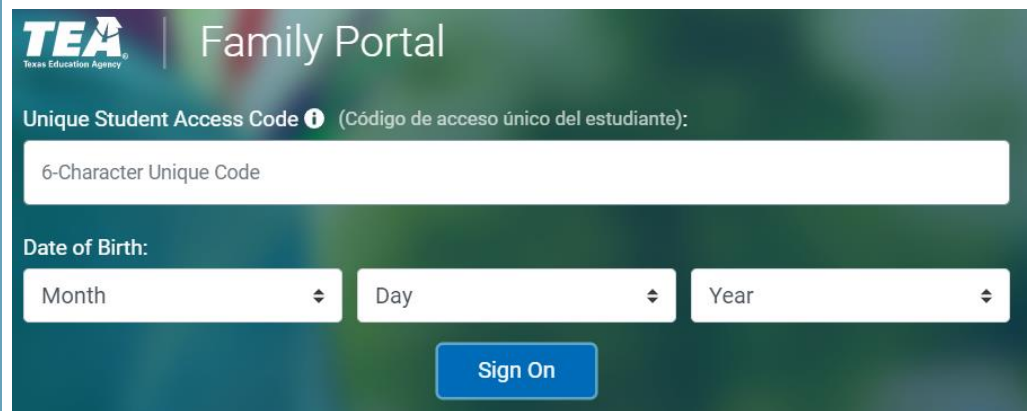
For more information on how to read your child's report card, please see "What's New" at HoustonISD.org/STAAR.

1. In your URL search window at the top of your page type in: <https://www.texasassessment.gov>

2. You will see a screen like this



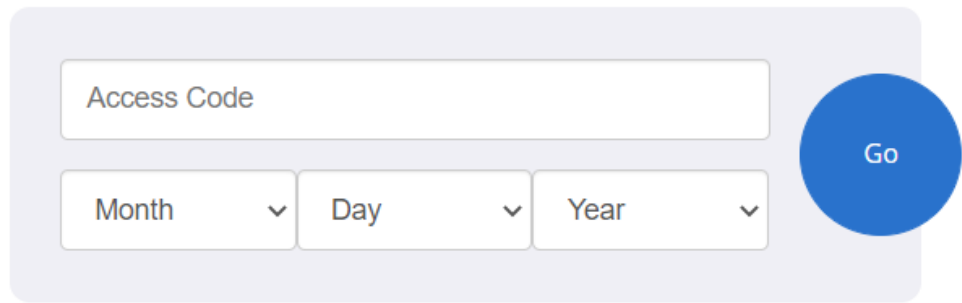
3. Enter your 6-character Unique Code and date of birth, click on Sign On to view results right away.



4. If you DO NOT have your unique student access code, click on

“Look Up Unique Access Code”.

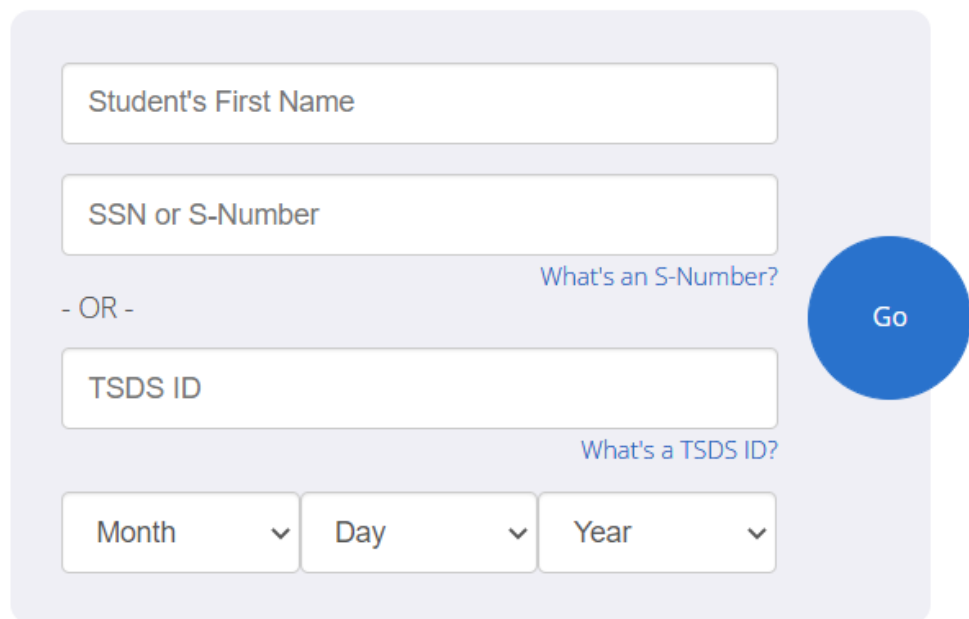
Enter access code and student’s date of birth:



- ▶ [Where's my access code?](#)
- ▶ [Look Up Unique Access Code](#)

5. Enter your child’s First Name only and their Social Security number or enter the TSDS ID number and the date of birth (Month, Day, Year).

Look Up Unique Access Code:



- ▶ [Where's my access code?](#)
- ▶ [Cancel Look Up Unique Access Code](#)

7. Click on “Go” again to view your child’s testing history and scores.

If you have questions, please contact your child’s home campus or the Texas Assessment Support Center at 512-463-9536. Also you contact the Texas Testing Support Line at: 833-601-8821

