



HISD COMMUNICABLE DISEASE PLAN

DEVELOPED BY HISD COMMUNICABLE DISEASE PLAN TASK FORCE

NOV. 4, 2020





HISD COMMUNICABLE DISEASE PLAN

TABLE OF CONTENTS

EXECUTIVE SUMMARY	5
Task Force Members	6
Executive Summary	8
CAMPUS-BASED	11
Campus-Based	12
Employee Return	13
Student Return	14
Entry Screening	17
Infection Protocols	18
Personal Protective Equipment Protocols	19
Visitor Protocols	20
Closure Protocols	22
Fine Arts: Dance/PK-12	23
Fine Arts: Theatre/Elementary	25
Fine Arts: Theatre/Secondary	26
Fine Arts: Music/General Music	28
Fine Arts: Music/Secondary Piano	29
Fine Arts: Music/Secondary Choir	30
Fine Arts: Music/Instrumental	32
Fine Arts: Marching Band	33
Fine Arts: Visual Arts/Elementary	36
Fine Arts: Visual Arts/Secondary	37
EXTRACURRICULAR ACTIVITIES-STUDENT GROUPS	39
Extracurricular Activities-Student Groups	40
Student Assemblies	41
EXTRACURRICULAR ACTIVITIES-ATHLETICS	43
Extracurricular Activities-Athletics & Intramurals	44
FACILITIES MANAGEMENT	47
Facilities Management	48
Summer Protocols	52
Cleaning and Sanitization Protocols	55
HVAC and Ventilation Protocols	57
Facility Construction	60

NUTRITION	63
Personnel and Food Safety Protocols	64
Student Meals: In-Person Instruction	66
Student Meals: Virtual Learning	67
Student Meals: Special Dietary Needs	67
Competitive Food Sales	68
Hattie Mae's Café & Starbucks	68
Warehouse Services (Storage and Distribution)	71
TRANSPORTATION	73
Students	74
Staff	75
ALL OTHER DEPARTMENTS	77
Employee Return	78
Entry Screening	80
Infection Protocols	80
Personal Protective Equipment Protocols	81
Visitor Protocols	82
Closure Protocols	83
APPENDIX	85
Coronavirus Disease 2019 (COVID-19) Report Form	86
Health and Medical Services Procedural Guideline	87
Coronavirus Possible Exposure Letter (English)	90
Coronavirus Possible Exposure Letter (Spanish)	91
HISD Nutrition Services Department Standard Operating Procedures SOP 101	92
HISD Nutrition Services Department Standard Operating Procedures SOP 209	98
COVID-19 Questionnaire Sign In	102
Harris County Roadmap to Reopening Schools	103
Mask Adaptations and Alternatives	128
Report on Safety Protocols – Music Rehearsal Guidelines	129
HISD Choral Music Guidelines	133
COVID-19 Notice	135

HISD COMMUNICABLE DISEASE PLAN

EXECUTIVE SUMMARY

TASK FORCE MEMBERS

EXECUTIVE COMMITTEE

Eugene Salazar, Chair	HISD Interim Chief Operations Officer
Julia Dimmitt	HISD Chief Human Resources Officer
Yolanda Rodriguez	HISD Chief Academic Officer
Catosha Woods	HISD Deputy General Counsel
Alexis Licata	HISD Business Logistics and Purchasing Officer
Alishia Jolivet	HISD Facilities, Maintenance, and Operations Officer
Lisa Blackmon-Jones	HISD Health and Medical Services Director

COMMITTEE CHAIRS

Yolanda Rodriguez, HISD Chief Academic Officer	Campus-Based
Rick Cruz, HISD Chief Strategy and Innovation Officer	Extracurricular Activities – Student Groups
Andre' Walker, HISD Athletics Director	Extracurricular Activities – Athletics
Alishia Jolivet, HISD Facilities, Maintenance, And Operations Officer	Facilities Management
Betti Wiggins, HISD Nutrition Services Officer	Nutrition
John Wilcots, HISD Transportation Services General Manager	Transportation
Silvia Trinh, HISD Chief Of Staff	All Other Departments

COMMITTEE MEMBERS — CAMPUS-BASED

Yolanda Rodriguez	HISD Chief Academic Officer
James McSwain	HISD West Area Superintendent
Stacy Taylor	HISD North Area Superintendent
Lisa Blackmon-Jones	HISD Health and Medical Services Director
Madison Taylor	West Briar Middle School Social Worker
Lara Hulin	Bellaire High School Social Worker
Katherine Strempel	Travis Elementary School Teacher
Ronith Epelbon Hochman	Briar Meadow Elementary School Teacher
Erica Lopez	Blackshear Elementary School Teacher
Judy Ricks	HISD Health and Medical Services Nurse Manager
Johnny King	Baylor College of Medicine Academy at Ryan Nurse
Myrna Sonia Garcia	HISD Health and Medical Services Nurse Manager
Chanthini Thomas	Bellaire High School Nurse
Mary Barraza	Durham Elementary School Nurse
Linda Moore	HISD Parent
Suja Rajan	HISD Parent

COMMITTEE MEMBERS — EXTRACURRICULAR ACTIVITIES-STUDENT GROUPS

Rick Cruz	Chief Strategy and Innovation Officer, Chair
Catherine O'Brien	HCC Associate Vice Chancellor of College Readiness
Jonnelle Hollins	HISD Afterschool Programs Manager
Kevin Hattery	Boys & Girls Club Of Greater Houston President/CEO
Adeeb Barqawi	Prounitas Inc. President/CEO
Joshua Martin	Frost Elementary School Teacher
Meghan Grout	Burbank Middle School Teacher
Heather Golden	HISD Parent

Information and requirements subject to change based on recommendations from CDC and health officials

COMMITTEE MEMBERS — EXTRACURRICULAR ACTIVITIES-ATHLETICS

Andre' Walker	HISD Athletics Director, Chair
Rosa Hernandez	Welch Middle School Principal
Susan Monaghan	Westbury High School Principal
Laurel Williams	Baylor College of Medicine Associate Professor
Twila Carter	Astros Foundation Executive Director
Sonia Rodriguez	North Houston Early College High School Teacher
Victoria Moore	Hartman Middle School Teacher
Jim Mabrey	HISD Parent

COMMITTEE MEMBERS — FACILITIES MANAGEMENT

Alishia Jolivette	HISD Facilities, Maintenance, and Operations Officer, Chair
Cesar Martinez	HISD Northwest Area Superintendent
Christina Reed	Baylor College Of Medicine Placenta Accreta Spectrum Care Team Operations Director, HISD Parent
David Terrell	Frost Elementary School Principal
Felecia German	HISD Educational Consultant
Barry Taylor	HISD Custodial Operations Senior Manager
Rebecca Busse	Bush Elementary School Teacher
Brittany Corprew	Patterson Dual Language & Literature Magnet School Teacher
Johnny King	Elrod Elementary School Nurse
Naomi Lofton	HISD Parent

COMMITTEE MEMBERS — NUTRITION

Betti Wiggins	HISD Nutrition Services Officer, Chair
Geovany Ponce	HISD East Area Superintendent
Gwendolyn Hunter	Pleasantville Elementary School Principal
Maria Solis	Farias Early Childhood Center Principal
Zeph Capo	Houston Federation Of Teachers President
Heather Kohn	HISD Nutrition Services Quality Assurance Manager
Kimberly Fletcher	Wisdom High School Teacher
Lisa Tauser	HISD Parent
Carla Tessman	HISD Parent

COMMITTEE MEMBERS — TRANSPORTATION

John Wilcots	HISD Transportation Services General Manager, Chair
Nicole Moore	South Area Superintendent
Ross McAlpine	Jordan Career Center Principal
Cesar Maldonado	HCC Chancellor
Cheryl Fulmer	River Oaks Elementary School Nurse, HISD Parent
Sonya Crawford	Coop Elementary School Teacher
Rebecca Hiatt	Baylor College of Medicine Biotech Academy at Rusk Teacher
Shreela Sharma	HISD Parent

COMMITTEE MEMBERS — ALL OTHER DEPARTMENTS

Silvia Trinh	HISD Chief of Staff, Chair
Scott Gilhousen	HISD Chief Technology Information Officer
Rebecca Suárez	HISD Chief Communications Officer
Glenn Reed	HISD Chief Financial Officer
Patrick Porter	HISD Information Technology Director
Pete Lopez	HISD Police Department Chief
Mike Webster	HCC Workforce Instruction Association Vice Chancellor
Juliet Stipeche	City of Houston Mayor's Office of Educator Director
Raechelle Anglin-Kay	Cookies Place Healthcare Natural Medicine Specialist and Wellness Director and Home Experts of Kay Team Realty Team Lead/Agent Trainer

EXECUTIVE SUMMARY

In May 2020, the Houston Independent School District established a Communicable Disease Plan Task Force — a working group made up of key employees, educators, parents, community members, and healthcare officials.

The **72-member task force** was charged with reviewing guidance from local, state, and federal health and education officials, as well as feedback from HISD parent and teacher surveys, and then providing recommendations that prioritize health and safety.

The group worked diligently through **the summer** to identify ways HISD could return students and teachers to classrooms and employees to office workspaces while following public health guidelines and mitigating transmission of **communicable diseases**.

The HISD Communicable Disease Plan outlines its recommendations — as well as accompanying procedures, protocol, challenges, and needs — for all facets of the country's seventh-largest district. The information below provides a high-level summary of the plan.

The task force expects all procedures outlined in this document to be implemented upon reopening of district schools and buildings.

Because of changing conditions, this plan is considered a living document. The task force expects HISD administrators to continually monitor health conditions and review procedures and protocols, making adjustments as needed to ensure compliance with public health guidelines and local, state, and federal law.

Updated versions of this plan will be issued as adjustments are needed. The most updated content will be printed in blue for quick identification.

DISCLAIMER

The Communicable Disease Committee believes it is important to follow guidance and recommendations provided by local public health officials, including the Harris County Public Health department.

The committee also agrees with the Harris County Public Health Roadmap to Reopening Schools released on Aug. 12, 2020 (See Appendix). The committee believes the HISD Communicable Disease Plan is closely aligned with the Roadmap to Reopening Schools and encourages the district to follow its guidance whenever possible to ensure the safest environment for students and staff. However, the committee cannot recommend full adoption as we understand the district may need to deviate from recommendations that may potentially conflict with current or future Texas Education Agency directives.

General Safety Protocols

Before buildings reopen, employees, students, and community members will be notified about and trained on new safety and screening protocols. New protocols include requiring all HISD employees, students, and visitors to undergo entry screenings, wear masks, wash hands regularly, and practice physical distancing.

The district will provide enough hand soap, paper towels, tissues, hand sanitizer, and disinfectant to accommodate frequent cleaning of high touch areas.

Campus Management

Classrooms will be reconfigured to ensure 6 feet of space between [desks whenever possible](#). Students may have staggered schedules and alternate between in-person and virtual learning to accommodate physical distancing. Student assemblies will be held virtually.

All campus-based employees and students must follow infection and high-touch area protocols. Schools should limit visitors and assign a team to notify their communities of the updated visitation procedures.

Campuses must establish isolation areas for students and adults who become sick during the school day.

Extracurricular Activities and Athletics

Extracurricular activities will follow the same safety practices employed on school campuses during the school day. School-based extracurricular activities will resume when in-person instruction begins. Masks must be made available to and worn by students and teachers during all extracurricular activities.

Student sporting events are tentatively scheduled for the fall, but HISD Athletics will adjust plans as [public health](#) conditions change.

Fine Arts

Fine arts will require physical distancing and reorganize classrooms to ensure desks are spaced 6 feet [apart whenever possible](#). Students will not be allowed to share personal belongings, equipment, or other items, including computers, instruments, costumes, and uniforms.

Facility Management

Facilities, Maintenance, and Operations employees will follow the Centers for Disease Control and Prevention guidelines regarding the cleaning, sanitation, and disinfection of district facilities. FMO employees will adhere to physical distancing and sanitation guidelines regarding work orders, rentals, and building use.

Student Meals

Nutrition Services will provide breakfast, lunch, snack, and afterschool at-risk supper for students engaged in in-person learning. Curbside meals will be available for students enrolled in virtual learning. Employees will continue to accommodate student health, medical, and special dietary needs, as well as allergy concerns.

Department employees will follow public health hygiene recommendations and enhance custodial cleaning and surface disinfection. Additionally, Hattie Mae's Café will reopen to customers in alignment with state-mandated health protocols.

Bus Transportation

Transportation Services will enhance cleaning protocols and implement physical distancing for all buses and buildings. Because physical distancing drastically reduces bus capacity, only special education and homeless students will be transported when in-person instruction resumes. Additionally, priority will be given to certain student populations based on the district's [phased-in](#) return plan.

The department also will implement contingency plans for responding to student bus riders and bus drivers who develop a presumed or confirmed case. Touch time clocks will be phased out to eliminate additional high-risk surface contacts for employees.

12-Month District Employees

All non-campus, 12-month employees will return to normal operations in phases. Employees will receive prior to their return to work clear communication about phased timelines, as well as educational information and online training related to best practices for returning to office workspaces. Additionally, employees must follow public health hygiene recommendations and HISD procedures and protocols for building visitors and facility and district closures.

HISD COMMUNICABLE DISEASE PLAN

CAMPUS-BASED

CAMPUS-BASED

Task Summary

Provide guidance to campus-based employees, students, and families related to operational procedures and protocols for safely re-opening HISD schools, as well as procedures and protocols for future health-related closures that could lead to interruption of schooling.

Plan Summary

Communicate to employees, students, families, and community members HISD's plan to safely return students and teachers to classrooms and employees to office workspaces in accordance with public health and education guidelines, including those provided by the Centers for Disease Control and Prevention, state and local health departments, and Texas Education Agency.

Procedures & Actions

PROCEDURE: TRAIN STAFF, STUDENT, PARENTS, AND COMMUNITY MEMBERS ON SAFETY PROTOCOLS PRIOR TO RE-OPENING SCHOOLS

1. Train campus staff on self-care protocols, as well as operational and instructional procedures for schools and classrooms.
2. Train student groups according to grade level.
3. Train parents and community member in varied languages and modalities because not all have access to digital tools.

PROCEDURE: COMMUNICATE SUCCINCTLY TO ALL STAKEHOLDERS

1. Begin with clear, inspirational messaging stressing HISD's commitment to continue providing quality education — whether it is virtually, in-person, or a combination of both.
2. Include standards, such as Board of Education Emergency Constraints, that HISD will prioritize.
3. Ensure campus-based messaging is aligned with district messaging and communicated directly from schools to their school communities.

PROCEDURE: RETHINK INSTRUCTIONAL DELIVERY

1. Provide families and staff options for instructional delivery and student-teacher interaction.
2. Minimize the risk of exposure for students who are more vulnerable due to underlying conditions, such as diabetes, asthma, and pregnancy.
 - a. Offer virtual learning.
 - b. Identify isolated learning spaces.
3. Rethink employee roles if different instructional delivery options are implemented.
4. Establish clear protocols and expectations for students learning from home.
5. Communicate the need for technology access at home.

PROCEDURE: PRIORITIZE STAFF AND STUDENT SAFETY

1. Provide hand hygiene/sanitation stations at the entrance of all campuses and buildings.
2. Direct employees to consult the Americans with Disabilities Act Accommodations Review Committee to seek workplace accommodations.
3. Revise procedures as necessary based on public health guidelines.

CAMPUS-BASED – EMPLOYEE RETURN

Task Summary

Provide guidance to campus-based employees, students, and families related to operational procedures and protocols for safely re-opening HISD schools, as well as procedures and protocols for future health-related closures that could lead to interruption of schooling.

Plan Summary

Communicate to employees, students, families, and community members HISD's plan to safely return students and teachers to classrooms and employees to office workspaces in accordance with public health and education guidelines, including those provided by the Centers for Disease Control and Prevention, state and local health departments, and Texas Education Agency.

Procedures & Actions

PROCEDURE: SCREEN ALL EMPLOYEES

1. See Entry Screening section for detailed information.

PROCEDURE: IMPLEMENT PHYSICAL DISTANCING

1. Ensure all students and staff remain 6 feet apart in all [areas whenever possible](#).
2. Configure all shared campus spaces to ensure proper physical distancing.
 - a. Consider occupancy per square footage to ensure all individuals have [sufficient space](#).
 - b. Use larger areas as classrooms.
 - c. Reconfigure classrooms to ensure 6 feet of space between [desks whenever possible](#).
3. Require all campuses install physical distancing visual markers and directional signage.

PROCEDURE: REQUIRE APPROPRIATE PERSONAL PROTECTIVE EQUIPMENT

1. Require all employees to wear masks, including but not limited to food handlers, nurses, PSI nurses, and anyone handling health and medical needs.
 - a. [See Mask Adaptations and Alternatives in Appendix for more information](#).
2. Require gloves for employees tasked with handling large volumes of paperwork, such as during registration.

PROCEDURE: ESTABLISH HIGH-TOUCH AREA SAFETY PROTOCOLS

1. Identify high-touch areas.
 - a. Employee sign-in/sign-out areas
 - b. Main office
 - c. Early childhood classrooms
 - d. Restrooms
2. Require restrooms and other high-touch areas to be cleaned hourly.

PROCEDURE: NOTIFY EMPLOYEES OF AVAILABLE HEALTHCARE RESOURCES

1. [Ensure all employees are aware of available low-cost and no-cost medical care and testing resources](#).

CAMPUS-BASED – STUDENT RETURN

Task Summary

Provide guidance to campus-based employees, students, and families related to operational procedures and protocols for safely re-opening HISD schools, as well as procedures and protocols for future health-related closures that could lead to interruption of schooling.

Plan Summary

Communicate to employees, students, families, and community members HISD's plan to safely return students and teachers to classrooms and employees to office workspaces in accordance with public health and education guidelines, including those provided by the Centers for Disease Control and Prevention, state and local health departments, and Texas Education Agency.

The Student Return section establishes guidelines to ensure safety for students returning to in-person classroom instruction and equitable access for students engaged in virtual learning.

Procedures & Actions

PROCEDURE: SECURE PARENT/GUARDIAN/FAMILY CONTACT INFORMATION

1. Secure current student contact information at the campus level before school starts.
 - a. Verify language preference to facilitate communication between school and families.
 - b. Request assistance from HISD Translation Services, if unable to provide translation at the campus level.
2. Implement plan to maintain accurate contact information, including regularly updating the district database, throughout the school year.
3. Provide support before school starts to students with previously identified (Spring 2020) technology needs.
4. Create a student data backup plan in preparation for the transition to HISD Connect to prevent information loss.

PROCEDURE: IMPLEMENT SCREENING PROTOCOLS

1. See Entry Screening section for detailed information.

PROCEDURE: IMPLEMENT PHYSICAL DISTANCING

1. Ensure students remain 6 feet [apart whenever possible](#) in all areas, including in classrooms, restrooms, hallways, cafeterias, gyms, libraries, dismissal lines, and buses, as well as at lockers and recess and while participating in athletics. Configure all shared spaces to ensure proper physical distancing.
 - a. Consider occupancy per square footage to ensure all individuals have sufficient space.
 - b. Designate separate adult and student isolation areas.
 - c. Reconfigure classrooms to ensure 6 feet of space between [desks whenever possible](#).
2. Require all campuses install physical distancing visual markers and directional signage.
3. Encourage no-touch greetings.
4. Monitor physical distancing at lunch to ensure compliance — especially important because students must remove their masks to eat. Consider serving lunch in classrooms, rather than the cafeteria.
5. Minimize student movement as much as possible to reduce contacts and risk of exposure.
6. Ensure adults on campus model physical distancing at all times.

PROCEDURE: REQUIRE APPROPRIATE PERSONAL PROTECTIVE EQUIPMENT

1. Require all students to wear either district-provided or personal masks throughout the school day and while in district schools and facilities.

- a. Require all personal masks to be fitted to the face, covering both the nose and mouth, and at least two layers thick.
 - i. Ensure masks with a wire bridge are pinched down and fitted to the nose to ensure they are snug.
 - ii. Prohibit vented masks, bandannas, scarves, handkerchiefs, neck gaiters, or other loose fitting cloths from being used as masks. (See Personal Protective Equipment Protocols.)
 - b. Provide supervisors discretion to require district-provided masks if it is determined a personal mask does not meet minimum health and safety standards.
 - c. Require masks be worn at all times, including in restrooms.
 - d. Allow masks to be removed only when eating or drinking during lunch periods.
 - e. See Mask Adaptations and Alternatives in Appendix for more information.
2. Provide district-purchased masks to students if they do not have one.
 3. Ensure all student masks meet requirements as outlined [by public health guidelines](#) and the Code of Student Conduct.
 4. Ensure schools set mask guidelines and communicate them to parents, teachers, and support staff.
 - a. Communicate guidelines and cleaning frequency for reusable masks, as well as proper usage, handling, and disposal for disposable masks.
 - b. Direct students not to wear gloves unless specially instructed to do so by school personnel.
 5. Train staff on proper mask use and handling and set aside instructional time to train students.
 - a. Designate class time for mask instruction in early childhood grades and for special student populations, such as those with Individualized Education Plans (IEP) or in life skills classes.
 6. Provide classroom signs illustrating the proper use of masks and any other required personal protective equipment.
 7. Provide district support to campuses for monitoring personal protective equipment implementation throughout the school year.
 - a. Personnel for monitoring and implementation
 - b. Continued provision of personal protective equipment
 8. Ensure all adults on campus model all personal protective equipment guidelines and wear masks at all times, except while eating lunch.

PROCEDURE: IMPLEMENT HIGH-TOUCH AREA PROTOCOLS

1. Ensure the district provides sufficient hand soap, paper towels, tissues, hand sanitizer, and disinfectant to accommodate frequent cleaning of high-touch areas.
 - a. Replenish campus stock regularly or upon request (within two school days).
 - b. Discourage use of campus bathroom hand dryers to prevent [inadvertent spread](#).
2. Ensure district provides necessary personnel to assist campuses with increased cleaning frequency.
3. Prevent students from sharing classroom supplies, including pencils, markers, books, dictionaries, library books, scissors, etc.
4. Establish campus protocols to minimize student contact with frequently touched items in high-traffic areas. Example: Teachers stand at door and hold it open to avoid multiple students touching it.

PROCEDURE: ESTABLISH VIRTUAL LEARNING PROTOCOLS

1. Require campus administrators develop action plan to implement virtual learning should the school need to close due to a case on campus or a rise in local cases or should the school need to implement an A/B or rotating schedule to ensure physical distancing. Plans must include:

- a. Provisions for students who lack technology to support learning
 - b. Plans for communicating protocols to parents and students on an ongoing basis
 - c. Training for teachers and staff to facilitate the transition to virtual learning
 - d. Procedures for special needs students
2. Adopt Microsoft Teams districtwide as the primary platform used at all campuses and minimize the overall number of technology platforms utilized to avoid confusion for families and students.
 3. Offer a virtual campus information session to help parents and students understanding the primary platform before school starts.
 4. Develop a districtwide method for obtaining electronic signatures without printers or scanners.
 5. Consider beginning school with a fundamental campus-based plan to deliver a blended virtual and face-to-face curriculum.

PROCEDURE: FOLLOW STUDENT EXPOSURE PROTOCOLS

1. Follow district guidelines for students displaying possible symptoms or [reporting possible exposure](#).
2. Develop procedure for parent communication if a student comes to campus with possible symptoms or exposure.
 - a. Inform student and parent immediately as to why the student is not allowed in school and share district exposure protocols.
 - b. Provide guidelines for when students are permitted to return to campus.

PROCEDURE: SUPPLEMENT EXISTING SUPPORT SERVICES

1. Provide necessary district personnel (social workers, counselors, helping professionals) to support students' psycho-social and emotional needs.
2. Provide necessary district personnel (nurses, wraparound specialists, custodians, etc.) to assist schools in implementing communicable disease protocols.

PROCEDURE: IMPLEMENT DISTRICTWIDE CAMPUS CONSIDERATIONS

1. Implement flexible attendance policies and practices to enable students and staff to stay home when they are sick or live with someone who is sick or they have been exposed to someone who is sick.
2. Implement flexible policies and practices regarding curricula and testing to remediate learning loss and respond to student social-emotional needs resulting from the impact of [communicable diseases during impacted school years](#).
3. [Consider violations of the communicable disease protocols as non-compliance and student misconduct and address with disciplinary options outlined in the Code of Student Conduct.](#)
4. Limit campus visitors through the use of virtual meeting platforms, conference calls, and other non-contact methods.
5. Follow established district guidelines regarding the frequent cleaning and disinfecting of campuses to ensure student safety and health, and communicate regularly with appropriate Facilities, Maintenance, and Operations personnel.
6. Monitor and comply with all public health and education guidelines, including those outlined by the Centers for Disease Control and Prevention, state and local health departments, and Texas Education Agency.
7. Create campus plans for registering and enrolling new students, include an option for online registration, and enhance safety protocols for families that must register in-person.
 - a. Consider providing paperwork that families can complete before arrival.
 - b. Set registration appointments.

- c. Create a designated space on campus for registration.
 - d. Follow all safety guidelines.
8. Follow safety protocols for all before and after-school activities.
 9. Implement district protocols and procedures specific to higher-risk students, including those who are medically fragile or have medical needs. Encourage parents to provide information regarding their high-risk or fragile child.
 10. Provide teachers with a list of possible symptoms in children to help them monitor for illness.
 11. Create campus-based pick-up procedures that follow the safety guidelines outlined in this plan.
 12. Follow student's IEPs as mandated by law and provide district support for those efforts.

CAMPUS-BASED – ENTRY SCREENING

Task Summary

Provide guidance to campus-based employees, students, and families related to operational procedures and protocols for safely re-opening HISD schools, as well as procedures and protocols for future health-related closures that could lead to interruption of schooling.

Plan Summary

Communicate to employees, students, families, and community members HISD's plan to safely return students and teachers to classrooms and employees to office workspaces in accordance with public health and education guidelines, including those provided by the Centers for Disease Control and Prevention, state and local health departments, and Texas Education Agency.

Procedures & Actions

PROCEDURE: SCREEN ALL EMPLOYEES

1. Require all employees to undergo daily online self-screening prior to arrival at their assigned work location.
 - a. Require all employees to download the Axiom Medical CheckIn2Work health screening app.
 - b. Require employees to conduct daily self-screening (including temperature checks) and report via the app prior to arriving at work and following all instructions as outlined in the health screening app.
 - c. Require employees to stay home if sick.
 - d. Require supervisors to review daily compliance reports sent to them each morning to ensure all employees are completing health screening via the app.
2. Require employees to self-monitor for symptoms throughout the workday and promptly report to their supervisor any changes in condition.

PROCEDURE: SCREEN ALL STUDENTS

1. Establish campus-based Wellness Teams responsible for conducting entry screening.
 - a. Direct principal to assign staff to Wellness Team

CAMPUS STUDENT ENROLLMENT	WELLNESS TEAM MEMBERS*	THERMOMETERS REQUIRED
500 or less	5	5
1,000 or less	10	10
2,000 or less	15	15
2,001 or more	25	25

2. Post signage detailing symptoms at designated entry points.

3. Require students enter through designated entry points and immediately stop to undergo [temperature screening, allowing entry for students who meet temperature screening standards \(under 100 degrees\)](#).
4. Establish extended and staggered drop-off times and implement non-contact drop-off, which requires students get in and out of cars independently and prevents parents from walking students into the building.
5. Encourage families to assign a person who is not high risk to consistently pick-up and drop-off their student each day.
6. Require parents to self-monitor their students for [symptoms](#), [check](#) their temperatures before coming to an HISD school or [building](#), and keep students home when sick.
7. Prevent schools from incentivizing perfect attendance.

PROCEDURE: SCREEN ALL VISITORS

1. Limit visitation to essential visitors who have a previously scheduled appointment and require all to wear a mask while in HISD schools and buildings.
2. Establish campus-based Wellness Teams responsible for conducting entry screening.
 - a. Direct principal to assign staff to Wellness Team.

CAMPUS STUDENT ENROLLMENT	WELLNESS TEAM MEMBERS*	THERMOMETERS REQUIRED
500 or less	5	5
1,000 or less	10	10
2,000 or less	15	15
2,001 or more	25	25

3. Post signage detailing symptoms at designated entry points.
4. Require visitors enter through designated entry points and immediately stop to undergo screening.
 - a. Ask visitors if they are symptomatic.
 - i. Isolate and deny entry to visitors who respond 'yes.'
 - ii. Forward visitors who respond 'no' to temperature screening.
 - b. Conduct temperature check.
 - c. Allow entry for essential, scheduled visitors who meet temperature screening standards (under 100 degrees).
5. Require visitors to self-monitor for [symptoms](#), [check](#) their temperatures before coming to an HISD school or [building](#), and stay home when sick.
6. Prohibit all non-essential campus visitors, instead using virtual meetings when possible.
7. Prohibit non-essential deliveries, including food, personal items, homework, musical instruments, etc.

CAMPUS-BASED – INFECTION PROTOCOLS

Task Summary

Provide guidance to campus-based employees, students, and families related to operational procedures and protocols for safely re-opening HISD schools, as well as procedures and protocols for future health-related closures that could lead to interruption of schooling.

Plan Summary

Communicate to employees, students, families, and community members HISD's plan to safely return students and teachers to classrooms and employees to office workspaces in accordance with public health and education

guidelines, including those provided by the Centers for Disease Control and Prevention, state and local health departments, and Texas Education Agency.

Procedures & Actions

PROCEDURE: FOLLOW HEALTH AND MEDICAL SERVICES PROCEDURAL GUIDELINE FOR POSSIBLE AND CONFIRMED CASES

1. Immediately notify school nurse to report exposure as well as presumed or confirmed positive case.
 - a. Require School Nurse to contact student/employee to investigate, complete Case Report Form, and submit to Health and Medical Services Nurse Manager.
 - b. Require department supervisor to contact Health and Medical Services director or school nurse manager and provide employee's name, date of birth, and contact information.
2. See Appendix for HISD Health and Medical Services Procedural Guideline For Exposure, Suspected, or Confirmed Positive COVID-19 Students, Employees, and Visitors.
3. Identify areas where individual was present and task campus-based staff with cleaning and disinfecting the space following Centers for Disease Control and Prevention and Environmental Protection Agency guidelines.
4. Provide exposure risk communication to staff, students, and parents.

CAMPUS-BASED – PERSONAL PROTECTIVE EQUIPMENT PROTOCOLS

Task Summary

Provide guidance to campus-based employees, students, and families related to operational procedures and protocols for safely re-opening HISD schools, as well as procedures and protocols for future health-related closures that could lead to interruption of schooling.

Plan Summary

Communicate to employees, students, families, and community members HISD's plan to safely return students and teachers to classrooms and employees to office workspaces in accordance with public health and education guidelines, including those provided by the Centers for Disease Control and Prevention, state and local health departments, and Texas Education Agency.

Procedures & Actions

PROCEDURE: REQUIRE MASKS FOR ALL STUDENTS AND STAFF

1. Require staff, students, and visitors to wear a mask covering both the nose and mouth while in any district school or facility.
2. Issue masks to all HISD employees upon their return to work, with frequency of distribution determined by job responsibilities.
 - a. Ensure adequate supply of surgical masks for nurses, students, and staff, and N-95 mask isolation area staff.
3. Allow as acceptable both district-issued disposable masks and personal, reusable masks.
 - a. Require all personal masks to be fitted to the face, covering both the nose and mouth, and at least two layers thick.
 - i. Ensure masks with a wire bridge are pinched down and fitted to the nose to ensure they are snug.
 - b. Instruct employees to wash reusable personal masks daily, after each use, and/or when wet or soiled.
 - c. Ensure personal masks comply with the HISD Dress Code and are not inappropriate or derogatory in nature.

- d. Prohibit vented masks, bandannas, scarves, handkerchiefs, neck gaiters, or other loose fitting cloths from being used as masks.
 - e. Provide supervisors discretion to require district-provided mask if it is determined a personal mask does not meet minimum health and safety standards.
4. Require masks at all times for employees assigned to open/cubical office spaces to mitigate transmission in open floor plans.
 5. Allow mask removal for employees assigned to a personal offices only when they are in their personal office with the door closed.
 6. Require employees to wear a mask any time they are outside their personal office, or in common areas or restrooms.

PROCEDURE: WEAR GLOVES

1. Ensure adequate supply of gloves for nurses, custodians, food service workers, and special education staff.

PROCEDURE: WEAR GOWNS

1. Ensure adequate supply of gowns for nurses and select special education staff.

PROCEDURE: PROCURE MISCELLANEOUS SAFETY ITEMS

1. Ensure adequate personal protective equipment and supplies needed to frequently clean and sanitize high-touch surfaces, including desks, counters, doorknobs, light switches, etc

ITEM	DISTRIBUTION VOLUME	DELIVERY FREQUENCY
Disposable Masks	1 per staff/student per work/school day	Weekly
Gloves (Campus)	1 box per 100 students/staff count	Monthly
Gloves (Classroom)	1 box per classroom per month	Monthly
Wipes (Campus)	1 package per 100 students/staff count	Weekly
Wipes (Classroom)	1 package per classroom per week	Weekly
Thermometer	Based on school population (See table in Campus-Based Entry Screening Section on Page 17.)	One-time delivery
Gowns (Campus)	50 each per 750 or less students/staff count 100 each per 751 or more students/staff count	Monthly
Gowns (Campus/ Special Education)	All Special Education self-contained classrooms	Monthly by Special Education department

2. Ensure adequate supplies of plastic wrap needed to cover keyboards and other shared equipment.
3. Use double-bagging method to dispose of potentially infectious waste in the health office.
4. Procure sneeze-guards for front desk reception areas, shared workspaces, cafeteria tables, etc.
5. Procure isolation kits for schools without adequate space for isolation.

CAMPUS-BASED – VISITOR PROTOCOLS

Task Summary

Provide guidance to campus-based employees, students, and families related to operational procedures and protocols for safely re-opening HISD schools, as well as procedures and protocols for future health-related closures that could lead to interruption of schooling.

Plan Summary

Communicate to employees, students, families, and community members HISD's plan to safely return students and teachers to classrooms and employees to office workspaces in accordance with public health and education guidelines, including those provided by the Centers for Disease Control and Prevention, state and local health departments, and Texas Education Agency.

Visitor protocols limit visitors to the minimum necessary to conduct business on campus.

Procedures & Actions

PROCEDURE: SCREEN ALL VISITORS

*This protocol applies to all visitors who attempt to gain access to a campus, but does not include students, faculty, or staff assigned to that campus.

1. See Entry Screening section for detailed information.

PROCEDURE: MINIMIZE CAMPUS VISITORS

1. Limit campus visitors through use of virtual meeting platforms, conference calls, and other non-contact methods for required meetings, including ARD, 504, and IAT meetings.
2. Allow only essential visitors who have a previously scheduled appointment.
3. Prohibit all non-essential campus visitors and lunch visitations and all non-essential deliveries, including food, personal items, homework, musical instruments, etc.
4. Implement no-contact drop-off to prevent parents from entering the building during arrival and dismissal and encourage them to remain in their vehicles or appropriately physically distanced if they walked to campus.

PROCEDURE: ESTABLISH CAMPUS ISOLATION AREAS

1. Establish isolation areas for students who show symptoms while at school.
 - a. Establish separate isolation areas for adults who show symptoms while at school and cannot immediate leave.
2. Ensure isolation room is supervised at all times, always stocked with masks and hand sanitizer, and thoroughly cleaned each day.
3. Provide separate restrooms for students and visitors and monitor to ensure low occupancy.

PROCEDURE: ASSIGN TEAM TO IMPLEMENT CAMPUS VISITOR PROTOCOLS

1. Assign Wellness Team to implement, monitor, and adjust campus visitor protocol.
2. Train team and task them with training to staff, students, and the community.
3. Direct team to communicate with each other promptly.

PROCEDURE: COMMUNICATE VISITATION POLICY TO PARENTS/GUARDIANS AND STAKEHOLDERS

1. Communicate visitation policy, including visitor limitations and screening protocols, before school starts.
 - a. Communicate visitor protocols to parents via school website, callouts, social media, etc.
2. Train parents on campus-based visitor protocol.
3. Provide parents with guidelines and offer training sessions.
4. Post notices at all designated entry points.
 - a. Alert visitors to the required screening process.
 - b. Refuse entry to individuals with symptoms.

- c. Encourage individuals to stay home when sick.
- d. Provide instructions on proper hand-washing and use of masks.
- 5. Provide visitors with a hard copy of guidelines if they are allowed entry.
- 6. Coordinate with special education partners.

CAMPUS-BASED – CLOSURE PROTOCOLS

Task Summary

Provide guidance to campus-based employees, students, and families related to operational procedures and protocols for safely re-opening HISD schools, as well as procedures and protocols for future health-related closures that could lead to interruption of schooling.

Plan Summary

Communicate to employees, students, families, and community members HISD's plan to safely return students and teachers to classrooms and employees to office workspaces in accordance with public health and education guidelines, including those provided by the Centers for Disease Control and Prevention, state and local health departments, and Texas Education Agency.

Procedures & Actions

PROCEDURE: COMMUNICATE CLEANING AND CLOSURE PROCESS

- 1. Communicate temporary closure possibilities and procedures to employees and students upon their return to campus.

PROCEDURE: IMPLEMENT CLEANING PROTOCOLS AS REQUIRED

- 1. Require all buildings that report any confirmed positive or presumed positive cases to be cleaned and disinfected overnight.
- 2. Notify parents and employees.
- 3. Issue shelter in place order for the day if school cannot be disinfected prior to arrival of students and staff or if individual becomes sick while on campus.
 - a. Require learning to continue as normal, with school dismissing and buses running as scheduled, and students and staff remaining in assigned classrooms throughout the day and for lunch to limit movement and minimize contact.
 - b. Isolate and send home any Infected or exposed students.
 - c. Ensure campus is cleaned and disinfected overnight and lift shelter in place order the following day.
- 4. Notify all close contacts about potential exposure and require them to quarantine.

PROCEDURE: IMPLEMENT TEMPORARY CLOSURES PROTOCOLS AS REQUIRED

- 1. Require HISD Health and Medical Services to determine the need for campus closure in consultation with the Houston Health Department.
- 2. Ensure decisions are based on all evidence and totality of circumstances, in alignment with Centers for Disease Control and Prevention guidance, and on a case-by-case basis.
- 3. Notify parents and employees.
- 4. Issue a shelter in place order for the remainder of the day if the determination to close is made during school hours.

- a. Require learning to continue as normal, with school dismissing and buses running as scheduled and students and staff remaining in assigned classrooms throughout the day and for lunch to limit movement and minimize contact.
- b. Isolate and send home any Infected or exposed students.
- c. Close campus and transitions to virtual learning the following day.
- 5. Ensure campus is cleaned and disinfected before reopening.
- 6. Implement remote working protocols for all employees unless otherwise directed by supervisors.
- 7. Notify parents and employees once in-person learning resumes.

CAMPUS-BASED – FINE ARTS: DANCE/PK-12

Task Summary

Provide guidance to campus-based employees, students, and families related to operational procedures and protocols for dance instruction upon the re-opening HISD schools, as well as procedures and protocols for future health-related closures that could lead to interruption of schooling.

Plan Summary

Implement plan developed by the HISD Fine Arts department (dance, theater, music, and visual arts), in accordance with public health and education guidelines, and focused on seven key areas — class size, technology, material sharing, equipment, uniforms and costuming, performances and exhibitions, and transportation — crucial to ensuring a safe and effective classroom experience for all students.

Procedures & Actions

PROCEDURE: LIMIT CLASS SIZE TO ENSURE PHYSICAL DISTANCING

1. Limit class sizes to an appropriate number of students to maintain physical distancing and place emphasis on keeping dance rooms clean.
 - a. Require students take off their shoes before entering class whenever possible at the teacher's discretion.
 - b. Require students wash hands or use hand sanitizer containing at least 60 percent alcohol when entering class.
 - c. Tape off dance floor to mark students' personal spaces with circles or squares.
 - d. Hold the dance class outdoors when possible.
2. Limit instruction of dances that don't allow for physical distancing (ex. partner dance, hand-holding, lifts, contact improvisation, or dancing involving body contact) and instead have teachers demonstrate dance technique facing the mirror.
3. Maintain physical distancing at all times, including during small group instruction, and use blended learning whenever possible.

PROCEDURE: UTILIZE TECHNOLOGY TO SUPPORT LEARNING

1. Utilize any apps and technology that support the learning of dance concepts and TEKS, recording of dance videos, and enabling of live communication and instruction.
2. Modify and adapt curriculum and instruction to ensure safe learning and instruction occurs in traditional, online, or blended learning classrooms.

PROCEDURE: PROHIBIT MATERIAL AND EQUIPMENT SHARING

1. Prohibit sharing of all props, equipment, and other materials, except for ballet barres which may be shared occasionally.

- a. Clean immediately after class any equipment or props used by students.
- b. Allow only the teacher to operate the sound system/speakers.
- c. Allow only students who have used hand sanitizer to operate portable, smaller speakers.
- d. Ensure anything that must be shared is sanitized between uses.

PROCEDURE: CLEAN AND DISINFECT CLASSROOMS

1. Disinfect ballet barres and all used equipment between classes.
2. Open windows for air exchange.
3. Shorten classes to allow time to clean and prepare before the next group.

PROCEDURE: IMPLEMENT UNIFORM/COSTUMING PROTOCOLS

1. Require students to wear dance clothes (pants, capri pants, shorts, etc.) under school clothes if dressing out is not allowed in locker rooms.
2. Require students to wear dance shoes that fully cover the foot or designated shoes for dance classes.
3. Prohibit sharing of any personal belongings.
 - a. Require students to have their own uniforms.
 - b. Require students to have their own water bottle, hand sanitizer, mask, dance shoes, and/or dance bag.
4. Minimize costuming as much as possible.
 - a. Wash or professionally clean all costumes before issuing to students.
 - b. Limit costume distribution to a particular performance and issue one hour before performance.
 - c. Require students place costumes in a plastic bag and return to teachers after the performance.
 - d. Require teachers to clean costumes and prepare them for the next group or performance.
5. Offer alternate costuming option that allows students to have their own costume(s) for the school year.
 - a. Require every drill dance team student to have their own uniform and prohibit them from sharing uniforms or any other clothing pieces with other students.

PROCEDURE: IMPLEMENT PERFORMANCE/EXHIBITION PROTOCOLS

1. Adhere to physical distancing and safety protocols for performances.
 - a. Ensure live performance audiences are seated in the auditorium by family groups.
 - b. Provide additional dressing rooms for costume changes or minimize costume changes.
 - c. Follow the protocol for costume issuing and collecting.

PROCEDURE: IMPLEMENT TRANSPORTATION PROTOCOLS

1. Schedule buses to arrive an hour earlier than normal for orderly seating.
2. Require students to wear masks while riding the school bus and bring their own dance bags, hand sanitizer, and water bottle.
3. Adhere to Transportation Services seating protocols designed to accommodate physical distancing and enhance student safety.

CAMPUS-BASED – FINE ARTS: THEATRE/ELEMENTARY

Task Summary

Provide guidance to campus-based employees, students, and families related to operational procedures and protocols for **theatre** instruction upon the re-opening HISD schools, as well as procedures and protocols for future health-related closures that could lead to interruption of schooling.

Plan Summary

Implement plan developed by the HISD Fine Arts department (dance, theater, music, and visual arts), in accordance with public health and education guidelines, and focused on seven key areas — class size, technology, material sharing, equipment, uniforms and costuming, performances and exhibitions, and transportation — crucial to ensuring a safe and effective classroom experience for all students.

Procedures & Actions

PROCEDURE: LIMIT CLASS SIZE TO ENSURE PHYSICAL DISTANCING

1. Adjust number of students in the classroom based on available square footage as required by public health guidelines and/or move classes to larger spaces, such as the cafeteria or outdoors, when appropriate.
2. Hold theatre classes while limiting students' proximity and contact.
3. Allow rehearsals and classwork to done remotely.

PROCEDURE: UTILIZE TECHNOLOGY TO SUPPORT LEARNING

1. Provide one laptop or tablet per student for remote learning, if needed.
2. Allow only one student per class or afterschool rehearsal to use technology, including iPad, laptop, smartphone, lighting console, sound mixing board, or LED light.

PROCEDURE: PROHIBIT MATERIAL AND EQUIPMENT SHARING

1. Prohibit students from sharing any materials, including pens, pencils, props, smart devices, costumes, scripts, handouts, etc.
2. Work with campus administration to ensure adequate supplies to minimize the sharing of materials.
3. Require students to have their own scripts, costumes, and other materials.
4. Prohibit the sharing of objects that are difficult to sanitize, such as crayons, glue, and scissors.

PROCEDURE: CLEAN AND DISINFECT CLASSROOMS

1. Sanitize all equipment touched by students and left in classroom between class periods, including props, composition books, desks, and other materials or equipment used by students.
2. Sanitize any items that must be shared between uses.
3. Encourage teachers to build sanitization into their classroom routines, instructing students on proper cleaning and sanitization protocols at the start of the school year and revisiting protocols regularly.

PROCEDURE: IMPLEMENT UNIFORM/COSTUMING PROTOCOLS

1. Require students to have their own costumes that they take home, when possible.
 - a. Require costumes used only during class or after-school rehearsals to be placed in secure holding area and washed before the next use.
2. Require students to arrive in costume for performances.
3. Do not allow costume crew to assist in costume changes, as students will no longer be allowed to be in close proximity to one another.

- a. Hold fewer technical rehearsals with students in costume.
 - b. Schedule fewer students to be in the dressing room at one time and spread use out over a longer course of time.
 - c. Utilize additional spaces as makeshift dressing rooms, if needed.
 - d. Notify campus administration and maintenance staff ahead of time about all spaces that will be used and obtain written agreement to use such spaces.
 - e. Understand that any occupied space — no matter how long it is occupied — will need to be thoroughly cleaned.
4. Require students supply and use their own theatrical makeup and prohibit sharing under all circumstances.

PROCEDURE: IMPLEMENT PERFORMANCE/EXHIBITION PROTOCOLS

1. Adhere to physical distancing while planning and rehearsing performances, which will impact blocking/staging.
2. Conduct some rehearsals virtually over Microsoft Teams, Zoom, or Google Hangout, if necessary.
3. Await recommendations from the Texas Theatre Administrators Conference committee on safely using performance spaces in schools.

PROCEDURE: IMPLEMENT TRANSPORTATION PROTOCOLS

1. Schedule buses to arrive an hour earlier than normal for orderly seating.
2. Require students to wear masks while riding the school bus.
3. Adhere to Transportation Services seating protocols designed to accommodate physical distancing and enhance student safety.

CAMPUS-BASED – FINE ARTS: THEATRE/SECONDARY

Task Summary

Provide guidance to campus-based employees, students, and families related to operational procedures and protocols for [theatre](#) instruction upon the re-opening HISD schools, as well as procedures and protocols for future health-related closures that could lead to interruption of schooling.

Plan Summary

Implement plan developed by the HISD Fine Arts department (dance, theater, music, and visual arts), in accordance with public health and education guidelines, and focused on seven key areas — class size, technology, material sharing, equipment, uniforms and costuming, performances and exhibitions, and transportation — crucial to ensuring a safe and effective classroom experience for all students.

Procedures & Actions

PROCEDURE: LIMIT CLASS SIZE TO ENSURE PHYSICAL DISTANCING

1. Adjust number of students in the classroom based on available square footage as required by public health guidelines and/or move classes to larger spaces, such as the cafeteria or outdoors, when appropriate.
2. Hold theatre classes while limiting students' proximity and contact.
3. Allow small groups of Technical Theatre students to use booth and shop equipment in shifts while other students study other components.
 - a. Allow enough time to properly sanitize equipment between uses.
 - b. Assign student work based on chosen theatre literature and resources.

- c. Allow rehearsals and classwork to happen at home if remote learning is necessary, as well as in small group pass-offs or via digital submissions, until the group can perform en masse.

PROCEDURE: UTILIZE TECHNOLOGY TO SUPPORT LEARNING

1. Provide one laptop or tablet per student for remote learning, if needed.
2. Allow only one student per class or afterschool rehearsal to use technology, including iPad, laptop, smartphone, lighting console, sound mixing board, or LED light.

PROCEDURE: PROHIBIT MATERIAL AND EQUIPMENT SHARING

1. Prohibit students from sharing any materials, including pens, pencils, props, smart devices, costumes, scripts, handouts, etc.
2. Work with campus administration to ensure adequate supplies to minimize the sharing of materials.
3. Require students to have their own scripts, costumes, and other materials.
4. Prohibit sharing of objects that are difficult to sanitize.

PROCEDURE: CLEAN AND DISINFECT CLASSROOMS

1. Sanitize all equipment touched by students and left in classroom between class periods, including props, composition books, desks, and other materials or equipment used by students.
2. Sanitize any items that must be shared between uses.
3. Encourage teachers to build sanitization into their classroom routines, instructing students on proper cleaning and sanitization protocols at the start of the school year and revisiting protocols regularly.

PROCEDURE: IMPLEMENT UNIFORM/COSTUMING PROTOCOLS

1. Require students to have their own costumes that they take home, when possible.
 - a. Require costumes used only during class or after-school rehearsals to be placed in secure holding area and washed before the next use.
2. Require students to arrive in costume for performances.
3. Do not allow costume crew to assist in costume changes, as students will no longer be allowed to be in close proximity to one another.
 - a. Hold fewer technical rehearsals with students in costume.
 - b. Schedule fewer students to be in the dressing room at one time and spread use out over a longer course of time.
 - c. Utilize additional spaces as makeshift dressing rooms, if needed.
 - d. Notify campus administration and maintenance staff ahead of time about all spaces that will be used and obtain written agreement to use such spaces.
 - e. Understand that any occupied space — no matter how long it is occupied — will need to be thoroughly cleaned.
4. Require students supply and use their own theatrical makeup and prohibit sharing under all circumstances.

PROCEDURE: IMPLEMENT PERFORMANCE/EXHIBITION PROTOCOLS

1. Adhere to physical distancing while planning and rehearsing performances, which will impact blocking/staging.
2. Conduct some rehearsals virtually over Microsoft Teams, Zoom, or Google hangout, if necessary.
3. Await recommendations from the Texas Theatre Administrators Conference committee on safely using performance spaces in schools.

PROCEDURE: IMPLEMENT TRANSPORTATION PROTOCOLS

1. Schedule buses to arrive an hour earlier than normal for orderly seating.
2. Require students to wear masks while riding the school bus.
3. Adhere to Transportation Services seating protocols designed to accommodate physical distancing and enhance student safety.

CAMPUS-BASED – FINE ARTS: MUSIC/GENERAL MUSIC**Task Summary**

Provide guidance to campus-based employees, students, and families related to operational procedures and protocols for [music](#) instruction upon the re-opening HISD schools, as well as procedures and protocols for future health-related closures that could lead to interruption of schooling.

Plan Summary

Implement plan developed by the HISD Fine Arts department (dance, theater, music, and visual arts), in accordance with public health and education guidelines, and focused on seven key areas — class size, technology, material sharing, equipment, uniforms and costuming, performances and exhibitions, and transportation — crucial to ensuring a safe and effective classroom experience for all students.

Procedures & Actions**PROCEDURE: LIMIT CLASS SIZE TO ENSURE PHYSICAL DISTANCING**

1. Adjust number of students in the classroom based on available square footage as required by public health guidelines and/or move classes to larger spaces, such as the cafeteria or outdoors, when appropriate.
2. Maintain physical distancing during instruction.

PROCEDURE: UTILIZE TECHNOLOGY TO SUPPORT LEARNING

1. Provide one laptop or tablet per student for remote learning, if needed.
2. Utilize apps and programs, such as Quaver Music and YouTube, to support instruction.

PROCEDURE: PROHIBIT MATERIAL AND EQUIPMENT SHARING

1. Prohibit the sharing of instruments, headphones, computers, or any other supplies or materials during class time.
2. Require each student to have their own items needed for class.
3. Require each student to have their own instruments when possible for General Music class.

PROCEDURE: IMPLEMENT UNIFORM/COSTUMING PROTOCOLS

1. Prohibit sharing of uniforms and clothing.

PROCEDURE: IMPLEMENT PERFORMANCE/EXHIBITION PROTOCOLS

1. Adhere to physical distancing and safety protocols for performances.
2. Ensure live performance audiences are seated in the auditorium by family groups.

PROCEDURE: IMPLEMENT TRANSPORTATION PROTOCOLS

1. Schedule buses to arrive an hour earlier than normal for orderly seating.
2. Require students to wear masks while riding the school bus.

3. Require students to carry their own hand sanitizer and water bottle.
4. Adhere to Transportation Services seating protocols designed to accommodate physical distancing and enhance student safety.

CAMPUS-BASED – FINE ARTS: MUSIC/SECONDARY PIANO

Task Summary

Provide guidance to campus-based employees, students, and families related to operational procedures and protocols for **music** instruction upon the re-opening HISD schools, as well as procedures and protocols for future health-related closures that could lead to interruption of schooling.

Plan Summary

Implement plan developed by the HISD Fine Arts department (dance, theater, music, and visual arts), in accordance with public health and education guidelines, and focused on seven key areas — class size, technology, material sharing, equipment, uniforms and costuming, performances and exhibitions, and transportation — crucial to ensuring a safe and effective classroom experience for all students.

Procedures & Actions

PROCEDURE: LIMIT CLASS SIZE TO ENSURE PHYSICAL DISTANCING

1. Adjust number of students in the classroom based on available square footage as required by public health guidelines and/or move classes to larger spaces, such as the cafeteria or outdoors, when appropriate.
2. Maintain physical distancing during instruction.

PROCEDURE: UTILIZE TECHNOLOGY TO SUPPORT LEARNING

1. Provide one laptop or tablet per student for remote learning, if needed.
2. Utilize apps and programs, such as Quaver Music and YouTube, to support instruction

PROCEDURE: PROHIBIT MATERIAL AND EQUIPMENT SHARING

1. Prohibit the sharing of instruments, headphones, computers, or any other supplies or materials during class time.
2. Require each student to have their own items needed for class.

PROCEDURE: IMPLEMENT UNIFORM/COSTUMING PROTOCOLS

1. Prohibit sharing of uniforms or clothing.
2. Require all school-issued performance attire to be professionally cleaned or laundered after each performance.

PROCEDURE: IMPLEMENT PERFORMANCE/EXHIBITION PROTOCOLS

1. Follow physical distancing and other safety guidelines for performances.
2. Ensure the audience is scattered in the auditorium by family groups.

PROCEDURE: IMPLEMENT TRANSPORTATION PROTOCOLS

1. Schedule buses to arrive an hour earlier than normal for orderly seating.
2. Require students to wear masks while riding the school bus.
3. Require students to carry their own hand sanitizer and water bottle.
4. Adhere to Transportation Services seating protocols designed to accommodate physical distancing and enhance student safety.

CAMPUS-BASED – FINE ARTS: MUSIC/SECONDARY CHOIR

Task Summary

Provide guidance to campus-based employees, students, and families related to operational procedures and protocols for [music](#) instruction upon the re-opening HISD schools, as well as procedures and protocols for future health-related closures that could lead to interruption of schooling.

Plan Summary

Implement plan developed by the HISD Fine Arts department (dance, theater, music, and visual arts), in accordance with public health and education guidelines, and focused on seven key areas — class size, technology, material sharing, equipment, uniforms and costuming, performances and exhibitions, and transportation — crucial to ensuring a safe and effective classroom experience for all students.

Procedures & Actions

PROCEDURE: LIMIT CLASS SIZE TO ENSURE PHYSICAL DISTANCING

1. Adjust number of students in the classroom based on available square footage as required by public health guidelines and/or move classes to larger spaces, such as the cafeteria or outdoors, when appropriate.
2. Maintain physical distancing during instruction [and all activities under the purview of the HISD Music department](#).

PROCEDURE: IMPLEMENT ENHANCED HYGIENE PROTOCOLS

1. Emphasize personal hygiene such as hand washing and use of hand sanitizer upon entry and exit of facilities.
2. Implement routine and enhanced cleaning and sanitization of music equipment and facilities.
3. Develop and communicate plan for safe access to facilities to minimize personal interaction and facilitate physical distancing.

PROCEDURE: IMPLEMENT ENHANCED INSTRUCTIONAL PRACTICES

1. Require masks for all students any time they are not singing or playing an instrument that requires the use of their mouth.
 - a. Allow exception only when class is outdoors, and distance can be maintained.
2. Require staff to wear masks at all times.
 - a. Allow instructors to utilize face shields as an additional barrier when instructing and monitoring students.
3. Allow active signing for a maximum of 30 minutes.
 - a. Require teacher and students to leave the classroom after 30 minutes of singing for air circulation and rejuvenation of fresh air for the next class.
4. Require physical distancing, as it helps protect students in music class.
 - a. Require students and staff be at least 6 ft apart even if the room allows for more students per current guidelines.
 - b. Use visual cues to keep students at least 6 feet apart when they are singing or playing an instrument.
5. Consider moving class outdoors for improved air circulation, maintaining at least 6 feet of distance between students, if it is safe and weather permits.
6. Require all breathing exercises to be done with at least 6 feet of distance between individuals and take place outdoors if possible.
7. Require all singing exercises to be done with at least 6 feet of distance between individuals and take place outdoors if possible.

8. Require staff to sanitize music stands and chairs using approved sanitizers after every use.
 - a. Require staff to use gloves when cleaning any equipment.
9. Require hand sanitizing stations to be placed throughout the music room and utilized frequently.
10. Require students to be dressed appropriately upon arrival, as changing facilities will not be available
11. Utilize digital submissions and recordings
12. Allow only one student at a time to use the restroom.
 - a. Require students to wash their hands for 20 seconds during each restroom visit.
 - b. Encourage students to use a paper towel when opening restroom doors and dispose of them immediately into a trash can located outside the restroom door.
13. Require students to complete a daily screening questionnaire prior to arrival.
14. Require students who don't feel well or answer yes to answer questions to stay home and notify their director.
 - a. Require director to report incident as per HISD COVID-19 protocol.
15. Isolate and send home any student who appears to have symptoms or becomes sick during the day. The director will report the incident as per the HISD COVID-19 protocol.
 - a. Require director to report incident as per HISD COVID-19 protocol.
16. See Appendix for HISD Choral Music Guidelines.

PROCEDURE: IMPLEMENT BOOSTER GUIDELINES

1. Prohibit serving of water, snacks or food to students.

PROCEDURE: UTILIZE TECHNOLOGY TO SUPPORT LEARNING

1. Provide one laptop or tablet per student for remote learning, if needed.
2. Utilize apps and programs, such as Quaver Music and YouTube, to support instruction

PROCEDURE: PROHIBIT MATERIAL AND EQUIPMENT SHARING

1. Prohibit the sharing of [music documents](#), instruments, headphones, computers, [food](#), [drink](#) or any other supplies or materials during class time.
2. Require each student to have their own items needed for class.

PROCEDURE: IMPLEMENT UNIFORM/COSTUMING PROTOCOLS

1. Prohibit sharing of uniforms or clothing.
2. Require all school-issued performance attire to be professionally cleaned or laundered after each performance.
3. [Recommend discontinuation of uniforms until further notice.](#)

PROCEDURE: IMPLEMENT PERFORMANCE/EXHIBITION PROTOCOLS

1. Follow physical distancing and other safety guidelines for performances.
2. Ensure the audience is [seated](#) in the auditorium by family groups.

PROCEDURE: IMPLEMENT PERFORMANCE/EXHIBITION PROTOCOLS

1. Follow physical distancing and other safety guidelines for performances.
2. Ensure the audience is scattered in the auditorium by family groups.

PROCEDURE: IMPLEMENT TRANSPORTATION PROTOCOLS

1. Schedule buses to arrive an hour earlier than normal for orderly seating.

2. Require students to wear masks while riding the school bus.
3. Require students to carry their own hand sanitizer and water bottle.
4. Adhere to Transportation Services seating protocols designed to accommodate physical distancing and enhance student safety.

CAMPUS-BASED – FINE ARTS: MUSIC/INSTRUMENTAL

Task Summary

Provide guidance to campus-based employees, students, and families related to operational procedures and protocols for [music](#) instruction upon the re-opening HISD schools, as well as procedures and protocols for future health-related closures that could lead to interruption of schooling.

Plan Summary

Implement plan developed by the HISD Fine Arts department (dance, theater, music, and visual arts), in accordance with public health and education guidelines, and focused on seven key areas — class size, technology, material sharing, equipment, uniforms and costuming, performances and exhibitions, and transportation — crucial to ensuring a safe and effective classroom experience for all students.

Procedures & Actions

PROCEDURE: LIMIT CLASS SIZE TO ENSURE PHYSICAL DISTANCING

1. Adjust number of students in the classroom based on available square footage as required by public health guidelines and/or move classes to larger spaces, such as the cafeteria or outdoors, when appropriate.
2. Adhere to physical distancing, maintaining 6 feet [between students and staff whenever possible](#).
3. Limit large group performances to 30 students to maintain physical distancing.

PROCEDURE: UTILIZE TECHNOLOGY TO SUPPORT LEARNING

1. Provide one laptop or tablet per student for remote learning, if needed.
2. Encourage students to utilize apps and programs, such as Smart Music, Music First, Notepad, and Tonal Energy, to support instruction.

PROCEDURE: PROHIBIT MATERIAL AND EQUIPMENT SHARING

1. Prohibit under all circumstances the sharing of all materials, equipment, and instruments, including mouthpieces, necks and bits, drumsticks, mallets, reeds, neck-straps, seat straps, bocals, bows, rosin, shoulder rests, etc.
2. Require each student to have their own items needed for class.
3. Require non-wind instrumentalists such as percussionists and string players to wear a face mask.

PROCEDURE: IMPLEMENT UNIFORM/COSTUMING PROTOCOLS

1. Prohibit sharing of uniforms, clothing, and instrument parts under all circumstances.
2. Clean all clothing after each performance.
3. Require all school-issued performance attire to be professionally cleaned or laundered after each performance.
4. Require students take home and clean personal clothing, water bottles, and other drinking receptacles daily.

PROCEDURE: IMPLEMENT PERFORMANCE/EXHIBITION PROTOCOLS

1. Adhere to physical distancing, maintaining 6 feet of [distance, whenever possible](#), from others on all [sides](#) when not actively practicing or rehearsing.

2. Maintain at least 10 feet of distance from others on all sides when actively practicing and rehearsing.
3. Limit total number of participants based on available space to ensure appropriate distancing between students and staff.
4. Limit size of working groups to 15 students per group and ensure each working group maintains appropriate distance from other working groups.
5. Limit participation to district-, UIL-, and TMEA-sanctioned events and community events where physical distancing can be ensured.
6. Decline parade invitations.
7. Follow all performance protocols during in-class instruction.

PROCEDURE: IMPLEMENT TRANSPORTATION PROTOCOLS

1. Schedule school buses to arrive an hour earlier than normal for orderly seating.
2. Require all students to wear masks while on school buses.
3. Require students with smaller instruments to carry them on the bus and keep them in their possession.
4. Require larger instruments that students can't carry on and keep in their possession to be placed on an equipment bus/truck.
5. Adhere to Transportation Services seating protocols designed to accommodate physical distancing and enhance student safety.

CAMPUS-BASED – FINE ARTS: MUSIC/MARCHING BAND

Task Summary

Provide guidance to campus-based employees, students, and families related to operational procedures and protocols for music instruction upon the re-opening HISD schools, as well as procedures and protocols for future health-related closures that could lead to interruption of schooling.

Plan Summary

Implement plan developed by the HISD Fine Arts department (dance, theater, music, and visual arts), in accordance with public health and education guidelines, and focused on seven key areas — class size, technology, material sharing, equipment, uniforms and costuming, performances and exhibitions, and transportation — crucial to ensuring a safe and effective classroom experience for all students.

Procedures & Actions

PROCEDURE: LIMIT CLASS SIZE TO ENSURE PHYSICAL DISTANCING

1. Adjust number of students in the classroom based on available square footage as required by public health guidelines and/or move classes to larger spaces, such as the cafeteria or outdoors, when appropriate.
2. Maintain physical distancing whenever possible.

PROCEDURE: REQUIRE APPROPRIATE PERSONAL PROTECTIVE EQUIPMENT

1. Provide personal protective equipment to student participants.
2. Allow student participants are to bring their own personal protective equipment if it meets district and public health guidelines, as outlined in the Campus-Based-Student Return section.
3. Understand that personal protective equipment requirements may vary, according to the University Interscholastic League.

PROCEDURE: UTILIZE TECHNOLOGY TO SUPPORT LEARNING

1. Provide one laptop or tablet per student for remote learning, if needed.
2. Encourage students to utilize apps and programs, such as Smart Music, Music First, Notepad, and Tonal Energy, to support instruction.

PROCEDURE: PROHIBIT MATERIAL AND EQUIPMENT SHARING

1. Prohibit under all circumstances the sharing of all materials, equipment, and instruments, including mouthpieces, necks and bits, drumsticks, mallets, reeds, neck-straps, seat straps, bocals, bows, rosin, shoulder rests, etc.
2. Require each student to have their own items needed for class.
3. Require non-wind instrumentalists such as percussionists and string players to wear a face mask.

PROCEDURE: IMPLEMENT UNIFORM/COSTUMING PROTOCOLS

1. Prohibit sharing of uniforms, clothing, and instrument parts under all circumstances.
2. Clean all clothing after each performance.
3. Require all school-issued performance attire to be professionally cleaned or laundered after each performance.
4. Require students take home and clean personal clothing, water bottles, and other drinking receptacles daily.

PROCEDURE: IMPLEMENT PERFORMANCE/EXHIBITION PROTOCOLS

1. Adhere to physical distancing, maintaining 6 feet of distance from others on all sides whenever possible when not actively practicing or rehearsing.
2. Maintain at least 10 feet of distance from others on all sides whenever possible when actively practicing and rehearsing.
3. Limit total number of participants based on available space to ensure appropriate distancing between students and staff.
4. Limit size of working groups to 15 students per group and ensure each working group maintains appropriate distance from other working groups.
5. Limit participation to district-, UIL-, and TMEA-sanctioned events and community events where physical distancing can be ensured.
6. Decline parade invitations.
7. Follow all performance protocols during in-class instruction.

PROCEDURE: IMPLEMENT INDOOR PRACTICE/GAME PROTOCOLS

1. Submit to your campus administration a safety plan for practices and games prior to the first practice and/or game.
2. Require all participants to undergo wellness screenings in accordance with district screening protocols prior to each practice and game.
3. Require masks for all staff and students.
 - a. Require masks for staff at all times.
 - b. Require appropriate masks for students any time they are not actively participating in playing their instrument
4. Regulate water distribution.
 - a. Prohibit use of water fountains.
 - b. Require each participant to bring their own personal water bottle.

- c. Prohibit sharing.
- 5. Require physical distancing to always be enforced during both practices and games.
- 6. Limit marching band participation to a maximum of 20 band members who will be allowed to enter and perform at HISD games.
- 7. Provide a designated area for each marching band.
- 8. Prohibit admittance of any additional personnel due to provisional space.
- 9. Prohibit sportsmanship meet and greet for cheer, band, and drill teams due to safety protocols.
- 10. Allow campus or stadium performances to be held at the discretion of respective building principal.
- 11. See Appendix for Report on Safety Protocols – Music Rehearsal Guidelines for more detailed information.

PROCEDURE: IMPLEMENT OUTDOOR PRACTICE/GAME PROTOCOLS

- 1. Submit to your campus administration a safety plan for practices and games prior to the first practice and/or game.
- 2. Require all participants to undergo wellness screenings in accordance with district screening protocols prior to each practice and game.
- 3. Require masks for all staff and students.
 - a. Require masks for staff at all times.
 - b. Require appropriate masks for students any time they are not actively exercising or playing their instrument.
- 4. Regulate water distribution.
 - a. Prohibit use of water fountains.
 - b. Require each participant to bring their own personal water bottle.
 - c. Prohibit sharing.
- 5. Require physical distancing to always be enforced during both practices and games.
- 6. Limit marching band participation to a maximum of 20 band members who will be allowed to enter and perform at HISD games.
- 7. Provide a designated area for each marching band.
- 8. Prohibit admittance of any additional personnel due to provisional space.
- 9. Prohibit sportsmanship meet and greet for cheer, band, and drill teams due to safety protocols.
- 10. Allow campus or stadium performances to be held at the discretion of respective building principal.
- 11. See Appendix for Report on Safety Protocols – Music Rehearsal Guidelines for more detailed information.

PROCEDURE: IMPLEMENT STADIUM PROTOCOLS

- 1. Require all participants to undergo wellness screenings in accordance with district screening protocols prior to stadium entry.
- 2. Require all groups to arrive at stadiums dressed and prepared to perform.
- 3. Allow only essential personnel in designated areas at football games.
- 4. Ensure directors provide water for all student performers, as water will not be provided by the district stadiums.
 - a. Recommend students bring their own individually labeled water bottles.
 - b. Prohibit students from sharing water bottles.
- 5. Limit concessions to pre-packaged candy, chips, and drinks.

6. Follow athletics staff guidelines if inclement weather occurs.

PROCEDURE: IMPLEMENT STADIUM TICKET PROTOCOLS

1. Allow limited tickets to be sold on campus for stadium games only.
 - a. Require pre-purchased ticket for entry.
 - b. Limit ticket sales to five tickets per student participant to allow for required physical distancing in stands.
 - c. Require all tickets to be sold week-to-week on campus only.
 - d. Prohibit ticket sales at stadiums.
 - e. Prohibit ticket sales for campus games, as fans are not allowed on campuses.
2. See the Extracurricular Activities-Athletics section on school year protocols for more information about district ticket protocols.

PROCEDURE: IMPLEMENT TRANSPORTATION PROTOCOLS

1. Schedule school buses to arrive an hour earlier than normal for orderly seating.
2. Require all students to wear masks while on school buses.
3. Require students with smaller instruments to carry them on the bus and keep them in their possession.
4. Require larger instruments that students can't carry on and keep in their possession to be placed on an equipment bus/truck.
5. Require students to carry their own hand sanitizer and water bottle.
6. Adhere to Transportation Services seating protocols designed to accommodate physical distancing and enhance student safety.

CAMPUS-BASED – FINE ARTS: VISUAL ARTS/ELEMENTARY

Task Summary

Provide guidance to campus-based employees, students, and families related to operational procedures and protocols for [visual arts](#) instruction upon the re-opening HISD schools, as well as procedures and protocols for future health-related closures that could lead to interruption of schooling.

Plan Summary

Implement plan developed by the HISD Fine Arts department (dance, theater, music, and visual arts), in accordance with public health and education guidelines, and focused on seven key areas — class size, technology, material sharing, equipment, uniforms and costuming, performances and exhibitions, and transportation — crucial to ensuring a safe and effective classroom experience for all students.

Procedures & Actions

PROCEDURE: LIMIT CLASS SIZE TO ENSURE PHYSICAL DISTANCING

1. Adjust number of students in the classroom based on available square footage as required by public health guidelines and/or move classes to larger spaces, such as the cafeteria or outdoors, when appropriate.
2. Adhere to physical distancing, maintaining 6 feet [between students and staff whenever possible](#) during art instruction and creation and guided and independent practice.
3. Install markers to display how and where students should stand and line up.

PROCEDURE: UTILIZE TECHNOLOGY TO SUPPORT LEARNING

1. Share artifacts, masters' work, or example works through HUB or via projection.

- a. Project images on screens utilizing adequate network connections and technology equipment.
- b. Laminate tangible examples, when possible, to allow for proper cleaning.
2. Sanitize classroom computers after every use and wait one class period between uses to ensure computers and keyboards have adequate time to dry before the next use.
3. Use disinfectant approved by Facilities, Maintenance, and Operations.

PROCEDURE: PROHIBIT MATERIAL AND EQUIPMENT SHARING

1. Prohibit the sharing of materials and supplies during class time.
2. Require each student to have their own items needed for class.
3. Ensure most equipment is handled only by the teacher.
 - a. Distribute and collect single-student use (SSU) kits and sketchbooks (i.e., crayons, markers, scissors, glue, pencils, pens, erasers, clothing protection covers, and sketchbook) and part of pre-class preparation.
4. Share equipment only when teacher has adequate time to clean items before the next use.
 - a. Sanitize community equipment before and after each use.
 - b. Reuse materials only after they have been disinfected.
 - c. Spread out equipment use throughout the day, leaving a class period or day between uses to allow time for sanitization.
 - d. Provide at least seven minutes between classes to allow adequate time for teacher to disinfect common spaces, tables, and desks.

PROCEDURE: IMPLEMENT UNIFORM/COSTUMING PROTOCOLS

1. Ensure uniforms and clothing protection covers are distributed part of the SSU kit.
2. Prohibit sharing of uniforms and other clothing.

PROCEDURE: IMPLEMENT PERFORMANCE/EXHIBITION PROTOCOLS

1. Adhere to physical distancing during exhibitions and viewings.
2. Make exhibitions and galleries available online for remote viewing.
3. Adhere to district and public health guidelines related to large group gatherings.

PROCEDURE: IMPLEMENT TRANSPORTATION PROTOCOLS

1. Adhere to district guidelines for travel.

CAMPUS-BASED – FINE ARTS: VISUAL ARTS/SECONDARY

Task Summary

Provide guidance to campus-based employees, students, and families related to operational procedures and protocols for [visual arts](#) instruction upon the re-opening HISD schools, as well as procedures and protocols for future health-related closures that could lead to interruption of schooling.

Plan Summary

Implement plan developed by the HISD Fine Arts department (dance, theater, music, and visual arts), in accordance with public health and education guidelines, and focused on seven key areas — class size, technology, material sharing, equipment, uniforms and costuming, performances and exhibitions, and transportation — crucial to ensuring a safe and effective classroom experience for all students.

Procedures & Actions

PROCEDURE: LIMIT CLASS SIZE TO ENSURE PHYSICAL DISTANCING

1. Adjust number of students in the classroom based on available square footage as required by public health guidelines and/or move classes to larger spaces, such as the cafeteria or outdoors, when appropriate.
2. Adhere to physical distancing, maintaining 6 feet **between students and staff whenever possible** during guided and independent practice.

PROCEDURE: UTILIZE TECHNOLOGY TO SUPPORT LEARNING

1. Share artifacts, masters' work, or example works through HUB or via projection.
 - a. Project images on screens utilizing adequate network connections and technology equipment.
 - b. Laminate tangible examples, when possible, to allow for proper cleaning.
 - c. Use disinfectant approved by Facilities, Maintenance, and Operations.

PROCEDURE: PROHIBIT MATERIAL AND EQUIPMENT SHARING

1. Prohibit the sharing of materials and supplies during class time.
2. Require each student to have their own items needed for class.
3. Distribute and collect SSU kits and sketchbooks in an orderly manner and while practicing physical distancing.
 - a. Ensure SSU kits contain materials needed to complete the basic work for the course.
 - i. Include two pencils, two to three drawing pencils, a black pen, an eraser, a pencil sharpener, colored pencils (24-36 minimum), blenders, a black marker, and protective clothing covering.
 - ii. Store SSU kits should be stored in a gallon-sized plastic zipper bag labeled with the student's name and class period.
 - iii. Require all sketchbooks to be single-student use.
 - b. Provide materials specific to the lesson for each student in each class.
4. Sanitize any community equipment before and after each use.
5. Disinfect all materials not in the SSU at the end of each class.
6. Reuse materials only after they have been disinfected.
7. Use disinfectant approved by Facilities, Maintenance, and Operations

PROCEDURE: IMPLEMENT UNIFORM/COSTUMING PROTOCOLS

1. Include clothing protection covers in SSU kit.

PROCEDURE: IMPLEMENT PERFORMANCE/EXHIBITION PROTOCOLS

1. Adhere to physical distancing during exhibitions and viewings.
2. Hold all exhibitions and viewings in public spaces.
3. Make exhibitions and galleries available online for remote viewing.
4. Adhere to district and public health guidelines related to large group gatherings.

PROCEDURE: IMPLEMENT TRANSPORTATION PROTOCOLS

1. Adhere to district guidelines for travel.

HISD COMMUNICABLE DISEASE PLAN

EXTRACURRICULAR ACTIVITIES – STUDENT GROUPS

Information and requirements subject to change based on recommendations from CDC and health officials

EXTRACURRICULAR ACTIVITIES-STUDENT GROUPS

Task Summary

Recognize the critically important role of extracurricular activities in student educational experiences, while taking a cautious approach to enrichment, field experiences, and after-school activities to ensure the safety of students, staff, and family members/caregivers.

Plan Summary

Resume campus-based after-school activities upon returning students and staff to campuses while adhering to all public health guidelines and the same safety protocols implemented for the school day, and ensuring masks and other appropriate personal protective equipment are available to students and staff at all times at varied and accessible locations.

Note: Delay current outdoor field lessons and activities until the current local situation improves, at which point a staggered approach with vetted locations should be employed.

Procedures & Actions

PROCEDURE: FOLLOW SCHOOL DAY SAFETY PROTOCOLS

1. Implement the same safety protocols employed during the school day for all after-school or extracurricular activities in alignment with guidance provided by the Centers for Disease Control and Prevention, state and local health departments, and Texas Education Agency.
2. Follow district protocols for entry screening and group sizes.
3. Monitor after-school and extracurricular activities closely and ensure all safety protocols are employed.

PROCEDURE: REQUIRE APPROPRIATE PERSONAL PROTECTIVE EQUIPMENT DURING ALL EXTRACURRICULAR ACTIVITIES

1. Provide personal protective equipment to all district staff, students, and service providers.
 - a. [See Mask Adaptations and Alternatives in Appendix for more information.](#)
2. Monitor actively and ensure personal protective equipment is worn by all students, staff, and service providers during all extracurricular activities.

PROCEDURE: RESUME STUDENT ACTIVITIES WHEN IN-PERSON INSTRUCTION BEGINS

1. Resume campus-based after-school activities, student performances, competitions, etc. when in-person instruction begins.
2. Limit after-school and extracurricular activities to students and employees of HISD and designated service providers.
3. Prohibit parents, caregivers, and community members from participating until it is deemed safer for them to do so, leveraging technology to offer remote viewing for family and community members.

PROCEDURE: DELAY OUTDOOR ACTIVITIES AND FIELD LESSONS

1. Delay activities or field lessons taking place outside of school campuses until the situation is safer, as determined by the district superintendent and her leadership team, due to increased transmission risks, as well as the risks and challenges associated with transportation.
2. Encourage staff from museums, cultural centers, etc. to deliver programming directly to students on campus, eliminating risks associated with field lessons. Ensure designated and pre-scheduled visitors comply with district screening and safety protocols.

3. Scheduled virtual visits for college and industry sites until it is deemed safe for students and staff to visit in person.
4. Produce list of potential site visit locations that have been vetted in advance and confirmed to be following proper safety protocols so visits and field trips can quickly resume once the superintendent deems it safe for students.

EXTRACURRICULAR ACTIVITIES-STUDENT GROUPS – STUDENT ASSEMBLIES

Task Summary

Recognize student assemblies offer a way for students and staff to gather, receive important information, and build camaraderie and school culture, while searching for safe ways to accomplish the same goals while ensuring student and staff safety.

Plan Summary

Postpone all student assemblies until it is determined safe for them to resume while leveraging technology and other means to facilitate communicate and connection with and among students.

Procedures & Actions

PROCEDURE: POSTPONE ALL STUDENT ASSEMBLIES

1. Postpone all student assemblies until the superintendent deems it safe for them to resume, acknowledging that the risks of student assemblies outweigh their value.

PROCEDURE: LEVERAGE TECHNOLOGY TO ACCOMPLISH STUDENT ASSEMBLY GOALS

1. Utilize computers, smartboards, Microsoft Teams, etc. to engage with large groups of students at one time.



HISD COMMUNICABLE DISEASE PLAN

EXTRACURRICULAR ACTIVITIES – ATHLETICS

Information and requirements subject to change based on recommendations from CDC and health officials

EXTRACURRICULAR ACTIVITIES – ATHLETICS & INTRAMURALS

Task Summary

Provide guidance to campus-based employees, students, and families related to operational procedures and protocols for safely resuming sports and athletic events, practices, and competitions as HISD re-opens school buildings and returns students to in-person classroom instruction.

Plan Summary

Implement appropriate safety precautions in alignment with public health guidelines, district safety protocols, and University Scholastic League (UIL) directions, making adjustments as necessary as health conditions change.

Procedures & Actions

PROCEDURE: IMPLEMENT SUMMER PROTOCOLS

1. Establish campus- and building-based Wellness Teams responsible for conducting entry screening.
 - a. Direct administrator to assign staff to Wellness Team.
2. Post signage detailing symptoms at designated entry points.
3. Screen student athletes as they arrive on campus in accordance with district student screening protocols.
 - a. Ensure Wellness Teams wear masks and gloves during screening.
 - b. See Entry Screening section for more detailed information.
4. Require student athletes to self-monitor for symptoms, check their temperatures before coming to campus, and stay home when sick.
5. Require physical distancing for coaches and student athletes, requiring them to stay at least 10 feet apart.
6. Encourage outdoor activities whenever possible.
7. Ensure any necessary indoor activities and one-on-one drills adhere to physical distancing.
8. Minimize the number of individuals in weight room to ensure physical distancing.
9. Require student athletes to bring their own water, and ensure schools provide additional water on site.
10. Follow mandated HISD heat procedures.
11. Follow district infectious protocols for any students showing symptoms.
 - a. See Campus-Based Infection Protocols for more detailed information.
12. Continue to monitor conditions, [restricting](#) access and canceling activities and practices as needed as health conditions change.

PROCEDURE: IMPLEMENT SCHOOL YEAR ATHLETICS PROTOCOLS

1. Require all student-athletes to be engaged in learning via the learning management system to be counted as present.
2. Require all HISD grading policies and procedures to be followed.
3. Provide transportation to all district scheduled teams for sports and dance teams, with schools required to provide transportation for cheer teams and bands.
 - a. Limit fall activity attendance to pep bands only with no more than 15 to 20 students.
4. Require appropriate personal protective equipment to be worn by coaches and student athletes.
 - a. Require coaches to wear masks at all times when inside and outside.
 - b. Provide personal protective equipment for all student athletes.

- i. Allow athletes to bring and wear their own personal protective equipment as long as it is in compliance with district personal protective equipment protocols.
 - ii. Understand that personal protective equipment requirements may vary according to the University Scholastic League.
- c. See Mask Adaptations and Alternatives in Appendix for more information.
- 5. Regulate the distribution of water and prohibit use of water fountains for all indoor sports. (See hydration section.)
- 6. Require students to wear masks when not actively exercising and enforce physical distancing on sidelines and during all drills during all outdoor sports.
- 7. Hold varsity games at district stadiums.
 - a. Require wellness screening for everyone entering the facility. (See entry screening protocols.)
 - b. Prohibit use of locker rooms for football and volleyball teams.
 - c. Require teams to arrive at stadiums dressed and prepared to play and prohibit them from entering locker rooms during halftime.
 - d. Limit football and volleyball sidelines to essential personnel only.
 - i. Allow a limited press pool to provide shared media coverage.
 - ii. Limit press pool to one reporter and no more than two photographers or videographers.
 - iii. Require media interested in participating in the press pool to coordinate in advance with HISD Media Relations
 - e. Limit concessions to the sale of pre-packaged candy, chips, and drinks.
 - f. Limit band participation to a small Pep Band with no more than 26 members.
 - g. Allow cheer and drill team participation.
 - i. Allow only 10 cheerleaders to perform on the sidelines at one time.
 - ii. Allow cheer coach discretion to rotate cheerleaders in and out.
 - h. Direct all players, cheerleaders, coaches, and pep band and drill team members to report to the fieldhouse in case of inclement weather.
 - i. Require physical distancing in fieldhouses.
 - i. Clean stadiums before, during, and after games.
- 8. Hold sub-varsity games on school campuses.
 - a. Limit home school locker room capacity to 50 percent at all times to ensure physical distancing.
 - b. Require visiting teams to come dressed and prepared to play and prohibit their locker room access.
 - c. Prohibit fans at campus games.
 - d. Allow only essential personnel on football and volleyball sidelines.
- 9. Allow limited tickets to be sold on campus for stadium games only.
 - a. Limit ticket sales to five tickets per student participant (includes student athletes, band members, cheerleaders, and dance team members) to allow for required physical distancing in the stands.
 - b. Require all tickets to be sold week-to-week on campus only.
 - c. Require ticket reports to be generated and turned in before releasing tickets for games the following week.
 - d. Prohibit ticket sales at stadiums.
 - e. Prohibit ticket sales for campus games, as fans are not allowed on campuses.

10. Require water to be provided for all student athletes.
 - a. Encourage student-athletes to bring their own individual, labeled water bottles, and prohibit sharing of water bottles.
 - b. Assign staff (wearing masks and gloves) to handle all water distribution, including cups of water for students who don't bring their own water and refills for students who bring their own water bottles.
 - c. Make available coolers/containers of water and ice at several stations spaced 10 feet apart.
11. Require strict adherence to all Communicable Disease Plan infection protocols.
 - a. Follow the Health and Medical Services Procedural Guideline for students and staff with possible exposure.
 - b. Notify HISD Athletic Director Andre' Walker immediately.
12. Adjust plans as needed based on updated guidance from the University Interscholastic League and changing public health conditions.

PROCEDURE: IMPLEMENT SCREENING PROTOCOLS FOR ATHLETES AND FANS

1. Establish campus- and building-based Wellness Teams responsible for conducting entry screening.
 - a. Direct administrator to assign staff to Wellness Team.
2. Post signage detailing symptoms at designated entry points.
3. Screen all student athletes in alignment with district student screening protocols at all practices, sub-varsity games, and games played in district facilities.
 - a. See Entry Screening section for more detailed information.
4. Require student athletes to self-monitor for symptoms, check their temperatures before coming to campus, and stay home when sick.
5. Screen all fans attending stadium games in accordance with district visitor screening protocols
6. Require fans to self-monitor for symptoms, check their temperatures before coming to the stadium, and stay home when sick.

HISD COMMUNICABLE DISEASE PLAN

FACILITIES MANAGEMENT

FACILITIES MANAGEMENT

Task Summary

Return Facilities, Maintenance, and Operations (FMO) employees to their workspaces using procedures that prioritize safety and mitigate transmission of [communicable diseases](#).

Plan Summary

Implement new safety protocols, including employee training, entry screening, required physical distancing and personal protective equipment, and enhanced workplace sanitization.

Procedures & Actions

PROCEDURE: TRAIN EMPLOYEES ON SAFETY PROTOCOLS PRIOR TO REOPENING

1. Train campus and support facilities staff on self-care and safety protocols, as well as operational and instructional procedures for schools and classrooms.
2. Assist as needed in training students, parents, and community members in varied languages and modalities.

PROCEDURE: PROVIDE SUCCINCT MESSAGING TO COMMUNITY IN ALL COMMUNICATION

1. Begin with clear, inspirational messaging stressing HISD's commitment to continue providing quality education — whether it is virtually, in-person, or a combination of both.
2. Include standards, such as Board of Education Emergency Constraints, that HISD will prioritize.
3. Ensure FMO messaging is aligned with district messaging and communicated directly from schools to their school communities.

PROCEDURE: SCREEN ALL EMPLOYEES, VISITORS, VENDORS, AND CONSULTANTS

1. Establish campus- and building-based Wellness Teams responsible for conducting entry screening.
 - a. Direct administrator to assign staff to Wellness Team.
2. Post signage detailing symptoms at designated entry points.
3. Require all employees, visitors, vendors, and consultants to undergo screening in accordance with district screening protocols.
 - a. See Campus-Based and All Other Departments Entry Screenings sections for more detailed information.
4. [Require employees to self-monitor for symptoms throughout the workday and promptly report to their supervisor any changes in condition.](#)
5. [Require support personnel to check into main office when conducting site visits and servicing campuses to address maintenance concerns.](#)

PROCEDURE: IMPLEMENT PHYSICAL DISTANCING

1. Require physical distancing while on HISD property, including while using the time clock, in the office, at the copier, while attending meetings, etc.
2. Configure all shared spaces to accommodate physical distancing.
3. [Consider occupancy per square footage to ensure all individuals have sufficient space.](#)
4. Consider using larger areas, unassigned classrooms, and workrooms.
5. Establish alternate schedules for staff.
6. Install physical distancing and directional markers and signage to display spacing requirements for clocking or signing in and out.
7. Establish virtual meetings as the primary method for conducting business.

- a. Conduct face-to-face meetings only when absolutely required.
- b. Ensure any face-to-face meetings are scheduled in advance and take place in designated areas.
- c. Practice physical distancing requiring 6 feet between all [individuals whenever possible](#).
- d. Use conference rooms only when face-to-face meetings are absolutely necessary.
- e. Position chairs 6 feet [apart whenever possible](#) and post physical distancing signage.

PROCEDURE: REQUIRE APPROPRIATE PERSONAL PROTECTIVE EQUIPMENT

1. Require all employees to wear appropriate personal protective equipment — including a mask covering both nose and mouth and [possibly](#) gloves and coveralls, depending on the task — while visiting or working on any HISD property during the closure period.
2. Issue face masks to all HISD employees upon their return to work, with frequency of distribution determined by job responsibilities.
 - a. Issue masks and gloves to [custodial staff and HVAC repairers and require them to](#) wear gloves while cleaning and disinfecting and double-gloves and drape cloths when applying chemicals.
 - b. Wear N95 masks and face shields, if available, especially when [changing air filters and cleaning](#) campuses or facilities with positive cases.
3. Require employees to acknowledge receipt of personal protective equipment when issued an HISD mask or upon arrival at the building with their own mask.
4. [Allow as acceptable both district-issued disposable masks and personal, reusable masks.](#)
 - a. [Require all personal masks to be fitted to the face, covering both the nose and mouth, and at least two layers thick.](#)
 - i. [Ensure masks with a wire bridge are pinched down and fitted to the nose to ensure they are snug.](#)
 - b. [Instruct employees to wash reusable personal masks daily, after each use, and/or when wet or soiled.](#)
 - c. [Ensure personal masks comply with the HISD Dress Code and are not inappropriate or derogatory in nature.](#)
 - d. [Prohibit vented masks, bandannas, scarves, handkerchiefs, neck gaiters, or other loose fitting cloths from being used as masks.](#)
 - e. [Provide supervisors discretion to require district-provided mask if it is determined a personal mask does not meet minimum health and safety standards.](#)
 - f. [See Mask Adaptations and Alternatives in Appendix for more information.](#)
5. Ensure employees have appropriate equipment and supplies and replenish stock as needed.
 - a. [Keep masks and gloves in a secure area of building or department and contact immediate supervisor if there is less than one week's worth of supplies or there any questions about personal protective equipment protocols.](#)
6. [Store masks in a brown paper bag and clip it to name badge or belt loop for safe keeping, if it needs to be removed after leaving a campus or facility.](#)
7. [Require masks at all times for employees assigned to open/cubical office spaces to mitigate transmission in open floor plans.](#)
8. [Allow mask removal for employees assigned to a personal offices only when they are in their personal office with the door closed.](#)
9. [Require employees to wear a mask any time they are outside their personal office, or in common areas or restrooms.](#)

PROCEDURE: ADHERE TO PUBLIC HEALTH HYGIENE RECOMMENDATIONS

1. Require employees to follow hand hygiene and respiratory etiquette as outlined by the Centers for Disease Control and Prevention.
 - a. Require employees to routinely wash and sanitize their hands using either soap or hand sanitizer.
 - b. Reinforce hand-washing with soap and water for at least 20 seconds, as well as the use of hand sanitizer containing at least 60 percent alcohol, if soap and water are not readily available.
 - i. Use hand sanitizer only if hands are not visibly dirty, as visibly dirty hands must first be washed with soap and water.
 - ii. Provide hand sanitizer at office entrances.
 - c. Refer employees to the following site for hand-washing guidance: <https://www.cdc.gov/hand-washing/when-how-hand-washing.html>.
 - i. Wet your hands with clean running water (warm or cold) and apply soap.
 - ii. Lather your hands by rubbing them together with the soap.
 - iii. Scrub all surfaces of your hands, including the palms, backs, fingers, between your fingers, and under your nails. Keep scrubbing for at least 20 seconds.
 - iv. Rinse your hands under clean, running water.
 - v. Dry your hands using a clean towel or air dry them.
 - vi. Paper towels should be used to turn off the water and to exit the restroom.
 - d. Wash hands frequently, after removing gloves, coming into contact with someone who is sick, or after touching commonly used items.
 - i. After blowing your nose, coughing, or sneezing
 - ii. After using the restroom
 - iii. Before, during, and after preparing food
 - iv. Before eating
 - v. Before and after caring for someone who is sick
 - vi. Before and after treating a cut or wound
 - vii. After contact with animals or pets.
 - viii. After touching garbage
 - ix. Before and after providing routine care for another person who needs assistance (e.g., a child).
 - x. When hands are visibly dirty or greasy
 - e. Use plain or antibacterial bar or liquid soap as they're both equally effective.
 - f. Encourage employees to cover coughs and sneezes with a tissue and throw used tissues in the trash and wash hands immediately with soap and water for at least 20 seconds.
2. Avoid touching the face, nose, mouth, and avoid rubbing eyes.
3. Avoid contact with individuals displaying symptoms of illness.
4. Stay home if a family member is ill or showing signs of illness.
5. Prohibit employees from sharing writing instruments, including pens, pencils, etc.

PROCEDURE: PROVIDE RESOURCES FOR EMPLOYEES

1. Recommend Employee Assistance Program (EAP) to help all employees through stressful and unpredictable times.

- a. Reach out to social and emotional/crisis intervention department for support.
2. Provide ongoing, frequent communication and resources to employees via emails, phone calls, other aid.
3. Adhere to Family Medical Leave and Americans with Disabilities Act policies and procedures as it relates to dependent care, discomfort, etc.

PROCEDURE: ADHERE TO DRESS CODE

1. Allow a relaxed dress code during the district closure and throughout the summer until otherwise directed.
 - a. Continue to wear district-supplied uniform shirt.
 - b. Require credentials and employee identification cards.
 - c. Allow jeans that are not torn or faded.
 - d. Prohibit the following, which are inappropriate and unacceptable: capri pants, form-fitting clothes, jogging suits, yoga pants, tank tops, midriff-baring tops, flip flops, sandals, jeggings, leggings, low-cut tops, strapless tops, spaghetti-strapped dresses or shirts, shorts, miniskirts, slogan T-shirts, or clothes displaying derogatory or slang expressions.
2. Use caution when laundering clothes as it is unclear how long various communicable diseases can survive on clothing.

PROCEDURE: FOLLOW PROTOCOL FOR WORK ORDERS, RENTALS, AND BUILDING USE

1. Address work orders as follows:
 - a. Address priority one/emergency work orders first.
 - b. Allow a maximum of two repairers/technicians per maintenance vehicle.
 - c. Change air filters every three months.
 - d. Prohibit new work at this time.
2. [Cancel all requests for HISD campus and facility rentals through Feb. 1, 2021, unless otherwise directed.](#)
 - a. Require all rentals during the pandemic to include additional cleaning fees, entry screening protocols, and masks for all attendees.
3. Schedule cleaning and disinfecting of all testing, blood donation, and polling and voting sites, as well as the [Refuge of Last Resort](#), due to possibility of unknown exposure and pre-screen all non-HISD visitors and workers.

PROCEDURE: ESTABLISH PROTOCOLS FOR RETURNING EMPLOYEES TO DISTRICT FACILITIES

1. Adhere to guidance from the Centers for Disease Control and Prevention, state and local health departments, and Texas Education Agency.
2. Require supervisors upon their return to observe their office area and begin removing chairs and installing signage for physical distancing.
3. Require masks as outlined in the personal protective equipment section.
4. Provide rigorous cleaning throughout the [day by wiping](#) down high-contact surfaces, such as door handles, elevators, and restrooms.
5. Encourage employees to clean and wipe down their offices and workstations throughout the day.
6. Task departments with purchasing approved cleaning products and distributing to employees.

FACILITY MANAGEMENT – SUMMER PROTOCOLS

Task Summary

Establish summer protocols for return Facilities, Maintenance, and Operations employees to their workspaces to complete standard summer cleaning while mitigating transmission of [communicable diseases](#).

Plan Summary

Implement summer protocols to ensure safe operations and mitigation of [communicable disease](#) transmission.

Procedures & Actions

PROCEDURE: ESTABLISH SUMMER PROTOCOLS

1. Open campuses for end-of-school-year requirements, senior check-out, and teachers' classroom clearing, according to the schedule established during that academic year and per the district calendar and school schedule.
 - a. Elementary and Middle Schools
 - i. Prepare building for Student Checkout/Check-in (Staff only).
 - ii. Hold Student Checkout/Check-in, Grades PK-5 and 6-8.
 - b. High Schools
 - i. Prepare building for checkout (Campus administration).
 - ii. Hold Senior Checkout/Check-in.
 - iii. Hold Student Checkout, Grades 9 – 11.
 - iv. Open campuses from 8 a.m. to 1 p.m.
 - c. Allow only plant operators to open campuses until card access is restored.
 - d. Ask Security Maintenance to begin restoring card access when FMO essential employees return to duty.
2. Open all buildings and allow administrators to enter from Monday to Thursday, 8 a.m. to 3 p.m.
 - a. Require a nurse or campus designee to be on campus when the building is open during a pandemic.
 - b. Identify an isolation room or area for students or staff showing symptoms of communicable disease.
 - c. Require custodial staff to be present.
 - d. Allow the following duties:
 - i. Pre-K registration and language testing
 - ii. Magnet, ELs, Dual Language, Bi-lingual education testing
 - iii. TSI administration
 - e. Close buildings if needed due to changing conditions.
 - i. Take master key inventory, and submit report to COO, area superintendents, and FMO officer.
 - ii. Remove card access.
3. Require principals to develop a written plan for student checkout and submit to their area superintendent by a pre-determined date. Ensure principals carefully review requirements below and consult their area superintendent and school support officer if further clarification is needed.
 - a. Organize a drive-thru student checkout process using various campus parking lots or covered bus drives, if possible, and make provisions for walk-up checkouts.
 - b. Determine staff needs to facilitate an efficient checkout process while limiting staff to 25 percent of building capacity.

- c. Prohibit students from moving freely through the building.
- d. Document adherence to physical distancing.
 - i. Wear personal protective equipment.
 - ii. Remain 6 feet apart from all **others whenever possible.**
 - iii. Prohibit physical contact, such as hugging and handshaking.
- e. Provide masks during first checkout session and require students wear them.
- f. Establish an efficient process with a limited number of stations so students don't have to go to multiple places within a building.
- g. Collect technology assets from graduating seniors and students not participating in summer school.
- h. Re-check out technology assets to students in summer school.
- 4. Require employees and visitors enter through designated entry points for screening in alignment with district screening protocols for campus-based employees and visitors.
 - a. See Campus-Based Entry Screening section for more detailed information.
- 5. Implement safety protocols in alignment guidance from the Centers for Disease Control and Prevention, state and local health departments, and Texas Education Agency.
 - a. Practice physical distancing and remain 6 feet apart from all **others whenever possible..**
 - b. Wear masks and gloves while working in or visiting any HISD facility.
 - c. Prohibit physical contact.
 - d. Minimize traffic inside facilities.
 - e. Reprimand employees who violate health advisories or mandates.
 - f. Limit student and staff bags and backpacks.
 - g. Prohibit sharing of supplies and personal items, including pens, pencils, water bottles, crayons, face masks, books, etc.
 - h. Remove furniture and soft surfaces, including bean bags, sofas, rugs, stuffed animals.
 - i. Use floor mats/nap mats with impermeable material cover for pre-kindergarten and primary students.
 - j. Provide appropriate educational resources — handouts, videos, signage — to all employees.
- 6. Direct custodial staff to continue to clean campuses and require custodians to begin summer cleaning duties on June 1, with disinfection taking place while summer cleaning is underway.
 - a. Clean desks.
 - i. Ask teachers to clean/wipe down desks and common surfaces (doorknobs) between and after each class.
 - ii. Ask students to participate in supplemental cleaning.
 - iii. Ensure standard wipes are available in each classroom.
 - b. Clean keyboards
 - i. **Cover keyboards with plastic wrap and sanitize or replace after each use..**
 - c. Clean restrooms rigorously and frequently.
 - i. Equip custodial staff with the necessary supplies to clean thoroughly.
 - ii. Stock restrooms with soap and paper towels.
 - iii. Seat covers are recommended for toilets; but cost is being reviewed by custodial as dispensers are needed for seat covers.
 - iv. Establish hand hygiene stations throughout the campus in the main entrance and every classroom.

- d. Ask teachers to empty cabinets and desks and move furniture before summer cleaning.
- e. Ask campus administration to assist with cleaning and disinfecting by wiping down high-contact surfaces.
- f. Present to principals a detailed summer cleaning plan and schedule — including cleaning plan details, as well as the process for requesting additional services — and request approval.
- g. Relocate custodial staff temporarily, if needed, once summer cleaning plan has been achieved and expect campus to maintain condition until school starts.
- h. Clean outdoor areas like playgrounds in schools and parks as normal.
 - i. Clean routinely high-contact surfaces made of plastic or metal, such as grab bars and railings.
 - ii. Don't clean and disinfect wooden surfaces, such as play structures, benches, tables, or groundcovers like mulch and sand.
 - iii. Aug. 1 (tentative) – Begin reinstalling basketball goals.
 - iv. Aug. 15 (tentative) – Begin reopening playground areas.
 - v. Require students to sanitize before going to the playground area and wash their hands upon return to the building.
- i. Require plant operators to complete the following job assignments and procedures for summer cleaning:
 - i. Clean classrooms, offices, cafeteria, and hallways from top to bottom.
 - Clean interior and exterior windows.
 - Clean window blinds and shades.
 - Clean light fixtures and covers.
 - Clean walls, ledges, and corners.
 - Clean chalkboards.
 - Clean floors (top scrub or shampoo with up to 10 coats of wax in hallways and up to four coats of wax in classrooms but no stripping). Apply up to 10 coats of clarion wax, which lasts until it is walked down and helps prevent the spread of illness.
 - Dust high surfaces.
 - Clean furniture in life skills classes and minimize potentially infectious surfaces by limiting furniture and items on shelves.
 - Change filters for HVAC vents and grills frequently — after cleaning or when positive cases are determined.
 - Replace lights bulbs as needed.
 - Clean baseboards.
 - Clean and wipe down shelves frequently; empty them daily. Wipe down hooks daily.
- j. Clean restrooms and locker rooms and minimize locker usage.
 - i. Power wash walls and shower areas after each use.
 - ii. Clean lockers (interior and exterior) frequently.
 - iii. Remove graffiti.
 - iv. Remove debris.
 - v. Clean toilets and urinals.
 - vi. Disinfect all areas.
- k. Clean gym and wood floors.

- i. Clean bleachers (debris, gum, and graffiti)
 - ii. Remove gum from the floor, as well as marks and excess finish.
 - iii. Apply wood finish.
 - l. Pressure wash and degum the following:
 - i. De-gum T-building stairs, ramps, and skirts.
 - ii. De-gum patio areas.
 - iii. De-gum sidewalks and floor mats.
 - iv. Clean panels around building.
 - m. Inform campuses they can request and fund additional services, such as stripping, waxing, power washing of entire campus/T-buildings, and recoating gym floors. Provide a pricing sheet, including materials and labor.
7. Observe July 20-31, 2020, as custodial "dead weeks."
- a. Prohibit access to classrooms, common areas, cafeterias, gyms, locker rooms, etc.
 - b. Ensure campus is vacant and coaches know gyms and locker rooms are closed to allow custodians unconstrained access to all areas for cleaning.
 - c. Require any office personnel accessing the campus to pull trash daily and place it outside the front office door and limit their use of buildings and restrooms to the front office and adjacent areas.
 - d. Prohibit campus events and instruct campus staff to contact the custodial office at 713-670-3905 regarding schedule conflicts.
 - e. Email General Manager Nicole Ware Barnett at nware@houstonisd.org with concerns.

FACILITY MANAGEMENT – CLEANING AND SANITIZATION PROTOCOLS

Task Summary

Develop cleaning and sanitization protocols [to combat transmission of communicable diseases](#).

Plan Summary

Implement enhanced workplace sanitization protocols while prioritizing student and staff safety and mitigating transmission of [communicable diseases](#).

Procedures & Actions

PROCEDURE: ADHERE TO CENTERS FOR DISEASE CONTROL AND PREVENTION GUIDELINES FOR CLEANING, SANITIZATION, AND DISINFECTION

1. Follow specifications established by the Centers for Disease Control and Prevention for cleaning, sanitizing, and disinfecting.
 - a. Cleaning is the physical process of removing dirt, germs, viruses, and bacteria from a surface by scrubbing, washing, and rinsing with soap and water. While cleaning may lower the risk of spreading infectious agents, such as viruses and bacteria, it does not kill them.
 - b. Sanitizing removes and lowers the number of germs to a safe level, as judged by public health standards. Sanitization reduces the amount of germs on surfaces, thus reducing the risk of spreading infection. It targets bacteria identified on the product label.
 - c. Disinfection destroys or inactivates both bacteria and viruses on surfaces and required the use of chemicals that kill germs. Disinfecting does not necessarily clean dirty surfaces or remove germs. Rather it kills germs, thus lowering the risk of spreading infection. It targets germs identified on the product label.

2. Follow Centers for Disease Control and Prevention guidelines to clean and disinfect hard surfaces.
 - a. Wear proper personal protective equipment — including masks, gloves, and goggles — during cleaning and disinfecting process.
 - i. Wear N95 masks, if available, or consider surgical masks [with face shields, as face shields may not be worn without a mask.](#)
 - ii. Wear goggles and disposable gloves (double glove, if possible) to clean and disinfect.
 - b. Clean surfaces first using soap and water, then disinfectant.
 - c. Clean and [sanitize](#) more frequently based on the level of use, increasing cleaning frequency (at least twice daily) of high touch surfaces, including tables, doorknobs, light switches, handrails, countertops, handles, desks, electronics, phones, keyboards, elevators and vending machines buttons toilets, faucets, sinks, etc.
 - e. Clean and [sanitize](#) surfaces and objects in public places, such as POS and keypads, before each use.
 - f. Follow recommended use of EPA-registered household disinfectant, follow label instructions to ensure safe and effective use, and remember that many products recommend:
 - i. Keeping surface wet for some time (see product label).
 - ii. Wearing gloves and ensuring good ventilation during product use.
 - g. Use diluted household bleach solutions if appropriate for the surface.
 - i. Check label to see if bleach is intended for disinfection and ensure product is not past its expiration date. Note that some bleaches, such as those designed for safe use on colored clothing or for whitening, may not be suitable for disinfection.
 - ii. Properly dilute unexpired household bleach to create a solution effective against [coronaviruses and other communicable diseases](#). Follow the manufacturer's instructions for application and proper ventilation. Never mix household bleach with ammonia or any other cleanser. Leave the solution on the surface for at least one minute.
 - iii. Make a bleach solution by mixing 5 tablespoons or 1/3 cup of bleach per gallon of water or 4 teaspoons of bleach per quart of water
3. Follow Centers for Disease Control and Prevention guidelines to clean and disinfect soft surfaces, such as carpeted floors, rugs, and drapes.
 - a. Clean surface using soap and water or with cleaners appropriate for use on these surfaces.
 - b. Launder items according to manufacturer's instructions, if possible.
 - i. Use the warmest appropriate water setting and dry items completely.
 - ii. Disinfect with an EPA-registered household disinfectant as alternative to laundering.
 - c. Vacuum as usual.
4. Follow Centers for Disease Control and Prevention guidelines to clean and disinfect electronics, such as tablets, touch screens, keyboards, remote controls, time clocks, and ATMs.
 - a. [Sanitize](#) at least twice daily and between users, and use disposable plastic coverings on keyboards and desk surfaces.
 - b. Place sanitizer dispensers near each timeclock, ATM, and card reader, and place plastic wrap over the device.
 - c. Integrate clocking in/time reporting into card access.
 - d. Consider putting a wipeable plastic wrap or cover on electronics.
 - e. Follow the manufacturer's instructions for cleaning and disinfecting or use alcohol-based wipes or sprays containing at least 70 percent alcohol, if there is no guidance. Dry the surface thoroughly.

5. Include in daily cleaning dusting, wet mopping all floors, especially high traffic areas, removing trash, wiping vents, spot cleaning and vacuuming carpets, and cleaning all horizontal surfaces.
6. Ask students and teachers to safely contribute to cleaning/[sanitizing](#) classroom surfaces.
7. Follow Centers for Disease Control and Prevention guidelines to [clean, sanitize, and disinfect](#) the building if an occupant is sick.
 - a. Close off areas used by the person who is sick — buildings do not necessarily need to stop operations if affected areas can be closed off.
 - b. Open outside doors and windows to increase air circulation in the area.
 - c. Wait 24 hours or as long as possible before cleaning or disinfecting.
 - d. Clean and disinfect all areas used by the person who is sick, such as offices, bathrooms, common areas, and shared electronic equipment, such as tablets, touch screens, keyboards, remote controls, and ATMs.
 - e. Vacuum the space, if needed, using a vacuum equipped with a high-efficiency air (HEPA) filter, if available.
 - i. Wait to vacuum until room or space is empty, such as at night for common spaces or during the day for private rooms, but do not vacuum a room or space that has people in it.
 - ii. Consider temporarily turning off room fans and the central HVAC system that services the space to prevent particles that escape the vacuum from circulating throughout the facility.
 - f. Open the area for use once it has been appropriately disinfected.
 - g. Allow workers without close contact with the person who is sick to return to work immediately after disinfection.
 - h. Do not complete additional cleaning and disinfection if it has been more than seven days since the person who is sick visited or used the facility, but do continue with all routine cleaning and disinfection, including everyday practices that the district normally uses to maintain a healthy environment.

PROCEDURE: IMPLEMENT RESTROOM PROTOCOLS

1. Clean and [sanitize](#) restrooms throughout the day, ensure availability of proper supplies, including toilet paper, soap, and paper towels, and remove trash promptly when containers are full.

FACILITY MANAGEMENT – HVAC AND VENTILATION PROTOCOLS

Task Summary

Develop proper cooling and ventilation protocols to combat transmission of communicable diseases.

Plan Summary

Protect the health, safety and well-being of students, staff, and community members from the spread of viruses, which is essential to protecting the whole body.

Procedures & Actions

PROCEDURE: ADHERE TO COOLING AND VENTILATING GUIDELINES PROVIDED BY CENTERS FOR DISEASE CONTROL AND PREVENTION (CDC), THE AMERICAN SOCIETY OF HEATING, REFRIGERATING AND AIR-CONDITIONING ENGINEERS (ASHRAE), AND THE ENVIRONMENTAL PROTECTION AGENCY (EPA)

1. Ensure ventilation systems in campuses and support facilities operate properly.
2. Increase circulation of outdoor air as much as possible.
 - a. Increase percentage of outdoor air with outdoor/indoor air quality considerations.

- b. Increase total airflow supply to occupied spaces, if possible.
 - c. Disable demand-control ventilation (DCV) controls that reduce air supply based on temperature or occupancy.
 - d. Consider natural ventilation (i.e., opening windows if possible and safe to do so) to increase outdoor air dilution of indoor air when environmental conditions and building requirements allow.
 - e. Improve central air filtration.
 - i. Increase air filtration without significantly diminishing design airflow.
 - f. Consider running HVAC system at maximum outside airflow for 2 hours before and after occupied times or start times, in accordance with industry standards.
 - g. Understand disruptive noise from air purification systems and outside noise can be a distraction and challenge to overcome.
3. Prohibit opening of windows and doors if it poses a safety or health risk (i.e. outdoor environmental contaminants such as carbon monoxide, molds, or pollens).
 4. Consider separate rules for restroom and locker areas.
 - a. Recommend outdoor restroom and locker room doors remain closed, even when not in use.
 - b. Recommend toilet seat lid put down before flushing.
 - c. Recommended restroom windows remain closed if opening them could cause air to flow back into other parts of the building.
 5. Consider upgrading air filtration and controls systems.

PROCEDURE: IMPLEMENT AND ADHERE TO CAMPUS READINESS PROTOCOLS

1. Require the HVAC and DDC teams complete the following preparations for HISD campuses and facilities prior to the return of students and staff.
 - a. Check all school dampers electronically and physically to ensure they are working properly and bringing in the right amount of fresh air.
 - b. Ensure all systems are set to start at 5 a.m. and run until 5 p.m., with some systems extended until 10:30 p.m.
 - c. Scan all centrally controlled systems during start up, midday, and in the evening to check for any issues.
 - i Report work request and create work order if issues are detected during this process, as HVAC issues are deemed emergencies and the FMO maintenance team must address immediately.
 - d. Ensure senior HVAC technicians complete campus visits to visually inspect HVAC equipment, including interior areas (i.e. gym, locker rooms, etc.) and exterior areas (i.e. chiller plants, roof top units, condenser units, temporary building window units, etc.).
 - e. Assign HVAC evening shift team to replace filters, perform preventative maintenance on the units, clean coils, replace belts, lubricate bearings, and repair reported or known AC leaks.

PROCEDURE: IMPLEMENT AND ADHERE TO HVAC FILTER REPLACEMENT PROTOCOLS

Note: HVAC filters are designed to filter pollutants or airborne contaminants, including particles containing viruses, out of the air passing through them. When installed properly, HVAC filters can help reduce airborne contaminants in a building or small space. By itself, air filtration is not enough to protect people from exposure to a virus. But it can be used as part of a plan to help protect people indoors when used alongside other public health best practices from the HISD Communicable Disease Plan Committee, Centers for Disease Control and Prevention, the American Society Of Heating, Refrigerating and Air-Conditioning Engineers, and the Environmental Protection Agency.

1. Complete filter change process every three months.
 - a. Replace filter.

- b. Perform preventive maintenance on units that need to be addressed.
 - c. Lubricate bearings.
 - d. Replace belts.
 - e. Request IAQ reports, as needed.
2. Place used filter immediately in trash bag (6 mil preferred) to prevent contamination upon removal from units.
 3. Require maintenance personnel to immediately wash their hands with soap and water or use an alcohol-based hand sanitizer.
 4. Prohibit filter changes when students are present.

Note: Filters in HVAC systems should be changed according to the typical schedule or left in place longer than normal, as extending the time between filter changes can be a purposeful strategy designed to reduce transmission.

PROCEDURE: IMPLEMENT AND ADHERE TO HVAC FILTER GRADE PROTOCOLS

1. Use filters with a Minimum Efficiency Reporting Value (MERV) of 13 or higher for all HVAC systems that can accommodate them. For older HVAC systems that cannot accommodate a MERV 13 filter, use the highest MERV rating allowable for the system.
 - a. MERV13 Pleated Filters
 - i. Install MERV 13 and greater rated filters, if possible.
 - ii. Used in newer buildings, green buildings, VRF campuses and facilities, outside air handlers, air handlers, and rooftop units.
 - iii. Prohibit use of MERV 13 rated filters in older campuses, as doing so will cause units to starve for air, duct work and motors to fail, and problems to increase.
 - b. MERV8 Pleated Filters (with static guard)
 - i. Install in older buildings, unit ventilators, and rooftop units.
 - ii. Open doors and windows when possible, including during breaks, to assist with circulation of fresh air.
 - c. MERV6 Roll Cut Filters (with static guard)
 - i. Install in older buildings, unit ventilators, and rooftop units.
 - ii. Open doors and windows when possible, including during breaks, to assist with circulation of fresh air.

PROCEDURE: IMPLEMENT AND ADHERE TO COOLING TOWER PROTOCOLS

1. Clean and service bi-annually by approved vendor.
 - a. Ensure open water basin is completely cleaned and disinfected.
 - b. Remove scale deposits.
 - c. Confirm proper airflow.
 - d. Clean and disinfect water pipes leading in and out of the basin.
 - e. Check fan motors.
 - f. Replaced belts.
 - g. Check water pumps.
2. Use chemicals used to treat the water to combat diseases like Legionnaires' disease.

PROCEDURE: IMPLEMENT AND ADHERE TO TEMPORARY BUILDING HVAC PROTOCOLS

1. Set window units installed in t-buildings to allow fresh air to mix with conditioned air when units are operational

PROCEDURE: REPORT AND ADDRESS HVAC MAINTENANCE CONCERNS IMMEDIATELY

1. Monitor HVAC system performance daily, completing HVAC systems scans in the morning, midday, and evening.
2. Create work order and address immediately should an issues be found during scans or reported by the campus or support facility staff.

PROCEDURE: IMPLEMENT HVAC PERSONAL PROTECTIVE EQUIPMEMNT PROTOCOLS

1. Require use of N95 mask
 - a. Protects HVAC technician from respiratory droplets and aerosols and can be effective protection tool with proper use.
 - b. Tested for efficiency against 0.3 micrometer airborne particles.
 - c. Certified to filter a high percentage of particles.
 - d. Generally disposed of after each use.
2. Allow silicone half mask respirators with N95 (or better) cartridges to be used instead of filtering facepiece respirators.
3. Require eye protection.
 - a. Allow safety glasses (side shields preferred), goggles, or face shields.
4. Require disposable gloves.
 - a. Allow vinyl, rubber or nitrile disposable gloves.
 - b. Wear under work gloves, if necessary.
 - c. Recommend wearing double gloves to reduce likelihood of cuts and punctures.
5. Recommend disposable coveralls, gowns and/or shoe covers be worn to enhance overall protection.
6. Require employees to wash their hands with soap and water or use an alcohol-based hand sanitizer and change any soiled clothes after maintenance activities.

FACILITY MANAGEMENT – FACILITY CONSTRUCTION***Task Summary***

Safely return Construction Services employees to their office workspace, while mitigating the transmission of [communicable diseases](#).

Plan Summary

Establish protocols for regular screening of returning employees and maintaining appropriate physical distancing and workplace sanitization. Employees will return in four phases, with all employees notified in advance of their expected return. All employees – whether in the office or working from home – will follow the district's regular summer and school year schedules.

Procedures & Actions**PROCEDURE: SCREEN ALL EMPLOYEES, VISITORS, VENDORS, AND CONSULTANTS**

1. Establish campus- and building-based Wellness Teams responsible for conducting entry screening.
 - a. Direct administrator to assign staff to Wellness Team.
2. Post signage detailing symptoms at designated entry points.
3. Require all employees, visitors, vendors, and consultants to undergo screening in accordance with district screening protocols.

- a. See Campus-Based and All Other Departments Entry Screenings sections for more detailed information.
4. Require employees to self-monitor for symptoms throughout the workday and promptly report to their supervisor any changes in condition.

PROCEDURE: REQUIRE APPROPRIATE PERSONAL PROTECTIVE EQUIPMENT

1. Require all employees, vendors, and visitors to wear a mask covering both the nose and mouth while in any district school or facility.
2. Issue masks to all HISD employees upon their return to work, with frequency of distribution determined by job responsibilities.
3. Require employees read and sign the appropriate personal protective equipment acknowledgment form when they are issued an HISD mask or when they arrive at the building with their own mask.
4. Allow as acceptable both district-issued disposable masks and personal, reusable masks.
 - a. Require all personal masks to be fitted to the face, covering both the nose and mouth, and at least two layers thick.
 - i. Ensure masks with a wire bridge are pinched down and fitted to the nose to ensure they are snug.
 - b. Instruct employees to wash reusable personal masks daily, after each use, and/or when wet or soiled.
 - c. Ensure personal masks comply with the HISD Dress Code and are not inappropriate or derogatory in nature.
 - d. Prohibit vented masks, bandannas, scarves, handkerchiefs, neck gaiters, or other loose fitting cloths from being used as masks..
 - e. Provide supervisors discretion to require district-provided mask if it is determined a personal mask does not meet minimum health and safety standards.
 - f. See Mask Adaptations and Alternatives in Appendix for more information.
5. Require masks at all times for employees assigned to open/cubical office spaces to mitigate transmission in open floor plans.
6. Allow mask removal for employees assigned to a personal offices only when they are in their personal office with the door closed.
7. Require employees to wear a mask any time they are outside their personal office, or in common areas or restrooms.
8. Allow employees to wear gloves at their own discretion.

PROCEDURE: PROVIDE TRAINING AND EDUCATIONAL INFORMATION TO EMPLOYEES

1. Provide educational information focused on health and safety precautions and guidelines, best practices for returning to the office, [communicable disease](#) risk factors, and recommended protective behaviors, such as cough etiquette, work area disinfection, personal protective equipment use, etc.
2. Require employees to acknowledge receipt of personal protective equipment, handouts, training, and other educational information before returning to work.

PROCEDURE: IMPLEMENT PHYSICAL DISTANCING AND WORKPLACE DISINFECTION PLAN

1. Encourage employees to routinely clean and [sanitize](#) high-contact workplace surfaces, such as workstations, keyboards, telephones, handrails, and doorknobs.
 - a. Clean and [sanitize](#) twice per day — mid-morning and mid-afternoon — using an district-approved [sanitizer](#). Note that custodial staff will clean any dirty surfaces with detergent or soap before disinfection at the end of the day.
 - b. Prohibit employees from using each other's phones, desks, offices, and other office equipment when possible. Instruct employees to clean and disinfect equipment after each use, if it must be shared.

Information and requirements subject to change based on recommendations from CDC and health officials

- c. Provide employees with disposable wipes (subject to availability) to clean and disinfect commonly used surfaces before each use.
- 2. Reconfigure workstations and office spaces to provide **6 feet of distance whenever possible** between employees not located in individual rooms and/or separated by a door.
 - a. Provide a physical barrier between employees if 6 feet of distance cannot be achieved.
- 3. Establish virtual meetings as the primary method for conducting business.
 - a. Conduct face-to-face meetings only when absolutely required.
 - b. Ensure any face-to-face meetings are scheduled in advance and take place in designated areas.
 - c. Practice physical distancing requiring 6 feet between all **individuals whenever possible**.
 - d. Use conference rooms only when face-to-face meetings are absolutely necessary.
 - e. Limit participation **to essential attendees** and require physical distancing.
 - f. Position chairs 6 feet apart and post physical distancing signage.
- 5. Repurpose conference rooms, break rooms, and other communal spaces to allow for more distance when gathering is unavoidable, but **require adherence to physical distancing**.
- 6. Install physical barriers (clear plexiglass, polycarbonate, etc.) in common, high-traffic, and public areas, such as the reception desks, senior administrative assistant workstations, and other similar frequently visited areas.
- 7. Post physical distancing and hand wash hygiene signage throughout the building and in restrooms.
- 8. Install hand sanitizing stations throughout the building and near each work area, depending on availability.

PROCEDURE: IMPLEMENT SAFETY GUIDELINES FOR CONSTRUCTION SITE VISITS

- 1. Assess on-site conditions and determine whether it is an unhealthy situation with the potential for **communicable disease** transmission.
- 2. Observe the contractor's policies and cooperate with their program while on site, as many construction companies have instituted robust Work Safe programs and **safety** measures at project sites.
- 3. Enter structures of new construction and renovation projects when you can maintain reasonable physical distancing and follow procedure below if you determine conditions are unsafe.
 - a. Ask a contractor or representative to go inside and document the area for observation or inspection with his/her device. Be clear about what you are looking for and/or what they want you to see in the construction work. Do not share your phone.
 - b. Maintain a safe distance and check all pictures before leaving the site. Make sure the photographs are clear and depict all necessary aspects of the physical inspection.
 - c. Ask the contractor or representative to send all pictures to your district email before leaving the site.
 - d. Include all photos and documents in your project folder on the departmental common drive on the district server.
 - e. Leave a notice documenting the visit, including date, time, and information to reschedule the observation/inspection, if a contractor or representative is not present or available.

HISD COMMUNICABLE DISEASE PLAN

NUTRITION

NUTRITION SERVICES – PERSONNEL AND FOOD SAFETY PROTOCOLS

Task Summary

Develop protocols for the return of Nutrition Services employees to their workstations while mitigating exposure to [communicable diseases](#).

Plan Summary

Return employees to work while controlling the exposure of people, products, and equipment to potential contact with infectious bacteria, viruses, and bodily fluids through adherence to established guidelines regarding physical distancing, personal hygiene, disinfecting procedures, and personal protective equipment.

Procedures & Actions

PROCEDURE: SCREEN ALL EMPLOYEES, VISITORS, VENDORS, AND CONSULTANTS

1. Establish campus- and building-based Wellness Teams responsible for conducting entry screening.
 - a. Direct administrator to assign staff to Wellness Team.
2. Post signage detailing symptoms at designated entry points.
 - a. Require employees and visitors enter the Nutrition Services Hexser T. Holliday Food Services Support Center through the front entrance.
 - b. Require warehouse and production employees to enter either through the main warehouse entrance or Door 18 located next to the catering dock — whichever is closest to their work location.
3. Require all employees, visitors, vendors, and consultants to undergo screening in accordance with district screening protocols.
 - a. See Campus-Based and All Other Departments Entry Screenings sections for more detailed information.
4. [Require employees to self-monitor for symptoms throughout the workday and promptly report to their supervisor any changes in condition.](#)

PROCEDURE: LIMIT EMPLOYEE EXPOSURE TO BACTERIA AND VIRUSES

1. Require employees who have tested positive for [a designated communicable disease](#) to remain home in accordance with the Health and Medical Services Procedural Guideline for Exposure, Suspected, or Confirmed Positive Covid-19 Students, Employees, and Visitors (See Appendix).
2. Require each department to track absences to look for possible infection trends.

PROCEDURE: REQUIRE APPROPRIATE PERSONAL PROTECTION EQUIPMENT

1. Wear appropriate personal protective equipment including masks provided to Nutrition Services staff.
2. Require gloves only when working in direct contact with food or food equipment, custodial cleaning, or large quantities of paperwork.
3. Allow for removal of personal protective equipment when eating or drinking during breaks and/or lunch.
4. Establish special guidelines for the following areas:
 - a. Emergency food assembly
 - i. Require hairnets and beard guards in assembly area.
 - ii. Require long sleeves, gowns, or a disposable apron be worn as a barrier.
 - iii. Require disposable gloves be worn when handling food items or boxes and changed frequently, especially when damage occurs.
 - iv. Require masks be worn during assembly process.
 - v. Require masks not be reused and replaced if they become soiled or damp.

b. Production/Kitchen

- i. Require masks be replaced if they become soiled or damp.
- ii. Provide masks daily only to Nutrition Services staff.

PROCEDURE: IMPLEMENT PHYSICAL DISTANCING

1. Direct managers to work with and monitor employees to ensure they understand and practice proper physical distancing.
 - a. Require immediate compliance if employees are observed to be non-compliant and retrain employees on proper procedures to minimize potential health risks.
 - b. Document occurrence and take appropriate disciplinary action — including option of sending employee home — if employee has been retrained and remains non-compliant.
2. Position workstations to allow employees to be 6 feet **apart whenever possible**.
3. Stagger lunch times or reduce capacity to allow for physical distancing and offer box lunches.
4. Limit meetings to **essential attendees only**, using virtual meetings for all larger groups.

PROCEDURE: ADHERE TO PUBLIC HEALTH HYGIENE RECOMMENDATIONS

1. Require employees to follow hand hygiene and respiratory etiquette as outlined by the Centers for Disease Control and Prevention.
 - a. Require employees to routinely wash and sanitize their hands using either soap or hand sanitizer.
 - b. Reinforce hand-washing with soap and water for at least 20 seconds, as well as the use of hand sanitizer containing at least 60 percent alcohol, if soap and water are not readily available.
 - i. Use hand sanitizer only hands are not visibly dirty, as visibly dirty hands must first be washed with soap and water.
 - c. Follow proper hand-washing procedures after touching commonly used items.
 - d. Refer employees to the following site for hand-washing guidance: <https://www.cdc.gov/hand-washing/when-how-hand-washing.html>.
 - e. Practice proper coughing or sneezing etiquette and properly dispose of anything that comes into contact with the mouth and nose, including tissues and eating utensils.
2. Avoid touching the face, nose, mouth, and avoid rubbing eyes.
3. Avoid contact with individuals displaying symptoms of illness.
4. Stay home if a family member is ill or showing signs of illness.

PROCEDURE: ENHANCE CUSTODIAL CLEANING AND DISINFECTION

1. Practice routine **cleaning and sanitizing** of frequently touched surfaces — tables, doorknobs, light switches, countertops, handles, desks, phones, keyboards, toilets, faucets, sinks, etc.— using soap and water if visibly soiled.
2. Disinfect cleaned surfaces and allow them to air dry, and use paper towels or disposable towels to wipe down non-food contact areas two to three times per day, or more if needed.
3. Use specific department-based disinfectants in a well-ventilated area.
 - a. Emergency Distribution
 - i. Bleach solution: Use diluted household bleach solutions if appropriate for the surface.
 - ii. Oasis 146 sanitizer solution.
 - b. Hexser T. Holliday Food Services Support Center

- i. Buckeye Sanicare Quat-256: Use two ounces of sanitizer per gallon of water to kill [coronaviruses and other communicable diseases](#).
- c. Production/Kitchens
 - i. Bleach solution: Use diluted household bleach solutions if appropriate for the surface.
 - ii. Oasis 146 sanitizer solution.
 - iii. TB disinfectant (ready to use): Use on counters, sinks, appliance, and stovetops. Rinse with drinking water required for surfaces in direct contact with food.
- 4. Prepare fresh cleaning solutions for each use or as soon as the solution becomes visibly diluted, clouded, or soiled.
- 5. Wear proper personal protective equipment when cleaning and disinfecting.

NUTRITION SERVICES – STUDENT MEALS: IN-PERSON INSTRUCTION

Task Summary

Outline processes and procedures for all eligible schools to receive reimbursable student meals based on enrollment and daily attendance options.

Plan Summary

Prepare and serve high-quality student meals that will meet or exceed United States Department of Agriculture (USDA) and Texas Department of Agriculture (TDA) guidance and regulations. Prepare and serve food to students in a clean and safe environment that utilizes physical distancing, Require personal protective equipment, including masks, in accordance with district and public health standards. Continue to provide meals to students with special dietary requirements, as needed. Prohibit school-based competitive food sales, parent meal visitations, and food bought or sold on campus by outside vendors to mitigate the transmission of [communicable diseases](#) within the school.

Procedures & Actions

PROCEDURE: PROCEDURE: PROVIDE STUDENT MEALS IN CLASSROOMS AND/OR CAFETERIAS

1. Distribute individually wrapped meals to all students in prekindergarten through 12th grade classes.
 - a. Assign Nutrition Services and/or other designated staff to distribute meals, including 8 ounces of potable water and wrapped utensils.
 - b. Require students and staff to wear masks and any other required personal protective equipment during meal periods in the cafeteria, designated areas, or classrooms, only allowing students to remove masks for eating and drinking.
 - c. Hold all meals at proper temperature before meal service.
2. Allow school to determine meal service location (classroom, cafeteria, or outdoors) after review of school needs and safety issues.
 - a. Classrooms: Space desks 6 feet apart.
 - b. Cafeterias: Spaces seats 6 feet apart with students facing same direction or alternating so they aren't directly across from each another.
 - i. Clean or sanitize dining tables and designated areas prior to seating students in the cafeteria and after each meal service.
 - ii. Require students wash their hands before entering the cafeteria and after eating.

- iii. Ensure students adhere to physical distancing in cafeteria while approaching and waiting in line, sitting in the cafeteria, and returning to classrooms.
 - iv. Consider tabletop partitions or replacing large tables with individual desks and chairs spaced at 6-foot intervals to minimize contact.
 - v. Implement separate, one-way entrances and exits in cafeterias.
 - vi. Consider staggered meals schedules to reduce number of students in cafeteria at one time and mingling students from different cohorts or classrooms.
 - vii. Prohibit lunch visits.
 - c. Outdoors: Spaces seats 6 feet apart with students facing same direction and require adult supervision to prevent mingling with other cohorts or classrooms even while distanced.
3. Ensure all desks and tables are sanitized prior to meal delivery.
 4. Require all students to wash or sanitize their hands before and after meal service.
 5. Clean desks and tables per sanitation protocol upon completion of meal service.
 6. Follow this process for breakfast, lunch, snack, and supper.

NUTRITION SERVICES – STUDENT MEALS: VIRTUAL LEARNING

Task Summary

Outline processes and procedures to provide high-quality food for all students enrolled in virtual learning.

Plan Summary

Adopt Curbside Summer Meals model to ensure high-quality student meals that meet or exceed United States Department of Agriculture and Texas Department of Agriculture guidance and regulations are safely and easily available to students enrolled in virtual learning.

PROCEDURE: PROVIDE CURBSIDE MEAL SERVICE FOR STUDENTS ENROLLED IN VIRTUAL LEARNING

1. Provide reimbursable seven-day meal kits on Mondays and Thursdays through the Nutrition Services curbside summer meals distribution model at schools and/or other identified locations.
2. Ensure each meal kit includes seven days of reimbursable school breakfast, lunch, reimbursable snack and at-risk afterschool supper meal, if approved by the Texas Department of Agriculture.
3. Provide meals for each day identified on the school calendar (308 days), including weekends, holidays and vacation breaks.
4. Maintain physical distancing and use personal protective equipment during curbside distribution.
5. Allow meal kits to be picked by students, parents, or guardians.
6. Develop and implement compliance and accountability processes that meet or exceed United States Department of Agriculture and Texas Department of Agriculture regulations.

NUTRITION SERVICES – STUDENT MEALS: SPECIAL DIETARY NEEDS

Procedures & Actions

PROCEDURE: ACCOMMODATE STUDENT SPECIAL DIETARY NEEDS

1. Allow students with health or medical concerns to eat in approved designated area with adult supervision provided physical distancing and sanitation protocols are maintained in accordance with district policy.

2. Provide meals accommodations — within reason — to students with medically documented disabilities, as long as meals follow same service style and menu type provided for other students on campus.
3. Ensure special diet students fall within three basic categories for receiving accommodations:
 - a. Supplements/Milk Substitution: Accommodate easily on campus or in meal kits, as is already being done through the 2020 Curbside Summer Meals program.
 - b. Texture Modification: Prepare, package, and safely provide as part to students on campus, as food must be hot.
 - c. Menu Modifications – Provide special diet menus for both students on campus, as well as in meal kits, though variety will be restricted due to cooking and packaging constraints and shelf stable or cold foods may not be an option to meet all student's needs.

PROCEDURE: ADDRESS ALLERGY CONCERNS

1. Partner with Health and Medical Services to provide a safe environment for students with allergy concerns.
2. Allow students with health or medical concerns to eat in approved designated area with adult supervision provided physical distancing and sanitation protocols are maintained in accordance with district policy.
3. Understand Nutrition Services can provide safe, allergen-free meals to students receiving curbside meals, but not to all students in classrooms.

NUTRITION SERVICES – COMPETITIVE FOOD SALES

PROCEDURE: PROHIBIT COMPETITIVE FOOD SALES

1. Prohibit all competitive food sales, including but not limited to food sold by schools, booster clubs, parent groups, and outside vendors, until the district resumes normal operations.

NUTRITION SERVICES – HATTIE MAE WHITE CAFÉ & STARBUCKS

Task Summary

Outline protocols and guidelines to restore operations at Hattie Mae White Café while mitigating transmission of [communicable diseases](#).

Plan Summary

Restore operations at the Hattie Mae White Café utilizing State of Texas and public health guidelines regarding physical distancing, personal hygiene, disinfecting procedures, personal protective equipment, and operating capacity.

Procedures & Actions

PROCEDURE: SCREEN ALL HATTIE MAE WHITE CAFÉ EMPLOYEES

1. Require all Hattie Mae White Cafe employees to undergo screening in accordance with district screening protocols.
 - a. See All Other Departments Entry Screenings sections for more detailed information.
2. Require employees to self-monitor for symptoms throughout the workday and promptly report to their supervisor any changes in condition.

PROCEDURE: LIMIT EMPLOYEE EXPOSURE TO BACTERIA AND VIRUSES

1. Require employees who have tested positive for [designated communicable diseases](#) to remain home in accordance with the Health and Medical Services Procedural Guideline for Exposure, Suspected, or Confirmed Positive Covid-19 Students, Employees, and Visitors (See Appendix).

2. Require each department to track absences to look for possible infection trends.
3. Wear appropriate personal protective equipment including masks provided to café staff daily or when soiled.
4. Adhere to physical distancing in the workplace.
5. Stagger lunch times to allow for physical distancing and provide box lunches for staff.
6. Allow for removal of personal protective equipment when eating or drinking during breaks and/or lunch.
7. Prohibit employees from storing any personal food items in building refrigeration.

PROCEDURE: REQUIRE ADHERENCE TO PUBLIC HEALTH HYGIENE RECOMMENDATIONS

1. Train all employees on appropriate cleaning and [sanitizing](#), hand hygiene, and respiratory etiquette.
2. Require employees to follow hand hygiene and respiratory etiquette as outlined by the Centers for Disease Control and Prevention:
 - a. Require employees to routinely wash and sanitize their hands using either soap or hand sanitizer containing at least 60 percent alcohol.
 - b. Reinforce hand-washing with soap and water for at least 20 seconds, as well as the use of hand sanitizer containing at least 60 percent alcohol, if soap and water are not readily available.
 - i. Use hand sanitizer only hands are not visibly dirty, as visibly dirty hands must first be washed with soap and water.
 - c. Follow proper hand-washing procedures after touching commonly used items.
 - d. Require employees wash or sanitize hands upon entering the workplace, in between customer interactions, and immediately after removing gloves.
 - e. Refer employees to the following site for hand-washing guidance: <https://www.cdc.gov/hand-washing/when-how-hand-washing.html>.
 - f. Practice proper coughing or sneezing etiquette and properly dispose of anything that comes into contact with the mouth and nose, including tissues and eating utensils.
3. Avoid touching the face, nose, mouth, and avoid rubbing eyes.
4. Avoid contact with individuals displaying symptoms of illness.
5. Stay home if a family member is ill or showing signs of illness.

PROCEDURE: STREAMLINE HATTIE MAE WHITE CAFÉ OPERATIONS

1. Reduce number of employees staffing Hattie Mae White Café to limit staff and customer exposure to potential infection.
 - a. Assign two staff per shift, with the Starbucks station open and serving as register one and a cashier assigned to a checkout lane serving as register two.
 - b. Assign duties to cashier: sanitize café area and replenish grab and go meals, hot gravity feed, and beverage station.
2. Require staff wear personal protective equipment, including gloves and masks provided by Nutrition Services.
3. Install protective plastic shields at both registers to ensure the safety of staff and customers.
4. Prepare food at the Hexser T. Holliday Food Services Support Center and deliver to Hattie Mae White Café.
5. Require HISD vendors to follow district visitor screening and safety protocols when doing business at Hattie Mae White Café.
 - a. Require vendors wear proper personal protective equipment, enter through Hattie Mae White Educational Support Center main entrance, and check in at front desk to be screened in accordance with district visitor protocols.

- b. Isolate and turn away vendors who fail to meet screening standards.
 - c. Direct vendors who meet screening standards to back loading dock door to unload deliveries in accordance with physical distancing and under café staff supervision.
 - d. Notify vendors that deliveries will not be accepted prior to screening and that all vendors must wear and provide their own personal protective equipment, or they will not be allowed entry.
 - e. Post signage notifying vendors of safety procedures on back door.
6. Keep back loading dock closed at all times.
 7. Ensure café staff follows assigned cleaning duties and schedules.
 - a. Clean surfaces using soap and water if visibly soiled and disinfect surfaces once cleaned.
 - b. Practice routine cleaning of frequently touched surfaces, including tables, doorknobs, light switches, countertops, handles, desks, phones, keyboards, toilets, faucets, sinks, etc.
 - c. Prepare a fresh solution for each use or more often if the solution becomes visibly diluted, clouded, or soiled.
 8. Require staff to wash and sanitize their hands and replace gloves after cleaning.

PROCEDURE: REOPEN HATTIE MAE WHITE CAFÉ IN ALIGNMENT WITH STATE HEALTH PROTOCOLS

1. Operate dine-in service at 25 percent of total listed capacity not including café employees.
2. Enact enhanced physical distancing and safety protocols.
 - a. Install hand sanitizing stations at café entrance, seating area entrance, and both cashier stations.
 - b. Post café menus at the front kiosk and discontinue use of printed menus.
 - c. Require physical distancing for all parties dining in the café and limit seating to two people per table.
 - d. Post signage outlining seating procedures.
 - e. Install physical distancing markers on the café floor.
 - f. Set up stanchions at the entrance directing customers to cashier lines, sanitizing stations, and seating areas.
 - g. Prohibit storage of any items — condiments, silverware, glassware, or other traditional items found on unoccupied tables or countertops — on tabletops and countertops.
 - h. Store single-use condiments behind registers and make available only upon request.
3. Encourage contactless payment to minimize contact.
 - a. Allow customers to swipe their own credit card at the register.
 - b. Disinfect pens after each credit card transaction if a signature is required.
 - c. Change out gloves after handling cash transactions.
4. Offer limited menu that minimizes food handling by staff and customers.
 - a. Limit available merchandise to grab and go items and pre-packaged meals, hot pre-packaged gravity feed items, bottled and canned beverages, Starbucks beverages, and pre-packaged snacks.
 - b. Eliminate self-service fountain drink station, center hotline and grill, condiment station, and microwave station, and remove all microwaves from the floor.

NUTRITION SERVICES – WAREHOUSE SERVICES (STORAGE AND DISTRIBUTION)

Task Summary

Develop a contingency plan should the warehouse need to be closed, which would directly impact the ability to deliver food items to school cafeterias.

Plan Summary

Implement contingency plan designed to limit the impact of a mass quarantine of warehouse employees by establishing food storage hub sites and direct access to outside vendors.

Procedures & Actions

PROCEDURE: ESTABLISH WAREHOUSE INFECTION PROTOCOLS

1. Follow Health and Medical Services Procedural Guideline for possible and confirmed cases as outlined in the HISD Health and Medical Services Procedural Guideline For Exposure, Suspected, or Confirmed Positive Covid-19 Students, Employees, and Visitors (See Appendix).
2. Coordinate with Facilities, Maintenance, and Operations for deep cleaning and sanitization.
 - a. Clean and disinfect warehouse offices, high touch areas — including break areas, delivery trucks, forklifts, high reach, etc. — and fog areas where food is not stored.
 - b. Clean and disinfect Nutrition Services offices — including hallways, breakrooms, lunchroom, main entrance, restrooms, and all frequently touched surfaces — if applicable and fog in all areas.

PROCEDURE: ESTABLISH SAFETY PROTOCOLS TO REDUCE THE POTENTIAL IMPACT OF MASS QUARANTINE

1. Assign delivery drivers to alternating work schedule to maintain driver availability in the event of a closure.
2. Assign office and warehouse personnel on an alternating work schedule to ensure availability in the event of a closure.
3. Require drivers to follow physical distancing and personal protective equipment guidelines as outlined in SOP 101 Return to Work Plan (See Appendix) while in the warehouse and delivery trucks and during school deliveries.
 - a. Limit employees to one per vehicle during deliveries and product pickups and when that is not possible ensure proper personal protective equipment is worn at all times in the vehicle and throughout the delivery or pick up process.
4. Call in hourly employees to assist as needed.

PROCEDURE: UTILIZE OUTSIDE VENDORS IN THE EVENT OF A WAREHOUSE CLOSURE

1. Place orders directly with vendors and have all items delivered directly to kitchens at designated feeding sites.
2. Designate four outside vendors for dry and refrigerated food items.
 - a. Oak Farms: Dairy
 - b. Hardies: Produce
 - c. Masters: Dry Goods
 - d. Kurtz: Bread

PROCEDURE: DESIGNATE FOOD STORAGE HUBS

1. Designate eight to 10 hub sites to store frozen food items that can be redistributed to individual feeding sites.

- a. Determine foods based on dietician-approved menu and current site inventory provided by area operations manager.
2. Store emergency meal kits at hub sites for use during the first two days of feeding during warehouse closures.
3. Follow food safety guidelines when delivering food items to kitchens as outlined in SOP 209 Warehouse Shipping (See Appendix).

PROCEDURE: REQUIRE MANAGEMENT TO MONITOR WAREHOUSE CLOSURE, IF IMPLEMENTED

1. Require warehouse and operations management to monitor the closure process, if implemented, to ensure protocols are followed.
2. Make employees aware that failure to comply these procedures will result in retraining of the employee upon first offense and disciplinary action upon continued offense.

HISD COMMUNICABLE DISEASE PLAN

TRANSPORTATION

TRANSPORTATION – STUDENTS

Task Summary

Develop plan for transporting HISD students to and from school in a safe and efficient manner while mitigating the transmission of [communicable diseases](#).

Plan Summary

Prioritize safety in the transport of all HISD special education and homeless students as required by law, as well as a reduced volume of general population students due to fewer available drivers and limited bus capacity due to physical distancing.

Procedures & Actions

PROCEDURE: IMPLEMENT PHYSICAL DISTANCING ON ALL SCHOOL BUSES

1. Limit bus capacity to 26 students.
 - a. Consider updating capacity limits as public health conditions improve.
2. Require students to sit one per seat by the window.
 - a. Allow exception for siblings who may sit together in the same seat if their family notifies the driver prior to boarding the bus.
3. Modify bus routes to accommodate physical distancing protocols, including creation of additional or shorter bus routes.

PROCEDURE : ENHANCE EXISTING HISD SCHOOL BUS CLEANING PROTOCOLS

1. Requiring bus drivers to clean their bus at the conclusion of each run and after drop off at each campus.
2. Equip all HISD school buses with Disaster Go buckets containing the materials necessary for cleaning protocols, including personal protective equipment, disinfectant, Clorox/Quat 256 spray, wipe rags, bandage kit, and first aid supplies.
3. Implement weekly deep cleaning schedule that includes treating all surfaces with Quat 256, spraying windows with an alcohol-based cleaning agent, washing the bus exterior, and sanitizing all special education bus wheelchair tracks and securements.

PROCEDURE: FOLLOW HEALTH AND MEDICAL SERVICES PROCEDURAL GUIDELINE FOR POSSIBLE AND CONFIRMED CASES

1. Immediately notify school nurse to report [exposure or a suspected or confirmed positive case](#).
 - a. Require School Nurse to contact student/employee to investigate, complete Case Report Form, and submit to Health and Medical Services Nurse Manager.
 - b. Require department supervisor to contact Health and Medical Services director or school nurse manager and provide employee's name, date of birth, and contact information.
2. See Appendix for HISD Health and Medical Services Procedural Guideline For Exposure, Suspected, or Confirmed Positive Covid-19 Students, Employees, and Visitors.
3. Suspending student's riding privileges until receiving further information from Health and Medical Services.
4. Notify the chief operating officer and chief communications officer and await further direction.
5. Send any employees in direct contact with the student home with pay for a [mandatory self-quarantine in alignment with district protocols](#).

TRANSPORTATION – STAFF

Task Summary

Develop guidelines to safely return Transportation Services staff to their workspaces while mitigating the transmission of [communicable diseases](#) by following public health guidelines.

Plan Summary

Ensure staff safety by conducting daily health screenings, instituting mask requirements, implementing physical distancing, enhancing cleaning protocols in buildings and on buses, and developing a contingency plan for possible exposures.

Procedures & Actions

PROCEDURE: SCREEN ALL EMPLOYEES

1. Establish building-based Wellness Teams responsible for conducting entry screening.
 - a. Direct administrator to assign staff to Wellness Team.
2. Post signage detailing symptoms at designated entry points.
3. Require all employees, visitors, vendors, and consultants undergo screening in accordance with district screening protocols.
 - a. See Campus-Based and All Other Departments Entry Screenings sections for more detailed information.
4. [Require employees to self-monitor for symptoms throughout the workday and promptly report to their supervisor any changes in condition.](#)

PROCEDURE: REQUIRE APPROPRIATE PERSONAL PROTECTIVE EQUIPMENT

1. [Require all employees to wear a face shield and mask covering both the nose and mouth while working in or visiting any HISD school or facility.](#)
2. [Issue masks to all HISD employees upon their return to work, with frequency of distribution determined by job responsibilities.](#)
3. [Require employees read and sign the appropriate personal protective equipment acknowledgment form when they are issued an HISD mask or when arrive at the building with their own mask.](#)
4. [Allow as acceptable both district-issued disposable masks and personal, reusable masks.](#)
 - a. [Require all personal masks to be fitted to the face, covering both the nose and mouth, and at least two layers thick.](#)
 - i. [Ensure masks with a wire bridge are pinched down and fitted to the nose to ensure they are snug.](#)
 - b. [Instruct employees to wash reusable personal masks daily, after each use, and/or when wet or soiled.](#)
 - c. [Ensure personal masks comply with the HISD Dress Code and are not inappropriate or derogatory in nature.](#)
 - d. [Prohibit vented masks, bandannas, scarves, handkerchiefs, neck gaiters, or other loose fitting cloths from being used as masks.](#)
 - e. [Provide supervisors discretion to require district-provided mask if it is determined a personal mask does not meet minimum health and safety standards.](#)
 - f. [See Mask Adaptations and Alternatives in Appendix for more information.](#)
5. [Require masks at all times for employees assigned to open/cubical office spaces to mitigate transmission in open floor plans.](#)
6. [Allow mask removal for employees assigned to a personal offices only when they are in their personal office with the door closed.](#)

7. Require employees to wear a mask any time they are outside their personal office, or in common areas or restrooms.
8. Require school bus drivers and aides to wear gloves supplied by the department.

PROCEDURE: IMPLEMENT PHYSICAL DISTANCING

1. Require physical distancing while on HISD property and in HISD buildings, including offices, copy rooms, breakrooms, meetings, etc.
2. Establish virtual meetings as the primary method for conducting business.
 - a. Conduct face-to-face meetings only when absolutely required.
 - b. Ensure any face-to-face meetings are scheduled in advance and take place in designated areas.
 - c. Practice physical distancing requiring 6 feet between all **individuals whenever possible**.
3. Post physical distancing signage and markers in stairwells, lobbies, conference rooms, breakrooms, and common areas, as well as near screening areas, time clocks, dispatch windows, and day rooms.
4. Remove all tables, chairs, and computers from driver day rooms, allowing entry only for time clock and mail box access, and encourage employees to use their personal electronic devices..
5. Require employees to make appointments with managers.

PROCEDURE: ENHANCE BUILDING CLEANING PROTOCOLS AND INCREASE FREQUENCY

1. Clean waiting areas every two hours using cleaning agents approved by HISD Facilities, Maintenance, and Operations.
2. Prohibit use of all shared materials and supplies.
3. Request custodian/plant operator be assigned to each terminal to ensure restrooms cleaned every two hours.
 - a. Wipe down surfaces, disinfect restrooms, and spray stalls with Quat 256 spray.
4. Direct employees to disinfect and sanitize personal work areas every four hours during shift and again when shift ends.
 - a. Include entire desk area (including desktop and drawer handles), chairs (including body and arms), door handles, office doors, computers (including monitor, keyboard, and mouse), two-way radios and telephones (including receivers and keypads), receivers, staplers, and tape dispensers.
 - b. Removed all pencils and pens from the desk at end of shift.

PROCEDURE: FOLLOW HEALTH AND MEDICAL SERVICES PROCEDURAL GUIDELINE FOR POSSIBLE AND CONFIRMED CASES

1. Immediately notify department supervisor to report **exposure or suspected or confirmed positive case**.
 - a. Require School Nurse to contact student/employee to investigate, complete Case Report Form, and submit to Health and Medical Services Nurse Manager.
 - b. Require department supervisor to contact Health and Medical Services director or school nurse manager and provide employee's name, date of birth, and contact information.
2. See Appendix for HISD Health and Medical Services Procedural Guideline For Exposure, Suspected, or Confirmed Positive Covid-19 Students, Employees, and Visitors.

PROCEDURE: PHASE OUT TOUCH TIME CLOCKS

1. Coordinate with HISD Information Technology to develop a plan to phase out touch time clocks and shift to a card access reporting system with Time Clock Plus.

HISD COMMUNICABLE DISEASE PLAN

ALL OTHER DEPARTMENTS

ALL OTHER DEPARTMENTS – EMPLOYEE RETURN

Task Summary

Recommend protocols and guidelines that mitigate the spread of [communicable diseases](#) while providing for the safe return of employees to their designated work locations in HISD buildings, including Hattie Mae White Educational Support Center, HISD Police Department, Teledyne Building, HISD Educational Learning Center, East Field Office, South Field Office, Retirement Center, and Equity and Outreach Building.

Plan Summary

Ensure employees safely return to their work locations while mitigating the transmission of [communicable diseases](#).

Procedures & Actions

PROCEDURE: IMPLEMENT PHASED RETURN FOR HISD EMPLOYEES

1. Stagger or alternate employee return to mitigate the transmission.
2. Implement phased return in four stages:
 - a. Phase 1: Allow return of employees whose job duties require them to be on site or have been directed by a supervisor to be onsite.
 - i. Continue remote working for all employees who can perform their work remotely.
 - b. Phase 2: Allow employees who are not included in the first phase to return to the building as needed on an alternating or limited basis.
 - i. Stagger schedules or alternate workdays to allow designated employees to return with limited access to the building.
 - ii. Continue remote working as the primary work method for most employees.
 - c. Phase 3: Return all employees to work with adherence to mandated physical distancing and other public health guidelines, including those outlined by the Centers for Disease Control and Prevention, state and local health departments, and Texas Education Agency.
 - d. Phase 4: Return all employees return to their physical work location with no limitations.

PROCEDURE: COMMUNICATE CLEARLY WITH EMPLOYEES ABOUT PHASED RETURN

1. Communicate the phasing schedule to employees through various methods, including email, Academic Services Memo, and SchoolMessenger callout and text message.
2. Communicate with employees quickly about any phasing schedule changes.

PROCEDURE: PROVIDE TRAINING AND EDUCATIONAL INFORMATION TO EMPLOYEES

1. Provide educational information focused on health and safety precautions and guidelines, best practices for returning to the office, [communicable disease](#) risk factors, and recommended protective behaviors, such as cough etiquette, work area disinfection, personal protective equipment use, etc.
2. Require employees to acknowledge receipt of personal protective equipment, handouts, training, and other educational information before returning to work.

PROCEDURE: IMPLEMENT PHYSICAL DISTANCING IN ALL DEPARTMENTS

1. Require physical distancing while on HISD property and in HISD buildings, including offices, copy rooms, breakrooms, meetings, etc.
 - a. Elevators
 - i. Limit elevator capacity to ensure physical distancing and and require masks.
 - ii. Encourage employees to use the stairs as much as possible.

- b. Breakrooms/Copiers
 - i. Limit copy room capacity to three people at a time.
 - ii. Require employees to sanitize their hands upon entering and departing copy rooms.
 - iii. Prohibit loitering in copy rooms and breakrooms, remove half the chairs in these spaces, and allow seating only for employees eating lunch.
 - iv. Allow use of breakroom refrigerators.
- c. Privacy/Telephone rooms
 - i. Remove telephones from telephone rooms and close all telephone and privacy rooms, except for the privacy room designated for nursing mothers.
- d. Conference rooms
 - i. Use conference rooms only when face-to-face meetings are absolutely necessary.
 - ii. Schedule all meetings in advance.
 - iii. Limit participation to **essential attendees only** and require physical distancing.
 - iv. Position chairs 6 feet apart and post physical distancing signage.
- 2. Establish virtual meetings as the primary method for conducting business.
 - a. Conduct face-to-face meetings only when absolutely required.
 - b. Ensure any face-to-face meetings are scheduled in advance and take place in designated areas.
 - c. Practice physical distancing requiring 6 feet between all **individuals whenever possible**.
- 3. Post physical distancing signage in elevators, stairwells, lobbies, conference rooms, cafeterias, breakrooms, and all common areas.

PROCEDURE: ADHERE TO PUBLIC HEALTH HYGIENE RECOMMENDATIONS

- 1. Post fliers outlining hygiene tips and best practices, as informed by Centers for Disease Control and Prevention, state and local health departments, and Texas Education Agency guidelines, in common areas.
- 2. Require employees to follow hand hygiene and respiratory etiquette as outlined by the Centers for Disease Control and Prevention:
 - a. Require employees to routinely wash and sanitize their hands using either soap or hand sanitizer containing at least 60 percent alcohol.
 - b. Reinforce hand-washing with soap and water for at least 20 seconds, as well as the use of hand sanitizer containing at least 60 percent alcohol, if soap and water are not readily available.
 - c. Refer employees to the following site for hand-washing guidance: <https://www.cdc.gov/hand-washing/when-how-hand-washing.html>.
 - d. Encourage employees to cover coughs and sneezes with a tissue and throw used tissues in the trash and wash hands immediately with soap and water for at least 20 seconds.
- 3. Prohibit employees from sharing office equipment and supplies, including pens, pencils, etc.
 - a. Sanitize pens at sign-in stations after each use.
 - b. Require any equipment that must be shared to be sanitized according to best practices by both the recipient and lender.

PROCEDURE: NOTIFY EMPLOYEES OF AVAILABLE HEALTHCARE RESOURCES

- 1. Ensure all employees are aware of available low-cost and no-cost medical care and testing resources.

ALL OTHER DEPARTMENTS – ENTRY SCREENING

Task Summary

Recommend protocols and guidelines for screening employees entering HISD schools and buildings.

Plan Summary

Establish guidelines and requirements for screening employees at designated building entry points.

Procedures & Actions

PROCEDURE: SCREEN ALL EMPLOYEES

1. Require all employees to undergo daily online self-screening prior to arrival at their assigned work location.
 - a. Require all employees to download the Axiom Medical CheckIn2Work health screening app.
 - b. Require employees to conduct daily self-screening (including temperature checks) and report via the app prior to arriving at work and following all instructions as outlined in the health screening app.
 - c. Require employees to stay home if sick.
 - d. Require supervisors to review daily compliance reports sent to them each morning to ensure all employees are completing health screening via the app.
2. Require employees to self-monitor for symptoms throughout the workday and promptly report to their supervisor any changes in condition.

ALL OTHER DEPARTMENTS – INFECTION PROTOCOLS

Task Summary

Develop infection protocols and safety precautions for both building and staff if an employee tests positive.

Plan Summary

Establish infection protocols that streamline the process of reporting exposed, suspected, or confirmed cases to better ensure the safety of students and staff should someone in the building test positive.

Procedures & Actions

PROCEDURE: FOLLOW HEALTH AND MEDICAL SERVICES PROCEDURAL GUIDELINE FOR POSSIBLE AND CONFIRMED CASES

1. Immediately notify department supervisor to report [exposure or suspected or confirmed positive case](#).
 - a. Require School Nurse to contact student/employee to investigate, complete Case Report Form, and submit to Health and Medical Services Nurse Manager.
 - b. Require department supervisor to contact Health and Medical Services director or school nurse manager and provide employee's name, date of birth, and contact information.
2. See Appendix for HISD Health and Medical Services Procedural Guideline For Exposure, Suspected, or Confirmed Positive Covid-19 Students, Employees, and Visitors.

ALL OTHER DEPARTMENTS – PERSONAL PROTECTIVE EQUIPMENT AND HYGIENE PROTOCOLS

Task Summary

Provide personal protective equipment to employees returning to office workspaces.

Plan Summary

Establishes guidelines, requirements and employee education related to personal protective equipment usage.

Procedures & Actions

PROCEDURE: REQUIRE APPROPRIATE PERSONAL PROTECTIVE EQUIPMENT

1. Require all employees, vendors, and visitors to wear a mask covering both the nose and mouth while in any district school or facility.
2. Issue masks to all HISD employees upon their return to work, with frequency of distribution determined by job responsibilities.
3. Allow as acceptable both district-issued disposable masks and personal, reusable masks.
 - a. Require all personal masks to be fitted to the face, covering both the nose and mouth, and at least two layers thick.
 - i. Ensure masks with a wire bridge are pinched down and fitted to the nose to ensure they are snug.
 - b. Instruct employees to wash reusable personal masks daily, after each use, and/or when wet or soiled.
 - c. Ensure personal masks comply with the HISD Dress Code and are not inappropriate or derogatory in nature.
 - d. Prohibit vented masks, bandannas, scarves, handkerchiefs, neck gaiters, or other loose fitting cloths from being used as masks.
 - e. Provide supervisors discretion to require district-provided mask if it is determined a personal mask does not meet minimum health and safety standards.
 - f. See Mask Adaptations and Alternatives in Appendix for more information.
4. Require masks at all times for employees assigned to open/cubical office spaces to mitigate transmission in open floor plans.
5. Allow mask removal for employees assigned to a personal offices only when they are in their personal office with the door closed.
6. Require employees to wear a mask any time they are outside their personal office, or in common areas or restrooms.
7. Assign safety captains to monitor personal protective equipment usage in buildings.

PROCEDURE: COMMUNICATE CLEARLY ON PROPER USE OF PERSONAL PROTECTIVE EQUIPMENT

1. Ensure supervisors notify employees about the personal protective equipment required for their specific job role.
2. Provide HISD handouts, signage, demonstrations, and online videos regarding proper use and handling of masks.
3. Understand that safety protocols and best practices may be updated as needed via email, signage, required training, or informational handouts.
4. Require employees to formally acknowledge any changes or updates.

ALL OTHER DEPARTMENTS – VISITOR PROTOCOLS

Task Summary

Establish protocols and guidelines for visitors entering any HISD facility.

Plan Summary

Require all visitors undergo standardized screening upon arrival at any district school or building.

Procedures & Actions

PROCEDURE: SCREEN ALL VISITORS

1. Limit visitation to essential visitors who have a previously scheduled appointment and require all to wear a mask while in HISD schools and buildings.
2. Establish building-based Wellness Teams responsible for conducting entry screening.
 - a. Direct administrator to assign staff to Wellness Team.

CAMPUS STUDENT ENROLLMENT	WELLNESS TEAM MEMBERS*	THERMOMETERS REQUIRED
500 or less	5	5
1,000 or less	10	10
2,000 or less	15	15
2,001 or more	25	25

3. Post signage detailing symptoms at designated entry points.
4. Require visitors enter through designated entry points and immediately stop to undergo screening.
 - a. Ask visitors if they are symptomatic.
 - i. Isolate and deny entry to visitors who respond 'yes.'
 - ii. Forward visitors who respond 'no' to temperature screening.
 - b. Conduct temperature check.
 - c. Allow entry for essential, scheduled visitors who meet temperature screening standards (under 100 degrees).
5. Require visitors to self-monitor for symptoms and check their temperatures before coming to an HISD school or building and stay home when sick.
6. Prohibit all non-essential campus visitors, instead using virtual meetings when possible.
7. Prohibit non-essential deliveries, including food, personal items, homework, musical instruments, etc.

PROCEDURE: INSTALL SIGNAGE ADVISING VISITORS OF DISTRICT PROCEDURES

1. Install signage at entryway and in other high-traffic areas to:
 - a. Provide contact information for frequently visited offices as an alternative to face-to-face visits.
 - b. Remind visitors that physical distancing and masks are required.
 - c. Highlight symptoms and direct visitors to stay home if sick or experiencing any possible symptoms.

PROCEDURE: REQUIRE PERSONAL PROTECTIVE EQUIPMENT FOR ALL VISITORS

1. Require masks for all visitors who enter an HISD facility and provide masks to visitors who don't have one.
2. Allow as acceptable both district-issued disposable masks and personal, reusable masks.
 - a. Require all personal masks to be fitted to the face, covering both the nose and mouth, and at least two layers thick.

- i. Ensure masks with a wire bridge are pinched down and fitted to the nose to ensure they are snug.
 - b. Ensure personal masks comply with the HISD Dress Code and are not inappropriate or derogatory in nature.
 - c. Prohibit vented masks, bandannas, scarves, handkerchiefs, neck gaiters, or other loose fitting cloths from being used as masks.
 - d. Provide building administrator discretion to require district-provided mask if it is determined a personal mask does not meet minimum health and safety standards.
3. Ensure personal masks comply with the HISD Dress Code and are not inappropriate or derogatory in nature.

PROCEDURE: ENCOURAGE EMPLOYEES TO HELP PROMOTE SAFETY PROTOCOLS

1. Communicate visitor protocols to employees and enlist assistance in ensuring compliance.
2. Assign safety captains to monitor buildings and personal protective equipment usage
3. Ensure hand sanitizer, disinfecting wipes, and other sanitizing items are readily available in each facility.

PROCEDURE: ENCOURGE VISTORS TO SCHEDULE VIRTUAL VISITS

1. Develop and promote easily accessible website where visitors can access forms, department and employee contact information, and request virtual meetings to limit visitation in HISD buildings.

ALL OTHER DEPARTMENTS – CLOSURE PROTOCOLS

Task Summary

Provide guidance to employees related to operational procedures and protocols for future health-related closures..

Plan Summary

Implement operational procedures and protocols for future health-related closures, as informed by guidance from the Centers for Disease Control and Prevention, state and local health departments, and Texas Education Agency.

Procedures & Actions

PROCEDURE: COMMUNICATE CLEANING AND CLOSURE PROCESS

1. Communicate temporary closure possibilities and procedures to employees upon their return to campus.

PROCEDURE: IMPLEMENT CLEANING PROTOCOLS AS REQUIRED

1. Require all buildings that report any positive or presumed positive cases to be cleaned and disinfected overnight.
2. Notify employees.
3. Issue shelter in place order for the day if building cannot be disinfected prior to arrival of staff or if individual becomes sick while in the building.
 - a. Require work to continue as normal with employees remaining in assigned workspaces throughout the day and for lunch to limit movement and minimize contact.
 - b. Isolate and send home any Infected or exposed employees.
 - c. Ensure building is cleaned and disinfected overnight and lift shelter in place order the following day.
4. Notify all close contacts about potential exposure and require them to quarantine.
5. Ensure building is cleaned and disinfected overnight.

PROCEDURE: IMPLEMENT TEMPORARY CLOSURES PROTOCOLS AS REQUIRED

1. Require HISD Health and Medical Services to determine the need for a building or office closure in consultation with the Houston Health Department.
2. Ensure decisions are based on all evidence and totality of circumstances, in alignment with Centers for Disease Control and Prevention guidance, and one a case-by-case basis.
3. Notify employees.
4. Issue a shelter in place order for the remainder of the day if the determination to close is made during work hours.
 - a. Require working to continue as normal with employees remaining in assigned workspaces throughout the day and for lunch to limit movement and minimize contact.
 - b. Isolate and send home any infected or exposed employees.
 - c. Close building and transition to remote working the following day.
5. Ensure building is cleaned and disinfected before reopening.
6. Implement remote working protocols for all employees unless otherwise directed by supervisors.
7. Notify employees once disinfection is complete and in-person working resumes.

HISD COMMUNICABLE DISEASE PLAN

APPENDIX

Coronavirus Disease 2019 (COVID-19) Report Form

Date _____ Campus Name _____ Principal/Supervisor Name _____

Name of person submitting form _____ Title _____

PATIENT DEMOGRAPHIC INFORMATION

Patient's Name:	Address:	City:	County:	State:	Zip Code:
Date of Birth:	Home Phone:	Cell Phone:	Email:		

Sex: ☐ M ☐ F Occupation: _____ If student, Parent/Guardian Name _____

CASE CRITERIA

In school/work at time of onset? Yes ☐ No ☐ Last date at work _____

Date of symptom onset _____ Quarantine dates _____ to _____ Return date _____

Please leave quarantine dates and return date blank, Nurse will complete this information.

Exposed ☐ Suspected ☐ Confirmed ☐

Symptomatic ☐ Asymptomatic ☐ Date tested _____ Diagnosis date _____

Symptom	Please select all that apply		Symptom	Please select all that apply	
Fever ≥ 100.0° F (37.7°C)	<input type="checkbox"/>	<input type="checkbox"/>	Fatigue	<input type="checkbox"/>	<input type="checkbox"/>
Chills	<input type="checkbox"/>	<input type="checkbox"/>	Cough	<input type="checkbox"/>	<input type="checkbox"/>
Muscle aches	<input type="checkbox"/>	<input type="checkbox"/>	Wheezing	<input type="checkbox"/>	<input type="checkbox"/>
Runny nose	<input type="checkbox"/>	<input type="checkbox"/>	Shortness of breath	<input type="checkbox"/>	<input type="checkbox"/>
Sore throat	<input type="checkbox"/>	<input type="checkbox"/>	Chest pain	<input type="checkbox"/>	<input type="checkbox"/>
Loss of smell	<input type="checkbox"/>	<input type="checkbox"/>	Nausea or vomiting	<input type="checkbox"/>	<input type="checkbox"/>
Loss of taste	<input type="checkbox"/>	<input type="checkbox"/>	Diarrhea	<input type="checkbox"/>	<input type="checkbox"/>
Headache	<input type="checkbox"/>	<input type="checkbox"/>	None/Does not apply	<input type="checkbox"/>	<input type="checkbox"/>

Hospitalized? Yes ☐ No ☐ Unknown ☐ Name of Hospital _____

Was case confirmed by physician? Yes ☐ No ☐

Required if confirmed:

Name of Doctor: _____ Phone: _____

Where did COVID-19 testing occur? _____

Were you exposed to a confirmed or presumed positive case? Yes ☐ No ☐

What is your relationship to confirmed case? _____

Comments: please list names and contact information of anyone student/employee had contact with while on campus, where student/employee traveled in the building, and any additional comments.

Email completed form to covid19@houstonisd.org

[Texas Department of State Health Services-Information for Public Health](#)

Houston Independent School District 2020

1 rev 8/20

Information and requirements subject to change based on recommendations from CDC and health officials



Health and Medical Services (HMS) Procedural Guidelines for Exposure, Suspected, or Confirmed Positive COVID-19 Students, Employees and Visitors

This guideline will help streamline the process of reporting exposed, suspected, or confirmed positive COVID-19 cases to Houston Independent School District's (HISD) Health and Medical Services Department (HMS). This guideline has been aligned with the Centers for Disease Control and Prevention recommendations and based on what is currently known about COVID-19. Information is subject to change as additional information becomes available. HISD operates under an abundance of caution in order to help slow the spread of this communicable disease. Remember the information gathered in the COVID-19 Case Report process is confidential and must be handled as such.

HISD students/employees must notify the School Nurse and/or Department Supervisor immediately to report exposure, suspected or confirmed positive COVID-19.

1. The School Nurse will contact the student/employee to investigate, complete the COVID-19 Case Reporting eForm, which will automatically notify the Nurse Manager, Facilities Management, Area Superintendent and Principal. The Case Reporting Dashboard and eForm is linked from the HMS SharePoint site. For schools without a School Nurse, the Principal will complete the COVID-19 Case Reporting eForm in collaboration with the HMS Nurse Manager.
2. In other non-school areas, the Department Supervisors/Managers will complete the COVID-19 Case Reporting eForm in collaboration with the HMS Nurse Manager.

Symptoms of COVID-19:

- Feeling feverish or a measured temperature greater than or equal to 100.0°F
- Loss of taste or smell
- Cough
- Difficulty breathing
- Shortness of breath
- Fatigue
- Headache
- Chills
- Sore throat
- Congestion or runny nose
- Shaking or exaggerated shivering
- Significant muscle pain or ache
- Diarrhea
- Nausea or vomiting

Students/Employees must quarantine at home if any of the following applies:

- Live with someone who is COVID-19 positive or presumed COVID-19 positive
- Have fever $\geq 100.0^{\circ}\text{F}$
- Display classic symptoms of COVID-19 (severe headache, cough, fever, diarrhea, loss of taste, loss of smell, severe fatigue, muscle aches). The individual should get tested for COVID-19 as soon as possible and provide results to School Nurse/Department Supervisor immediately upon receipt.
- Have a loss of taste or smell
- Are confirmed positive for COVID-19
- Have been notified that you are a close contact of either a presumed or confirmed positive COVID-19 person
- **Must quarantine at home while awaiting COVID-19 test results.**

Quarantine/Isolation Timeframe:

1. Confirmed COVID-19 Positive Case with symptom(s): Self-isolate for 10 days after symptom(s) onset.
2. Confirmed COVID-19 Positive Case without symptoms: Self-isolate for 10 days after day of testing.
3. Presumed COVID-19 Case (individual having one or more COVID-19 symptoms): Self-isolate for 10 days after symptom(s) onset.
4. Exposed to a Confirmed Positive or Presumed COVID-19 Case (Close Contact): Quarantine for 14 days.

Return to work/school/ criteria:

1. Confirmed COVID-19 Positive Case with symptom(s): Completion of self-isolation of 10 days after onset of symptoms and resolution of fever for at least 24 hours, without the use of fever-reducing medications, and with improvements of other symptoms (excluding loss of taste or smell as these two symptoms may remain longer). To determine return to work/school day, count 10 days from the day of onset of symptoms. Day 11 is the return to work/school day.
2. Confirmed COVID-19 Positive Case with no symptoms: Completion of self-isolation of 10 days after day of testing. To determine return to work/school day, count 10 days from the day of the test. Day 11 is the return to work/school day.
3. Presumed COVID-19 Case (individual having one or more COVID-19 symptoms): Completion of self-isolation of 10 days after onset of symptoms and resolution of fever for at least 24 hours, without the use of fever-reducing medication, and with improvement of other symptoms (excluding loss of taste or smell as these two symptoms may remain longer). To determine return to work/school day, count 10 days from the day of the test. Day 11 is the return to work/school day.
 - a. Presumed COVID-19 Cases qualify for early return if the following documents are provided:
 - i. Negative COVID-19 test results after onset of symptoms
and
 - ii. Documentation from a physician/healthcare provider with a non-COVID-19 diagnosis and a return to work/school date.
 - b. Any close contacts quarantined solely on the basis of being exposed to a Presumed COVID-19 case, are eligible for early return once the presumed positive person is cleared based on the guidelines listed above (3.a.i and 3.a.ii).
4. Exposed to a Confirmed COVID-19 Positive Case: Completion of quarantine for 14 days. To determine return to work/school day, count 14 days from the day of last exposure. Day 15 is the return to work/school day.

Communication of Closures and Quarantine due to COVID-19:

1. The School Nurse communicates with the parents/employees who are identified as exposed/presumed/confirmed COVID-19 case within the same business day. The School Nurse distributes the appropriate letter to all affected individuals. Templates of the communication are maintained on the HMS SharePoint site. Confidentiality must be maintained.

3 rev 11/02/2020

Houston Independent School District 2020

Communication of Closures and Quarantine due to COVID-19 *continued*:

2. The Principal communicates with the school community: Parents, Teachers and Staff about presumed/confirmed COVID-19 case within the same business day. Templates of the school communication are maintained in the Principal Information Archive (PIA) folder and linked to the HMS SharePoint site. Confidentiality must be maintained.
3. The Principal communicates with the school community: Parents, Teachers and Staff about re-opening of school, as applicable. Templates of the school communication are maintained in the Principal Information Archive (PIA) folder and linked to the HMS SharePoint site. Confidentiality must be maintained.
4. The cleaning and/or disinfecting of a building/school is determined by Facilities Maintenance and Operations (FMO) Department upon receipt of COVID-19 Case Report eForm and a confirmation email will be sent to HMS Department, School Nurse, Principal/Department Supervisor and Area Superintendent/Chief. Once the building/school has been cleaned and/or disinfected, FMO Department will submit a confirmation of completion email to HMS Department, Principal and Department Supervisor.

Cleaning Guidance from Facilities, Maintenance and Operations (FMO)

Beginning Monday, 11/02/2020, campuses will be fogged nightly. Each Campus Plant Operation team will have sprayers and will incorporate the nightly fogging as a part of the custodial daily/nightly task. Cleaning/sanitizing will be a part of facilities' daily task. FMO will still receive the COVID-19 Case Report workflow emails.

HMS Nurse Managers contact information:

Raquel Espino, respino@houstonisd.org (Northwest Area Schools)

Charlotte Stephens, cstephe6@houstonisd.org (West Area Schools)

Lynda Robertson, lroberts@houstonisd.org (South Area Schools)

Judy Ricks, judy.ricks@houstonisd.org (East Area Schools)

Myrna Sonia Garcia, mgarci42@houstonisd.org (North Area Schools)

Laquisia Jones, ljones@houstonisd.org (Special Education)

3 rev 11/02/2020

Houston Independent School District 2020

Coronavirus Possible Exposure

Dear Staff and Students,

An individual at your school/building is being placed on self-quarantine and/or being evaluated for Coronavirus (Covid-19). According to health officials, Coronavirus is a viral infection that is contagious. The disease causes respiratory illness (like the flu) with symptoms such as a cough, fever, and in more severe cases, difficulty breathing. We do encourage you to get tested for Covid-19

Out of an abundance of caution, we are asking you to self-quarantine for 14 days. We are taking this situation seriously and will be working closely with the Houston Health Department to identify any student or staff that should be tested for Coronavirus.

If you develop flu-like symptoms:

- Fever
- Cough
- Body aches
- Diarrhea
- Loss of taste or smell
- Shortness of Breath (Call your health care provider or go to the Emergency Room)

People at High Risk:

- People with chronic health conditions (lung disease, heart disease, Cancer, decreased immune system, asthma)
- People over 60 years of age
- Pregnant women

Things to do to stop the spread of Covid-19

- Wear a mask
- Wash your hands for at least 20 seconds if soap not available use hand sanitizer
- Avoid close contact with people (Physical Distancing) especially if they are sick
- Cover your cough or sneeze with a tissue then throw the tissue in the trash
- Avoid touching your eyes, nose, and mouth without washing your hands
- Clean and disinfect frequently touched objects and surfaces (i.e. doorknobs, phones, grocery baskets, handrails)
- Stay home

If you are experiencing symptoms call your healthcare provider or go to the emergency department.

Free Testing is available:

Call City of Houston Health Department for locations and to qualify for testing 832.393.4220

Covid-19 Testing sites: <https://houstonemergency.org/covid-19-testing/>

Lisa Blackmon-Jones, DNP, RN, NCSN
Director, Health and Medical Services
713-556-7280 (office) 713-556-7283 (fax)
Lisa.BlackmonJones@houstonisd.org (email)

Posible exposición al coronavirus

Estimados estudiantes y empleados:

Una persona de su escuela o edificio se encuentra en cuarentena o está siendo evaluada para determinar si tiene el coronavirus (COVID-19). De acuerdo con las agencias de sanidad, el coronavirus provoca una infección viral contagiosa. La enfermedad causa una afección respiratoria (como la gripe) con síntomas que incluyen tos, fiebre y, en casos más graves, dificultar para respirar. Por lo tanto, les recomendamos que se sometan a la prueba de detección del coronavirus.

Como medida de precaución, les pedimos que hagan cuarentena de 14 días. Esta situación es algo que tomamos con la mayor seriedad y colaboraremos con el Departamento de Sanidad de Houston para identificar a todo estudiante o empleado que deba someterse a la prueba de detección del coronavirus.

Si tienen los siguientes síntomas:

- fiebre,
- tos,
- dolores musculares,
- diarrea,
- pérdida del gusto o el olfato, o
- dificultad para respirar, llamen a su proveedor médico o diríjanse a la Sala de Emergencias.

Las personas que corren mayor riesgo son aquellas que:

- padecen enfermedades crónicas (como afecciones pulmonares o cardíacas, cáncer, deficiencias del sistema inmunitario y asma);
- son mayores de 60 años; o
- están embarazadas.

Qué hacer para detener la propagación de la COVID-19:

- usar una mascarilla o tapaboca;
- lavarse las manos por un mínimo de 20 segundos o usar gel desinfectante si no hubiese agua y jabón;
- evitar el contacto cercano con los demás (distanciamiento social), especialmente si están enfermos;
- cubrirse la boca y la nariz al estornudar y toser y tirar los pañuelos de papel a la basura;
- evitar tocarse los ojos, la nariz y la boca sin haberse lavado antes las manos;
- limpiar y desinfectar los objetos y superficies de contacto frecuente, como pomos de las puertas, teléfonos, carritos de compras de la tienda, barandillas, etc.;
- quedarse en casa.

Recuerden, si tienen síntomas de la enfermedad llamen a su proveedor médico o diríjanse a la Sala de Emergencias. **Hay sitios donde hacerse la prueba gratis.** Comuníquense con el Departamento de Sanidad de Houston llamando al 832.393.4220 para informarse de los requisitos y la ubicación de los sitios. Visiten <https://houstonemergency.org/covid-19-testing/>

Lisa Blackmon-Jones, DNP, RN, NCSN
Directora, Servicios Médicos y de Salud
713-556-7280 (oficina) 713-556-7283 (fax)
Lisa.BlackmonJones@houstonisd.org (email)

HISD NUTRITION SERVICES DEPARTMENT

Standard Operating Procedures

DEPARTMENT: HISD Nutrition Services		PROCEDURE NO: SOP 101	
SUBJECT: Return to Work Plan			
<input type="checkbox"/> Original Document		<input checked="" type="checkbox"/> Revised Document	
REVISIONS: May 26, 2020			
EFFECTIVE DATE: May 5, 2020		DISTRIBUTION: HISD Nutrition Services Employees	

PURPOSE:

To set forth guidelines that details the prevention of potential viral contamination during working hours for all HISD and non-HISD employees when on HISD property.

SCOPE:

This policy applies to social distancing, personal hygiene, disinfecting procedures, and PPE when on HISD property and to ensure that employees are aware of the guidelines for controlling exposure of people, products, equipment, etc. to potential contact with body fluids.

PROCEDURE:

The goal of social distancing is to limit exposure to infectious bacteria and viruses during a communicable disease outbreak. The following guidelines must be followed.

Social Distancing when Returning to Work

- Definition: Social distancing is a public health safety intervention used to reduce the likelihood of transmitting communicable disease. Social distancing involves minimizing exposure to infected individuals by avoiding large public gathering venues, adhering to spacing requirements in the workplace, and following proper personal hygiene practices.
- All HISD employees and Non-HISD employees must enter through the front entrance of the Nutrition Services building and at all other HISD locations. Warehouse and Production employees will enter through the main Warehouse entrance or Door 18 located next to the Catering dock depending on your work location. Temperature screening of HISD employees and Non-HISD employees will be checked when entering all HISD facilities.
 - Temperature screening threshold will be 100.0° F or 38° C
 - Employees will be sent home if their temperature meets the threshold above.

- Employees must remain home fever free for 48 hours before returning to work. Once the employee has returned, temperature will be verified.
- If an employee is tested and is diagnosed Covid-19 positive, the employee will need to quarantine for 14 days or bring a negative Covid-19 test result.
- Each department will need to track absences to look for trends of possible infection.
- Personal protective equipment (PPE) such as gloves or masks will be provided by Nutrition Services. Only HISD masks are approved when on HISD property for employees in direct contact with food and or food contact equipment. This will include employees from the Kitchens/Operations, Culinary, Warehouse, QA/QC, and Nutrition Service Maintenance. Office personnel may wear their own mask provided that the following guidelines are followed; no pictures or writing on the mask, mask must cover nose and mouth, mask must be clean and in good condition. Personal mask can be worn into the facility; however, will need to be changed to the mask provided for those required to wear HISD PPE. If used correctly, PPE may limit some exposures; however, they should not take the place of other preventive interventions, such as proper hygiene practices.
 - PPE must be worn when on site.
 - HISD masks should not be reused and should be changed if visibly soiled or damp.
 - Fresh masks will be provided daily to Nutrition Services staff that are in contact with food or food contact equipment. Office personnel, other HISD Departments, visitors and HISD vendors will be responsible for providing their own masks.
 - Gloves are only required when working in direct contact with food or food equipment, custodial cleaning, or employees who work with large quantities of paperwork.
 - PPE may be removed during break/lunch when eating and drinking occurs.
 - Follow the guidelines below for face mask donning and removal.

How to properly wear a face mask



- Office workstations should be positioned so that employees are at least 6 ft apart to allow for social distancing.
 - See SOP 100 Emergency Distribution for Production Guidelines
 - See SOP 102 HISD Production/ Kitchen Social Distancing Guidelines
 - See SOP 103 COVID-19 HMW Café Reopening
- Meetings should be less than 10 people to maintain social distancing guidelines. Virtual meetings are preferred for larger groups.
- Lunch times should be staggered or capacity reduced to allow for social distancing. Box lunches should be an option as well.

Personal Hygiene Practices

- Adhere to public health hygienic recommendations by washing your hands after touching commonly used items. Proper hand washing involves scrubbing hands for at least 20 seconds with soap and water. Follow the proper hand washing procedures as detailed in the order below:
 - Wet hands and forearms with warm running water at least 100°F and apply a generous amount of soap.
 - Scrub the tops and palms of hands, forearms, underneath fingernails, thumbs and between fingers for **at least 20 seconds**
 - Rinse hands thoroughly under warm running water.
 - Dry hands and forearms thoroughly with single-use paper towels.

- Turn off water using paper towels.
 - Use a paper towel to open the door when exiting the restroom.
- Always wash your hands immediately after removing gloves.
 - Follow glove removal guidelines below.



- Additional key times to wash hands include:
 - After blowing one's nose, coughing, or sneezing.
 - After using the restroom.
 - Before eating or preparing food.
- Use hand sanitizer: If soap and water are not available and hands are not visibly dirty, an alcohol-based hand sanitizer that contains at least 60% alcohol may be used. However, if hands are visibly dirty, always wash hands with soap and water.
- Avoid touching your face, nose, and mouth and avoid rubbing your eyes.
- Practice proper coughing or sneezing etiquette.
- Properly dispose of anything that comes in contact with your mouth and nose such as tissues or plastic eating utensils.
- Avoid coming in contact with individuals displaying symptoms of illness.
- Do not come to work if someone in your family is ill or if you are showing signs of illness.

Custodial Cleaning and Disinfecting Surfaces

- The proper PPE must be worn to ensure safety; disposable gloves.
- **Clean** surfaces using soap and water if visibly soiled. Practice routine cleaning of frequently touched surfaces. High touch surfaces include; tables, doorknobs, light switches, countertops, handles, desks, phones, keyboards, toilets, faucets, sinks, etc.
- **Disinfect** once the surfaces have been cleaned.
 - Buckeye Sanicare Quat-256

- i. Thoroughly wet surface with a solution of ½ ounce of the concentrate per gallon of water or equivalent. Use 2 oz per gallon of water to kill SARS associated coronavirus.
 - ii. The solution can be applied with a cloth, mop, sponge, or coarse spray. For sprayer applications, use a coarse spray device. Spray 6-8 inches from the surface, rub with a brush, cloth or sponge.
 - iii. Let solution remain on surface for a minimum of 10 minutes. Rinse or allow to air dry. Rinsing of floors is not necessary unless they are to be waxed or polished. Food contact surfaces must be thoroughly rinsed with potable water.
 - iv. This product must not be used to clean the following food contact surfaces: utensils, glassware and dishes.
 - v. Prepare a fresh solution daily or more often if the solution becomes visibly dirty or diluted.
- Use disposable paper towel or disposable towel to wipe down non-food contact areas 2-3 times per day or more if needed. The surface must be allowed to remain wet for 10 minutes. Do not wipe down the surface after the sanitizer has been applied; allow to air dry.
- Prepare a fresh solution for each use or more often if the solution becomes visibly diluted, clouded or soiled.

MONITORING:

Managers on site will monitor to ensure each employee is following the social distancing guidelines.

CORRECTIVE ACTION:

The appropriate Manager will work with the employee to ensure understanding of this procedure.

- If any employees are observed not following this procedure at the appropriate times, they will be required to **comply immediately**. The employee will be retrained and must comply to minimize any potential health risks.
- If an employee who has been retrained and is found not complying with this procedure, the manager will document and take appropriate disciplinary action. Employee may be sent home due to noncompliance.

VERIFICATION AND RECORD KEEPING:

Training records will be maintained on file for 5 years.

Originator:
Quality Assurance Manager

Date

Approved by:
Officer of Nutrition Services

Date

HISD NUTRITION SERVICES DEPARTMENT

Standard Operating Procedures

DEPARTMENT: HISD Nutrition Services		PROCEDURE NO: SOP 209	
SUBJECT: Warehouse Shipping and Returns			
<input type="checkbox"/> Original Document		<input checked="" type="checkbox"/> Revised Document	
REVISED: July 8, 2019			
EFFECTIVE DATE: August 18, 2008		DISTRIBUTION: HISD Nutrition Services Employees	

PURPOSE: To set forth policy guidelines that provide a safe delivery check method for food products that are shipped to HISD Nutrition Services cafeterias.

SCOPE: This policy covers the following Nutrition Services employees: all Warehouse personnel and Quality Assurance department employees.

PROCEDURES: Employees working in any aspect of Warehouse shipping/delivery process must adhere to the following guidelines.

Delivery Process

1. A driver manifest is generated through SAP and given to the warehouse delivery personnel.
2. All orders are picked a day prior to delivery and either staged in the warehouse cooler, freezer or order fulfillment cooler depending on the product.
3. Prior to loading, the trucks will be inspected for cleanliness. Depending on the condition, the cargo area may need to be swept and/or washed to ensure that there is no risk of cross-contamination.
4. The delivery trucks must be pre-cooled and set at the following temperatures:
 - a) Frozen deliveries- $\leq 32^{\circ}\text{F}$
 - b) Refrigerated deliveries- $\leq 40^{\circ}\text{F}$
 - c) Dry deliveries- Ambient Temperature

5. The staged items will be taken from the refrigerated/freezer areas and placed on the trucks.
 - a) Refrigerated/frozen items can not be staged on the dock for more than 2 hours.
 - b) QA must be notified if the product temperature exceeds the recommended temperatures above in 4(a) and (b).
6. Delivery truck refer temperatures will be monitored by the Delivery Driver throughout the delivery process and documented on the **Driver's Temperature Log**.
7. To ensure the truck loads are secured, locks will be placed on the overhead doors when not in use.

Product Return Process

1. If items are damaged, shorted, or returned due to overage during the delivery process, a **Warehouse Material Return** form must be completed to capture all pertinent information.
 1. Delivery drivers must notify Warehouse management when product is returned from the field. QA must also be notified to determine product disposition.
 2. Refer units must remain on until product is removed from the truck bed. Proper temperatures must be maintained.
 3. The **Warehouse Material Return** form must be completed by the Driver and QA. The driver will complete the report and QA will document product temperatures and disposition.
 4. Product disposition will be determined by the following parameter;
 - a. Temperature abuse may have occurred during transit.
 - i. Refrigerated items must be 40°F or less
 - ii. Frozen items must be 32°F or less
 - b. Packaging integrity must be evaluated.
 - i. Torn outer packaging
 - ii. Exposed product
 - iii. Water damage
 5. QA will inspect product for damage that may have occurred during transit. Packaging integrity and product quality will be evaluated and documented on the log.
 6. QA will notify Warehouse Management of product disposition depending on if the product is within temperature range or needs to be discarded.
 7. Product shortage and/or overage must be investigated by Warehouse to determine cause and what corrective actions must be taken.

8. Depending on the nature of the return (product contamination, recalled product, withdrawal, etc.), product must be segregated in one area to prevent potential product contamination.
 - a. A QA Hold Tag must be placed on the pallet with all pertinent information.
 - b. Product will be segregated in a location away from consumable product pending disposition.
 - c. Product disposition will be determined by Warehouse and QA Management.

MONITORING: Warehouse and QA Management will monitor the return process to ensure that this procedure is being followed.

CORRECTIVE ACTION: Failure to comply with this Standard Operating Procedure will result in the following corrective action:

1. If any employee is found not following the Warehouse Shipping procedures, the appropriate Supervisor must retrain the employee and any other personnel as necessary.
2. If the employee continues to deviate from this procedure, disciplinary action will be taken.

VERIFICATION AND RECORD KEEPING: The **Driver's Temperature Log** and **Warehouse Material Return** form will be completed by Warehouse and QA personnel and filed in the QA office.

Originator:
Quality Assurance Manager

Date

Approved by:
Officer of Nutrition Services

Date

COVID-19 Questionnaire Sign In

Date: _____

All staff and visitors must wear a mask on HISD property

Any obvious signs of illness; (Pallor, redness of cheeks/face, continuous coughing, Shortness of Breath, and Temperature $\geq 100.0^{\circ}\text{F}$ or 37.7°C . degrees)
(Deny Entry if ill, have fever or refuse to wear a mask)

[illegible]



ROADMAP *to* REOPENING SCHOOLS

August 12, 2020

Information and requirements subject to change based on recommendations from CDC and health officials



Roadmap to Reopening Schools

August 12, 2020

In-person instruction is vital for the educational development and social wellbeing of children and young adults. Many working families depend on education for social support such as food, childcare, social activities, and other types of assistance. But in-person school settings heavily rely on interpersonal contacts that increase the risk for COVID-19 transmission. Also, schools are more than students. Educators, administrators, school nurses, and other adults share the educational environment with students. Reopening schools too early or without appropriate measures poses a risk to community health. The risk is particularly grave for areas that have widespread or uncontrolled community transmission.



In the absence of a widely available and distributed treatment or vaccine, the community must bring the virus under control before in-person activities can safely resume. Returning to in-person instruction must be phased, careful, make use of containment tools to reduce likelihood of outbreaks, and incorporate lessons learned.

School officials have asked Harris County for more information to better help guide their decision making on school reopening plans. This document provides a roadmap to put Harris County schools on track for a realistic, responsible, safe, and sustainable reopening during the COVID-19 pandemic. For school leaders, it includes specific metrics for success and recommended actions to be taken once those milestones are achieved. These metrics and recommendations are based on research from local, state, national and international models, and discussions with local and public health leaders at all levels of government both locally and nationally.

This document outlines Harris County and the Harris County Public Health Department's ("HCPH") professional assistance to local school districts based on the latest science and best practices. Under current state law, a school district may reopen at its discretion and is not required to have the Public Health Department's review or approval. However, school districts are strongly recommended to follow these guidelines for the safety of their students and employees.

1



Harris County School Reopening Roadmap

The roadmap consists of two parts:

Part 1: Harris County COVID-19 Threat Level System

Without a vaccine or treatment available, non-pharmaceutical interventions (NPIs) such as closing of venues, staying home, minimizing contact with others, social distancing, and wearing of face coverings are critical to preventing spread. However, these NPIs do cause disruption to normal society. In order to manage risks of relaxing these interventions, a coordinated effort across local government, public health experts and business and community leaders is paramount. Phased-in approaches to the reopening of schools should be approached responsibly and driven by available data and the professional judgement of public health and health experts alike.

We are committed to safely moving forward together, but that commitment must coexist with awareness that reopening too quickly poses health risks and educational setbacks.

On June 11, 2020, Harris County unveiled its COVID-19 Threat Level System. The system comprises key metrics that the County uses to monitor the spread of COVID-19, the ability to contain further spread, and the ability to treat those who have severe health outcomes as a result of COVID-19.

The threat levels are defined by five sets of indicators: case trends, percentage of COVID-positive hospital population (ICU and general beds considered individually), hospitalization trends (ICU and general beds considered individually), COVID-19 test positivity rate, and the availability of countermeasures. **These metrics will be maintained consistently on readyharris.org.**

If any one of these indicators is not at a satisfactory level, our ability to manage the virus's impact on our community is diminished. For example, if disease transmission indicators are at lower levels but our COVID-19 hospital population is high, we must continue to maintain preventative measures to ensure that reopening schools does not overwhelm the healthcare system. If our COVID-19 hospital population is low, but new positive cases of COVID-19 are increasing, we must continue preventative measures to control the spread. While there are other factors, inputs, and measures that are being monitored by Harris County on an ongoing basis, use of the following



Harris County
Public Health
Building a Healthy Community

indicators provides key measures for an overall assessment of the community's threat from COVID-19. To move down the ladder of the threat level system, all the thresholds for the indicators must be met sustainably.

While some districts may be in areas of the county that have fewer cases or lower positivity rates or may have some school campuses in a neighboring county, the indicators are reflective of the virus's impact on our collective Harris County community. All of our communities are served by our hospital system and case investigation/contact tracing teams. Hotspots anywhere in Harris County impact our ability to manage the virus's impact everywhere. Unlike a state with physically distanced cities, we in Harris County live in a profoundly interconnected and physically proximate community, and while our student populations may be limited to certain areas of the county, schoolteachers, staff and parents live and travel throughout our community.

The recommendations for schools offered in Part 2 are based on the Harris County Threat Level at a given time. [Harris County COVID-19 Threat Level System*](#)

Indicator	Red- Level 1: Severe Uncontrolled Community Transmission***	Orange-Level 2: Significant Uncontrolled Community Transmission***	Yellow-Level 3: Moderate, Controlled Transmission***	Green-Level 4: Minimal, Controlled Transmission
New COVID-19 Cases Per Day in Harris County (including Houston)- 14 Day Average	>400	201-400 cases	101-200 cases	<100
% Positivity Rate of COVID-19 Tests(14 day average)	>5%	<=5%	<=5%	<=5%
% COVID-19 of ICU Beds in Use	>15%	10-15%	5-9%	<5%
% COVID-19 of General Beds in Use(Individually)	>15%	10-15%	5-9%	<5%
Trend in ICU population, general bed population, and cases(Individually)		14-day statistically significant flat or decreasing trend after level change	14-day statistically significant flat or decreasing trend after level change	14-day statistically significant flat or decreasing trend after level change
Widely Available COVID-19 Medical Countermeasures	No/Partial	No/Partial	No/Partial	Yes

*** 14-day trends are reset after any change in threat level.

----Local public health and healthcare experts will use the latest information on local disease activity based on these specific indicators to advise county officials on the risk level that applies.----



Part 2: Harris County Public Health Review and Approval of Plans

At the highest threat level – **Level 1: Red: Stay Home – Harris County urges no gatherings to take place. Therefore, schools should be open for virtual instruction only.**

Phasing in of in-person instruction and activities should depend on the Harris County Threat Level Indicators, and the ability to enact a safe reopening plan that is approved by Harris County Public Health, as outlined below.

Review by Harris County Public Health

It is HCPH's and Harris County's formal position that schools should not be open for any in-person instruction or activities at COVID-19 Level Red.

As school districts make plans for how to reopen during the Orange, Yellow, or Green threat levels, Harris County Public Health (HCPH) will be available to review their plans for preventing and containing the spread of COVID-19. Harris County Public Health will work with schools and the appropriate Local Health Department in reviewing plans where there is overlapping jurisdiction. HCPH will prioritize the review of plans to districts where it has sole jurisdiction.

Approval by Harris County Public Health

School district plans submitted for review will receive Harris County Public Health's approval once HCPH has worked with the school district to include all the below criteria and operationalize the guidance in practice.

An approval of a plan by Harris County Public Health will reflect that districts have appropriate procedures in place, particularly those in the key areas of physical distancing, cohorting, and screening, for a safe school reopening that (1) effectively and sharply minimizes the risk of spread and (2) maximizes the opportunity for only certain cohorts, as opposed to the entire school, to stop in-person instruction in the event of a case.

The guidance below provides a sampling of what types of steps are necessary in order for school districts to reopen their schools safely. It should be noted that any guidance will not guarantee that outbreaks will not occur, but they are designed with the mindset to minimize the chances of such outbreaks occurring. Harris County Public Health will approve plans for any school district within Harris County once HCPH has worked with the school district to operationalize the below broad guidance in practice.



Applying COVID-19 Threat Levels to School Reopening

Red: All schools should be closed to in-person instruction and activities.

Orange: School districts following a plan approved by Harris County Public Health may consider in-person instruction and activities for certain priority populations while not exceeding 25% capacity or 500 students, whichever is lower, in buildings or rooms, so long as schools can maintain cohorting practices.

Yellow: School districts following a plan approved by Harris County Public Health may consider in-person instruction and activities while not exceeding 50% capacity or 1,000 students, whichever is lower, in buildings or rooms, so long as schools can maintain cohorting practices.

Green: School districts following a plan approved by Harris County Public Health may resume in-person instruction at their usual capacity.

	Red-Level 1: Severe Uncontrolled Community Transmission	Orange-Level 2: Significant Uncontrolled Community Transmission	Yellow-Level 3: Moderate, Controlled Transmission	Green-Level 4: Minimal, Controlled Transmission
Threat Level Actions*	School Districts should not resume in-person instruction and should utilize virtual means of instruction	School districts following a plan approved by Harris County Public Health may consider in-person instruction and activities for certain priority populations while not exceeding 25% capacity in buildings or rooms or 500 students, whichever is lower, so long as schools can maintain cohorting practices.	School districts following a plan approved by Harris County Public Health may consider in-person instruction and activities while not exceeding 50% capacity in buildings or rooms or 1,000 students, whichever is lower, so long as schools can maintain cohorting practices.	School districts following a plan approved by Harris County Public Health may resume in-person instruction at their usual capacity.

*These actions only apply to school districts following a plan approved by Harris County Public Health based on criteria and guidelines outlined below.



Priority Populations

Superintendents should use their discretion and expertise in education to determine which populations of students should receive in-person instruction beginning at threat level Orange. Superintendents are encouraged to select from the following populations whose needs are less likely to be met by virtual instruction:

1. Students with disabilities (i.e., special education students who receive academic instruction accessing prerequisite skills or modified TEKS) whose needs pose additional challenges to learning in a virtual environment but who are otherwise not medically fragile.

2. Students with significant academic gaps, including:

- Students in special education or who receive §504 services who demonstrate significant mental health issues (as recommended by special education staff, counselor, campus administrator)
- Students who have not demonstrated grade level mastery of reading or mathematics courses
- Students receiving direct dyslexia intervention
- Students at-risk of not graduating/dropping out

3. Students experiencing homelessness (i.e., any student who meets criteria of homelessness under the McKinney-Vento Act)

4. Students in protective day service who are not otherwise medically at risk (i.e., any student currently served through the Department of Family and Protective Services)

5. Students who are identified as economically disadvantaged or do not have access to reliable internet

- Harris County, in partnership with the City of Houston and the State of Texas, is working to provide hotspots and computers to all students in need. However, even taking these efforts into account, some students may still have barriers in accessing the internet and thus may not be able to receive consistent, quality virtual instruction.



6. English learners (i.e., any student currently identified as Limited English Proficient, coded as a 1 in the Public Education Information Management System)

7. Students whose parents are essential personnel with priority to those employed by a school district.

8. Students who are taking Career and Technology Courses that require use of specific labs and equipment to satisfy course and certification requirements.

9. Younger elementary aged children

- [CDC](#) has indicated younger children may play a decreased role in transmission of COVID-19. The risk of transmission between young children and from young children to adults is lower than transmission to adults between or from older children.

[Criteria and Submission Process for School Districts Seeking Review and/or Approval by Harris County Public Health](#)

School districts wishing to submit a plan for review and/or approval should contact Harris County Public Health to go over initial questions or for additional clarity. To submit a plan for review by Harris County Public Health, school districts should send plans to schoolreopeningtaskforce@phs.hctx.net.

Upon submission of the plan through the online form or through email, Harris County Public Health will communicate recommended changes, if any. Throughout the process, HCPH will be available to provide technical assistance and guidance and to issue approval of a plan, if applicable.

Please note: This document may be updated as new information, emerging research, and additional resources become available.

When submitting a plan, include differences, **where applicable, for each threat level, Orange through Green.**

Submissions should cover five key areas that school districts should address as part of their reopening protocol during the COVID-19 pandemic, and the specifics detailed below:

- (1) Coordination with Harris County Public Health



- (2) Containment Practices
- (3) Mitigation Practices
- (4) Communication with Employees, Students, and Families
- (5) Other Considerations (optional)

Coordination with Harris County Public Health

- ☐ Identify a specific representative or team responsible for establishing and enforcing all COVID-19 health and safety protocols.
- ☐ Identify a representative who will serve as the liaison with Harris County Public Health.
 - The liaison with Harris County Public Health should meet with and receive training on containment and contact tracing from HCPH's School Investigation Team (SIT).
- ☐ When a school district's plans to make temporary or permanent facility changes that require approval, the Reopening Plan should be reviewed and accepted by the relevant Fire Marshal with jurisdictional authority.
- ☐ Develop a plan for all staff training on COVID-19 safety protocols before resuming in-person education.

Containment Practices



Contact tracing is a process used in public health to help stop the spread of infectious diseases by identifying, testing, and isolating those who are sick. During the COVID-19 pandemic, this involves interviewing those who are suspected or confirmed to have COVID-19, determining those people who have been in close contact with the positive individual during the timeframe when they may have been infectious (e.g., 14 days), and connecting with contacts to provide guidance.

Harris County Public Health's School Investigation Team (SIT) will provide school districts with direct support for responding to suspected or confirmed cases.

- ☐ Develop contact tracing protocols in coordination with HCPH. Protocols should include:
 - Notification of health officials and close contacts
 - In accordance with state and local laws and regulations, school administrators should notify local health officials, staff, and families immediately of any case of COVID-19 while maintaining confidentiality. If a



school district has campuses in more than one county/city, they should notify the local health official for that particular campus.

- Inform those who have had close contact with a person diagnosed with COVID-19 to stay home and self-monitor for symptoms, and follow CDC guidance if symptoms develop.
 - When notification of a confirmed exposure occurs, school districts, in coordination with HCPH, should begin contact tracing and complete a thorough risk assessment. Based on this assessment, a determination as to whether an entire classroom or multiple classrooms are required to quarantine will be made.
 - Staff and families of sick students should be advised on home isolation criteria.
 - Sick staff members or students should not return until they have met CDC's criteria to discontinue home isolation.
 - Immediate steps upon discovery of symptoms or a case:
 - Isolate and transport those who are sick
 - Immediately separate staff and children with COVID-19 symptoms at school
 - Establish procedures for safely transporting anyone who is sick to their home or to a healthcare facility
 - Clean and disinfect all areas occupied by infected individuals (classroom, schools bus, bathrooms, etc.)
 - HCPH strongly recommends that school districts conduct contact tracing at the school level. HCPH is available to support these efforts and encourages districts to utilize the many training opportunities available.
- ☐ Students should be grouped by cohort with reduced numbers of students in the classrooms. (Harris County Public Health is available to help with cohorting plans.)
- Students should be cohorted consistently in the same group of students in order to limit the extent of interactions. Any changes or deviations should be tracked by the schools. Cohorts should be maintained in all situations, including recess, lunch, dismissal, etc. When possible, teacher and staff interactions should be with a limited number of student cohorts. **This may mean that certain students will only be on campus on alternating dates, split mornings and afternoons, limited in-person instruction to core classes of English, math, science, etc., or other hybrid options determined by the schools.**
 - To the greatest extent possible, teachers should not work across cohorts and plans should minimize the number of cohorts a teacher interacts with.



- Alternative spaces should be used to reduce students within classrooms.
- Ideally, cohorts should stay together all day. Where that is not possible, enact alternatives such as:
 - Minimizing traffic through hallways (keeping cohorts in the same classroom all day and having teachers move, applying tape to the ground, staggered bells, etc.)
 - Minimizing traffic through stairways (up and down stairways, staggering breaks)
- Younger children may play a decreased role in transmission of COVID-19. The risk of transmission between young children and from young children to adults is lower than transmission to adults between or from older children.
 - Cohorting should be maintained in elementary grade levels, but because of the lower risk of transmission there is not a limit on size of cohorts from the public health perspective
 - Because transmission between older children can mirror that of young adults it is recommended that cohorts be limited in size to 10 students

☐ Develop protocols and policies that allow absences from both staff and students in case of illness

Mitigation Practices

☐ Require screenings before employees, students or visitors may enter the school. Screenings should follow Texas Education Agency (TEA) guidelines.

☐ Require face coverings for all staff, students, and visitors.

☐ Strongly recommend making surgical grade masks and face shields (in addition to masks) available for any employee and student who wants one. Face shields should not be used as a replacement for masks.

☐ Establish disinfection plans that provide for cleaning for each of the following areas daily and after use ([See Cleaning Guidance](#)):

- ☐ Break Rooms
- ☐ Classrooms





- ☐ Restrooms
- ☐ Laboratories
- ☐ Nurse's Office
- ☐ Counseling areas
- ☐ Front Office
- ☐ Other Office
- ☐ Buses
- ☐ Elevators
- ☐ Gymnasium (if in use)
- ☐ Auditorium (if in use)
- ☐ Playground (if in use)
- ☐ Make disinfectants and antibacterial gel available in every classroom, and handwashing stations available throughout the schools.
- ☐ Eliminate the use of shared objects wherever possible (water fountains shut down, high touch playground equipment shut down, etc.).
- ☐ Establish plans to address visitor access to school.
- ☐ Establish drop-off and pick-up protocols that prevent congregating and ensure families remain 6 feet apart by placing markers on the ground and limiting the number of parents entering the school during these times.
 - Staggered arrival times and multiple arrival locations to limit student interactions to those from the same cohort
 - Plan to ensure 6-foot distancing for employees at individual employee workstations or areas, requiring employees to still wear face coverings even if they're 6 feet apart, unless in separate offices
- ☐ Classroom furniture at least 6 feet away from teacher



- ☐ Six feet of distance and the wearing of face coverings maintained in break rooms with alternate/staggered schedules in place if necessary
- ☐ Maintain distancing in the classroom and shared spaces:
 - ☐ Desks should face the same direction and be placed at least 6 feet apart; do not place any desks facing one another
 - ☐ Chairs should be placed at least 6 feet apart
- ☐ Six feet of social distancing is encouraged for elementary aged children, but in conjunction with the realities of the school environment and with the understanding that they present a lower risk of transmission, could be less strictly enforced.
- ☐ Physical distancing of students should be maintained on school buses.
 - District Plans should include the following criteria:
 - If transport vehicles (e.g., buses) are used by the school, training should be in place for ensuring that drivers practice all safety actions and protocols as indicated for other staff (e.g., hand hygiene, cloth face coverings)
 - Encourage alternative modes of transportation for students who have other options
 - Assigned seating with seats assigned by cohort, with marks showing students where to sit
 - School buses should be cleaned between routes and disinfected daily, with more attention given to frequently touched areas
 - All buses should be equipped with sanitation and cleaning supplies
 - Face coverings should be worn at all times while in transport vehicles
 - Open windows if weather allows
 - Hand sanitizer dispensers should be installed on every bus
- ☐ Food preparation and service operations maintain physical distancing between employees. Plan for handling of food services and cafeterias or dining hall that includes protocols for:
 - ☐ Silverware, serving plan of food, and food sharing practices that limit sharing of utensils and minimize re-use or repeated contact
 - ☐ Food safety for prepackaged meals, hot meals served by cafeteria staff and/or food brought by students from home



- ☐ Physical distance is maintained during meals. Food safety protocols may include:
 - ☐ To the extent possible, meals are eaten in classrooms or outdoors, without any mingling of elementary school students from different cohorts
 - ☐ If students line up to pick up food, tape or other markings are used to ensure a 6-foot distance between any two students
 - ☐ Staff are deployed during meals to maintain physical distancing and keep elementary school students from different classrooms from mingling
 - ☐ If meals take place in a cafeteria:
 - ☐ Meal times are staggered to the extent feasible to reduce the number of students in the cafeteria at one time
 - ☐ Staff are on hand to ensure that elementary school students from different classrooms are not mingling
 - ☐ If meals take place in a cafeteria, space between tables/chairs has been increased to support 6 feet of physical distancing
 - ☐ Barriers between tables and/or chairs may be used as an alternative when 6 feet of distancing is not possible
 - ☐ No parents or visitors allowed during lunch
- ☐ We strongly recommend measures to ensure physical distancing and safe infection control practices in extracurricular activities like the following.
 - ☐ Spectator events are not permitted
 - ☐ Extracurricular team sports that do not allow physical distancing, such as contact sports and ball based sports, are not allowed
 - ☐ Extracurricular activities should be planned for virtual meetings
 - ☐ Extracurricular activities should only be conducted within instructional cohorts



- ☐ Measures to maximize spaces with heavy outdoor airflow where possible, conducting classes outside where possible.
- ☐ Measures to ensure frequent hand washing by staff, students, and visitors, including plans to wash or sanitize hands upon entering the building and when entering and leaving classrooms, providing for additional handwashing breaks throughout the day.
- ☐ Protocols for vulnerable employees. School districts are encouraged to allow vulnerable employees to work from home or request other accommodations to ensure their safety.
- ☐ Additional innovative measures to increase social distancing by maximizing use of square footage to be taken into consideration.

Communication with Employees, Students, and Families

- ☐ Communication plan to make sure that staff and families know that they should not come to school, and that they should notify school officials if they become sick with COVID-19 symptoms, test positive for COVID-19, or have been exposed to someone with COVID-19 symptoms or a confirmed or suspected case.
- ☐ Communication plan about the current threat level and plan for alerting parents, teachers and staff to potential outbreaks in the district.
 - Plan should include posting on social media and district website weekly:
 - Cumulative numbers of COVID-19 positive staff;
 - Cumulative numbers of COVID-19 positive students;
 - Percentage of staff absent within the last 14 days due to COVID-like illness; and
 - Percentage of students absent within the last 14 days due to COVID-like illness or symptoms.
- ☐ Signage plan in place to display on proper handwashing and hygiene practices, physical distancing, etc.
- ☐ Online and social media channels of the district provide clear and up-to-date information about these programs and requirements.



Other Considerations (optional)

Harris County Public Health also encourages school districts to adopt measures to ensure equitable access to critical services, including:

- ☐ Plan for how students participating in free-and-reduced meal programs will receive food in the event of school closure or if unable to attend school because of illness.
- ☐ Mental health plan and resources available for staff and students.
- ☐ Plan to address the needs of students with Individualized Education Plans (IEPs) and 504 Plans.
- ☐ Remote learning resources for children who require it.
- ☐ Community resources list or guidance available for students and staff.



METRICS

For schools and businesses to safely reopen, a coordinated effort across local government, public health experts, and business and community leaders will be paramount. A commitment to making decisions based on a common set of measurements will reduce the likelihood of see-sawing between opening and closing, which harms our economy and exhausts our community.



We are committed to safely moving forward together, but that commitment must coexist with awareness that reopening too quickly may pose health risks and economic setbacks.

The Centers for Disease Control and Prevention (CDC) recommends that reopening be dependent on a downward trajectory of hospitalizations and infections over a 14-day period. Additionally, we are tracking our ability to treat the sickest patients and our ability to test, track, and contain spread in the community. The County will use key health indicators in four categories to assess the threat level of COVID-19 and our ability to respond to it:

- Hospital System
- Cases
- Testing
- Contact Tracing

If any one of these indicators are not at a satisfactory level, it is a sign that our ability to manage the virus's impact on our community is diminished. If cases and contact tracing indicators are at manageable levels, but our hospital population is high, we must continue to maintain preventative measures to ensure that we have the ability to treat the sickest patients. If our hospital population is low, but cases are increasing, we must continue preventative measures to control the spread.



To move down the ladder of the threat level system, all of the thresholds for the below indicators must be met:

Hospital System	Cases	Testing	Contact Tracing Capacity
<p>14-day flat or decreasing trend in daily COVID-19 hospital population in Harris County.</p> <p>14-day flat or decreasing trend in daily COVID-19 ICU population in Harris County.</p> <p>14-day average of the general population and ICU beds in use by COVID-19 patients in Harris County:</p> <ul style="list-style-type: none"> • Greater than 15%= red • Greater than 10%=orange • Greater than 5%= yellow 	<p>14-day flat or decreasing trend in new COVID-19 cases in Harris County</p>	<p>14-day average Positivity Rate less than 5%</p>	<p>14-day average of new cases reported in Harris County:</p> <ul style="list-style-type: none"> • Greater than 400 =Red • Greater than 200 =Orange • Greater than 100 =Yellow



Changing Threat Levels

The indicators used are not on/off switches for threat levels, but will be used by the County in conjunction with health experts to make decisions about policy changes at each level. To move down the ladder of the threat level system, all of the thresholds for these key health indicators

must be met. When assessing the virus's threat to our community and hospital system, the County and public health experts will also consider:

- Deaths
- Transmission rates
- Medical supply inventory considerations established by the [Benchmarks for a Healthy Community](#) for reducing and increasing threat levels
- As more information and data becomes available, Harris County, working with public health experts, will evaluate metrics and calculations based on current best practices.

The following is additional information about the indicators that will be considered when decreasing the level of threat (Red>Orange>Yellow). Moving the threat level from yellow to green will require widespread deployment of medical countermeasures (vaccine and/or treatment). Additional indicators and timelines are used for increasing the threat level and can be found in the [Harris County Benchmarks for a Healthy Community](#).

Hospital System

- 14-day flat or decreasing trend in daily COVID-19 hospital population in Harris County.

We must ensure our healthcare system has adequate capacity to treat all cases of COVID-19, including the most severe cases.

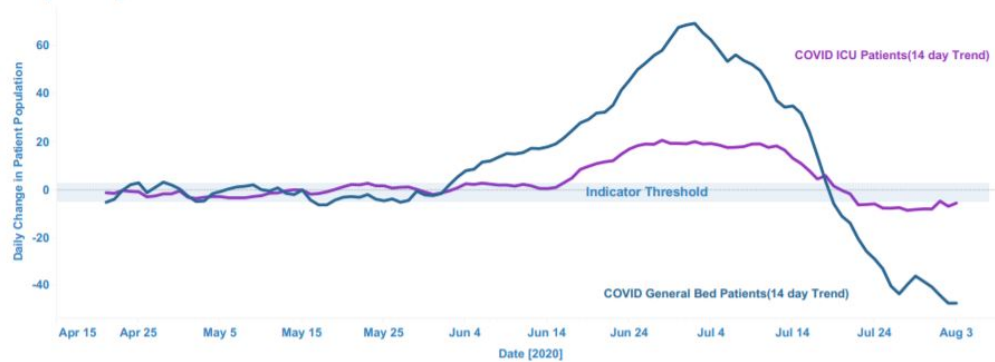
We will continue to monitor the daily total of hospital patients in Harris County using data from [SETRAC](#), a regional dashboard, and analyze daily changes in the COVID patient population to see what direction we are heading. As Harris County monitors day-over-day trends, a 14-day flat or decreasing trend in the daily change in COVID patients will indicate we are moving in the right direction. (If a threat level is moved, this measure will be restarted at zero days.)



- 14-day flat or decreasing trend in daily COVID-19 ICU population in Harris County.

Hospital ICUs must have the capacity to treat the sickest patients. We will continue to monitor the daily total of COVID-positive and suspected COVID patients in our ICUs and will analyze trends to see what direction we are heading. A 14-day flat or decreasing trend will indicate improvement. (If a threat level is moved, this measure will be restarted at zero days.)

Hospital Population Trend



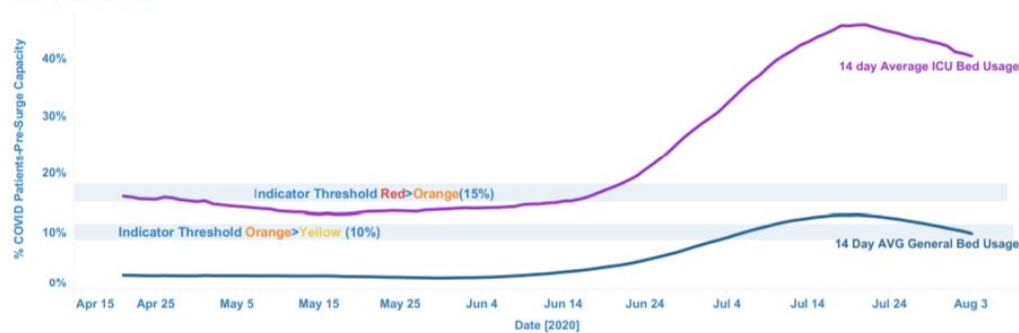
Indicators- 14-day flat or decreasing trend in daily COVID-19 hospital population in Harris County. Same Threshold Red>Orange>Yellow (Data from SETRAC)



- 14-day average of the general population and ICU beds in use by COVID-19 patients in Harris County.
 - Greater than 15%= red
 - Greater than 10%=orange
 - Greater than 5%= yellow

At the height of the COVID-19 pandemic in Harris County, nearly 50 percent of ICU beds were used by COVID patients. In order to ensure that hospital ICUs have adequate capacity to treat the most critically ill COVID patients while caring for patients experiencing a life-threatening crisis or needing critical surgery, the percentage of ICU beds being used for COVID patients must decrease and remain at a manageable level.

Hospital Usage



Indicators- 14-day average of the general population and ICU beds in use by COVID-19 patients in Harris County.(Data from SETRAC)
 Greater than 15%= red
 Greater than 10%=orange
 Greater than 5%= yellow



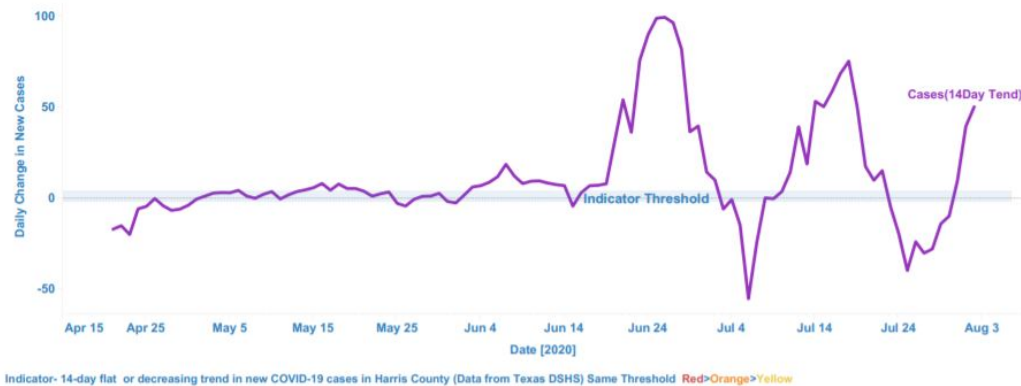
Cases

- 14-day flat or decreasing trend in new COVID-19 cases in Harris County

Controlling the rate of COVID-19 transmission will be key to reopening. The number of daily new cases is often the first indicator of the success of stay-at-home measures, social distancing, the avoidance of gatherings, and an adherence to wearing face coverings.

Testing availability can affect the reliability of new case information, but it is still considered an early indicator of the degree of disease transmission. A decreasing trend will indicate the spread of the disease has slowed. (As with other measures, a change in the threat level will trigger a reset of this measure.) Moving between levels should cause a reset in the taking of this measure (meaning that we are looking to see a 14-day flat or decreasing trend after moving from red to orange or orange to yellow).

Cases 14-Day Trend





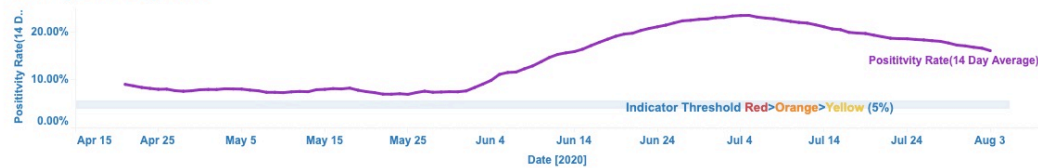
Testing

- 14-day average positivity rate of less than 5%

On May 12, 2020, the World Health Organization (WHO) advised governments that before reopening, rates of positivity in testing should remain at 5 percent or lower for at least 14 days.

Positivity rate is a reliable measure for whether or not our testing capacity is sufficient enough to detect a significant number of new cases. If positivity is high, it can indicate uncontrolled community spread, that we are only testing the sick, or a combination of both.

Testing Positivity Rate



Indicator- 14 day average of Positivity Rate
*Based on data made available to HCPH

Note: Data for the previous 7 days not released due to lab turnaround time and the ability to report accurate data.



Contact Tracing Capacity

- 14-day average of new cases reported in Harris County
 - Greater than 400 = Red
 - Greater than 200 = Orange
 - Greater than 100 = Yellow

The CDC and WHO recommend that contact tracing programs be in place before local governments consider easing restrictions. Contact tracing can help to prevent the spread of COVID-19 by interviewing positive patients; identifying their close contacts; interviewing and alerting those contacts to the risk of infection; and instructing those contacts to quarantine or isolate to prevent them from spreading COVID-19 to others.

In order to use contact tracing as a tool to control the spread of the virus, a total number of daily new cases must be at a level that allows contact tracers to quickly trace all cases and contacts.

New Cases for Contact Tracing- New Cases in Harris County



Indicator-14 day average of new cases reported in Harris County(Data from Texas DSHS)
Greater than 400 =Red
Greater than 200 =Orange
Greater than 100 =Yellow



Additional Metrics

In addition to the aforementioned indicators, Harris County looks at a number of measures when considering policies and decisions about the delivery of public health services. These additional measures give a deeper picture of how the virus is affecting all communities and the effectiveness of case investigation and contact-tracing programs.

Epidemiological models such as R_0 , which estimates the number of people potentially infected by infectious persons, are not foolproof. Reproduction numbers are used to measure the potential spread of a virus. The R number can be useful for predicting growth, but due to inputs that are based on estimates by public health professionals such as the length of time an individual is infectious, there is little consistency between R numbers that are calculated by different entities. Therefore, metrics like R_0 are taken collectively with the understanding that while they may validate certain trends, they should not be used as a substitute for actual, on-the-ground numbers. Reproduction numbers can be found here:

<https://policylab.chop.edu/covid-lab-mapping-covid-19-your-community>

<https://ictr.github.io/covid-19-county-R0/>

<https://sph.uth.edu/dept/bads/covid19-dashboard>

<http://metrics.covid19-analysis.org/>

HISD Health and Medical Services Mask Adaptations & Alternatives

CDC recognizes that wearing masks may not be possible in every situation or for some people. In some situations, wearing a mask may exacerbate a physical or mental health condition, lead to a medical emergency, or introduce significant safety concerns.

Adaptations and alternatives should be considered whenever possible to increase the feasibility of wearing a mask or to reduce the risk of COVID-19 spreading if it is not possible to wear one.

Examples:

- People who are deaf or hard of hearing — or care for or interact with a person who is hearing impaired — may be unable to wear masks if they rely on lipreading to communicate. In this situation, consider using a clear mask. If a clear mask isn't available, consider whether you can use written communication, use closed captioning, or decrease background noise to make communication possible while wearing a mask that blocks your lips.
- Some people — such as those with intellectual and developmental disabilities, mental health conditions or other sensory sensitivities — may have challenges wearing a mask. They should consult with their healthcare provider for advice about wearing masks.
- Younger children (e.g., preschool or early elementary) may be unable to wear a mask properly, particularly for an extended period. Mask wearing may be prioritized at times when it is difficult to maintain a distance of 6 feet from others (e.g., during drop off or pick up or when standing in line at school). Ensuring proper mask size and fit and providing children with frequent reminders and education on the importance and proper wear of masks may help address these issues.
- People engaged in high intensity activities, like running, may not be able to wear a mask if it causes difficulty breathing. If unable to wear a mask, consider conducting the activity in a location with greater ventilation and air exchange (for instance, outdoors versus indoors) and where it is possible to maintain physical distance from others.
- People who work in a setting where masks may increase the risk of [heat-related illness](#) or cause safety concerns due to introduction of a hazard (for instance, straps getting caught in machinery) may consult with an occupational safety and health professional to determine the appropriate mask for their setting. Outdoor workers may prioritize use of masks when in close contact with other people, like during group travel or shift meetings, and remove masks when physical distancing is possible.

Masks are a critical preventive measure and are most essential in times when physical distancing is difficult. If masks cannot be used, make sure to take other measures to reduce the risk of transmission, including physical distancing, frequent hand washing, and cleaning and disinfecting frequently touched surfaces.

Important Notes

- **ADULTS:** If an adult states he/she is unable to wear a mask due to medical reasons, he/she must provide medical documentation (ICD 10 CODE) to support this decision.
- **STUDENTS:** A good rule of thumb for student mask wearing is that a student is excluded from mask wearing if they are physically unable to put on or take off a mask. In these cases, the caretaker must be diligent in wearing a mask and frequent handwashing.

Report on Safety Protocols – Music Rehearsal Guidelines

This report is to clarify the music rehearsal guidelines. The overall goals are:

- Limit risk of exposure by maintaining physical distancing throughout all activities conducted under the purview of the Houston ISD Music department.
- Emphasize personal hygiene, such as hand washing and use of hand sanitizer, upon entry and exit of facilities.
- Implement routine and enhanced cleaning and sanitization of music equipment and facilities.
- Plan and communicate safe access to facilities to minimize personal interaction and facilitate physical distancing.

General Information:

- All components of the marching band will follow CDC, TEA, State of Texas, City of Houston, Harris County, and Houston ISD guidelines to ensure a safe learning environment.
- Contact tracing will be an ongoing practice daily until further notice. Directors will utilize an online form to track information.
- Campus specific plans will be publicized for the safe entry and exit of students to/from the campus daily. The entry and exit points will be coordinated to minimize personal interaction and to facilitate physical distancing. The plans may include staggered drop off and pick up times.
- All stakeholders should do a preliminary self-check by reviewing all pre-screening questions prior to arriving at school. The self-check questions are listed below.
- All rehearsals closed to spectators.

Instructional Practices:

- Only small group instruction will take place at this time with a minimum of 6 feet of distance between each student for indoor rehearsals and 7.5 feet for outdoor rehearsals.
- No more than 30 minutes of indoor instruction for wind instruments when utilizing inside spaces with a transitional time to clean area.

Staff Expectations:

- Head Band Director will train and communicate to all stakeholders regarding Covid-19 protocols and procedures for marching band.
- Instructors will be required to wear masks at all times.
- Instructors may utilize face shields as an additional barrier when instructing and monitoring students.
- Shared percussion and color guard equipment will be disinfected after every use.
- Gloves will be utilized by staff for the cleaning of all equipment.
- Music stands and chairs will be disinfected after every use by staff using district-approved cleaners.

- All breathing exercises must take place outdoors with a minimum of 7.5 feet of distance.
- All singing exercises must take place outdoors with a minimum of 7.5 feet of distance.
- All required forms, syllabuses, and music will be distributed electronically when possible.
- Hand sanitizing stations will be placed and utilized throughout the facility and outdoors.
- When possible, the staff should assign student cases to be staged or placed in an outdoor secured space.
- Require students to be dressed appropriately upon arrival, as no changing facility will be available.
- Encourage students to shower and wash hair daily to help mitigate the spread. In addition, wear long hair up in a tall bun and cover it up.
- Keep all egress clear for evacuation if needed.

Student Expectations:

- No in person group social activities sponsored by the band until further notice.
- No socializing before and after rehearsals on school property.
- All personal items must be properly stored and removed daily.
- Sharing of wind instruments/accessories and percussion mallets will not be permitted.
- No sharing of food and drinks.
- No sharing of band instrument lockers.
- Students must wear masks while entering and exiting the facility.
- Students must wear proper masks when possible during rehearsals.
- All marching band students will be responsible for bringing their own water supply. Sharing water will not be allowed. All students need to bring enough water to last for the duration of the rehearsal. Each container should be properly labeled and stored. Campus ice machines and water fountains are not available
- Students should remain 6 feet apart at all times whenever possible.
- It is strongly recommended to shower and wash hair daily to help mitigate the spread. In addition, wear long hair up in a tall bun and cover it up.
- It is strongly recommended that individuals of different households not travel in the same vehicle.
- Emptying spit valves indoors will be done on a doggy pad or paper towel and removed by student directly after each rehearsal. Emptying spit valves outdoors should be done as low to the ground as possible.
- All cleaning/swabbing of woodwind instruments should take place at home.
- Only one student at a time will be allowed to use the restroom. Students will be required to wash their hands for 20 seconds per restroom visit. Students are encouraged to use a paper towel when opening restroom doors and dispose it immediately into a trash can located outside the restroom door.
- Marching Bands: An updated and completed physical must be on file prior to the first day of rehearsal.
- Prior to arrival each day, every student must complete the screening questionnaire. If a student answers "YES" to any question or does not feel well, **they will stay home and NOTIFY their director to let them know.** The director will report incident as per HISD COVID-19 protocol.
- Any student who appears to have symptoms or who becomes sick during the day will be immediately separated from the others and **will be sent home.** The director will report the incident as per the HISD COVID-19 protocol.

Booster Guidelines

- No serving of water, snacks, or food to students.
- All meetings must take place virtually.
- All booster interactions must follow staff expectations and protocols.
- Information will be provided to all parents/guardians outlining procedures and protocols that will be used within VPA programs and extracurricular activities.
- Parents will be updated on changes in protocol.

COVID Symptoms

- Cough
- Shortness of breath or difficulty breathing
- Chills and/or repeated shaking with chills
- Muscle pain
- Headache
- Sore throat
- Loss of taste or smell
- Diarrhea
- Feeling feverish or a measured temperature greater than equal to 100 degrees
- Known close contact with a person with a lab-confirmed case of COVID-19

Entry Screening

If any staff or student answer yes to any of the following questions, they may not enter the school/facility and are encouraged to contact their physician.

1. Have you or anyone in your home come in contact with anyone who has a confirmed COVID diagnosis or test in the last 14 days?
2. Do you have any of the symptoms listed above in the past 48 hours?
 - a. Fever or chills
 - b. Cough
 - c. Shortness of breath or difficulty breathing
 - d. Fatigue
 - e. Muscle or body aches
 - f. Headache
 - g. Recent loss of taste or smell
 - h. Sore throat
 - i. Congestion
 - j. Nausea or vomiting
 - k. Diarrhea
3. Have you or anyone in your home had a fever of 100 degrees or higher or felt feverish (chills or shaking) in the past 48 hours?
4. Have you taken any fever-reducing medication such as Tylenol or Ibuprofen in the past the past 48 hours for reasons related to illness or fever?
5. Have you or anyone in the home shown signs of respiratory illness (cough, shortness of breath, sore throat, loss of sense of taste or smell) the past 48 hours?

6. Have you or anyone in the home shown signs of gastrointestinal illness (recurrent nausea, vomiting, diarrhea) the past 48 hours?
7. Have you or anyone in the home had new or worsening headaches or muscle pains in the past 10 days (excluding migraines or injuries)?
8. Are you or anyone in the home under investigation or monitoring for suspected COVID-19?
9. Have you traveled? If you have traveled outside the state of Texas in the past 14 days, please adhere to the Texas Department of State Health Services travel advisories and quarantine instructions listed under Information for Travelers on its COVID-19 website.

Positive Cases/Staff or Students Showing COVID-19 Symptoms

Notify school nurse for procedures, reporting, and contact tracing:

- If a positive case is identified, either staff or student, the group to which that staff or student was assigned and in contact with must be isolated. If the confirmed individual regularly had close contact outside a single group, then all the students and staff with whom the confirmed individual had close contact shall be sent home for quarantine, according to HISD policy. Schools should consider having students remain with a single group to minimize the number of students and staff that must isolate if a case is confirmed.
- For example: If a student in one group tests positive for COVID-19, the student and that one group must isolate. If that student was part of several groups, then the student and all the groups they were a member of would have to isolate.
- Any staff member or student who experiences any of the symptoms of COVID-19 should self-isolate until district quarantine protocol is fulfilled.

Resources

- CDC. "Increased Risk for COVID-19." Centers for Disease Control and Prevention, June 29, 2020. <https://www.cdc.gov/screening/index.html>.
- "Coronavirus Disease 2019 (COVID-19) Updates – City of Houston Emergency Operations Center." Accessed September 16, 2020. <https://houstonemergency.org/covid19/>.
- "Opening the State of Texas | COVID-19." Accessed September 16, 2020. <https://www.dshs.state.tx.us/coronavirus/opentexas.aspx>.
- "Reopening Guidance Documents." Accessed September 16, 2020. <https://publichealth.harriscountytexas.gov/Resources/2019-Novel-Coronavirus/Re-Opening-Guidance-Documents>.
- "Risk Assessment." Accessed June 18, 2020. <https://www.mh-freiburg.de/en/university/covid-19-corona/risk-assessment>.
- US EPA, OA. "Coronavirus (COVID-19)." Overviews and Factsheets. US EPA, March 11, 2020. <https://www.epa.gov/coronavirus>.

HISD | Fine Arts Department

INSPIRING IMAGINATION. DESIGNING THE FUTURE.

HISD Choral Music Guidelines

- Limit risk of exposure by maintaining physical distancing throughout all activities conducted under the purview of the Houston ISD Music department.
- Emphasize personal hygiene such as hand washing and use of hand sanitizer upon entry and exit of facilities.
- Implement routine and enhanced cleaning and sanitizing of music equipment and facilities.
- Develop and communicate the plan for safe access to facilities to minimize personal interaction and facilitate physical distancing.

Instructional Practices:

- When students are not singing or playing an instrument that requires the use of their mouth, they should wear a mask in music class (unless class is outdoors, and distance can be maintained).
- Active singing is allowed for a maximum of 30 minutes.
- Students must be at least 6 feet apart even if the room allows for more students per current guidelines.
- Teacher and students should leave the classroom after 30 minutes of singing for air circulation and rejuvenation of fresh air for the next class.
- Sharing music documents and uniforms is not allowed.
- Social distancing helps protect students in music class.
- While students are singing or playing an instrument, use visual cues to keep them at least 6 feet apart.
- If it is safe and weather permits, consider moving class outdoors where air circulation is better than indoors and maintain at least 6 feet of distance between students.
- Recommend discontinuation of uniforms until further notice.
- Utilize digital submissions and recordings.

Staff Expectations:

- Instructors are always required to wear mask
- Instructors may utilize face shields as an additional barrier when instructing and monitoring students.
- Gloves will be utilized by staff for the cleaning of all equipment
- Music stands and chairs must be disinfected after every use by staff using district approved cleaners.
- All breathing exercises must be done with a minimum 6 feet of distance between individuals and can take place outdoors if possible.
- All singing exercises must be done with a minimum 6 feet of distance between individuals and can take place outdoors if possible.
- Hand sanitizing stations will be placed and utilized throughout the music room.
- Require students to be dressed appropriately upon arrival, as no changing facility will be available.

HISD | Fine Arts Department

INSPIRING IMAGINATION. DESIGNING THE FUTURE.

Student Expectations:

- Students must wear proper masks when possible during rehearsals.
- Students should remain 6 feet apart at all times.
- No sharing of food and drinks.
- Only one student at a time will be allowed to use the restroom. Students will be required to wash their hands for 20 seconds per restroom visit. Students are encouraged to use a paper towel when opening restroom doors and disposing of it immediately into a trash can located outside the restroom door.
- Prior to arrival each day, every student must complete the screening questionnaire. If a student answers “YES” to any question or does not feel well, they will stay at home and NOTIFY their director to let them know. The director then will report the incident per HISD COVID-19 protocol.
- Any student who appears to have symptoms or becomes sick during the day will be immediately isolated from the others and sent home. The director will report the incident per the HISD COVID-19 protocol.

Booster Guidelines

- No serving of water, snacks and food to students.

HOUSTON INDEPENDENT SCHOOL DISTRICT

4400 WEST 18TH STREET
HOUSTON, TX 77092
713.556.6000



NOTIFICATION OF POSITIVE/PRESUMED POSITIVE COVID-19 CASE

(Enter date)

Dear Houston ISD Parents/Guardians,

This letter is to notify you that an individual who tested positive or is presumed positive for COVID-19 was present at **(enter school name/building here)** on **(enter date)**. Due to privacy requirements, we will not release the name of the individual or any other identifying details. The affected individual is now self-isolating at home.

According to the Centers for Disease Control and Prevention (CDC), the virus is thought to spread mainly between people who are in close contact with one another (within six feet for a combined 15 minutes, regardless of whether the person with COVID-19 or the contact was wearing a mask or personal protective equipment). Houston ISD's Health and Medical Services department has begun a case investigation. We have contacted all individuals determined to be in close contact with the person with COVID-19 while on campus. These individuals who were identified as close contacts will remain off campus until the end of their quarantine period (10 days (effective 11/02/2020) after their last exposure to the person with COVID-19) to help decrease the spread of the virus. If you or the student have not received notice of close contact and the need to quarantine, then you were not identified as a close contact.

The symptoms of COVID-19 usually appear 2-14 days after exposure. Symptoms can vary from mild to severe, and how long they last differ for each person. Some people can test positive for the virus without ever having any symptoms. If you or the student begin experiencing any of these symptoms in a way that is not normal, please contact your healthcare provider or seek emergency medical attention.

COVID-19 symptoms:

- Feeling feverish or a measured temperature greater than or equal to 100.0° F
- Loss of taste or smell
- Cough
- Difficulty breathing
- Shortness of breath
- Fatigue
- Headache
- Chills
- Sore throat
- Congestion or runny nose
- Shaking or exaggerated shivering
- Significant muscle pain or ache
- Diarrhea
- Nausea or vomiting

Houston ISD's [Communicable Disease Plan \(CDP\)](#) details numerous health and safety protocols that have been implemented, such as daily self- screening for symptoms, frequent hand sanitizing, wearing of face masks, social distancing where feasible, installation of desk/table shields, and enhanced cleaning and sanitization of buildings. In addition, when an individual tests positive for COVID-19, affected areas will be deep cleaned and decontaminated and all individuals associated with the campus will be notified.

We do encourage you to get tested for COVID-19 five (5) days after initial symptoms and report the results to the school nurse. This information is confidential. Sharing the results will help us decrease the spread of the COVID-19 virus. To return to school/work before the quarantine period, the following must be submitted: A negative COVID-19 test taken five or more days from onset of symptoms and a Non-COVID-19 diagnosis from a physician. HISD employees can receive free testing at the HISD Employee Health Clinics. Staff and students can call City of Houston Health Department for testing locations at 832-393-4220 or visit their website at <https://houstonemergency.org/covid-19-testing/>

Houston ISD remains committed to a safe learning environment for all students and staff. If you have any questions or concerns, please contact Health and Medical Services Department at 713.556.7280.

**HOUSTON INDEPENDENT SCHOOL
DISTRICT
DR. GRENITA LATHAN, INTERIM**

Information and requirements subject to change based on recommendations from CDC and health officials