












Monday	
HOLIDAY	Chávez/Huerta Day

Tuesday – 30 minutes

Activity / Task	<div>Character Profile</div> <div><div><div>1. Read or listen to a story.</div><div>2. Preview the title and pictures to discuss what you think the story is about.</div><div>3. Today we will identify the main character of the story.</div><div>4. Discuss what the character looks like, what they say or do and how they think or feel.</div><div>5. Draw an image of the main character.</div><div>6. Talk about the picture of your character using describing words.</div></div><div><div><div><div></div><div>HMH Resource. Used with Permission.</div></div></div></div></div>
	<div><div><div>Main Character</div><div><div><div><div> Who is the main character in the story?</div><div> The main character is...</div></div><div><div> How does the character act/feel?</div><div> The character acts/feels ...</div></div></div><div><div><div><div> What does the main character look like?</div><div> The main character looks like...</div></div><div><div> Why does the character do those things or act that way?</div><div> The character does those things or acts that way because ...</div></div></div></div><div><div>Character Sketch</div><div></div></div></div></div></div>
	<div>Resources</div> <div><div><div><div><div>www.myon.com</div><div></div></div><div><div>Houston Public Library KIDS Reading Lists</div><div><div>Titles from the Literacy by 3 Scholastic Leveled Book Room and Classroom Library Sets</div><div>1st Grade High Frequency Word List</div><div>https://drive.google.com/file/d/1XWUIWnSbUPZK0jWMpDk8gWS5KTm1iL/view?usp=sharing</div></div></div></div></div></div>

Wednesday – 30 minutes

Activity / Task

What's the Problem? How was it Fixed?


1. Reread or listen to the story from the previous day.
2. Think about the character's problem in the story.
3. Write the problem and solution of the story in the chart below.
4. Draw a picture of the problem and solution in the chart below.
5. Discuss your writing and drawing with an adult or stuffed animal.



<https://pixabay.com/images/id-2405218/>

Plot Element - Problem



 What was the problem in the story?



 **The *problem* was...**



How was the problem solved?



 The **problem** was solved when...

Problem




Solution

Picture (Before)

Picture (After)



Resources

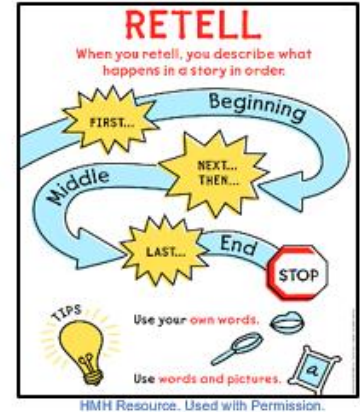
- www.myon.com 
- [Houston Public Library KIDS Reading Lists](#)
- Titles from the Literacy by 3 Scholastic Leveled Book Room and Classroom Library Sets
- 1st Grade High Frequency Word List
https://drive.google.com/file/d/1XWUIWnSbUPZK0IjWMPdK8gWS5KTm1iL_/view?usp=sharing

Thursday – 30 minutes

Activity / Task

Book Talk: Retell the Story

1. Reread or listen to the story from the previous day.
2. Think about all the events that happened in the story.
3. Draw and write what happened in the story on the chart below.
4. Retell the story using your ideas from the chart.



Beginning	Middle	End
What happened at the beginning of the story? <i>First ...</i> <hr/> <hr/> <hr/> <hr/> <hr/> <hr/>	What happened in the middle of the story? <i>Then ...</i> <hr/> <hr/> <hr/> <hr/> <hr/> <hr/>	What happened at the end of the story? <i>At the end ...</i> <hr/> <hr/> <hr/> <hr/> <hr/> <hr/>
Draw	Draw	Draw

Resources

- www.myon.com
- [Houston Public Library KIDS Reading Lists](#)
- Titles from the Literacy by 3 Scholastic Leveled Book Room and Classroom Library Sets
- 1st Grade High Frequency Word List
<https://drive.google.com/file/d/1XWUIWnSbUPZK0ljWMpDk8gWS5KTm1iL/view?usp=sharing>

Friday – 30 minutes

Activity / Task

High-Frequency Word Fun

1. **See the word:** Pick a word. Close your eyes and imagine the word.
2. **Say the word:** Say and repeat the word twice. Use it in a sentence.
3. **Spell the word:** Spell the word by chanting each letter out loud.

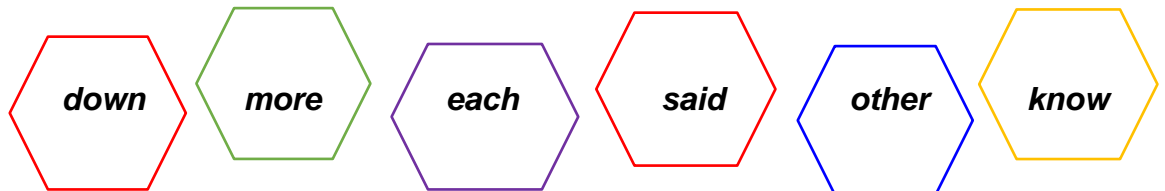


Chant Example: Does

Give me a D! (D!) Give me an O! (O!) Give me an E! (E!) Give me an S! (S!) What does that spell? (DOES!)

4. **Write and check the word:** Cover the word. Write the word. Check the word.

High-Frequency Words



Spell the Word

1	_____
2	_____
3	_____
4	_____
5	_____
6	_____

Extra Credit

High Frequency Word Search

X M F J M E B S	DOWN
G T I C J O N A	MORE
F D O W N K Y I	EACH
K S H M O R E D	SAID
Z N O T H E R N	OTHER
K S O Q P A F O	KNOW
Q S D W W C O H	
J K X Q W H Z M	

Resources

- www.myon.com
- [Houston Public Library KIDS Reading Lists](#)
- Titles from the Literacy by 3 Scholastic Leveled Book Room and Classroom Library Sets
- 1st Grade High Frequency Word List
<https://drive.google.com/file/d/1XWUIWnSbUPZK0ljWMpDk8gWS5KTm1iL/view?usp=sharing>



High Frequency Word List – First Grade English

2019-2020

- | | |
|------------|------------|
| 1. a | 41. if |
| 2. about | 42. in |
| 3. after | 43. into |
| 4. all | 44. is |
| 5. an | 45. it |
| 6. and | 46. just |
| 7. are | 47. know |
| 8. as | 48. like |
| 9. at | 49. little |
| 10. back | 50. live |
| 11. be | 51. long |
| 12. been | 52. look |
| 13. but | 53. made |
| 14. by | 54. make |
| 15. called | 55. man |
| 16. can | 56. many |
| 17. come | 57. may |
| 18. could | 58. me |
| 19. day | 59. more |
| 20. did | 60. most |
| 21. do | 61. my |
| 22. down | 62. name |
| 23. each | 63. new |
| 24. find | 64. no |
| 25. first | 65. not |
| 26. for | 66. now |
| 27. from | 67. number |
| 28. get | 68. of |
| 29. give | 69. oil |
| 30. go | 70. on |
| 31. good | 71. one |
| 32. had | 72. only |
| 33. has | 73. or |
| 34. have | 74. other |
| 35. he | 75. our |
| 36. her | 76. out |
| 37. him | 77. over |
| 38. his | 78. part |
| 39. how | 79. people |
| 40. I | 80. place |
| | 81. said |

High Frequency Word List – First Grade English

2019-2020

- | | |
|--------------|------------|
| 82. see | 123. years |
| 83. sentence | 124. you |
| 84. she | 125. your |
| 85. sit | |
| 86. so | |
| 87. some | |
| 88. sound | |
| 89. take | |
| 90. than | |
| 91. that | |
| 92. the | |
| 93. their | |
| 94. them | |
| 95. then | |
| 96. there | |
| 97. these | |
| 98. they | |
| 99. things | |
| 100. think | |
| 101. this | |
| 102. time | |
| 103. to | |
| 104. two | |
| 105. up | |
| 106. use | |
| 107. very | |
| 108. was | |
| 109. water | |
| 110. way | |
| 111. we | |
| 112. were | |
| 113. what | |
| 114. when | |
| 115. which | |
| 116. who | |
| 117. will | |
| 118. with | |
| 119. words | |
| 120. work | |
| 121. would | |
| 122. write | |