


## Monday – 30 minutes

### Activity / Task


### Use the Pictures to Read the Words

1. Pick a nonfiction book to read.
2. Use the pictures in your book to help you read the words.
3. Retell someone what you learned from the book.  
"I learned..."



Draw a picture of what you learned from the book.

### Resources



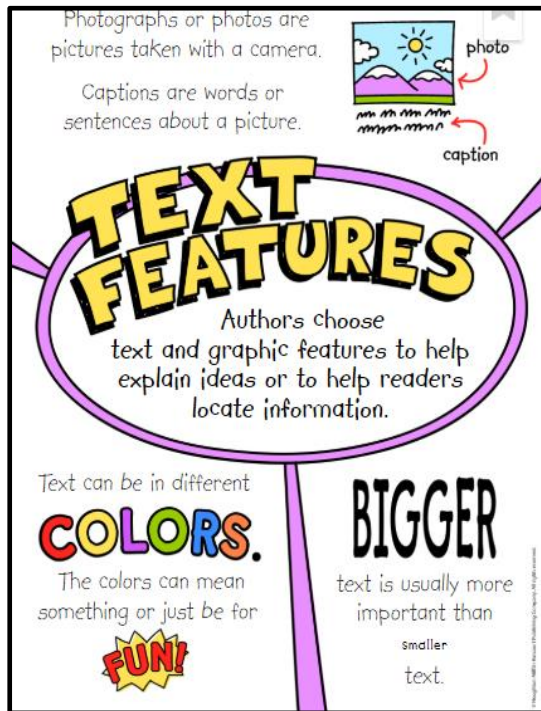
- [Houston Public Library KIDS Reading Lists](#)
- 1st Grade High Frequency Word List  
<https://tinyurl.com/1st-English-HFW-List>
- 1st Grade High Frequency Word Cards  
<https://tinyurl.com/1st-Eng-HFW-Cards>

## Tuesday – 30 minutes

### Activity / Task

### Using Text Features to Understand the Book

1. Read your non-fiction book from the day before or pick a new one.
2. Look for one of the text features from the anchor chart in your book.



HMH Resource. Used with Permission

Draw a picture of the text feature you picked from your book.

How does this kind of text feature help you to understand the ideas in the book?

*This text feature helps me to understand...*

---



---



---



---



---

### Resources



Imagine Language and Literacy  
[www.houstonisd.org/hub](http://www.houstonisd.org/hub)

- [Houston Public Library KIDS Reading Lists](#)
- 1st Grade High Frequency Word List  
<https://tinyurl.com/1st-English-HFW-List>
- 1st Grade High Frequency Word Cards  
<https://tinyurl.com/1st-Eng-HFW-Cards>



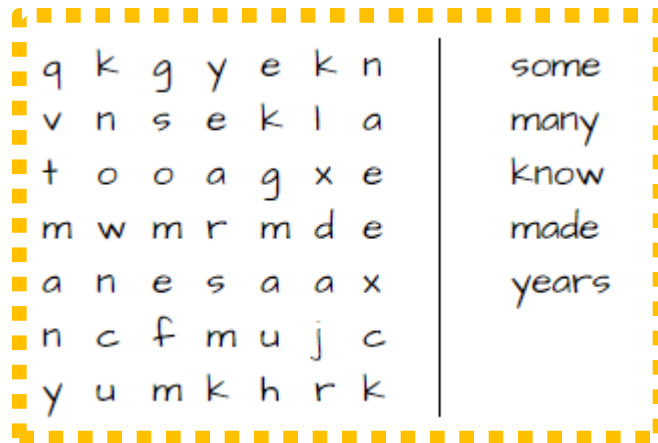
Wednesday – 30 minutes

Activity / Task

## High Frequency Words



1. Read each word to someone at home or to a stuffed animal.
2. Find and circle the words in the puzzle below.



Read the words again to someone at home or to a stuffed animal.

Resources



Imagine Language and Literacy  
[www.houstonisd.org/hub](http://www.houstonisd.org/hub)

- [Houston Public Library KIDS Reading Lists](#)
- 1st Grade High Frequency Word List  
<https://tinyurl.com/1st-English-HFW-List>
- 1st Grade High Frequency Word Cards  
<https://tinyurl.com/1st-Eng-HFW-Cards>

## Thursday – 30 minutes

### Activity / Task

### Common Nouns and Proper Nouns

A **common noun** is a person, place, or thing.

Circle the **common nouns** in the sentences below. Use the picture to help.

Person:



Person:

The teacher let us  
pick books.


Place:



Place:

I learn how to add at  
school.

Thing:



Thing:

My favorite thing to  
do is read a book.

A **proper noun** names a special person, place, or thing.

Circle the **proper nouns** in the sentences below. Use the picture to help.

Person:



Person:

Mr. Smith let us pick  
books.

Place:



Place:

I learn how to add at  
Houston Elementary  
School.

Thing:



Thing:

My favorite thing to  
do is read the book  
*The 3 Little Pigs*.

### Resources



[www.myon.com](http://www.myon.com)



Imagine Language and Literacy  
[www.houstonisd.org/hub](http://www.houstonisd.org/hub)

- [Houston Public Library KIDS Reading Lists](#)
- 1st Grade High Frequency Word List  
<https://tinyurl.com/1st-English-HFW-List>
- 1st Grade High Frequency Word Cards  
<https://tinyurl.com/1st-Eng-HFW-Cards>

## Friday

Spring Holiday

