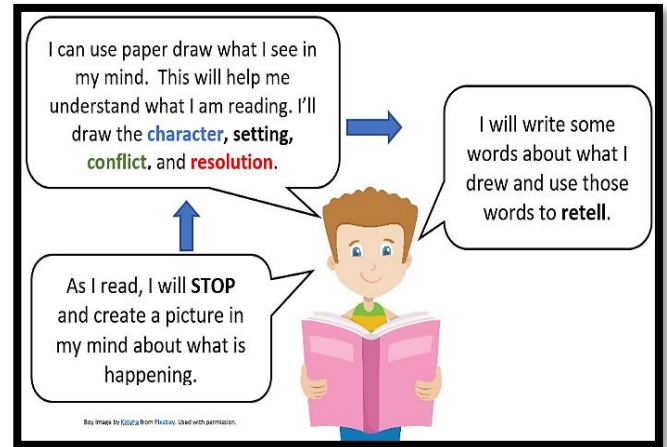


Monday – 30 minutes

Activity / Task

Draw, Write, Retell

- Today you will choose your own book and **retell** the ideas in the text.
- As you read, **STOP** and think about what you see in your head.
- Focus on drawing pictures of the **main character**, **setting**, **conflict**, and **resolution**.
- Then write a few words about your picture.
- You can use those pictures and words to **retell** the book.
- Read the tip on the right to help you understand how to **retell**.



Draw, Write, Retell

Plot Element	As I read, I pictured... (draw picture below)	A few words about my picture...
Main Character		
Setting		
Conflict		
Resolution		
Retell (Look back at your pictures and words to share what the text was about.)		

Resources



Imagine Language and Literacy
www.houstonisd.org/hub



MyOn
www.myon.com

- [Houston Public Library KIDS Reading Lists](#)

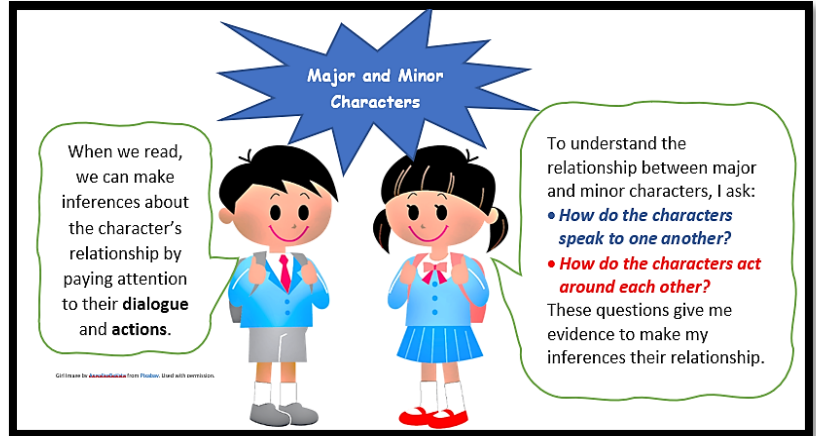


Tuesday – 30 minutes

Activity / Task

Relationships of Major and Minor Characters

- Today you will make inferences about the **main character's relationship** with other characters in the text using the tips on the right.
- Use the chart below to make inferences about the **character's relationship** by providing **evidence** from their **actions** and **dialogue**.



Kate's Test from HMH

Mrs. Lane stood in front of her third-grade class. "It's time for lunch and recess," she said. "Remember, you have a language arts test when you come back to class. On the first part, you will divide words into syllables. Then I will ask you for one written paragraph about the theme of the story we read this week." Kate slumped in her chair and groaned. "I totally forgot about the language arts test." Kate's best friend Grace raised her eyebrows. "Did you study at all?" she asked. "Not even a little bit," said Kate with a sigh. "I stayed up late reading. I could have been studying." "I have a great idea," said Cole in an upbeat tone. "Sit with us at lunch. We'll help you study." Grace chimed in, "We'll help you study at recess, too!" "Thanks, guys. That's so nice of you!" said Kate. So Kate, Grace, and Cole studied how to divide words into syllables as they ate. Then while the other kids played at recess, they talked about the story they read in class. Soon the recess bell rang. It was time for the test! "I hope that was enough studying," said Kate with a worried look. "You've got this!" said Cole. "Yeah, I'm sure you can do it," said Grace. "There's one thing I know for sure," said Kate. "I will never forget to study for a test again!"

Characters	Actions	Dialogue	Inference about relationship
	I noticed that when the characters interacted...	When the characters spoke to each other, I noticed...	I can infer the character's relationship with...is...
Kate and Grace			
Kate and Cole			

Resources



Imagine Language and Literacy

www.houstonisd.org/hub



MyOn

www.myon.com

- [Houston Public Library KIDS Reading Lists](#)

GLOBAL GRADUATE



Wednesday – 30 minutes

Activity / Task

Written Composition: Personal Narrative

LOOK at the picture below.



Girl image by Kimiklin from Pixabay. Used with permission.



THINK about how important it is to help others.

WRITE about a time when you helped a friend in need.

Be sure to —

- write about a personal experience
- organize your writing
- develop your ideas in detail
- choose your words carefully
- use correct spelling, capitalization, punctuation, grammar, and sentences

Resources



Imagine Language and Literacy
www.houstonisd.org/hub



MyOn
www.myon.com

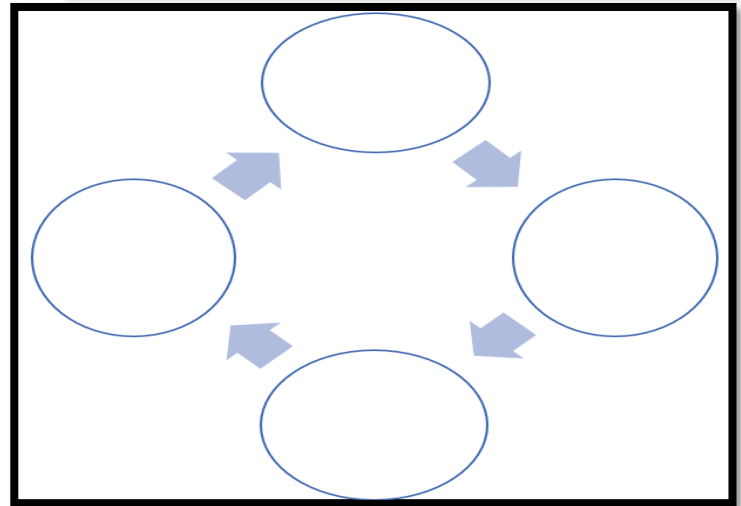
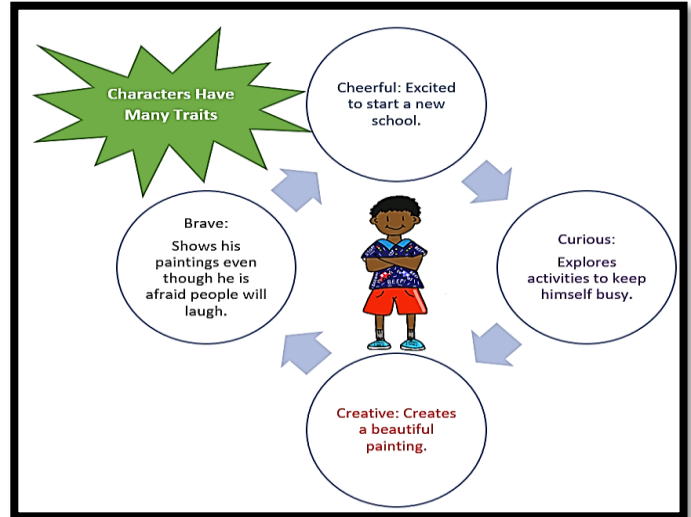
- [Houston Public Library KIDS Reading Lists](#)

Thursday – 30 minutes

Activity / Task

Characters Have Many Traits

- Characters often change many times throughout a text.
- Today we will use a bubble map to track how the character changes and find evidence to support the change.
- As you are reading your own text today, ask yourself:
 - *What trait is the character showing?*
 - *What evidence supports that trait?*
- Use the map below to:
 - Draw a picture of your main character in the center of the map.
 - Identify traits the main character shows.
 - throughout the text.
 - Share evidence from the text to support the trait.



Resources



Imagine Language and Literacy
www.houstonisd.org/hub



MyOn
www.myon.com

- [Houston Public Library KIDS Reading Lists](#)

Friday

Spring Holiday

