

Monday

César Chavez Holiday

Tuesday – 20 minutes

Activity / Task

Use the index cards to write the word, definition, and draw a picture (see example). Then post the words on a wall in your house, with parent permission, creating a word wall.

Budget -a plan that shows income, spending, and saving.



Source: Pixabay

Source: HISD Curriculum

- **budget** – a plan that shows income, spending, and saving
- **earn** – to get something, such as money, after working
- **opportunity cost** – what you give up to in order to do something else

Resources

- Index cards or notebook paper, pencil, empty wall, tape
- [How Students Login to Studies Weekly](#)
- Studies Weekly/Week 21/ *Budgets*

Wednesday – 20 minutes

Activity / Task

Use the index card to write the word, definition, and draw a picture (see example from Tuesday). Then post the words on a wall in your house, with parent permission, creating a word wall.

Word Wall

- **savings** – the amount of an income not spent
- **services** – jobs that one person does for another
- **spending** – the amount of income a person uses
- **want** – something that makes life enjoyable, but is not necessary for living


Resources

- notebook paper, pencil, index cards, empty wall
- [How Students Login to Studies Weekly](#)
- Studies Weekly/Week 21/ *Budgets*

Thursday – 20 minutes

Activity / Task	<p>Use the index cards to write the word, definition, and draw a picture (see example from Tuesday). Then post the words on a wall in your house, with parent permission, creating a word wall.</p> <ul style="list-style-type: none"> • goods – things that people make or grow and then sell • income – all the money a person gets from a job or other sources • need - something necessary, useful or desirable (food, clothing, and shelter)
Resources	<ul style="list-style-type: none"> • notebook paper, pencil, index cards, empty wall • How Students Login to Studies Weekly • Studies Weekly/Week 21/ <i>Budgets</i>

Friday – 20 minutes

Activity / Task	<p>You have a budget of \$200.00. Use the chart below to figure out what you will do with the money. Remember, you only have \$200.00.</p> <div style="text-align: center;"> <p>Budget of 200.00</p>  <p><i>Permission from Studies Weekly</i></p> </div> <table border="1"> <thead> <tr> <th>Item</th><th>Amount</th></tr> </thead> <tbody> <tr> <td>Food</td><td></td></tr> <tr> <td>Entertainment (movies, video games, etc.)</td><td></td></tr> <tr> <td>Clothes</td><td></td></tr> <tr> <td>Save</td><td></td></tr> <tr> <td>Shelter</td><td></td></tr> <tr> <td></td><td>Total:</td></tr> </tbody> </table> <p>After you complete the chart write a few sentences about why budgeting is important.</p>	Item	Amount	Food		Entertainment (movies, video games, etc.)		Clothes		Save		Shelter			Total:
Item	Amount														
Food															
Entertainment (movies, video games, etc.)															
Clothes															
Save															
Shelter															
	Total:														
Resources	<ul style="list-style-type: none"> • notebook paper, pencil, calculator • How Students Login to Studies Weekly • Studies Weekly/Week 21/ <i>Budgets</i> 														

HISD | Elementary Curriculum and Development


INSPIRING TEACHING, IGNITING LITERACY & LEARNING.

2019-2020 HISD @ H.O.M.E. Distance Learning













Social Studies – Grade 3

April 6-10, 2020 – Week 2

Monday – 20 minutes

Activity / Task	<p>Think about a time you saw something advertised on television that you really wanted to buy.</p> <p>Write a paper that tells:</p> <ul style="list-style-type: none"> what was special about the commercial that made you buy it, and if the item was what you expected.  <p>shutterstock.com • 318973448</p> <p>Source: Pixabay</p>
Resources	<p>Notebook paper, pencil</p> <p>How Students Login to Studies Weekly</p>

Tuesday – 20 minutes

Activity / Task	<p>In a free market economy, people can choose to run any type of business they wish. Business owners have the right to decide how they want to sell their products and how much money they want to charge for their goods or services. Businesses can advertise to attract consumers. Then these buyers and sellers can agree on a price that will be paid for the good or service.</p> <p>Permission from Studies Weekly</p> <p>Fold a sheet of paper in half and write “goods” on one side and “services” on the other side. Cut pictures from magazines, newspapers, and/or magazines of goods and services and glue on the correct side. Write a few sentences describing the goods and services you picked.</p> <table border="1" data-bbox="332 1522 1518 1795"> <thead> <tr> <th data-bbox="332 1522 922 1554">Goods</th><th data-bbox="922 1522 1518 1554">Services</th></tr> </thead> <tbody> <tr> <td data-bbox="332 1554 922 1795">   <p>shutterstock.com • 37888288</p> <p>shutterstock.com • 382734455</p> <p>Source: Pixabay</p> </td><td data-bbox="922 1554 1518 1795">   <p>shutterstock.com • 383673226</p> <p>Source: Pixabay</p> </td></tr> </tbody> </table> <p>Permission from Studies Weekly</p>	Goods	Services	  <p>shutterstock.com • 37888288</p> <p>shutterstock.com • 382734455</p> <p>Source: Pixabay</p>	  <p>shutterstock.com • 383673226</p> <p>Source: Pixabay</p>
Goods	Services				
  <p>shutterstock.com • 37888288</p> <p>shutterstock.com • 382734455</p> <p>Source: Pixabay</p>	  <p>shutterstock.com • 383673226</p> <p>Source: Pixabay</p>				
Resources	<p>Newspaper, grocery ads, magazines, scissors, glue, notebook paper, pencils</p> <p>How Students Login to Studies Weekly</p>				

GLOBAL GRADUATE



Wednesday – 20 minutes

Activity / Task

You are going to start your own business. Use the “Who, What, Where, When, Why, How” to write a plan for your business. Use complete sentences.



Source: Pixabay

What are you going to sell?

Who will your target customers be?

When will you open your business?

Where will the business be located?

Why do you think people will buy your product?

How will you get money to open your business?

Resources

notebook paper, pencil

[How Students Login](#) to Studies Weekly

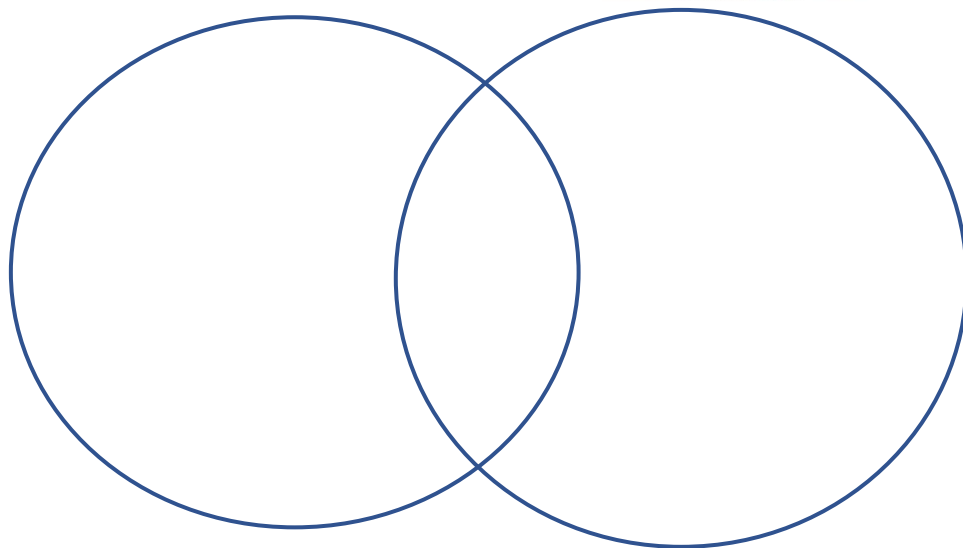
Thursday – 20 minutes

Activity / Task

Complete the Venn-Diagram using the sentences below.
Next time you go to the grocery store, compare prices on organic and non-organic food.



Source: Pixabay



Source: HISD Curriculum

- Fruits and vegetable cost more
- Fruits are cheaper
- Farmers use natural chemicals
- Farmers use pesticides
- Farmers use more land
- Farmers use less land
- Buy in grocery stores
- Grown on a farm

Resources

Notebook paper, pencils
[How Students Login](#) to Studies Weekly

Friday – 20 minutes

Activity / Task

Read the story about a shopping trip Chris and Kasey take with their mother. Complete the graphic organizer showing the order of the story's main events. Read the story again. Circle all of the items from the story that would be considered "goods." Underline each "service" mentioned in the story. Use information from the story to fill in the empty boxes. Be sure to write a complete sentence in each box.

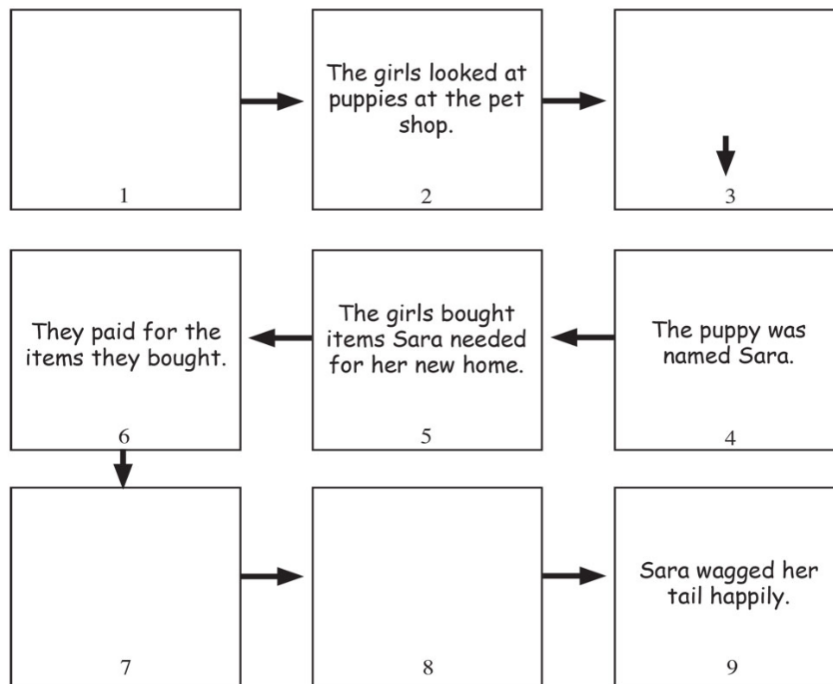
Shopping for Sara

Chris and Kasey woke up early Saturday. They were very excited. Today was the day their mother was going to take them on a special shopping trip. They were going to go buy a new pet.

At the pet shop, the sisters looked at puppies. They finally decided on a small white terrier. They both decided to name the puppy Sara. Now they had to get a few things Sara would need in her new home.

The girls put a soft puppy bed in the basket. They put food and water bowls in too. Finally, they decided on a pink collar for Sara's neck. They hurriedly checked out at the cash register. As they walked out of the store, Chris saw an advertisement on the wall. It was for a dog washing company. It wouldn't be long before Sara would need a bath.

On the way home, they stopped at the veterinarian's office. Dr. Tyler examined Sara and said she was one healthy dog. The girls knew that by the way Sara was wagging her tail!



Permission from Studies Weekly

Resources

Notebook paper, pencil
[How Students Login](#) to Studies Weekly