


Monday – 30 minutes (Genre of the Week: Fiction)

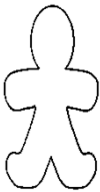
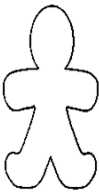






Activity / Task

Using the Title and Pictures to Make Predictions

- 1 Pick an interesting story to read (you can read the same book all week).
- 2 Preview the title and take a picture walk through the book to predict what you think the story is about.
- 3 Use the chart below to discuss and write your predictions about the character, setting, problem, and solution.
- 4 You will come back to this chart on Wednesday to confirm or check to see if your predictions are right.




HMH Resource. Used with Permission.

Title of the story: _____	
My Predictions	Why I Think This:
 <p><i>I predict that the main character is _.</i></p>	 <p><i>I see _____ on the pages.</i></p>
 <p>Setting</p> <p><i>I predict that the story will take place _.</i></p>	 <p><i>I see _ on the pages.</i></p>
 <p><i>I think the problem is _.</i> <i>I predict that the character wants to _.</i></p>	 <p><i>I see _ on the pages.</i></p>
 <p>Solution</p> <p><i>I predict that the solution to the problem is _.</i></p>	 <p><i>I see _ on the pages.</i></p>

Monday – 30 minutes (Genre of the Week: Fiction)

Resources



- [Houston Public Library KIDS Reading Lists](#)
- 1st Grade High Frequency Word List
<https://tinyurl.com/1st-English-HFW-List>
- 1st Grade High Frequency Word Cards
<https://tinyurl.com/1st-Eng-HFW-Cards>

Tuesday – 30 minutes

Activity / Task

Character Reflection

- 1 Reread the same book from the day before.
- 2 Identify the main character.
- 3 Discuss what the character **looks like**, what they **say or do**, and how they **feel**.
- 4 Complete the chart below using the ideas from your discussion.
- 5 Use your ideas from the chart and the words from the story to talk about the picture of your character.



Main Character:



What does the main character look like?



The main character looks like...



What does the character say or do in the story?



The character says ...



Why does the character say or do those things?



The character says or does... because...



How does the character feel in the story and why?



The character says or does... because...

Draw a picture of the main character in the space below.

Resources



www.myon.com



Imagine Language and Literacy
www.houstonisd.org/hub

- [Houston Public Library KIDS Reading Lists](#)
- 1st Grade High Frequency Word List
<https://tinyurl.com/1st-English-HFW-List>
- 1st Grade High Frequency Word Cards
<https://tinyurl.com/1st-Eng-HFW-Cards>

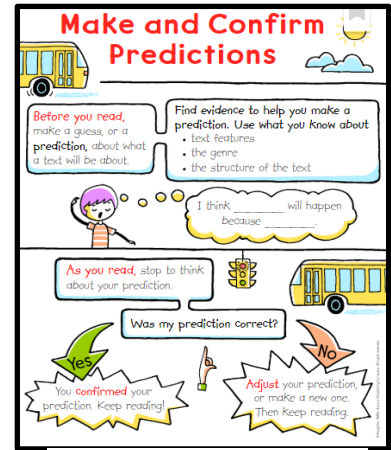


Wednesday – 30 minutes

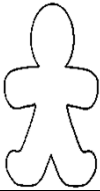







Activity / Task

Confirming Predictions

- 1 Reread your fiction book.
- 2 Use the chart below to confirm or check to see if your predictions were right.



HMH Resource. Used with Permission.

Title of the story: _____	
My Predictions	Who or What was Really in the Story
 <p><i>I used to think that the main character was__.</i></p>	 <p><i>Now I know the main character really was__ because__.</i></p>
 <p>Setting</p> <p><i>I used to think that the story took place in__.</i></p>	 <p><i>Now I know the story took place in__.</i></p>
<p>Problem</p> <p> <i>I used to think the problem was__.</i> <i>I used to think the character wanted to__.</i></p>	<p> <i>Now I know the problem was really__.</i> <i>Now I know the character really wanted__.</i></p>
<p>Solution</p> <p> <i>I used to think the solution to the problem was going to be__.</i> <i>I used to think the character was going to__.</i></p>	<p> <i>Now I know the solution was really__.</i> <i>Now I know the character really__.</i></p>

HISD | Elementary Curriculum and Development

INSPIRING TEACHING, IGNITING LITERACY & LEARNING.

2019-2020 HISD @ H.O.M.E. Distance Learning

English Language Arts – Grade 1

April 13-24, 2020 – Week 1

Wednesday – 30 minutes

Resources



Imagine Language and Literacy
www.houstonisd.org/hub


- [Houston Public Library KIDS Reading Lists](#)
- 1st Grade High Frequency Word List
<https://tinyurl.com/1st-English-HFW-List>
- 1st Grade High Frequency Word Cards
<https://tinyurl.com/1st-Eng-HFW-Cards>



Thursday – 30 minutes

Activity / Task

High Frequency Words




<https://pixabay.com/illustrations/happy-smile-smiling-people-kids-4339527/>

1. Read each word to someone at home or to a stuffed animal.
2. Unscramble the words below.
3. Write the new word on the line under the scrambled word.

tilet _____ ryve _____ oluwd _____	rfmo _____ hhwci _____
---	---------------------------------

Check your work with someone at home.

Resources



- 1st Grade High Frequency Word List <https://tinyurl.com/1st-English-HFW-List>
- 1st Grade High Frequency Word Cards <https://tinyurl.com/1st-Eng-HFW-Cards>

Friday – 30 minutes

Activity/Task

Creative Writing

- ❖ Use the picture and some of the words in the box to write a story.
- ❖ Someone at home can print writing paper using the link below in Resources.





Image by: <https://pixabay.com/illustrations/dog-bath-grooming-tub-net-990304/>

dog	bubbles	bath
clean	excited	dirty

★ Circle all the **nouns** in your writing.
Nouns are **people, places, or things** and tell **who or what** a sentence is about.

Resources



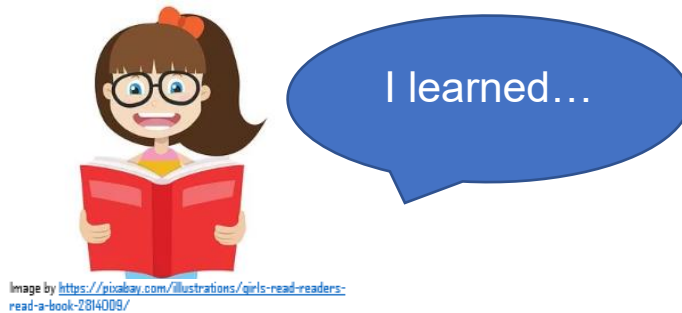
- 1st Grade High Frequency Word List
<https://tinyurl.com/1st-English-HFW-List>
- 1st Grade High Frequency Word Cards
<https://tinyurl.com/1st-Eng-HFW-Cards>
- 1st Grade Writing Paper
<https://tinyurl.com/tgyqkif>

Monday – 30 minutes (Genre of the Week: Informational Text)

Activity / Task


Reading to Learn

1. Pick an interesting informational text to read for the week. (book, newspaper, or magazine)
2. Use the text features to help you to know what the author wants you to learn about.
3. Use the chart below or a piece of blank paper to write facts about what you learned from the text.



	→		→		→		→	
--	---	--	---	--	---	--	---	--

Resources




- 1st Grade High Frequency Word List
<https://tinyurl.com/1st-English-HFW-List>
- 1st Grade High Frequency Word Cards
<https://tinyurl.com/1st-Eng-HFW-Cards>
- 1st Grade Writing Paper
<https://tinyurl.com/tgyqkif>

Tuesday – 30 minutes

Activity / Task

Text Features Help Us Understand the Author's Words and Ideas

1. Reread the book or text from the day before.
2. Look at the different pictures or other text features included in the text (titles, headings, bold words).
3. Text features help readers understand the words the author uses in the text.
4. Use the chart below to write your favorite fact you learned from the text.
5. Draw a picture to match the words you used to tell about your favorite fact.



HMH Resource. Used with Permission.

My favorite fact I learned is

Draw a picture that matches the words you used to tell about your favorite fact.

Resources



- 1st Grade High Frequency Word List
<https://tinyurl.com/1st-English-HFW-List>
- 1st Grade High Frequency Word Cards
<https://tinyurl.com/1st-Eng-HFW-Cards>
- 1st Grade Writing Paper
<https://tinyurl.com/tgyqkif>




Imagine Language and Literacy
www.houstonisd.org/hub

Wednesday – 30 minutes

Activity / Task

Make Inferences About Text


1. Use the anchor chart on the right to help you understand how to use clues from the text and what you already know to make an **inference**.
2. Read the text below to make an inference on the chart.



What Can You Infer?

Whose Eye am I?
from *HMH*

We use our eyes to see the world. So do other animals. Most animals need eyes to survive. Animals watch for danger with their eyes. They also use their eyes to find food and shelter. Eyes help animals protect and raise their young.




Inference

I can infer that if animals did not have eyes, they would not...

Evidence

I know this because the text says...

Resources



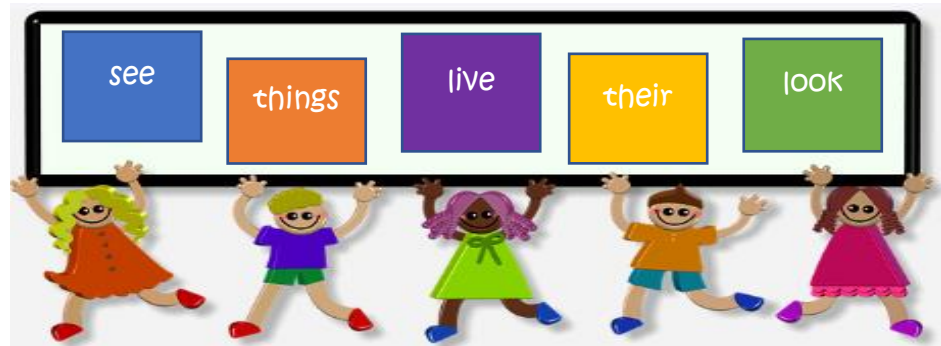
- 1st Grade High Frequency Word List
<https://tinyurl.com/1st-English-HFW-List>
- 1st Grade High Frequency Word Cards
<https://tinyurl.com/1st-Eng-HFW-Cards>
- 1st Grade Writing Paper
<https://tinyurl.com/tgyqkif>



Thursday – 30 minutes

Activity / Task

High Frequency Words



<https://pixabay.com/illustrations/happy-smile-smiling-people-kids-4339527/>

1. Read each word to someone at home or to a stuffed animal.
2. Fill in the missing letters of each word below.

s e _

t _ e _ r


_ o o _

t _ i n _ s

l _ v _

Check your work with
someone at home.

Resources



- 1st Grade High Frequency Word List
<https://tinyurl.com/1st-English-HFW-List>
- 1st Grade High Frequency Word Cards
<https://tinyurl.com/1st-Eng-HFW-Cards>
- 1st Grade Writing Paper
<https://tinyurl.com/tgyqkif>

Friday – 30 minutes

Activity / Task

Expository Writing

- ❖ Write to explain why you think eyes are important to animals.
- ❖ Use the text *Whose Eye am I* from Wednesday to help you.
- ❖ You may also use the words in the box and the pictures to help you with your ideas.


see	live	food
danger	help	shelter



Images by: <https://pixabay.com/images>

I think eyes are important to animals because

Resources



- 1st Grade High Frequency Word List
<https://tinyurl.com/1st-English-HFW-List>
- 1st Grade High Frequency Word Cards
<https://tinyurl.com/1st-Eng-HFW-Cards>
- 1st Grade Writing Paper
<https://tinyurl.com/tgyqkif>