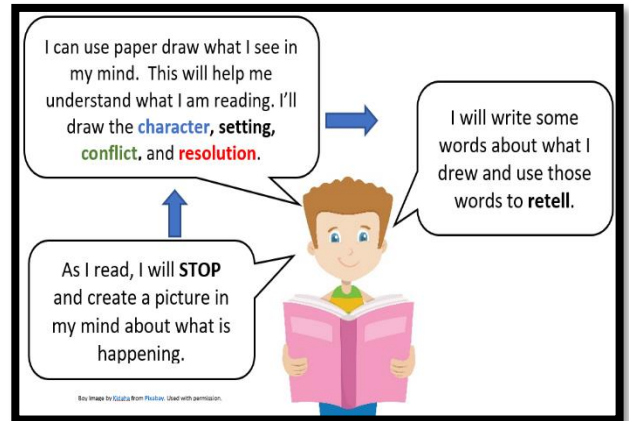


Monday – 30 minutes

Activity / Task

Draw, Write, Retell

- Today you will choose your own book and **retell** the ideas in the text.
- As you read, STOP and think about what you see in your head.
- Focus on drawing pictures of the **main character**, **setting**, **conflict**, and **resolution**.
- Then write a few words about your picture.
- You can use those pictures and words to **retell** the book.
- Read the tip on the right to help you understand how to **retell**.



Draw, Write, Retell		
Plot Element	As I read, I pictured... (draw picture below)	A few words about my picture...
Main Character		
Setting		
Conflict		
Resolution		
Retell (Look back at your pictures and words to share what the text was about.)		

Resources



Imagine Language and Literacy
www.houstonisd.org/hub



MyOn
www.myon.com

- [Houston Public Library KIDS Reading Lists](#)
- 2nd Grade English HFW List
<https://tinyurl.com/2nd-Eng-HFW-List>
- 2nd Grade English HFW Cards
[Grade 2 HFW Cards](#)




Tuesday – 30 minutes

Activity / Task

Conflict and Resolution

- Select a fiction picture book to read.
- The faces a character makes can tell us much more than how they are feeling.
- Today you will find the **conflict** and **resolution** by looking closely at how the character's faces look.
- Read the tip on the right to understand how to find the **conflict** and **resolution** by looking at the main character's face.
- Use the following questions to help you think about the **conflict** or **resolution** as you read:
 - *What kind of face is the character making?*
 - *Does the character's face give me a clue to the **conflict** or **resolution**?*
- Use the chart below to write about **conflict** or **resolution** you found as you read.



Picture	Picture
<ul style="list-style-type: none"> • This picture shows me the conflict because... 	<ul style="list-style-type: none"> • This picture shows me the resolution because...
Conflict	Resolution
<ul style="list-style-type: none"> • The conflict is... 	<ul style="list-style-type: none"> • The resolution is...

Resources



Imagine Language and Literacy
www.houstonisd.org/hub



MyOn
www.myon.com

- [Houston Public Library KIDS Reading Lists](#)
- 2nd Grade English HFW List
<https://tinyurl.com/2nd-Eng-HFW-List>
- 2nd Grade English HFW Cards
[Grade 2 HFW Cards](#)



Wednesday –30 minutes

Activity / Task

LOOK at the picture below.



Image by Pexels from Pixabay. Used with permission.



THINK about a time when you felt very happy. It could be a birthday party, a time you went somewhere special, or an important event in your life.

WRITE about a time when you felt very happy.

Be sure to —

- write about a personal experience
- organize your writing
- develop your ideas in detail
- choose your words carefully
- use correct spelling, capitalization, punctuation, grammar and sentences

Resources



Imagine Language and Literacy
www.houstonisd.org/hub



MyOn
www.myon.com


- [Houston Public Library KIDS Reading Lists](#)
- 2nd Grade English HFW List
<https://tinyurl.com/2nd-Eng-HFW-List>
- 2nd Grade English HFW Cards
[Grade 2 HFW Cards](#)

Thursday – 30 minutes

Activity / Task

Making Inferences About Characters

- Today you will make **inferences** about the characters in the text.
- Read the tip on the right to understand how to use clues from the book and what you already know to make an **inference**.
- Read the text below and underline **the clues that support your inference**.
- Ask yourself:
 - What clues can I find to support my inference?
 - Do my clues match my inference?
 - Does my inference make sense?



What Can You Infer?

The Best View
from *HMH*

One summer evening, Hal and Joy decided to watch the sunset. They climbed a tall tree. It was a lovely, peaceful spot.

"The view is like a dream," Joy sighed. "It reminds me of my favorite poem. It goes..."

CLICK! Hal took a picture with his phone. He looked at the screen and frowned. "I don't think this is the best view," he said. "Let's try a taller tree."

"OK, but we have to run like the wind," Joy said. "It's almost sunset time."

She and Hal climbed an even taller tree with an even prettier view.

Evidence	Inference
<ul style="list-style-type: none"> • This evidence connects with... 	<ul style="list-style-type: none"> • Joy most likely says, "the view is like a dream," because... • I can tell that Hal was not happy with the view because...

Resources



Imagine Language and Literacy
www.houstonisd.org/hub



MyOn
www.myon.com

- [Houston Public Library KIDS Reading Lists](#)
- 2nd Grade English HFW List
<https://tinyurl.com/2nd-Eng-HFW-List>
- 2nd Grade English HFW Cards
[Grade 2 HFW Cards](#)




Friday – 30 minutes

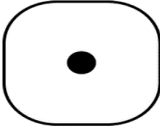





Activity/Task

Rock and Roll Vocabulary

- For this activity, you will need dice.
- If you do not have dice, you may cut apart the pictures below, place the pieces into a cup, and pull one out for every turn.



- Use a book or the story *The Best View* from yesterday to, select words to complete the activity.

Rock and Roll Vocabulary	
	Define the word. <small>Boy image by Clikr-Free-Vector-Images from Pixabay. Used with</small>
	Draw a picture of the word.
	Write a word that means the same thing as this word.
	Write the clues that helped you figure out the word.
	Act out the word.
	Use the word in a sentence.

Resources



Imagine Language and Literacy
www.houstonisd.org/hub



MyOn
www.myon.com

- [Houston Public Library KIDS Reading Lists](#)
- 2nd Grade English HFW List
<https://tinyurl.com/2nd-Eng-HFW-List>
- 2nd Grade English HFW Cards
[Grade 2 HFW Cards](#)

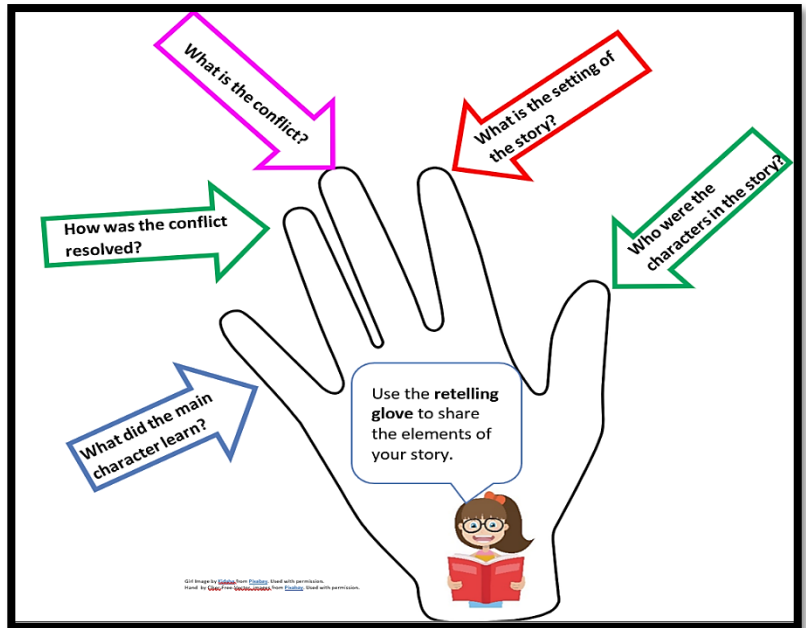


Monday – 30 minutes

Activity / Task

Retelling Glove

- Choose a fiction book to read.
- Today you will retell the story using elements from the text.
- You may trace your hand on paper and leave enough space on each finger to include details about the **main character, setting, conflict, resolution** and **lesson learned**.
- Use the sample to the right to know where to write the details about each element on your retelling glove.
- Use the space below to retell your text in complete sentences.



Resources



Imagine Language and Literacy
www.houstonisd.org/hub



MyOn
www.myon.com

- [Houston Public Library KIDS Reading Lists](#)
- 2nd Grade English HFW List
<https://tinyurl.com/2nd-Eng-HFW-List>
- 2nd Grade English HFW Cards
[Grade 2 HFW Cards](#)

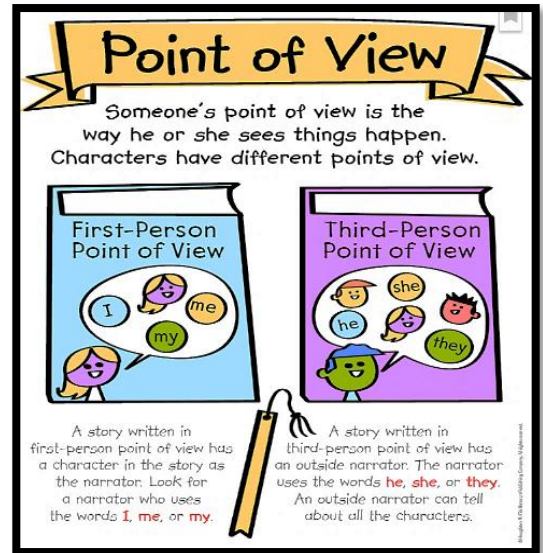


Tuesday – 30 minutes

Activity / Task

Who's Telling the Story

- Today you will understand how to know who is telling the story.
- If the character telling the story is in the selection, it is written in **first person**.
- If an outside character is sharing the story, it is written in **third person**.
- Use the chart to the right to understand how to use and pronouns to help us determine if the text is **first person** or **third person**.
- Read the text below and circle the clues that support the **point of view**.
- Ask yourself:
 - What clues tell me if this is first person?
 - What clues tell me if this is third person?



First or Third Person

***The Elves and the Shoemaker*
from HMM**

Long ago, there was a kind shoemaker. He worked hard but did not make much money. One night, he went to bed feeling worried. He only had enough material to make one more pair of shoes. He would need to sell them for a good price.

The next morning, the shoemaker was amazed. In his workshop, he found the prettiest shoes he had ever seen! He sold them for a very good price. With the money, he bought material to make two more pairs of shoes.

The shoemaker felt grateful. He felt curious, too. Who was his mystery helper?

Evidence	First or Third Person Point of View
<ul style="list-style-type: none"> • This evidence connects with... 	<ul style="list-style-type: none"> • I can tell that this is (first person/third person) because...

Resources



Imagine Language and Literacy
www.houstonisd.org/hub



MyOn
www.myon.com

- [Houston Public Library KIDS Reading Lists](#)
- 2nd Grade English HFW List
<https://tinyurl.com/2nd-Eng-HFW-List>
- 2nd Grade English HFW Cards
[Grade 2 HFW Cards](#)



Wednesday – 30 minutes

Activity / Task

LOOK at the picture below.



Girl Image by [Kunklin](#) from [Pixabay](#). Used with permission.



THINK about how important it is to help others.

WRITE about a time when you helped a friend in need.

Be sure to —

- write about a personal experience
- organize your writing
- develop your ideas in detail
- choose your words carefully
- use correct spelling, capitalization, punctuation, grammar, and sentences

Resources



Imagine Language and Literacy

www.houstonisd.org/hub



MyOn

www.myon.com

- [Houston Public Library KIDS Reading Lists](#)
- 2nd Grade English HFW List
<https://tinyurl.com/2nd-Eng-HFW-List>
- 2nd Grade English HFW Cards
[Grade 2 HFW Cards](#)

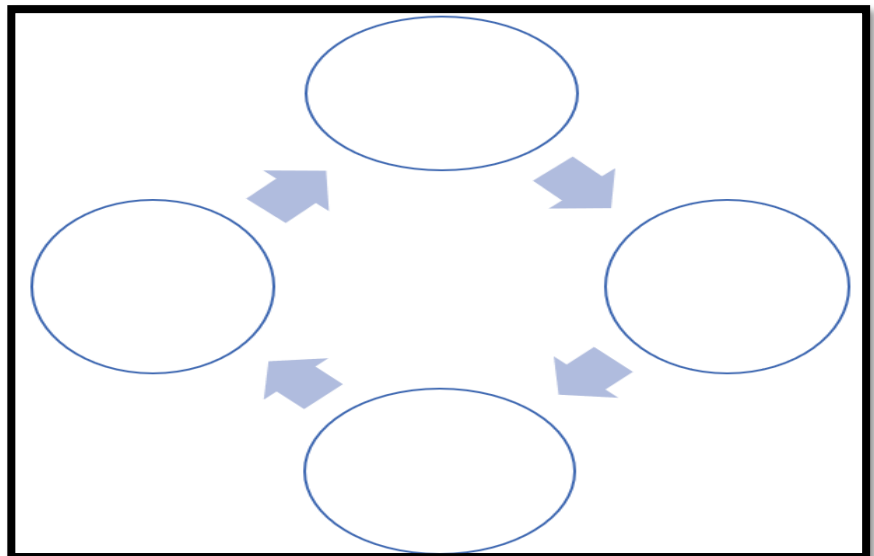
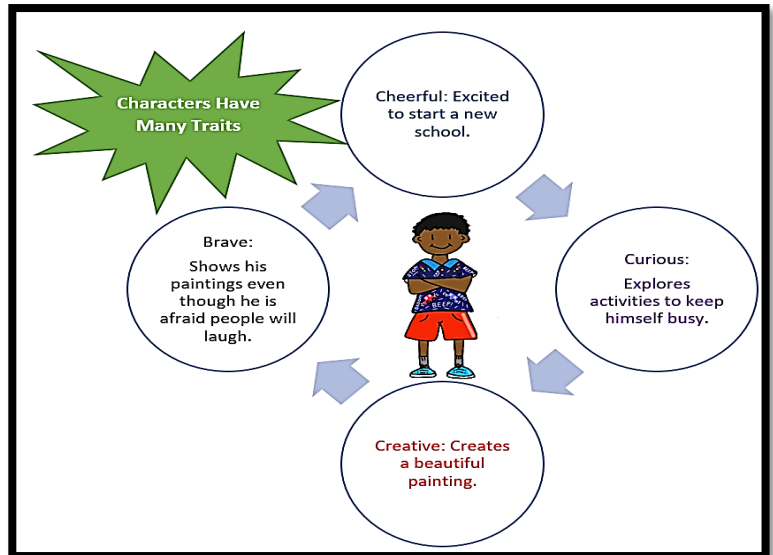


Thursday – 30 minutes

Activity / Task

Characters Have Many Traits

- Characters often change many times throughout a text.
- Today we will use a bubble map to track how the character changes and find evidence to support the change.
- As you are reading your own text today, ask yourself:
 - *What trait is the character showing?*
 - *What evidence supports that trait?*
- Use the map below to:
 - *Draw a picture of your main character in the center of the map.*
 - *Identify traits the main character shows throughout the text.*
 - *Share evidence from the text to support the trait.*



Resources



Imagine Language and Literacy
www.houstonisd.org/hub



MyOn
www.myon.com

- [Houston Public Library KIDS Reading Lists](#)
- 2nd Grade English HFW List
<https://tinyurl.com/2nd-Eng-HFW-List>
- 2nd Grade English HFW Cards
[Grade 2 HFW Cards](#)

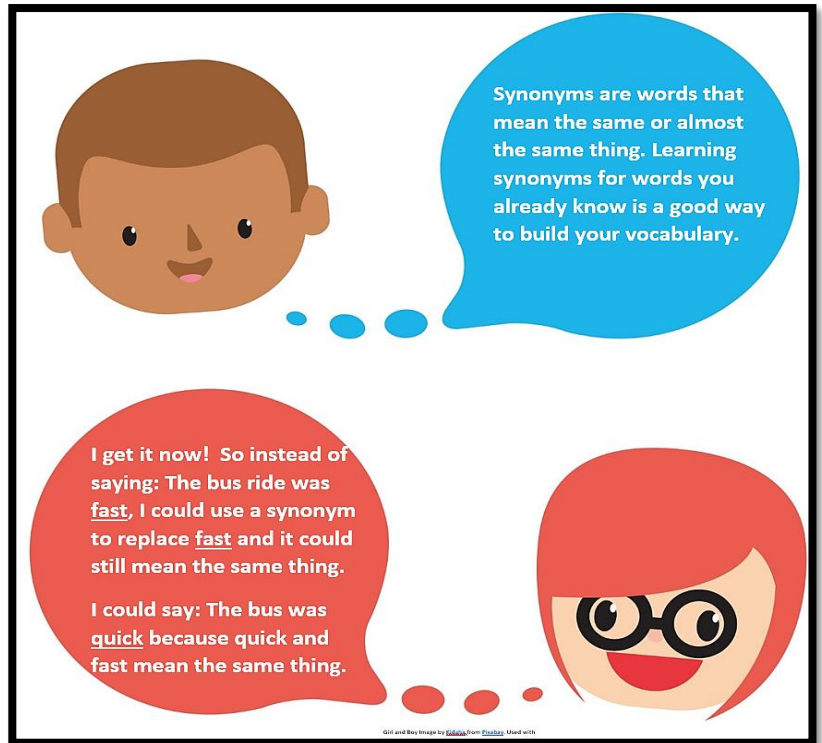


Friday – 30 minutes

Activity / Task

Synonyms

- Today you will understand and use **synonyms**, or words that mean about the same thing.
- Read the tip on the right to understand how to correctly find **synonyms** for words in your text.
- Ask yourself:
 - What does the underlined word mean?
 - Which word means the same or almost the same?
- Use the examples below to replace the underlined word with a synonym.



Sentence	Underlined word meaning	Synonym
Grapes are <u>tasty</u> .	Tasty means something that is good to eat.	Grapes are <u>yummy</u> .
A large <u>number</u> of apples were in the basket.		
I watched the <u>pretty</u> sunset from the sandy beach.		
Julie was always <u>scared</u> to touch beetles.		

Resources



Imagine Language and Literacy
www.houstonisd.org/hub



MyOn
www.myon.com

- [Houston Public Library KIDS Reading Lists](#)
- 2nd Grade English HFW List
<https://tinyurl.com/2nd-Eng-HFW-List>
- 2nd Grade English HFW Cards
[Grade 2 HFW Cards](#)