




## Monday – 20 minutes

Activity / Task	<p><b>Rules</b></p> <p>Over time, people have formed communities for many reasons. But to really feel safe people who live in communities must have rules, or laws. Without rules and order there could be chaos, a lot of confusion.</p>  <p><i>Permission from Studies Weekly</i></p> <div style="border: 1px solid black; padding: 10px; margin: 10px 0;"> <ol style="list-style-type: none"> <li>1. Draw a picture of your favorite superhero.</li> </ol>  <p><i>Source: Pixabay</i></p> <ol style="list-style-type: none"> <li>2. Write about how they follow rules and keep the community safe.</li> </ol> </div>
Resources	<ul style="list-style-type: none"> <li>• notebook paper, copy paper, crayons</li> <li>• <a href="#">How Students Login</a> to Studies Weekly </li> <li>• Studies Weekly Week 14 and Studies Weekly Week 16</li> </ul>

## Tuesday – 20 minutes

### Activity / Task

### Rules at School

There are rules at school.  
Rules help you behave in the class and hallways.  
Rules help make schools a better place to learn.



Permission from Studies Weekly

Write 3 examples of times you followed the rules at school and 3 times when you didn't.

#### Follow Rules



#### Not Following Rules



- 1.
- 2.
- 3.

- 1.
- 2.
- 3.



Source: HISD Curriculum

### Resources

- notebook paper, copy paper, crayons
- [How Students Login](#) to Studies Weekly
- Studies Weekly Week 14 and Studies Weekly Week 16



## Wednesday – 20 minutes

<p>Activity / Task</p>	<p><b>Rules at Home</b></p> <p>We must follow rules at home. It may be chores you have to do before you play outside or asking for permission. These rules help your parents keep order.</p> <p><i>Permission from Studies Weekly</i></p> <div data-bbox="342 560 1377 928">  <ol style="list-style-type: none"> <li>1. Create a commercial about why following rules at home are important.</li> <li>2. Record yourself or have a family member record you on their cell phone.</li> <li>3. Play it for your parents and discuss it.</li> </ol> </div>
<p>Resources</p>	<ul style="list-style-type: none"> <li>• notebook paper, copy paper, crayons, cell phone</li> <li>• <a href="#">How Students Login</a> to Studies Weekly </li> <li>• <b>Studies Weekly Week 14 and Studies Weekly Week 16</b></li> </ul>



Source: Pixabay

## Thursday – 20 minutes

### Activity / Task


### Rules Review

1. Look at the rules below.
2. Decide if it is a rule to follow at school or home.
3. Sort the rules and draw a line to the correct heading.
4. Add 2 more rules of your own.

Walk in quiet straight lines in the hallway	Wash Your hands before dinner	Make your bed before you leave home in the morning	
HOME RULES		SCHOOL RULES	
Don't talk when the teacher is talking	Finish homework before watching TV	Be kind to your classmates	

*Permission from Studies Weekly*

### Resources

- notebook paper, pencil
- [How Students Login](#) to Studies Weekly 
- Studies Weekly Week 14 and Studies Weekly Week 16

## Friday – 20 minutes

### Activity / Task

### Community Helpers

Communities provide many services for citizens.  
Some of the most important services are those that keep people safe.  
These services are paid for with tax dollars which help keep order.



Source: Pixabay

1. Think about community helpers.



2. Complete the sentence in the box about that community helper.

The most important thing the police department does is -



The most important thing the fire department does is -



Source: Pixabay

The most important thing paramedics do is -



Source: Pixabay

The most important thing school crossing guards do is -



Permission from Studies Weekly

### Resources

- notebook paper, pencil, crayons
- [How Students Login](#) to Studies Weekly





## Tuesday – 20 minutes

Activity / Task

**A Fiesta of Cultures**



Permission from Studies Weekly

**See:** What do you see in the picture?

**Think:** How is the picture alike or different than your culture.

**Wonder:** I wonder what cultures are represented?



**See**

**Think**



**Wonder**



Resources

- notebook paper, pencil
- [How Students Login](#) to Studies Weekly
- Studies Weekly Week 24






## Wednesday – 20 minutes

### Activity / Task

### Sharing Culture through Stories and Poems

Stories and poems are ways writers share their cultural heritage with people.  
Writers use words to describe the world in special ways.  
Four writers who did that are Larry McCurtry, Maya Angelou, Tommie dePaola, and Mark Twain.



Permission from Studies Weekly

1. Brainstorm words about your family's culture with a family member.
2. Create a wordle using the words (see example)

African-American  
pet  
American  
Soul  
Parades  
Southerner  
Foodowner  
educator  
Crawfish  
mother  
HOWARD  
MardiGras  
Louisiana  
Native  
cook

Source: HISD Curriculum



### Resources

- notebook paper, pencil
- [How Students Login](#) to Studies Weekly
- [Studies Weekly Week 25](#)





## Thursday – 20 minutes

Activity / Task	<p><b>Have a Debate</b></p> <div data-bbox="354 436 1029 688"> <ol style="list-style-type: none"> <li>1. Think of 2 ways to stop the spread of Covid-19 (continue to stay at home, find a cure, social distancing, etc.)</li> <li>2. Have a debate with a family member to explain your point of view.</li> </ol> </div> <div data-bbox="1029 436 1484 688">  </div> <p>Source: Pixabay</p>
Resources	<ul style="list-style-type: none"> <li>• notebook paper, pencil</li> <li>• <a href="#">How Students Login</a> to Studies Weekly</li> <li>• <b>Studies Weekly Week 25</b></li> </ul> <div data-bbox="938 814 1057 863">  </div>

## Friday – 20 minutes

### Activity / Task

### Art Scavenger Hunt

Art helps us learn about how people of a community lived.  
Music, drawings, paintings, photographs, and sculptures are types of art



1. Look around your house.
2. Find three things (pictures, sculptures, paintings) that could be placed in a museum for people in the future to study.
3. Draw a picture of that item.
4. Explain why people in the future might be interested in the object.
5. Explain what it tells about your culture.



### Resources

- notebook paper, pencil, crayons
- [How Students Login to Studies Weekly](#)
- **Studies Weekly Week 26**

