


Monday – 20 minutes

Activity / Task



Permission from Studies Weekly

Look closely at the image on the left. Complete the questions below.

SEE: What do you see in this image?

THINK: What does this image make you think about?

WONDER: What questions do you have about this image?

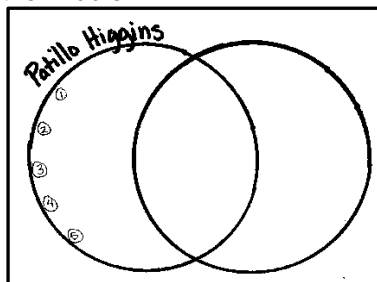
Resources

Notebook paper, pencil

Tuesday – 20 minutes

Activity / Task

Read or listen to “Patillo Higgins: A Man with a Dream” in Week 27 of Texas Studies Weekly. Create a Venn diagram, and write down 5 things you learned about Patillo Higgins on the left side. Write 5 things about you on the right side. Do you share anything in common with Patillo Higgins? Write these ideas in the middle.



Source: HISD Curriculum

American Character

Patillo Higgins: A Man With a Dream

Patillo Higgins had a dream. He wanted to be rich and successful. But he had a lot of work ahead of him. As a young boy, Higgins often found himself in trouble. He even wounded, and later lost, his arm when he got in trouble with some other boys and was shot by the sheriff. But Higgins quickly changed his ways. He studied geology, drafting and engineering all on his own. He worked in the timber, real estate and brick-making industries.

In 1901, Higgins believed he could find oil and gas under Spindletop Hill in Beaumont, Texas. Higgins and other investors started drilling. At first they did not find oil, but Higgins did not give up. With the help of Captain Anthony F. Lucas, he finally succeeded. Patillo Higgins struck oil and landed himself in history as the man responsible for the beginning of the oil boom in Texas.

Permission from Studies Weekly

Resources


Notebook paper or copy paper, pencil, Texas Studies Weekly: Week 27

[How Students Login to Studies Weekly](#)



Wednesday – 20 minutes

Activity / Task



Permission from Studies Weekly

Texas produces more oil than any other state in the U.S. Think about the ways the oil industry impacts our lives in Houston. Talk with someone at home about the ways we use oil in our city. Why is oil an important industry in Houston?

Resources

Notebook paper or copy paper, pencil, colored pencils/markers/crayons (optional)

Thursday – 20 minutes

Activity / Task



Permission from Studies Weekly

Imagine you were one of the people who discovered oil at Spindletop. Write a journal entry about what your life might have been like at that time.

Resources

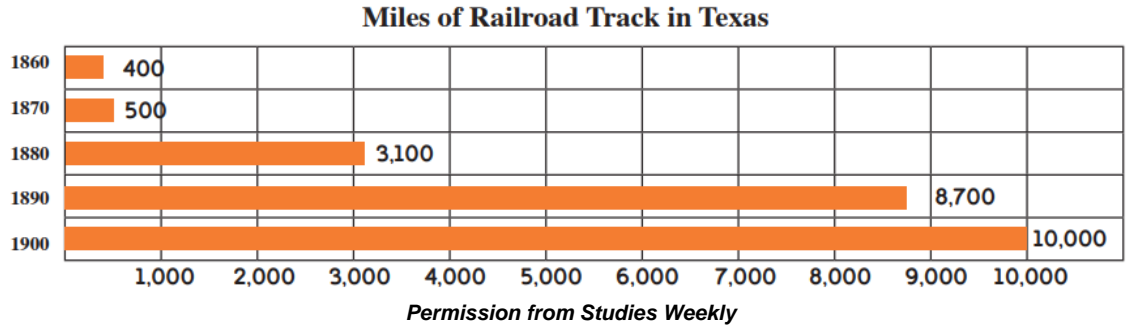
Notebook or copy paper, graphic organizer, pencil, Studies Weekly Week 27

[How Students Login](#) to Studies Weekly



Friday – 20 minutes

Activity / Task

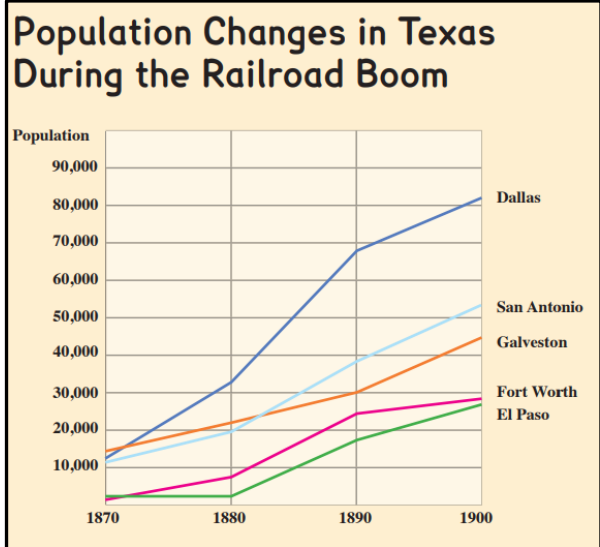


The table above shows the miles of railroad track in Texas between 1860-1900. Based on the chart and your background knowledge of history, which conclusions can you make about life in Texas at this time? *Think about changes in technology, transportation, population, and cities.*

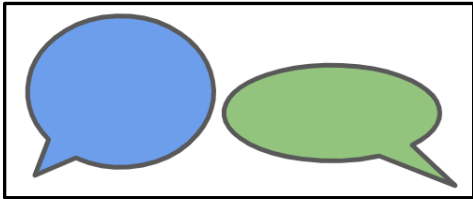
Resources

Notebook or copy paper, pencil


Monday – 20 minutes

<p>Activity / Task</p>	<p>Look back at the conclusions you made last week. Does this population graph help you decide if your conclusions were correct or incorrect?</p> <p>What information were you correct about?</p> <p>What information would you change based on this new information?</p>	 <p style="text-align: center;"><i>Permission from Studies Weekly</i></p>
<p>Resources</p>	<p>Notebook paper, pencil</p>	



Tuesday – 20 minutes

<p>Activity / Task</p>	 <p style="text-align: center;"><i>Source: HISD Curriculum</i></p>	<p>Today, you will complete an oral interview. Interview someone from a previous generation about what life was like when they were your age. You may interview someone in your home or over the phone. Think about what questions you would like to ask before starting.</p>
<p>Resources</p>	<p>Notebook paper or copy paper, pencil, colored pencils/markers/crayons (optional)</p>	

Wednesday – 20 minutes

<p>Activity / Task</p>	<p>Use the information from your oral interview to create a short essay, poster, or other creative product about the person you interviewed.</p>	 <p style="text-align: center;"><i>Source: HISD Curriculum</i></p>
<p>Resources</p>	<p>Notebook paper or copy paper, pencil, colored pencils/markers/crayons (optional)</p>	

Thursday – 20 minutes

<p>Activity / Task</p>	<p>Read or listen to “A Changing Texas, A Changing World” in Week 28 of Texas Studies Weekly. Write down or highlight any dates or numbers you find in the article.</p>	 <p>Permission from Studies Weekly</p>
<p>Resources</p>	<p>Notebook paper, pencil, Texas Studies Weekly: Week 28</p> <p>How Students Login to Studies Weekly</p> 	

Friday – 20 minutes

<p>Activity / Task</p>	<p>Using the timeline below, write 3 observations and 2 questions you have about the information presented.</p> <div data-bbox="516 1087 1334 1642" data-label="Figure"> <table border="1"> <tr> <td>1901 Oil discovered at Spindletop</td> <td>1917 United States enters World War I</td> <td>1918 World War I ends</td> <td>1920 Business boom in the United States</td> <td>1928 Automobile industry in Texas at a high</td> </tr> <tr> <td>1929 Stock Market crash and Great Depression begins</td> <td>1933 President Roosevelt creates the New Deal</td> <td>1941 The United States enters World War II</td> <td>1945 World War II ends</td> <td></td> </tr> </table> <p>Permission from Studies Weekly</p> </div>		1901 Oil discovered at Spindletop	1917 United States enters World War I	1918 World War I ends	1920 Business boom in the United States	1928 Automobile industry in Texas at a high	1929 Stock Market crash and Great Depression begins	1933 President Roosevelt creates the New Deal	1941 The United States enters World War II	1945 World War II ends	
1901 Oil discovered at Spindletop	1917 United States enters World War I	1918 World War I ends	1920 Business boom in the United States	1928 Automobile industry in Texas at a high								
1929 Stock Market crash and Great Depression begins	1933 President Roosevelt creates the New Deal	1941 The United States enters World War II	1945 World War II ends									
<p>Resources</p>	<p>Pencil, paper, Texas Studies Weekly: Week 28</p>											