

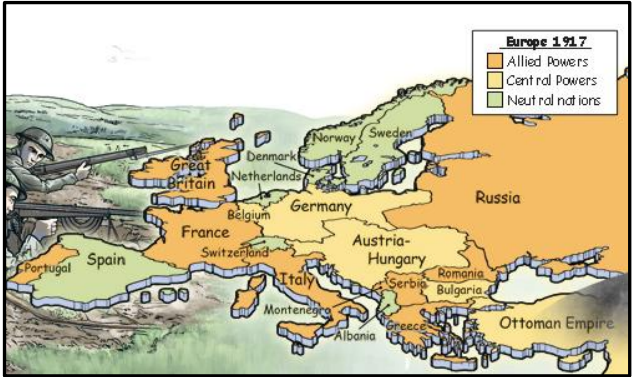





Monday – April 27 – 20 minutes

<p>Activity / Task</p>	 <p>In 1917, a war for power over Europe was taking place. President Woodrow Wilson tried to keep the United States uninvolved, but by April 2, 1917, the country declared war against the Central Powers and joined the Allied Powers.</p> <p>In November 1918, the countries involved tried to come to an agreement, and discussed the issues at the Paris Peace Conference for 6 months. After years of war and many lives lost, the Treaty of Versailles was signed in June of 1919, and World War I ended.</p> <p>Think about the steps to resolving conflict. What are some important skills you need to safely and respectfully end a conflict?</p> <p><i>Permission from Studies Weekly</i></p>
<p>Resources</p>	<p>paper, pencil, Studies Weekly: Week 23</p>  <p>For more information, read “<i>The United States Rises to a World Power</i>” in Week 23 of USA Studies Weekly.</p>



Tuesday – April 28 – 20 minutes

<p>Activity / Task</p>	<p>The map on the right shows European countries alliances during World War I in 1917.</p> <p>What observations can you make about the map of 1917 Europe?</p> <p><i>(Example: Spain had Allied Powers on both sides but was neutral.)</i></p>  <p><i>Permission from Studies Weekly</i></p>
<p>Resources</p>	<p>paper, pencil, USA Studies Weekly: Week 23</p>  <p>For more information, read “<i>The United States Rises to a World Power</i>” in Week 23 of USA Studies Weekly.</p>


Wednesday – April 29 – 20 minutes

<p>Activity / Task</p>	 <p><i>Permission from Studies Weekly</i></p>	<p>Look closely at the image on the left.</p> <ul style="list-style-type: none"> • SEE: What do you see in this image? • THINK: What does this image make you think about? • WONDER: What questions do you have about this image?
<p>Resources</p>	<p>paper, pencil</p>  <p>For more information, read “Susan B. Anthony – Women’s Rights Leader” in Week 22 of USA Studies Weekly.</p>	

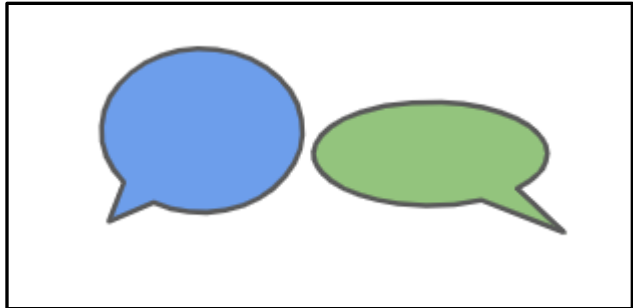
Thursday – April 30 – 20 minutes

<p>Activity / Task</p>	 <p><i>Permission from Studies Weekly</i></p>	<p>The 1920s were a booming time for the economy and citizens of the United States. New ideas, technology, and styles were just some of the changes taking place. People refer to this time in the U.S. as “The Roaring ‘20s”.</p> <p>Jazz was a very popular music genre during this time period. Do you listen to jazz music today? Write about your favorite genre of music.</p>
<p>Resources</p>	<p>paper, pencil</p>  <p>For more information, read “Boom to Bust: The Roaring ‘20s to the Great Depression” in Week 23 and “It’s All About That Jazz: New Orleans and the Creation of American Jazz” in Week 22 of USA Studies Weekly.</p>	


Friday – May 1 – 20 minutes

<p>Activity / Task</p>	<p>Jazz, poetry, and other art forms were an important part of the 1920s and our modern time. Art gives people an outlet to share their thoughts and feelings, as well as to connect with others. Artists often write, paint, or compose about the things that are happening around them.</p> <p>Create a piece of artwork (a song, poem, story, painting, drawing, etc.) that represents your connection to the world around you.</p>	 <p><i>Permission from Studies Weekly</i></p>
<p>Resources</p>	<p>paper, pencil</p> <p>optional: paint, music, crayons, markers, colored pencils,</p>	


Monday – May 4 – 20 minutes

<p>Activity / Task</p>	<p>Share the piece of art that you created on Friday with someone in your house and discuss it.</p> <p>Discussion questions:</p> <ul style="list-style-type: none"> • Why did you choose the medium (type) of art that you created? • What meaning did they take from your art? • What meaning did you want them to take away? 	 <p style="text-align: center;">Source: HISD Curriculum</p>
<p>Resources</p>	<p>piece of art</p>	


Tuesday – May 5 – 20 minutes

<p>Activity / Task</p>	<p>Following a time of great economic success in the U.S., the stock market crashed, and many businesses shut down, causing people to lose their jobs and homes. This time period (1929-1939) is called The Great Depression.</p> <p>Adding to problems in the United States was a drought that caused huge dust storms in the Great Plains and brought a halt to what little agricultural activity there was. The affected area came to be called the Dust Bowl.</p>
<p>Resources</p>	<p>paper, pencil, USA Studies Weekly: Week 23</p>  <p>For more information, read “<i>Boom to Bust: The Roaring ‘20s to the Great Depression</i>” and “<i>Migrant Farm Workers in the Great Depression</i>” in Week 23 of USA Studies Weekly.</p>


Wednesday – May 6 – 20 minutes

<p>Activity / Task</p>	<p>During the Great Depression, jobs were scarce. Many people living in rural areas moved to cities hoping to find work.</p> <p>Complete the graphic organizer to define the word scarce.</p>	<table border="1"> <tr> <td data-bbox="943 1381 1216 1482"> <p>Word: scarce</p> </td> <td data-bbox="1216 1381 1485 1482"> <p>Picture</p> </td> </tr> <tr> <td data-bbox="943 1482 1216 1583"> <p>Definition in my own words</p> </td> <td data-bbox="1216 1482 1485 1583"> <p>Sentence using the word</p> </td> </tr> </table> <p style="text-align: center;">Source: HISD Curriculum</p>	<p>Word: scarce</p>	<p>Picture</p>	<p>Definition in my own words</p>	<p>Sentence using the word</p>
<p>Word: scarce</p>	<p>Picture</p>					
<p>Definition in my own words</p>	<p>Sentence using the word</p>					
<p>Resources</p>	<p>paper, pencil, USA Studies Weekly: Week 23</p>  <p>For more information, read “<i>Boom to Bust: The Roaring ‘20s to the Great Depression</i>” in Week 23 of USA Studies Weekly.</p>					

Thursday – May 7 – 20 minutes

Activity / Task	<p>During the Great Depression, Franklin D. Roosevelt was elected as the 32nd president of the United States. He was determined to put programs in place to help support the people of the United States during a difficult time. These programs were part of what is called the New Deal. Some of his programs failed, but some were successful and still exist today.</p> <p>What are some ways people, communities, and governments can support each other during difficult times?</p>
Resources	<p>paper, pencil</p> 

Friday – May 8 – 20 minutes

Activity / Task	<p>Reflect & Relate: Think about what you have learned in this cycle. Write a short reflection on some of the things you have learned and what personal connections you have made to them.</p>  <p><i>Source: HISD Curriculum</i></p>
Resources	<p>paper, pencil</p> 