







## Monday – 30 minutes



Activity / Task

### Characters Motivations

1. Read or listen to a story. (Use the same book during this week)
2. Identify the characters and the setting. Then, think about the character's motivations.

-  Where did the story take place?
-  *The story took place ...*
-  What can you say about the character ...?
-  *I think the character ...*
-  Yes, but why ...? How do you know?
-  *Maybe because ...*

3. **Reread** the story or **Read on** to support your answers.
4. Draw and label the pictures to explain. You may use the following chart.

The character _____. (Tell what the character did)	The character ____ because _____.	I know this because I had to ____ to find evidence on page ____.	
		<b>Reread</b> 	<b>Read on</b> 

Resources

  
by Renaissance®  
[www.myon.com](http://www.myon.com)



Imagine Language and Literacy [www.houstonisd.org/hub](http://www.houstonisd.org/hub)







- [Houston Public Library KIDS Reading Lists](#)



**Tuesday – 30 minutes**

Activity / Task

**Identify the Problem and Resolution**

1. Reread or listen to the previous story.
2. Identify the problem in the story.
  -  What happened at the **beginning** of the story?
  -  *In the **beginning** ...*
  -  What happened **next**?
  -  ***Then**...*
  -  What happened at the **end**?
  -  *In the **end**...*
3. Draw and label the pictures to retell the story.
4. Then select the events that show the **problem** and the **resolution**.
5. You may use the following organizer to record your answers.

EVENTS		
In the beginning	The problem was ...	In the end ...

Resources

  
by Renaissance®  
[www.myon.com](http://www.myon.com)



Imagine Language and Literacy [www.houstonisd.org/hub](http://www.houstonisd.org/hub)

- [Houston Public Library KIDS Reading Lists](#)



## Wednesday – 30 minutes



Activity / Task

**Theme**

1. Reread or listen to the previous story.
2. Use the chart made the day before to retell the events.

EVENTS		
In the beginning	The problem was ...	In the end ...

3. Find the theme of the story by answering the following questions:

-  What did the main character learn?
-  *The main character learned ...*

### Theme

The **theme** is the **message** or **lesson** in a story.

To find the **theme**, ask

- What did the main character learn?
- What does the author want me to learn?

Common Themes



Be brave!



Be kind to others.



It's ok to be different!



Do your best.



Work together.



Always tell the truth.



Never give up!



Do the right thing.

Created by HISD Curriculum Department

Resources

  
by Renaissance®  
[www.myon.com](http://www.myon.com)
































Imagine Language and Literacy [www.houstonisd.org/hub](http://www.houstonisd.org/hub)




- [Houston Public Library KIDS Reading Lists](#)



**Thursday – 30 minutes**

<p>Activity / Task</p>	<p><b>Making Connections</b></p> <ol style="list-style-type: none"> <li>Reread or listen to the previous story.</li> <li>Answer the following questions to make connections.</li> </ol> <table border="1" data-bbox="367 520 1479 1052"> <tr> <td data-bbox="367 520 727 682"> <p><b>Personal connections</b></p>  </td> <td data-bbox="727 520 1479 682"> <p> What does this remind me of in my life?</p> <p> <i>This part reminds me of ...</i></p> </td> </tr> <tr> <td data-bbox="367 682 727 865"> <p><b>Text connections</b></p>  </td> <td data-bbox="727 682 1479 865"> <p> What does this remind me of in another book I've read?</p> <p> <i>This part reminds me of (another text) because ...</i></p> </td> </tr> <tr> <td data-bbox="367 865 727 1052"> <p><b>World connections</b></p>  </td> <td data-bbox="727 865 1479 1052"> <p> What does this remind me of in the real world?</p> <p> <i>This part reminds me of ...</i></p> </td> </tr> </table> <ol style="list-style-type: none"> <li>Draw your connections on a piece of paper or your notebook.</li> </ol>	<p><b>Personal connections</b></p> 	<p> What does this remind me of in my life?</p> <p> <i>This part reminds me of ...</i></p>	<p><b>Text connections</b></p> 	<p> What does this remind me of in another book I've read?</p> <p> <i>This part reminds me of (another text) because ...</i></p>	<p><b>World connections</b></p> 	<p> What does this remind me of in the real world?</p> <p> <i>This part reminds me of ...</i></p>
<p><b>Personal connections</b></p> 	<p> What does this remind me of in my life?</p> <p> <i>This part reminds me of ...</i></p>						
<p><b>Text connections</b></p> 	<p> What does this remind me of in another book I've read?</p> <p> <i>This part reminds me of (another text) because ...</i></p>						
<p><b>World connections</b></p> 	<p> What does this remind me of in the real world?</p> <p> <i>This part reminds me of ...</i></p>						
<p>Resources</p>	<div style="display: flex; justify-content: space-around; align-items: center;"> <div data-bbox="349 1192 539 1304">  <p>by Renaissance® <a href="http://www.myon.com">www.myon.com</a></p> </div> <div data-bbox="792 1192 1463 1304">  <p>Imagine Language and Literacy <a href="http://www.houstonisd.org/hub">www.houstonisd.org/hub</a></p> </div> </div> <ul style="list-style-type: none"> <li><a href="#">Houston Public Library KIDS Reading Lists</a></li> </ul>						

**Friday – 30 minutes**



<p>Activity / Task</p>	<p><b>Vocabulary: Characters' Actions</b></p> <ol style="list-style-type: none"> <li>Reread or listen to the previous story.</li> <li>Draw the characters of the story.</li> <li>Write a word to explain the characters' actions.</li> </ol> <table border="1" data-bbox="367 556 1456 774"> <tr> <td>Character</td> <td>Character</td> <td>Character</td> <td>Character</td> </tr> <tr> <td>Action: _____</td> <td>Action: _____</td> <td>Action: _____</td> <td>Action: _____</td> </tr> </table> <ol style="list-style-type: none"> <li>Explain the characters' actions by saying complete sentences.</li> </ol> <p> <i>Tony runs at the park.</i></p>	Character	Character	Character	Character	Action: _____	Action: _____	Action: _____	Action: _____
Character	Character	Character	Character						
Action: _____	Action: _____	Action: _____	Action: _____						
<p>Resources</p>	<div style="display: flex; justify-content: space-around; align-items: center;"> <div data-bbox="349 989 539 1098">  <p>by Renaissance® <a href="http://www.myon.com">www.myon.com</a></p> </div> <div data-bbox="792 989 1463 1098">  <p>Imagine Language and Literacy <a href="http://www.houstonisd.org/hub">www.houstonisd.org/hub</a></p> </div> </div> <ul style="list-style-type: none"> <li><a href="#">Houston Public Library KIDS Reading Lists</a></li> <li><a href="#">TPRI Intervention Guide</a> (Picture cards: <b>Phonemic Awareness Activities</b> - Initial Sounds Pictures PA-35, 36, 37)</li> <li>Magazines or newspaper</li> </ul>								



## Monday – 30 minutes

Activity / Task



### Getting Information


1. Read or listen to an informational text. (Use the same book during this week)
2. Read the title and observe the illustrations.
3. Select a page and discuss the headings and illustrations with an adult.

-  Look at the headings on this page.  
What is the book about?
-  *The book is about ...*

-  Look at illustrations on this page. How are the headings and the illustrations related?
-  *The headings and the illustrations are related ...*

4. Read the whole page. Then, draw and share the information learned with someone at home.

<p>Draw</p> 	<p>Share</p> <p> <i>I learned ...</i></p>
--	---



Resources

**myON**  
by Renaissance®  
[www.myon.com](http://www.myon.com)



Imagine Language and Literacy [www.houstonisd.org/hub](http://www.houstonisd.org/hub)

- [Houston Public Library KIDS Reading Lists](#)
- [TPRI Intervention Guide](#) (Picture cards: **Phonemic Awareness Activities** - Initial Sounds Pictures PA-35, 36, 37)
- Magazines or newspaper













**Tuesday – 30 minutes**

<p>Activity / Task</p>	<p><b>Sequence the Information</b></p> <ol style="list-style-type: none"> <li>Reread or listen to the previous informational text.</li> <li>Review the content with an adult.             <ul style="list-style-type: none"> <li><b>?</b> What information was shared by the author at the <b>beginning</b> of the text?</li> <li><b>✓</b> At the <b>beginning</b> of the text, the author shared ...</li> <li><b>?</b> What information was shared <b>next</b>? <b>Then</b> the author shared ...</li> </ul> </li> <li>Use the following chart to retell the information read.</li> </ol> <div data-bbox="380 823 1468 1100" style="border: 1px solid black; padding: 5px;"> <p>Draw and label the illustrations</p> </div>
<p>Resources</p>	<div style="display: flex; justify-content: space-around; align-items: center;"> <div data-bbox="349 1165 544 1281"> <p>by Renaissance® <a href="http://www.myon.com">www.myon.com</a></p> </div> <div data-bbox="787 1165 1469 1281"> <p>Imagine Language and Literacy <a href="http://www.houstonisd.org/hub">www.houstonisd.org/hub</a></p> </div> </div> <ul style="list-style-type: none"> <li><a href="#">Houston Public Library KIDS Reading Lists</a></li> <li><a href="#">TPRI Intervention Guide</a> (Picture cards: <b>Phonemic Awareness Activities</b> - Initial Sounds Pictures PA-35, 36, 37)</li> <li>Magazines or newspaper</li> </ul>





HMH image used with permission


## Wednesday – 30 minutes

<p>Activity / Task</p>	<p><b>Central idea</b></p> <ol style="list-style-type: none"> <li>Reread or listen to the previous informational text.</li> <li>Use the chart made on Tuesday and review the information by retelling each part of the text.             <p> Look at this part of the text. What did you learn?</p> <div style="display: flex; justify-content: space-around; align-items: center;">     </div> <p> <i>I learned ...</i></p> <p> Based on the information learned, what is the <b>central idea</b> of the text?</p> <p> <i>The <b>central idea</b> is ...</i></p> </li> <li>Write or dictate the main idea to someone at home.</li> </ol>
<p>Resources</p>	<div style="display: flex; justify-content: space-between; align-items: center;"> <div data-bbox="349 1087 539 1201">  <p>by Renaissance® <a href="http://www.myon.com">www.myon.com</a></p> </div> <div data-bbox="792 1087 1464 1201" style="text-align: center;">  <p>Imagine Language and Literacy <a href="http://www.houstonisd.org/hub">www.houstonisd.org/hub</a></p> </div> </div> <ul style="list-style-type: none"> <li><a href="#">Houston Public Library KIDS Reading Lists</a></li> </ul>






## Thursday – 30 minutes

<p>Activity / Task</p>	<p><b>Vocabulary: Nouns and Actions</b></p> <ol style="list-style-type: none"> <li>Look at the following chart.</li> <li>Name the animals to someone at home. Then, think about all animals' <b>behaviors</b> or <b>actions</b>.</li> </ol> <p> Look at the monkey. What does the monkey do?</p> <p> <i>The monkey ... (jumps, runs, eats)</i></p> <ol style="list-style-type: none"> <li>Select another animal from the chart and continue talking about their behaviors or actions.</li> </ol>
<p>Resources</p>	<ul style="list-style-type: none"> <li><a href="#">Houston Public Library KIDS Reading Lists</a></li> <li><a href="#">TPRI Intervention Guide</a> (Picture cards: <b>Phonemic Awareness Activities</b> - Initial Sounds Pictures PA-35, 36, 37)</li> <li>Magazines or newspaper</li> </ul>



Adobe Images By: Harelin, Amocidivyo. Used with Permission

## Friday – 30 minutes

<p>Activity / Task</p>	<p><b>Writing</b></p> <ol style="list-style-type: none"> <li>Use the animal chart from the previous day, magazines, or websites to get animal pictures.</li> <li>Write a short sentence about each animal.</li> <li>Use the following chart to create your sentences.</li> </ol> <table border="1" data-bbox="355 1205 1490 1400"> <tr> <td data-bbox="355 1205 638 1400" rowspan="2">  </td> <td data-bbox="638 1205 920 1245"> <p><b>Animal</b></p> </td> <td data-bbox="920 1205 1203 1245"> <p><b>Action</b></p> </td> <td data-bbox="1203 1205 1490 1245"> <p><b>Where</b></p> </td> </tr> <tr> <td data-bbox="638 1245 920 1274"> <p><i>dog</i></p> </td> <td data-bbox="920 1245 1203 1274"> <p><i>jumps</i></p> </td> <td data-bbox="1203 1245 1490 1274"> <p><i>floor</i></p> </td> </tr> <tr> <td colspan="4" data-bbox="355 1274 1490 1400"> <p><i>The dog jumps on the floor.</i></p> </td> </tr> </table> <ol style="list-style-type: none"> <li>Read your sentences to someone at home.</li> </ol>		<p><b>Animal</b></p>	<p><b>Action</b></p>	<p><b>Where</b></p>	<p><i>dog</i></p>	<p><i>jumps</i></p>	<p><i>floor</i></p>	<p><i>The dog jumps on the floor.</i></p>			
	<p><b>Animal</b></p>		<p><b>Action</b></p>	<p><b>Where</b></p>								
	<p><i>dog</i></p>	<p><i>jumps</i></p>	<p><i>floor</i></p>									
<p><i>The dog jumps on the floor.</i></p>												
<p>Resources</p>	<ul style="list-style-type: none"> <li><a href="#">Houston Public Library KIDS Reading Lists</a></li> <li><a href="#">TPRI Intervention Guide</a> (Picture cards: <b>Phonemic Awareness Activities</b> - Initial Sounds Pictures PA-35, 36, 37)</li> <li>Magazines or newspaper</li> </ul>											