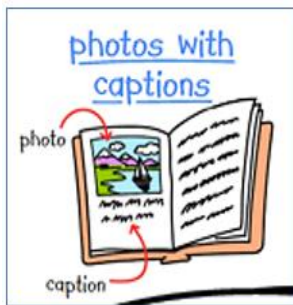



Monday – 30 minutes

Activity / Task

Text Structure

1. Read or listen to an informational text. (Use the same book during this week)
2. Read the title and observe the illustrations.
3. Select a page and discuss the words and illustrations with an adult.



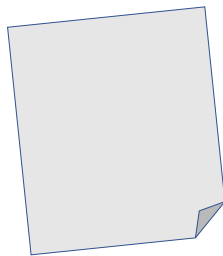
- ? Look at the illustrations from the book. What is the book about?
- *The book is about ...*
- ? Look at one illustration from the book. What **words** from the text **describe** the **illustration**?
- *The words that describe the illustration are ...*

Draw and Label

- Use the words from the text to draw a picture of what is the book about.
- Label the illustration with words from the text.

Example:

Places to live



Resources

myON
by Renaissance®
www.myon.com



Imagine Language and Literacy www.houstonisd.org/hub

- [Houston Public Library KIDS Reading Lists](#)





Tuesday – 30 minutes


Activity / Task

Retelling Information

1. Reread or listen to the previous informational text.
2. Review the content with an adult.

 What information was shared by author at the **beginning** of the text?

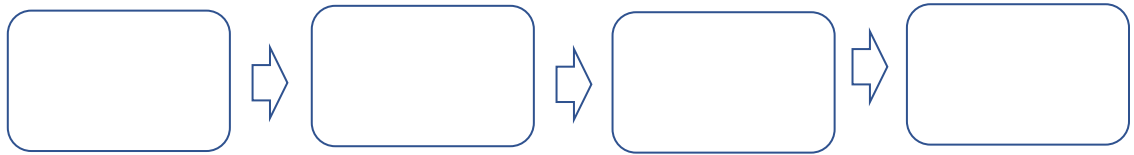
 At the **beginning** of the text, the author shared ...

 What information was shared **next**?
Then the author shared...

3. Use the following chart to retell the information read.



Draw and label the illustrations



4. Retell the information orally using your illustrations.

Resources


by Renaissance®
www.myon.com



Imagine Language and Literacy www.houstonisd.org/hub

- [Houston Public Library KIDS Reading Lists](#)







Wednesday – 30 minutes


Activity / Task

Vocabulary-Nouns

1. Look at the chart to review nouns.

Nouns			
People	Things	Places	Animals
			





2. Name the pictures.

 What word names this picture?

 This is ...

3. Use newspapers, magazines or websites to get other pictures.

Examples

			
--	--	--	--

4. Use the following chart to classify the pictures.

Nouns			
People	Things	Places	Animals

(Keep the chart for the next day.)

Resources



www.myon.com



Imagine Language and Literacy www.houstonisd.org/hub

- [Houston Public Library KIDS Reading Lists](#)
- [Starfall.com](#)
- [TPRI Intervention Guide](#)
(Picture cards: **Phonemic Awareness Activities** - Initial Sounds Pictures PA-35, 36, 37)
- Magazines or newspaper







Thursday – 30 minutes

Activity / Task

Writing Nouns

* Use the chart made the day before.

1. Review nouns by naming the pictures.

Nouns			
People	Things	Places	Animals
			

2. Select a picture.



What word names this picture?



This is ...



Could you spell that word?



3. Use sticky notes or blank paper to write the words.



What is the **initial letter** in this word?



—

c



What is the **next letter** in this word?



— —

ca



What is the **final letter** in this word?




— — —

car

Thursday – 30 minutes

4. Place the card on the following chart.

Nouns			
People	Things	Places	Animals
			

5. Continue with the other cards.

Vocabulary words: mom, children, car, boots, city, home, dog, bear.

Resources



www.myon.com



Imagine Language and Literacy www.houstonisd.org/hub

- [Houston Public Library KIDS Reading Lists](#)
- Starfall.com
- [TPRI Intervention Guide](#)
(Picture cards: **Phonemic Awareness Activities** - Initial Sounds Pictures PA-35, 36, 37)
- Magazines or newspaper

Friday

Spring Holiday

