


Monday
César Chavez Holiday

Tuesday – 20 minutes

Activity / Task	<p>Write about how important technology is and why we need laptops. Share your writing with your family.</p> <div style="text-align: center;">  <p><i>Source: Image by Pixabay</i></p> </div>
Resources	<p>Use notebook paper, a pencil, and crayons How Students Login to Studies Weekly</p>

Wednesday – 20 minutes

Activity / Task	<p>Describe how technology helps with specific tasks and meet people's needs. Use this information to draw a picture and write a story about cell phone use.</p> <div style="text-align: center;">  <p><i>Source: Image by Pixabay</i></p> </div>
Resources	<p>Use notebook paper, a pencil, and crayons How Students Login to Studies Weekly</p>

Thursday – 20 minutes

Activity / Task

Describe how your life might be different without modern technology.



Source: Image by Pixabay

Resources

Use notebook paper or construction paper, a pencil, and crayons
[How Students Login](#) to Studies Weekly

Friday – 20 minutes

Activity / Task

Create a chart on notebook paper that list at least 5 different kinds of technology and how it has benefited our society, draw a picture

Technology	Benefits
Ex. Cell Phones	Communication
1.	
2.	
3.	
4.	
5.	

Source: HISD Curriculum

Resources

Use notebook paper and a pencil
[How Students Login](#) to Studies Weekly

Monday – 20 minutes

Activity / Task

Go on a scavenger hunt in and around your home on any pictures and/or maps that may represent examples of technology and how to use it correctly.



Source: Image by Pixabay

Resources

Use notebook paper, and a pencil
[How Students Login](#) to Studies Weekly

Tuesday – 20 minutes

Activity / Task


Conclude your scavenger hunt in and around your home on any pictures and/or maps that may represent examples of technology and how to use it correctly.




Source: Image by Pixabay


Resources

Use notebook paper, a pencil, and crayons
[How Students Login](#) to Studies Weekly

Wednesday – 20 minutes	
Activity / Task	<p>Identify examples of technology used in your home and school. Draw these examples of technology on the notebook paper. If you wish you can use crayons to give some color. Share with family.</p> <div style="text-align: center;">  <p><i>Source: Image by Pixabay</i></p> </div>
Resources	<p>Use notebook paper, a pencil, and crayons How Students Login to Studies Weekly</p>

Thursday – 20 minutes	
Activity / Task	<p>Interview two family members and gather information about how each person uses their cell phone daily. Use this information to write a story about cell phone use. (Part 1)</p> <div style="text-align: center;">  <p><i>Source: Image by Pixabay</i></p> </div>
Resources	<p>Use notebook paper, a pencil, and crayons How Students Login to Studies Weekly</p>

Friday – 20 minutes

Activity / Task	<p>Using the information from the story that you created on Wednesday. On another sheet of notebook paper draw pictures of how your family members use their cell phone. (Part 2)</p> <div data-bbox="669 443 1073 905" style="border: 2px solid purple; padding: 10px; margin: 20px auto; width: fit-content;"><p>Pictures of Family Members Go Here</p></div> <p style="text-align: center;"><i>Source: HISD Curriculum</i></p>
Resources	<p>Use notebook paper, a pencil, and crayons How Students Login to Studies Weekly</p>