MEMORANDUM March 28, 2024

TO: F. Mike Miles
Superintendent of Schools

FROM: Allison Matney, Ed.D.
Executive Director, Assessment, Accountability, and Compliance

SUBJECT: **STUDENT DISCIPLINARY ACTION REPORT, 2022–2023**

CONTACT: Allison Matney, Ed.D., 713-556-6700

Attached is the Student Disciplinary Action Report for 2022–2023. The report is organized according to the coding categories used by the Texas Education Agency (TEA) and includes the number, rate, and type of violent or criminal disciplinary incidents that occurred on each campus. The data in this report is based on the PEIMS Summer Resubmission to the TEA.

Key findings include:

- In 2020–2021, disciplinary action rates were low due to the COVID-19 pandemic. In 2021–2022 and 2022–2023, the rates increased to similar levels from before the pandemic.
- In 2022–2023, students who are male, Black, received special education services, or economically disadvantaged received disciplinary actions at a disproportionately higher rate.
- In 2022–2023 for students in prekindergarten (PK) through 2nd grade, the number of total in-school suspensions was 24 and the number of total out-of-school suspensions was 12.
- In 2022–2023, 9th grade students had the largest proportion of in-school suspensions, out-of-school suspensions, referrals to DAEP, and expulsions to JJAEP compared to all other grade levels.
- In 2022–2023, among the race/ethnicity groups, Black students have the highest percentage of missed days of school due to out-of-school-suspensions. Male students, students in special education, and economically disadvantaged students also have a rate higher than the district's rate.
- According to chapter 37 of the Texas Education Code (TEC), out-of-school suspensions are not to be given to homeless students. However, in 2022–2023, 726 homeless students missed a total of 3,039 days due to out-of-school suspensions for a discretionary reason.
- According to the district's Code of Student Conduct, students with disabilities may be referred to a DAEP for up to ten school days. However, in 2022–2023, there were 281 incidents of students in special education who were referred to DAEP for longer than ten days.

Should you have any further questions, please contact Allison Matney in Research and Accountability at (713) 556-6700.

Allison E Matney AEM

Attachment

Student Disciplinary Action Report
2022–2023

Executive Summary

Program Description

This report summarizes the disciplinary action reasons and codes for the 2022–2023 school year and was produced in compliance with Texas Education Code (TEC) Chapter 39. It is organized according to the coding categories used by the Texas Education Agency (TEA) and includes a statement of the number, rate, and type of violent or criminal disciplinary incidents that occurred on each campus.

Highlights

- In 2020–2021, disciplinary action rates were low due to the COVID-19 pandemic. In 2021–2022 and 2022–2023, the rates increased to pre-pandemic levels.

- In 2022–2023, students who were male, Black, received special education services, or economically disadvantaged received disciplinary actions at disproportionately higher rates. Black students were more than twice as likely than their peers to receive a disciplinary action.

- In 2022–2023 for students in prekindergarten (PK) through 2nd grade, the number of total in-school suspensions (ISS) was 24 and the number of total out-of-school suspensions (OSS) was 12.

- In 2022–2023, 9th grade students had the largest percentage of in-school suspensions (29.2 percent), out-of-school suspensions (25.3 percent), referrals to DAEP (30.4 percent), and expulsions to JJAEP (41.9 percent).

- In 2022–2023, across racial /ethnic groups, Black students had the highest percentage of missed days of school due to out-of-school-suspensions. Male students, students receiving special education services, and economically disadvantaged students also had a rate higher than the district's rate.

- According to chapter 37 of the TEC, out-of-school suspensions are not to be given to homeless students for a discretionary discipline action reason. However, in 2022–2023, 726 homeless students missed a total of 3,039 days due to discretionary out-of-school suspensions.

- In 2022–2023, there were 281 incidents of students in special education being removed from their regular instructional settings to DAEP for more than ten days.

Introduction

This report summarizes the disciplinary action reasons and codes for the 2022–2023 school year and was produced in compliance with Texas Education Code (TEC) Chapter 39. It is organized according to the coding categories used by the Texas Education Agency (TEA) and includes a statement of the number, rate, and type of violent or criminal disciplinary incidents that occurred on each campus.

Methods

Discipline and demographic data were taken from the PEIMS Summer Resubmission files, and enrollment data were taken from the PEIMS Fall Snapshot file. In the report, duplicate counts of actions refer to the total number of incidents, not the total number of students. Unduplicated counts indicate the unduplicated number of students that committed a particular offense.

Results

Counts of Disciplinary Actions

Figure 1 shows the number of incidents by disciplinary action code for the past four years. The number of disciplinary actions in 2020–2021 were low due to the COVID-19 pandemic.

Figure 1. Counts of Incidents by Disciplinary Action Code, 2020–2021 to 2022–2023

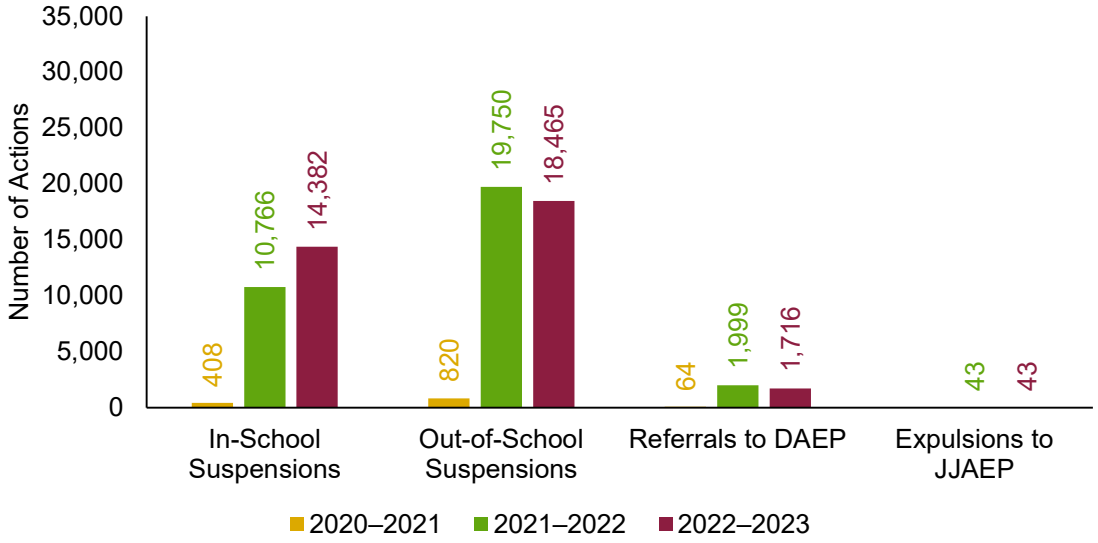

Sources: PEIMS Summer Resubmission, 2020–2021 to 2022–2023
Note: Counts less than 5 are masked.

Tables 1–4 (pp. 3–6) show the enrollment, the number and percentage of discipline incidents, and the number and percentage of students who received discipline by gender, race/ethnicity, and other demographic groups. Compared to enrollment percentages, students who are male, Black, receive special education services, or economically disadvantaged continue to receive disciplinary actions at disproportionately higher rates.

Table 1. HISD In-School Suspensions, 2020–2021 to 2022–2023

	2020–2021						2021–2022						2022–2023					
	Enrollment		Incidents		Students		Enrollment		Incidents		Students		Enrollment		Incidents		Students	
	N	%	N	%	N	%	N	%	N	%	N	%	N	%	N	%	N	%
Female	97,447	49.6	137	33.6	123	35.4	96,140	49.5	3,871	36.0	2,529	38.9	93,854	49.6	5,411	37.6	3,276	39.6
Male	99,103	50.4	271	66.4	224	64.6	98,001	50.5	6,895	64.0	3,976	61.1	95,436	50.4	8,971	62.4	5,007	60.4
American Indian	344	0.2	*	*	*	*	322	0.2	*	*	*	*	311	0.2	*	*	*	*
Asian	8,637	4.4	*	*	*	*	8,636	4.4	69	0.6	45	0.7	9,093	4.8	141	1.0	90	1.1
Black	44,045	22.4	143	35.0	121	34.9	43,085	22.2	3,881	36.0	2,290	35.2	41,019	21.7	5,364	37.3	2,905	35.1
Hispanic	121,617	61.9	239	58.6	202	58.2	120,440	62.0	6,525	60.6	3,952	60.8	117,260	61.9	8,314	57.8	4,923	59.4
Pacific Islander	137	0.1	*	*	*	*	145	0.1	*	*	*	*	143	0.1	*	*	*	*
Two or More	2,848	1.4	*	*	*	*	3,120	1.6	56	0.5	43	0.7	3,293	1.7	129	0.9	76	0.9
White	18,922	9.6	21	5.1	20	5.8	18,393	9.5	215	2.0	161	2.5	18,171	9.6	406	2.8	269	3.2
Emergent Bilingual	65,609	33.4	133	32.6	112	32.3	68,144	35.1	3,609	33.5	2,151	33.1	70,125	37.0	5,103	35.5	3,040	36.7
Special Education	16,056	8.2	79	19.4	64	18.4	16,399	8.4	1,535	14.3	817	12.6	17,320	9.1	2,247	15.6	1,116	13.5
Economically Disadvantaged	154,356	78.5	384	94.1	325	93.7	153,829	79.2	9,986	92.8	5,989	92.1	150,505	79.5	13,326	92.7	7,574	91.4
District	**196,550**		**408**		**347**		**194,141**		**10,766**		**6,505**		**189,290**		**14,382**		**8,283**	

Sources: PEIMS Summer Resubmission, 2020–2021 to 2022–2023; PEIMS Fall Snapshot, 2020–2021 to 2022–2023
Note: Data are masked for counts less than 5 and for percentages less than 0.5.

- In 2022–2023, 50.4 percent of HISD's students were male, but out of the 8,283 students who received in-school suspensions, 60.4 percent were male.
- In 2022–2023, 21.7 percent of HISD's students were Black, but out of the 8,283 students who received in-school suspensions, 35.1 percent were Black.
- In 2022–2023, 9.1 percent of HISD's students received special education services, but out of the 8,283 students who received in-school suspensions, 13.5 percent were in special education.
- In 2022–2023, 79.5 percent of HISD's students were economically disadvantaged, but out of the 8,283 students who received in-school suspensions, 91.4 percent were economically disadvantaged.

Table 2. HISD Out-of-School Suspensions, 2020–2021 to 2022–2023

	2020–2021						2021–2022						2022–2023					
	Enrollment		Incidents		Students		Enrollment		Incidents		Students		Enrollment		Incidents		Students	
	N	%	N	%	N	%	N	%	N	%	N	%	N	%	N	%	N	%
Female	97,447	49.6	277	33.8	229	34.1	96,140	49.5	7,142	36.2	4,084	38.7	93,854	49.6	6,751	36.6	4,144	38.7
Male	99,103	50.4	543	66.2	443	65.9	98,001	50.5	12,608	63.8	6,470	61.3	95,436	50.4	11,714	63.4	6,557	61.3
American Indian	344	0.2	*	*	*	*	322	0.2	*	*	*	*	311	0.2	*	*	*	*
Asian	8,637	4.4	*	*	*	*	8,636	4.4	97	0.5	65	0.6	9,093	4.8	211	1.1	139	1.3
Black	44,045	22.4	392	47.8	308	45.8	43,085	22.2	9,768	49.5	4,799	45.5	41,019	21.7	8,608	46.6	4,641	43.4
Hispanic	121,617	61.9	368	44.9	323	48.1	120,440	62.0	9,268	46.9	5,307	50.3	117,260	61.9	8,860	48.0	5,460	51.0
Pacific Islander	137	0.1	*	*	*	*	145	0.1	*	*	*	*	143	0.1	*	*	*	*
Two or More	2,848	1.4	5	0.6	5	0.7	3,120	1.6	127	0.6	77	0.7	3,293	1.7	171	0.9	98	0.9
White	18,922	9.6	48	5.9	29	4.3	18,393	9.5	465	2.4	289	2.7	18,171	9.6	592	3.2	346	3.2
Emergent Bilingual	65,609	33.4	221	27.0	202	30.1	68,144	35.1	5,349	27.1	3,049	28.9	70,125	37.0	5,207	28.2	3,281	30.7
Special Education	16,056	8.2	202	24.6	144	21.4	16,399	8.4	3,591	18.2	1,693	16.0	17,320	9.1	3,501	19.0	1,712	16.0
Economically Disadvantaged	154,356	78.5	760	92.7	617	91.8	153,829	79.2	18,491	93.6	9,773	92.6	150,505	79.5	17,226	93.3	9,877	92.3
District	**196,550**		**820**		**672**		**194,141**		**19,750**		**10,554**		**189,290**		**18,465**		**10,701**	

Sources: PEIMS Summer Resubmission, 2020–2021 to 2022–2023; PEIMS Fall Snapshot, 2020–2021 to 2022–2023
Note: Data are masked for counts less than 5 and for percentages less than 0.5.

- In 2022–2023, 50.4 percent of HISD's students were male, but out of the 10,701 students who received out-of-school suspensions, 61.3 percent were male.
- In 2022–2023, 21.7 percent of HISD's students were Black, but out of the 10,701 students who received out-of-school suspensions, 43.4 percent were Black.
- In 2022–2023, 9.1 percent of HISD's students received special education services, but out of the 10,701 students who received out-of-school suspensions, 16.0 percent were in special education.
- In 2022–2023, 79.5 percent of HISD's students were economically disadvantaged, but out of the 10,701 students who received out-of-school suspensions, 92.3 percent were economically disadvantaged.

Table 3. HISD DAEP Referrals, 2020–2021 to 2022–2023

	2020–2021						2021–2022						2022–2023					
	Enrollment		Incidents		Students		Enrollment		Incidents		Students		Enrollment		Incidents		Students	
	N	%	N	%	N	%	N	%	N	%	N	%	N	%	N	%	N	%
Female	97,447	49.6	16	25.0	16	26.2	96,140	49.5	611	30.6	541	32.0	93,854	49.6	527	30.7	464	31.4
Male	99,103	50.4	48	75.0	45	73.8	98,001	50.5	1,388	69.4	1,151	68.0	95,436	50.4	1,189	69.3	1,014	68.6
American Indian	344	0.2	*	*	*	*	322	0.2	*	*	*	*	311	0.2	*	*	*	*
Asian	8,637	4.4	*	*	*	*	8,636	4.4	*	*	8	0.5	9,093	4.8	15	0.9	14	0.9
Black	44,045	22.4	25	39.1	23	37.7	43,085	22.2	878	43.9	758	44.8	41,019	21.7	680	39.6	599	40.5
Hispanic	121,617	61.9	37	57.8	36	59.0	120,440	62.0	1,059	53.0	880	52.0	117,260	61.9	934	54.4	790	53.5
Pacific Islander	137	0.1	*	*	*	*	145	0.1	*	*	*	*	143	0.1	*	*	*	*
Two or More	2,848	1.4	*	*	*	*	3,120	1.6	10	0.5	8	0.5	3,293	1.7	14	0.8	12	0.8
White	18,922	9.6	*	*	*	*	18,393	9.5	43	2.2	37	2.2	18,171	9.6	70	4.1	60	4.1
Emergent Bilingual	65,609	33.4	14	21.9	14	23.0	68,144	35.1	539	27.0	450	26.6	70,125	37.0	521	30.4	438	29.6
Special Education	16,056	8.2	16	25.0	15	24.6	16,399	8.4	389	19.5	324	19.1	17,320	9.1	287	16.7	241	16.3
Economically Disadvantaged	154,356	78.5	47	73.4	47	77.0	153,829	79.2	1,896	94.8	1,601	94.6	150,505	79.5	1,605	93.5	1,378	93.2
District	**196,550**		**64**		**61**		**194,141**		**1,999**		**1,692**		**189,290**		**1,716**		**1,478**	

Sources: PEIMS Summer Resubmission, 2020–2021 to 2022–2023; PEIMS Fall Snapshot, 2020–2021 to 2022–2023
Note: Data are masked for counts less than 5 and for percentages less than 0.5.

- In 2022–2023, 50.4 percent of HISD's students were male, but out of the 1,478 students who received DAEP referrals, 68.6 percent were male.
- In 2022–2023, 21.7 percent of HISD's students were Black, but out of the 1,478 students who received DAEP referrals, 40.5 percent were Black.
- In 2022–2023, 9.1 percent of HISD's students received special education services, but out of the 1,478 students who received DAEP referrals, 16.3 percent were in special education.
- In 2022–2023, 79.5 percent of HISD's students were economically disadvantaged, but out of the 1,478 students who received DAEP referrals, 93.2 percent were economically disadvantaged.

Table 4. HISD JJAEP Expulsions, 2020–2021 to 2022–2023

	2020–2021						2021–2022						2022–2023					
	Enrollment		Incidents		Students		Enrollment		Incidents		Students		Enrollment		Incidents		Students	
	N	%	N	%	N	%	N	%	N	%	N	%	N	%	N	%	N	%
Female	97,447	49.6	*	*	*	*	96,140	49.5	5	11.6	5	11.9	93,854	49.6	6	14.0	6	14.6
Male	99,103	50.4	*	*	*	*	98,001	50.5	38	88.4	37	88.1	95,436	50.4	37	86.0	35	85.4
American Indian	344	0.2	*	*	*	*	322	0.2	*	*	*	*	311	0.2	*	*	*	*
Asian	8,637	4.4	*	*	*	*	8,636	4.4	*	*	*	*	9,093	4.8	*	*	*	*
Black	44,045	22.4	*	*	*	*	43,085	22.2	19	44.2	18	42.9	41,019	21.7	24	55.8	24	58.5
Hispanic	121,617	61.9	*	*	*	*	120,440	62.0	23	53.5	23	54.8	117,260	61.9	18	41.9	16	39.0
Pacific Islander	137	0.1	*	*	*	*	145	0.1	*	*	*	*	143	0.1	*	*	*	*
Two or More	2,848	1.4	*	*	*	*	3,120	1.6	*	*	*	*	3,293	1.7	*	*	*	*
White	18,922	9.6	*	*	*	*	18,393	9.5	*	*	*	*	18,171	9.6	*	*	*	*
Emergent Bilingual	65,609	33.4	*	*	*	*	68,144	35.1	8	18.6	8	19.0	70,125	37.0	12	27.9	11	26.8
Special Education	16,056	8.2	*	*	*	*	16,399	8.4	9	20.9	9	21.4	17,320	9.1	5	11.6	5	12.2
Economically Disadvantaged	154,356	78.5	*	*	*	*	153,829	79.2	39	90.7	38	90.5	150,505	79.5	41	95.3	39	95.1
District	**196,550**		*		*		**194,141**		**43**		**42**		**189,290**		**43**		**41**	

Sources: PEIMS Summer Resubmission, 2020–2021 to 2022–2023; PEIMS Fall Snapshot, 2020–2021 to 2022–2023
Note: Data are masked for counts less than 5 and for percentages less than 0.5.

- In 2022–2023, 50.4 percent of HISD's students were male, but out of the 41 students who received JJAEP expulsions, 85.4 percent were male.
- In 2022–2023, 21.7 percent of HISD's students were Black, but out of the 41 students who received JJAEP expulsions, 58.5 percent were Black.
- In 2022–2023, 9.1 percent of HISD's students received special education services, but out of the 41 students who received JJAEP expulsions, 12.2 percent were in special education.
- In 2022–2023, 78.5 percent of HISD's students were economically disadvantaged, but out of the 41 students who received JJAEP expulsions, 95.1 percent were economically disadvantaged.

Another way to look at the disproportionality of disciplinary actions is by calculating the risk ratio, which is the percentage of disciplinary actions per student group divided by the percentage of disciplinary actions for all students not in that student group. **Figure 2** (p. 7) shows the risk ratios of total disciplinary actions for each race/ethnicity subgroup. A higher risk ratio indicates a higher rate of discipline. Black students are more than twice as likely as their peers to receive a disciplinary action.

Figure 2. Total Disciplinary Action Risk Ratio by Race/Ethnicity, 2022–2023

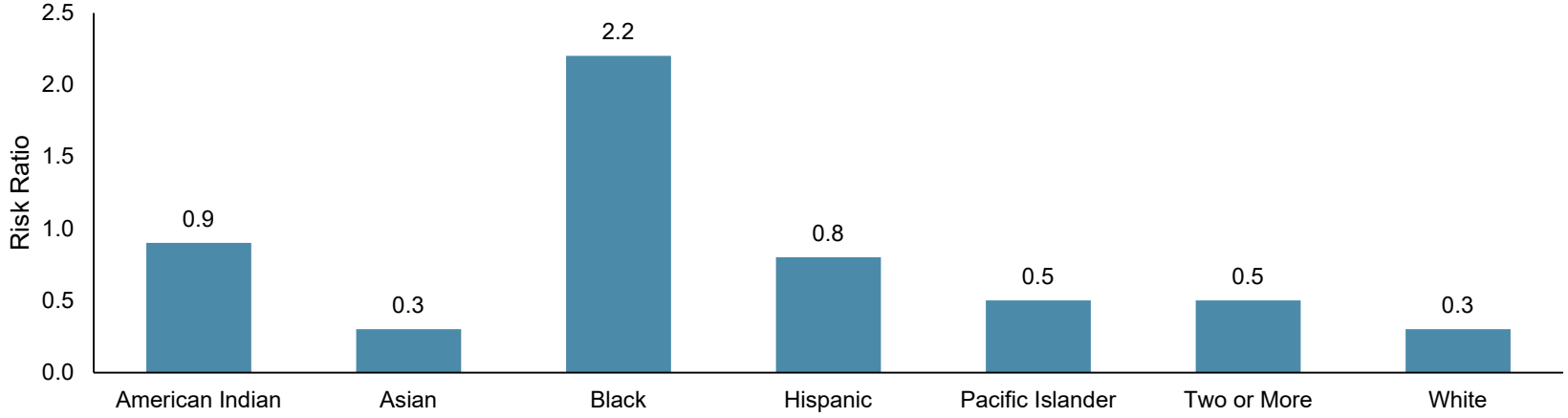

Source: PEIMS Summer Resubmission, 2022–2023

Table 5 (p. 8) shows the number of incidents and the number of students by disciplinary action code for students in PK through 2nd grade. Per board policy FO(LOCAL), "Beginning with the 2016–17 school year, no student shall be informally sent home. No student prior to third grade shall be suspended, placed into a disciplinary alternative setting, or expelled, except as required by law." Systems should be established to monitor, verify, and document that all PK through 2nd grade disciplinary actions taken were legally required.

Table 5. Discipline Incidents for Students in Prekindergarten through Second Grade, 2020–2021 to 2022–2023

	In-School Suspensions			Out-of-School Suspensions			Referrals to DAEP		
	2020–2021	2021–2022	2022–2023	2020–2021	2021–2022	2022–2023	2020–2021	2021–2022	2022–2023
PK, Incidents	*	*	*	*	*	*	*	*	*
KG, Incidents	*	5	*	*	*	*	*	*	*
1st, Incidents	5	7	5	*	*	*	*	*	*
2nd, Incidents	*	*	18	*	5	10	*	*	*
PK, Students	*	*	*	*	*	*	*	*	*
KG, Students	*	*	*	*	*	*	*	*	*
1st, Students	*	*	5	*	*	*	*	*	*
2nd, Students	*	*	17	*	5	8	*	*	*

Sources: PEIMS Summer Resubmission, 2020–2021 to 2022–2023
Note: Counts less than 5 are masked.

- In 2022–2023, there were 24 in-school suspensions and 12 out-of-school suspensions among students in PK through 2nd grade.

Table 6 shows the number and percentages of incidents by disciplinary actions across grade levels for 2022–2023. Students in the 9th grade had the largest percentage of in-school suspensions (27.6 percent), out-of-school suspensions (23.3 percent), referrals to DAEP (26.7 percent), and expulsions to JJAEP (32.6 percent).

Table 6. Number of Incidents by Grade Level and Disciplinary Action, 2022–2023

Grade	In-School Suspensions		Out-of-School Suspensions		DAEP		Expulsions	
	N	%	N	%	N	%	N	%
PK	*	*	*	*	*	*	*	*
KG	*	*	*	*	*	*	*	*
1	5	*	*	*	*	*	*	*
2	18	*	10	*	*	*	*	*
3	63	*	161	0.9	5	*	*	*
4	94	0.7	244	1.3	*	*	*	*
5	114	0.8	360	1.9	10	0.6	*	*
6	2,156	15.0	2,453	13.3	167	9.7	*	*
7	2,226	15.5	3,460	18.7	257	15.0	5	11.6
8	2,084	14.5	3,310	17.9	334	19.5	*	*
9	4,195	29.2	4,664	25.3	522	30.4	18	41.9
10	1,843	12.8	2,020	10.9	239	13.9	6	14.0
11	739	5.1	933	5.1	94	5.5	6	14.0
12	844	5.9	848	4.6	84	4.9	*	*
Total	**14,382**		**18,465**		**1,716**		**43**	

Source: PEIMS Summer Resubmission, 2022–2023
Note: Results are masked if counts are less than 5 or if rates are less than 0.5.

Appendix A (pp. 12–14) shows the disciplinary action reason codes and descriptions, and **Appendix B** (pp. 15–61) shows the number of disciplinary action reasons by school office and campus.

Missed Days of School

Figure 4 (p. 10) shows the percentage of missed days of school due to out-of-school suspensions out of the total number of absences by subgroup. Among the race/ethnicity groups, Black students have the highest percentage of missed days due to out-of-school-suspensions. Male students, students in special education, and economically disadvantaged students also have a rate higher than the district's rate.

Figure 4. Percentage of Absences due to Out-of-School Suspensions by Subgroup, 2022–2023

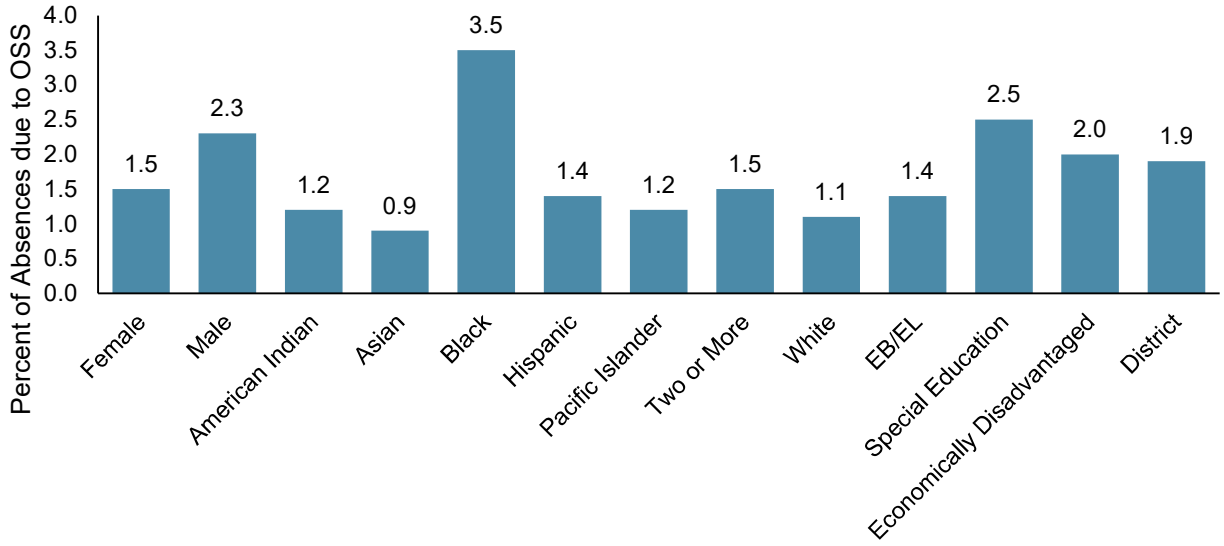

Source: PEIMS Summer Resubmission, 2022–2023

Per Chapter 37 of the TEC, a suspension may not exceed three school days, and a school district may not place homeless students in out-of-school suspension for discretionary discipline action reason. However, in the 2022–2023 school year, 726 homeless students received an out-of-school suspension for discretionary reasons, resulting in a total of 3,039 missed school days. Each suspension incident was for three days or fewer.

According to the district's Code of Student Conduct, students with disabilities may be referred to a DAEP for up to ten school days. However, in 2022–2023, there were 281 incidents of students receiving special education services who were sent to DAEP for longer than ten days.

Discussion

In 2020–2021, disciplinary action rates were low due to the COVID-19 pandemic. However, in 2021–2022 and 2022–2023, the rates increased to similar levels from before the pandemic.

Students who are male, Black, receive special education services, or economically disadvantaged continue to receive disciplinary actions at a disproportionately higher rate than their peers. Black students, in particular, are more than twice as likely as their peers in receiving a disciplinary action. This trend should remain a focus for campuses as they seek to provide equitable learning environments for all students.

In 2022–2023, students in prekindergarten through 2nd grade received 24 in-school suspensions and 12 out-of-school suspensions, which are less than the numbers from 2019–2020. Disciplinary actions given to students below grade 3 should be scrutinized to ensure that they follow the proper guidelines.

In 2022–2023, 726 homeless students missed a total of 3,039 days of school due to out-of-school suspensions given for discretionary reasons, which should not be the case according to the TEC. Students in special education also should not be removed from their regular instructional settings for more than school ten days, but in 2022–2023, there were 281 incidents of students in special education who missed more than ten days of school due to DAEP referrals. Schools must investigate the circumstances around these suspensions and resolve not to repeat the same actions in the future.

Overall, 1.9 percent of the district's absences in 2022–2023 were due to out-of-school suspensions. However, the percentage was higher for Black students (3.5 percent), students in special education (2.5 percent), male students (2.3 percent), and economically disadvantaged students (2.0 percent). Because missing days from school can correlate to lower promotion rates and less school funding, schools must exercise wisdom and discernment on when and how often to suspend, refer, or expel students.

Appendix A

Disciplinary Action Reason Codes

Code Table ID C165	DISCIPLINARY ACTION REASON CODE

Code	DESCRIPTION
1	Permanent Removal By A Teacher From Class (Teacher has removed the student from classroom and denied the student the right to return. TEC §37.003 has been invoked.) – TEC §37.002(b)
2	Conduct Punishable As A Felony – TEC §37.006(a)(2)(A)
4	Possessed, Sold, Used, Or Was Under The Influence Of Marihuana Or Other Controlled Substance – TEC §§37.006(a)(2)(C) and 37.007(b)
5	Possessed, Sold, Used, Or Was Under The Influence Of An Alcoholic Beverage – TEC §§37.006(a)(2)(D) and 37.007(b)
6	Abuse Of A Volatile Chemical – TEC §37.006(a)(2)(E)
7	Public Lewdness Or Indecent Exposure – TEC §37.006(a)(2)(F)
8	Retaliation Against School Employee – TEC §§37.006(b) and 37.007(d)
9	Based On Conduct Occurring Off Campus And While The Student Is Not In Attendance At A School-Sponsored Or School-Related Activity For Felony Offenses In Title 5, Penal Code – TEC §37.006(c), TEC §37.007(b)(4), and TEC § 37.0081
10	Based On Conduct Occurring Off Campus And While The Student Is Not In Attendance At A School-Sponsored Or School-Related Activity For Felony Offenses Not In Title 5, Penal Code – TEC §37.006(d) and TEC §37.007(b)(4)
11	Brought a Firearm to School - TEC 37.007(e) or Unlawful Carrying of a Handgun under Penal Code 46.02 – TEC 37.007(a)(1)
12	Unlawful Carrying of a Location-Restricted Knife under Penal Code 46.02 - TEC 37.007(a)(1) (Location-Restricted Knife - blade longer than 5.5 inches)
13	Unlawful Carrying of a Club under Penal Code 46.02 - TEC 37.007(a)(1)
14	Conduct Containing the Elements of an Offense Relating to Prohibited Weapons Under Penal Code 46.05 – TEC 37.007(a)(1)
16	Arson – TEC §37.007(a)(2)(B)
17	Murder, Capital Murder, Criminal Attempt To Commit Murder, Or Capital Murder – TEC §37.007(a)(2)(C)
18	Indecency With A Child – TEC §37.007(a)(2)(D)
19	Aggravated Kidnapping – TEC §37.007(a)(2)(E)
21	Violation Of Student Code Of Conduct Not Included Under TEC §§37.002(b), 37.006, or 37.007 (does not include student code of conduct violations covered in reason codes 33 and 34)
22	Criminal Mischief – TEC §37.007(f)
23	Emergency Placement/Expulsion – TEC §37.019
26	Terroristic Threat – TEC §37.006(a)(1) or §37.007(b)
27	Assault Under Penal Code §22.01(a)(1) Against a school district employee or volunteer – TEC §37.007(b)(2)(C)

Code Table ID C165	DISCIPLINARY ACTION REASON CODE
28	Assault Under Penal Code §22.01(a)(1) Against someone other than a school district employee or volunteer – TEC §37.006(a)(2)(B)
29	Aggravated Assault Under Penal Code §22.02 Against a school district employee or volunteer – TEC §37.007(d)
30	Aggravated Assault Under Penal Code §22.02 Against someone other than a school district employee or volunteer – TEC §37.007 (a)(2)(A)
31	Sexual Assault Under Penal Code §22.011 Or Aggravated Sexual Assault Under Penal Code §22.021 Against a school district employee or volunteer – TEC §37.007(d)
32	Sexual Assault Under Penal Code §22.011 Or Aggravated Sexual Assault Under Penal Code §22.021 Against someone other than a school district employee or volunteer – TEC §37.007(a)(2)(A)
33	Possessed, Purchased, Used, or Accepted a Cigarette Or Tobacco Product As defined in the Health and Safety Code, Section 3.01, Chapter 161.25
34	School-Related Gang Violence Action by three or more persons having a common identifying sign or symbol or an identifiable sign or symbol or an identifiable leadership who associate in the commission of criminal activities under Penal Code §71.01
35	False Alarm/False Report – TEC §§37.006(a)(1) and 37.007(b)
36	Felony Controlled Substance Violation – TEC §37.007(a)(3)
37	Felony Alcohol Violation – TEC §37.007(a)(3)
41	Fighting/Mutual Combat – Excludes all offenses under Penal Code §22.01
46	Aggravated Robbery – TEC §37.007(a)(2)(F), TEC §37.007(C)(D) (HB9680)
47	Manslaughter – TEC §37.007(a)(2)(G)
48	Criminally Negligent Homicide – TEC §37.007(a)(2)(H)
49	Engages In Deadly Conduct – TEC §37.007(b)(3)
55	Student Is Required To Register As A Sex Offender Under Chapter 62 Of The Code Of Criminal Procedure And Is Under Court Supervision - TEC §37.304. The offense(s) for which the student is required to register as a sex offender must have occurred on or after Sept. 1, 2007
56	Student Is Required To Register As A Sex Offender Under Chapter 62 Of The Code Of Criminal Procedure And Is Not Under Court Supervision - TEC §37.305. The offense(s) for which the student is required to register as a sex offender must have occurred on or after Sept. 1, 2007
57	Continuous Sexual Abuse Of Young Child Or Children Under Penal Code §21.02 Occurring on school property or while attending a school-sponsored or school-related activity on or off school property – TEC §37.007(a) (2) (I)
58	Breach of Computer Security – TEC §37.007(a)(5) (HB1224)

Code Table ID C165	DISCIPLINARY ACTION REASON CODE
59	Serious Misbehavior, as defined by TEC §37.007(c), while expelled to/placed in a Disciplinary Alternative Education Program (DAEP)- TEC §37.007(c) defines "serious misbehavior" as: (1) deliberate violent behavior that poses a direct threat to the health or safety of others; (2) extortion, meaning the gaining of money or other property by force or threat; (3) conduct that constitutes coercion, as defined by Section 1.07, Penal Code; or (4) conduct that constitutes the offense of: (A) public lewdness under Section 21.07, Penal Code; (B) indecent exposure under Section 21.08, Penal Code; (C) criminal mischief under Section 28.03, Penal Code; (D) personal hazing under Section 37.152;
60	Harassment Against an Employee of the School District under Texas Penal Code 42.07(a)(1), (2), (3), or (7) – TEC 37.006(a)(2)(G) Texas Penal Code Section 42.07(a)(1), (2), (3), and (7) defines this behavior as: (a) A person commits an offense if, with intent to harass, annoy, alarm, abuse, torment, or embarrass another, the person: (1) initiates communication and in the course of the communication makes a comment, request, suggestion, or proposal that is obscene; (2) threatens, in a manner reasonably likely to alarm the person receiving the threat, to inflict bodily injury on the person or to commit a felony against the person, a member of the person's family or household, or the person's property; (3) conveys, in a manner reasonably likely to alarm the person receiving the report, a false report, which is known by the conveyor to be false, that another person has suffered death or serious bodily injury; (7) sends repeated electronic communications in a manner reasonably likely to harass, annoy, alarm, abuse, torment, embarrass, or offend another.
61	Bullying – TEC 37.0052(b) TEC Sec.37.0052 (b) defines bullying behavior as: (1) engages in bullying that encourages a student to commit or attempt to commit suicide; (2) incites violence against a student through group bullying; or (3) releases or threatens to release intimate visual material of a minor or a student who is 18 years of age or older without the student's consent.

Source: Texas Education Data Standards Section 8.4 – PEIMS Description of Codes

Appendix B

Number of Disciplinary Action Reasons by School Office and Campus, 2022–2023

Disciplinary Action Reason Code	Disciplinary Action Reason Code Description	School Office Area													
		RISE		ESO1		ESO2		ESO3		MSO		HSO		District Wide	
		N	N/S	N	N/S	N	N/S	N	N/S	N	N/S	N	N/S	N	N/S
1	Permanent Removal by a Teacher from Class	*	*	*	*	*	*	*	*	*	*	*	*	*	*
2	Conduct Punishable as a Felony	*	*	*	*	*	*	*	*	*	*	*	*	*	*
4	Possessed Controlled Substance	212	1.73	*	*	*	*	*	*	412	1.27	910	1.51	1,534	0.81
5	Possessed Alcohol Beverage	*	*	*	*	*	*	*	*	28	0.09	*	*	*	*
6	Abuse of a Volatile Chemical	*	*	*	*	*	*	*	*	*	*	*	*	*	*
7	Public Lewdness/Indecent Exposure	*	*	*	*	*	*	*	*	*	*	*	*	*	*
8	Retaliation Against School Employee	*	*	*	*	*	*	*	*	*	*	*	*	*	*
9	Felony Conduct Off Campus/In Title 5	*	*	*	*	*	*	*	*	*	*	*	*	*	*
10	Felony Conduct Off Campus/Not In Title 5	*	*	*	*	*	*	*	*	*	*	*	*	*	*
11	Used/Possessed Firearm	*	*	*	*	*	*	*	*	*	*	*	*	*	*
12	Used/Possessed Illegal Knife	*	*	*	*	*	*	*	*	*	*	*	*	*	*
14	Used/Possessed Prohibited Weapon	*	*	*	*	*	*	*	*	*	*	*	*	*	*
16	Arson	*	*	*	*	*	*	*	*	*	*	*	*	*	*
21	Violation of Student Code of Conduct	5,561	45.29	272	0.79	280	1.07	169	0.72	8,546	26.30	12,584	20.91	27,412	14.48
22	Criminal Mischief	*	*	*	*	*	*	*	*	*	*	*	*	*	*
23	Emergency Placement/Expulsion	*	*	*	*	*	*	*	*	*	*	*	*	*	*
26	Terroristic Threat	65	0.53	*	*	*	*	*	*	*	*	*	*	*	*
27	Assault Against Employee/Volunteer	*	*	*	*	*	*	*	*	*	*	*	*	*	*
28	Assault Against Non-Employee/Non-Volunteer	*	*	*	*	*	*	*	*	*	*	*	*	*	*
29	Aggravated Assault Against Employee/Volunteer	*	*	*	*	*	*	*	*	*	*	*	*	*	*
30	Aggravated Assault Against Non-Employee/Non-Volunteer	*	*	*	*	*	*	*	*	*	*	*	*	*	*
32	Sexual Assault Against Non-Employee/Non-Volunteer	*	*	*	*	*	*	*	*	*	*	*	*	*	*
35	False Alarm/False Report	*	*	*	*	*	*	*	*	*	*	*	*	*	*
36	Felony Controlled Substance Violation	*	*	*	*	*	*	*	*	*	*	*	*	*	*
41	Fighting/Mutual Combat	971	7.91	*	*	*	*	*	*	1,797	5.53	2,269	3.77	5,228	2.76
46	Aggravated Robbery	*	*	*	*	*	*	*	*	*	*	*	*	*	*
49	Engages in Deadly Conduct	*	*	*	*	*	*	*	*	*	*	*	*	*	*
58	Breach of Computer Security	*	*	*	*	*	*	*	*	*	*	*	*	*	*
60	Harrassment	*	*	*	*	*	*	*	*	*	*	*	*	*	*
61	Bullying	*	*	*	*	*	*	*	*	*	*	*	*	*	*
	Total	**6,891**	**56.12**	**353**	**1.02**	**402**	**1.53**	**214**	**0.91**	**11,040**	**33.97**	**16,269**	**27.04**	**35,169**	**18.58**
	Total Enrollment	**12,278**		**34,485**		**26,229**		**23,443**		**32,498**		**60,168**		**189,290**	

Sources: PEIMS Summer Resubmission, 2022–2023; PEIMS Fall Snapshot, 2022–2023; Campus Information List, 8/9/23

Notes: N denotes the number of incidents. N/S denotes the number of incidents per 100 students. Results are masked if counts are less than 5 or if rates are less than 0.5.

RISE

School Number	School Name	Enrollment	Total Incidents	1 - Permanent Removal by a Teacher from Class		2 - Conduct Punishable as a Felony		4 - Possessed Controlled Substance		5 - Possessed Alcohol Beverage		6 - Abuse of a Volatile Chemical		7 - Public Lewdness/ Indecent Exposure	
				N	N/S	N	N/S	N	N/S	N	N/S	N	N/S	N	N/S
273	Ashford ES	561	7	*	*	*	*	*	*	*	*	*	*	*	*
041	Attucks MS	439	651	*	*	*	*	27	6.15	*	*	*	*	*	*
045	Deady MS	588	1,316	*	*	*	*	8	1.36	*	*	*	*	*	*
046	Edison MS	460	384	*	*	*	*	41	8.91	*	*	*	*	*	*
078	Fleming MS	384	166	*	*	*	*	14	3.65	*	*	*	*	*	*
052	Henry MS	690	545	*	*	*	*	37	5.36	*	*	*	*	*	*
174	Highland Heights ES	444	20	*	*	*	*	*	*	*	*	*	*	*	*
180	Isaacs ES	254	*	*	*	*	*	*	*	*	*	*	*	*	*
079	Key MS	615	984	*	*	*	*	33	5.37	6	0.98	*	*	*	*
480	Marshall ES	610	21	*	*	*	*	*	*	*	*	*	*	*	*
289	Martinez C ES	279	*	*	*	*	*	*	*	*	*	*	*	*	*
477	North Forest HS	974	1,149	*	*	*	*	10	1.03	*	*	*	*	*	*
210	Northline ES	421	*	*	*	*	*	*	*	*	*	*	*	*	*
213	Osborne ES	312	*	*	*	*	*	*	*	*	*	*	*	*	*
186	Robinson ES	496	*	*	*	*	*	*	*	*	*	*	*	*	*
233	Rucker ES	391	*	*	*	*	*	*	*	*	*	*	*	*	*
373	Seguin ES	386	*	*	*	*	*	*	*	*	*	*	*	*	*
242	Smith ES	778	*	*	*	*	*	*	*	*	*	*	*	*	*
163	Sugar Grove MS	841	261	*	*	*	*	16	1.90	*	*	*	*	*	*
077	Thomas MS	526	640	*	*	*	*	14	2.66	*	*	*	*	*	*
018	Wheatley HS	639	434	*	*	*	*	6	0.94	*	*	*	*	*	*
257	Whidby ES	394	19	*	*	*	*	*	*	*	*	*	*	*	*
082	Williams MS	411	284	*	*	*	*	*	*	*	*	*	*	*	*
247	Young ES	385	*	*	*	*	*	*	*	*	*	*	*	*	*
	Total	**12,278**	**6,891**	*	*	*	*	**212**	**1.73**	*	*	*	*	*	*

RISE

School Number	School Name	Enrollment	Total Incidents	8 - Retaliation Against School Employee		9 - Felony Conduct Off Campus/In Title 5		10 - Felony Conduct Off Campus/Not In Title 5		11 - Used/ Possessed Firearm		12 - Used/ Possessed Illegal Knife		13 - Unlawful Carrying of a Club	
				N	N/S	N	N/S	N	N/S	N	N/S	N	N/S	N	N/S
273	Ashford ES	561	7	*	*	*	*	*	*	*	*	*	*	*	*
041	Attucks MS	439	651	*	*	*	*	*	*	*	*	*	*	*	*
045	Deady MS	588	1,316	*	*	*	*	*	*	*	*	*	*	*	*
046	Edison MS	460	384	*	*	*	*	*	*	*	*	*	*	*	*
078	Fleming MS	384	166	*	*	*	*	*	*	*	*	*	*	*	*
052	Henry MS	690	545	*	*	*	*	*	*	*	*	*	*	*	*
174	Highland Heights ES	444	20	*	*	*	*	*	*	*	*	*	*	*	*
180	Isaacs ES	254	*	*	*	*	*	*	*	*	*	*	*	*	*
079	Key MS	615	984	*	*	*	*	*	*	*	*	*	*	*	*
480	Marshall ES	610	21	*	*	*	*	*	*	*	*	*	*	*	*
289	Martinez C ES	279	*	*	*	*	*	*	*	*	*	*	*	*	*
477	North Forest HS	974	1,149	*	*	*	*	*	*	*	*	*	*	*	*
210	Northline ES	421	*	*	*	*	*	*	*	*	*	*	*	*	*
213	Osborne ES	312	*	*	*	*	*	*	*	*	*	*	*	*	*
186	Robinson ES	496	*	*	*	*	*	*	*	*	*	*	*	*	*
233	Rucker ES	391	*	*	*	*	*	*	*	*	*	*	*	*	*
373	Seguin ES	386	*	*	*	*	*	*	*	*	*	*	*	*	*
242	Smith ES	778	*	*	*	*	*	*	*	*	*	*	*	*	*
163	Sugar Grove MS	841	261	*	*	*	*	*	*	*	*	*	*	*	*
077	Thomas MS	526	640	*	*	*	*	*	*	*	*	*	*	*	*
018	Wheatley HS	639	434	*	*	*	*	*	*	*	*	*	*	*	*
257	Whidby ES	394	19	*	*	*	*	*	*	*	*	*	*	*	*
082	Williams MS	411	284	*	*	*	*	*	*	*	*	*	*	*	*
247	Young ES	385	*	*	*	*	*	*	*	*	*	*	*	*	*
	Total	**12,278**	**6,891**	*	*	*	*	*	*	*	*	*	*	*	*

RISE

School Number	School Name	Enrollment	Total Incidents	14 - Used/ Possessed Prohibited Weapon		16 - Arson		17 - Murder, Capital Murder, Criminal Attempt to Commit Murder		18 - Indecency with a Child		19 - Aggravated Kidnapping		21 - Violation of Student Code of Conduct	
				N	N/S	N	N/S	N	N/S	N	N/S	N	N/S	N	N/S
273	Ashford ES	561	7	*	*	*	*	*	*	*	*	*	*	5	0.89
041	Attucks MS	439	651	*	*	*	*	*	*	*	*	*	*	465	105.92
045	Deady MS	588	1,316	*	*	*	*	*	*	*	*	*	*	1,193	202.89
046	Edison MS	460	384	*	*	*	*	*	*	*	*	*	*	295	64.13
078	Fleming MS	384	166	*	*	*	*	*	*	*	*	*	*	100	26.04
052	Henry MS	690	545	*	*	*	*	*	*	*	*	*	*	444	64.35
174	Highland Heights ES	444	20	*	*	*	*	*	*	*	*	*	*	16	3.60
180	Isaacs ES	254	*	*	*	*	*	*	*	*	*	*	*	*	*
079	Key MS	615	984	*	*	6	0.98	*	*	*	*	*	*	699	113.66
480	Marshall ES	610	21	*	*	*	*	*	*	*	*	*	*	21	3.44
289	Martinez C ES	279	*	*	*	*	*	*	*	*	*	*	*	*	*
477	North Forest HS	974	1,149	*	*	*	*	*	*	*	*	*	*	1,009	103.59
210	Northline ES	421	*	*	*	*	*	*	*	*	*	*	*	*	*
213	Osborne ES	312	*	*	*	*	*	*	*	*	*	*	*	*	*
186	Robinson ES	496	*	*	*	*	*	*	*	*	*	*	*	*	*
233	Rucker ES	391	*	*	*	*	*	*	*	*	*	*	*	*	*
373	Seguin ES	386	*	*	*	*	*	*	*	*	*	*	*	*	*
242	Smith ES	778	*	*	*	*	*	*	*	*	*	*	*	*	*
163	Sugar Grove MS	841	261	*	*	*	*	*	*	*	*	*	*	203	24.14
077	Thomas MS	526	640	*	*	*	*	*	*	*	*	*	*	538	102.28
018	Wheatley HS	639	434	*	*	*	*	*	*	*	*	*	*	370	57.90
257	Whidby ES	394	19	*	*	*	*	*	*	*	*	*	*	19	4.82
082	Williams MS	411	284	*	*	*	*	*	*	*	*	*	*	178	43.31
247	Young ES	385	*	*	*	*	*	*	*	*	*	*	*	*	*
	Total	**12,278**	**6,891**	*	*	*	*	*	*	*	*	*	*	**5561**	**45.29**

RISE

School Number	School Name	Enrollment	Total Incidents	22 - Criminal Mischief		23 - Emergency Placement/ Expulsion		26 - Terroristic Threat		27 - Assault Against Employee/ Volunteer		28 - Assault Against Non-Employee/Non-Volunteer		29 - Aggravated Assault Against Employee/ Volunteer	
				N	N/S	N	N/S	N	N/S	N	N/S	N	N/S	N	N/S
273	Ashford ES	561	7	*	*	*	*	*	*	*	*	*	*	*	*
041	Attucks MS	439	651	*	*	*	*	11	2.51	*	*	*	*	*	*
045	Deady MS	588	1,316	*	*	*	*	6	1.02	*	*	*	*	*	*
046	Edison MS	460	384	*	*	*	*	*	*	*	*	*	*	*	*
078	Fleming MS	384	166	*	*	*	*	21	5.47	*	*	*	*	*	*
052	Henry MS	690	545	6	0.87	*	*	7	1.01	*	*	*	*	*	*
174	Highland Heights ES	444	20	*	*	*	*	*	*	*	*	*	*	*	*
180	Isaacs ES	254	*	*	*	*	*	*	*	*	*	*	*	*	*
079	Key MS	615	984	*	*	*	*	7	1.14	*	*	15	2.44	*	*
480	Marshall ES	610	21	*	*	*	*	*	*	*	*	*	*	*	*
289	Martinez C ES	279	*	*	*	*	*	*	*	*	*	*	*	*	*
477	North Forest HS	974	1,149	*	*	*	*	*	*	*	*	6	0.62	*	*
210	Northline ES	421	*	*	*	*	*	*	*	*	*	*	*	*	*
213	Osborne ES	312	*	*	*	*	*	*	*	*	*	*	*	*	*
186	Robinson ES	496	*	*	*	*	*	*	*	*	*	*	*	*	*
233	Rucker ES	391	*	*	*	*	*	*	*	*	*	*	*	*	*
373	Seguin ES	386	*	*	*	*	*	*	*	*	*	*	*	*	*
242	Smith ES	778	*	*	*	*	*	*	*	*	*	*	*	*	*
163	Sugar Grove MS	841	261	*	*	*	*	*	*	*	*	*	*	*	*
077	Thomas MS	526	640	*	*	*	*	*	*	*	*	*	*	*	*
018	Wheatley HS	639	434	*	*	*	*	*	*	*	*	*	*	*	*
257	Whidby ES	394	19	*	*	*	*	*	*	*	*	*	*	*	*
082	Williams MS	411	284	*	*	*	*	6	1.46	*	*	*	*	*	*
247	Young ES	385	*	*	*	*	*	*	*	*	*	*	*	*	*
	Total	**12,278**	**6,891**	*	*	*	*	**65**	**0.53**	*	*	*	*	*	*

RISE

School Number	School Name	Enrollment	Total Incidents	30 - Aggravated Assault Against Non-Employee/Non-Volunteer		31 - Sexual Assault Against Employee/ Volunteer		32 - Sexual Assault Against Non-Employee/Non-Volunteer		35 - False Alarm/False Report		36 - Felony Controlled Substance Violation		41 - Fighting/ Mutual Combat	
				N	N/S	N	N/S	N	N/S	N	N/S	N	N/S	N	N/S
273	Ashford ES	561	7	*	*	*	*	*	*	*	*	*	*	*	*
041	Attucks MS	439	651	*	*	*	*	*	*	*	*	*	*	146	33.26
045	Deady MS	588	1,316	*	*	*	*	*	*	*	*	*	*	98	16.67
046	Edison MS	460	384	*	*	*	*	*	*	*	*	*	*	48	10.43
078	Fleming MS	384	166	*	*	*	*	*	*	8	2.08	*	*	21	5.47
052	Henry MS	690	545	*	*	*	*	*	*	*	*	*	*	48	6.96
174	Highland Heights ES	444	20	*	*	*	*	*	*	*	*	*	*	*	*
180	Isaacs ES	254	*	*	*	*	*	*	*	*	*	*	*	*	*
079	Key MS	615	984	*	*	*	*	*	*	*	*	*	*	217	35.28
480	Marshall ES	610	21	*	*	*	*	*	*	*	*	*	*	*	*
289	Martinez C ES	279	*	*	*	*	*	*	*	*	*	*	*	*	*
477	North Forest HS	974	1,149	*	*	*	*	*	*	*	*	*	*	117	12.01
210	Northline ES	421	*	*	*	*	*	*	*	*	*	*	*	*	*
213	Osborne ES	312	*	*	*	*	*	*	*	*	*	*	*	*	*
186	Robinson ES	496	*	*	*	*	*	*	*	*	*	*	*	*	*
233	Rucker ES	391	*	*	*	*	*	*	*	*	*	*	*	*	*
373	Seguin ES	386	*	*	*	*	*	*	*	*	*	*	*	*	*
242	Smith ES	778	*	*	*	*	*	*	*	*	*	*	*	*	*
163	Sugar Grove MS	841	261	*	*	*	*	*	*	*	*	*	*	38	4.52
077	Thomas MS	526	640	*	*	*	*	*	*	*	*	*	*	84	15.97
018	Wheatley HS	639	434	*	*	*	*	*	*	*	*	*	*	54	8.45
257	Whidby ES	394	19	*	*	*	*	*	*	*	*	*	*	*	*
082	Williams MS	411	284	*	*	*	*	*	*	*	*	*	*	94	22.87
247	Young ES	385	*	*	*	*	*	*	*	*	*	*	*	*	*
	Total	**12,278**	**6,891**	*	*	*	*	*	*	*	*	*	*	**971**	**7.91**

RISE

School Number	School Name	Enrollment	Total Incidents	46 - Aggravated Robbery		47 - Manslaughter		48 - Criminally Negligent Homicide		49 - Engages in Deadly Conduct		55 - Sex Offender Under Court Supervision		56 - Sex Offender Not Under Court Supervision	
				N	N/S	N	N/S	N	N/S	N	N/S	N	N/S	N	N/S
273	Ashford ES	561	7	*	*	*	*	*	*	*	*	*	*	*	*
041	Attucks MS	439	651	*	*	*	*	*	*	*	*	*	*	*	*
045	Deady MS	588	1,316	*	*	*	*	*	*	*	*	*	*	*	*
046	Edison MS	460	384	*	*	*	*	*	*	*	*	*	*	*	*
078	Fleming MS	384	166	*	*	*	*	*	*	*	*	*	*	*	*
052	Henry MS	690	545	*	*	*	*	*	*	*	*	*	*	*	*
174	Highland Heights ES	444	20	*	*	*	*	*	*	*	*	*	*	*	*
180	Isaacs ES	254	*	*	*	*	*	*	*	*	*	*	*	*	*
079	Key MS	615	984	*	*	*	*	*	*	*	*	*	*	*	*
480	Marshall ES	610	21	*	*	*	*	*	*	*	*	*	*	*	*
289	Martinez C ES	279	*	*	*	*	*	*	*	*	*	*	*	*	*
477	North Forest HS	974	1,149	*	*	*	*	*	*	*	*	*	*	*	*
210	Northline ES	421	*	*	*	*	*	*	*	*	*	*	*	*	*
213	Osborne ES	312	*	*	*	*	*	*	*	*	*	*	*	*	*
186	Robinson ES	496	*	*	*	*	*	*	*	*	*	*	*	*	*
233	Rucker ES	391	*	*	*	*	*	*	*	*	*	*	*	*	*
373	Seguin ES	386	*	*	*	*	*	*	*	*	*	*	*	*	*
242	Smith ES	778	*	*	*	*	*	*	*	*	*	*	*	*	*
163	Sugar Grove MS	841	261	*	*	*	*	*	*	*	*	*	*	*	*
077	Thomas MS	526	640	*	*	*	*	*	*	*	*	*	*	*	*
018	Wheatley HS	639	434	*	*	*	*	*	*	*	*	*	*	*	*
257	Whidby ES	394	19	*	*	*	*	*	*	*	*	*	*	*	*
082	Williams MS	411	284	*	*	*	*	*	*	*	*	*	*	*	*
247	Young ES	385	*	*	*	*	*	*	*	*	*	*	*	*	*
	Total	**12,278**	**6,891**	*	*	*	*	*	*	*	*	*	*	*	*

RISE

School Number	School Name	Enrollment	Total Incidents	57 - Continuous Sexual Abuse of a Young Child/Children		58 - Breach of Computer Security		59 - Serious Misbehavior DAEP		60 - Harassment		61 - Bullying	
				N	N/S	N	N/S	N	N/S	N	N/S	N	N/S
273	Ashford ES	561	7	*	*	*	*	*	*	*	*	*	*
041	Attucks MS	439	651	*	*	*	*	*	*	*	*	*	*
045	Deady MS	588	1,316	*	*	*	*	*	*	*	*	*	*
046	Edison MS	460	384	*	*	*	*	*	*	*	*	*	*
078	Fleming MS	384	166	*	*	*	*	*	*	*	*	*	*
052	Henry MS	690	545	*	*	*	*	*	*	*	*	*	*
174	Highland Heights ES	444	20	*	*	*	*	*	*	*	*	*	*
180	Isaacs ES	254	*	*	*	*	*	*	*	*	*	*	*
079	Key MS	615	984	*	*	*	*	*	*	*	*	*	*
480	Marshall ES	610	21	*	*	*	*	*	*	*	*	*	*
289	Martinez C ES	279	*	*	*	*	*	*	*	*	*	*	*
477	North Forest HS	974	1,149	*	*	*	*	*	*	*	*	*	*
210	Northline ES	421	*	*	*	*	*	*	*	*	*	*	*
213	Osborne ES	312	*	*	*	*	*	*	*	*	*	*	*
186	Robinson ES	496	*	*	*	*	*	*	*	*	*	*	*
233	Rucker ES	391	*	*	*	*	*	*	*	*	*	*	*
373	Seguin ES	386	*	*	*	*	*	*	*	*	*	*	*
242	Smith ES	778	*	*	*	*	*	*	*	*	*	*	*
163	Sugar Grove MS	841	261	*	*	*	*	*	*	*	*	*	*
077	Thomas MS	526	640	*	*	*	*	*	*	*	*	*	*
018	Wheatley HS	639	434	*	*	*	*	*	*	*	*	*	*
257	Whidby ES	394	19	*	*	*	*	*	*	*	*	*	*
082	Williams MS	411	284	*	*	*	*	*	*	*	*	*	*
247	Young ES	385	*	*	*	*	*	*	*	*	*	*	*
	Total	**12,278**	**6,891**	*	*	*	*	*	*	*	*	*	*

Sources: PEIMS Summer Resubmission, 2022–2023; PEIMS Fall Snapshot, 2022–2023; Campus Information List, 8/9/23
Notes: N denotes the number of incidents. N/S denotes the number of incidents per 100 students. Results are masked if counts are less than 5 or if rates are less than 0.5.

Elementary Schools Office 1

School Number	School Name	Enrollment	Total Incidents	1 - Permanent Removal by a Teacher from Class		2 - Conduct Punishable as a Felony		4 - Possessed Controlled Substance		5 - Possessed Alcohol Beverage		6 - Abuse of a Volatile Chemical	
				N	N/S	N	N/S	N	N/S	N	N/S	N	N/S
104	Almeda ES	800	*	*	*	*	*	*	*	*	*	*	*
105	Anderson ES	638	*	*	*	*	*	*	*	*	*	*	*
274	Askew ES	890	*	*	*	*	*	*	*	*	*	*	*
151	Bell ES	547	*	*	*	*	*	*	*	*	*	*	*
295	Benavidez ES	919	14	*	*	*	*	*	*	*	*	*	*
111	Bonham ES	979	*	*	*	*	*	*	*	*	*	*	*
114	Braeburn ES	826	*	*	*	*	*	*	*	*	*	*	*
275	Bush ES	739	*	*	*	*	*	*	*	*	*	*	*
123	Codwell ES	329	21	*	*	*	*	*	*	*	*	*	*
130	Condit ES	736	*	*	*	*	*	*	*	*	*	*	*
136	Cunningham ES	550	*	*	*	*	*	*	*	*	*	*	*
396	Daily ES	822	11	*	*	*	*	*	*	*	*	*	*
148	Elrod ES	697	*	*	*	*	*	*	*	*	*	*	*
149	Emerson ES	966	5	*	*	*	*	*	*	*	*	*	*
271	Foerster ES	617	39	*	*	*	*	*	*	*	*	*	*
153	Fondren ES	300	*	*	*	*	*	*	*	*	*	*	*
156	Frost ES	488	*	*	*	*	*	*	*	*	*	*	*
162	Gregg ES	372	*	*	*	*	*	*	*	*	*	*	*
262	Grissom ES	467	7	*	*	*	*	*	*	*	*	*	*
169	Harvard ES	660	*	*	*	*	*	*	*	*	*	*	*
170	Helms ES	485	*	*	*	*	*	*	*	*	*	*	*
173	Herod ES	769	8	*	*	*	*	*	*	*	*	*	*
395	Hines-Caldwell ES	732	11	*	*	*	*	*	*	*	*	*	*
175	Hobby ES	501	48	*	*	*	*	*	*	*	*	*	*
178	Horn ES	749	*	*	*	*	*	*	*	*	*	*	*
187	Kelso ES	394	*	*	*	*	*	*	*	*	*	*	*
189	Kolter ES	755	*	*	*	*	*	*	*	*	*	*	*
263	Law ES	512	*	*	*	*	*	*	*	*	*	*	*
196	Longfellow ES	680	*	*	*	*	*	*	*	*	*	*	*
198	Love ES	346	*	*	*	*	*	*	*	*	*	*	*
199	Lovett ES	649	*	*	*	*	*	*	*	*	*	*	*
227	McNamara ES	991	8	*	*	*	*	*	*	*	*	*	*
204	Memorial ES	423	*	*	*	*	*	*	*	*	*	*	*
299	Milne ES	479	28	*	*	*	*	*	*	*	*	*	*
264	Mitchell ES	500	*	*	*	*	*	*	*	*	*	*	*
207	Montgomery ES	454	*	*	*	*	*	*	*	*	*	*	*
394	Neff ES	749	6	*	*	*	*	*	*	*	*	*	*
265	Petersen ES	375	6	*	*	*	*	*	*	*	*	*	*
219	Piney Point ES	1,195	*	*	*	*	*	*	*	*	*	*	*
225	Reynolds ES	334	6	*	*	*	*	*	*	*	*	*	*
372	Rodriguez ES	898	*	*	*	*	*	*	*	*	*	*	*
353	School at St. George ES	779	47	*	*	*	*	*	*	*	*	*	*
276	Shadowbriar ES	487	*	*	*	*	*	*	*	*	*	*	*
239	Shearn ES	477	9	*	*	*	*	*	*	*	*	*	*
241	Sinclair ES	649	10	*	*	*	*	*	*	*	*	*	*
248	Sutton ES	1,047	23	*	*	*	*	*	*	*	*	*	*
374	Tinsley ES	595	*	*	*	*	*	*	*	*	*	*	*
251	Twain ES	906	*	*	*	*	*	*	*	*	*	*	*
285	Valley West ES	653	12	*	*	*	*	*	*	*	*	*	*
253	Walnut Bend ES	668	*	*	*	*	*	*	*	*	*	*	*
267	White E ES	706	*	*	*	*	*	*	*	*	*	*	*
483	White M ES	639	*	*	*	*	*	*	*	*	*	*	*
127	Woodson	567	11	*	*	*	*	*	*	*	*	*	*
	Total	**34,485**	**353**	*	*	*	*	*	*	*	*	*	*

Elementary Schools Office 1

School Number	School Name	Enrollment	Total Incidents	7 - Public Lewdness/ Indecent Exposure		8 - Retaliation Against School Employee		9 - Felony Conduct Off Campus/In Title 5		10 - Felony Conduct Off Campus/Not In Title 5		11 - Used/ Possessed Firearm	
				N	N/S	N	N/S	N	N/S	N	N/S	N	N/S
104	Almeda ES	800	*	*	*	*	*	*	*	*	*	*	*
105	Anderson ES	638	*	*	*	*	*	*	*	*	*	*	*
274	Askew ES	890	*	*	*	*	*	*	*	*	*	*	*
151	Bell ES	547	*	*	*	*	*	*	*	*	*	*	*
295	Benavidez ES	919	14	*	*	*	*	*	*	*	*	*	*
111	Bonham ES	979	*	*	*	*	*	*	*	*	*	*	*
114	Braeburn ES	826	*	*	*	*	*	*	*	*	*	*	*
275	Bush ES	739	*	*	*	*	*	*	*	*	*	*	*
123	Codwell ES	329	21	*	*	*	*	*	*	*	*	*	*
130	Condit ES	736	*	*	*	*	*	*	*	*	*	*	*
136	Cunningham ES	550	*	*	*	*	*	*	*	*	*	*	*
396	Daily ES	822	11	*	*	*	*	*	*	*	*	*	*
148	Elrod ES	697	*	*	*	*	*	*	*	*	*	*	*
149	Emerson ES	966	5	*	*	*	*	*	*	*	*	*	*
271	Foerster ES	617	39	*	*	*	*	*	*	*	*	*	*
153	Fondren ES	300	*	*	*	*	*	*	*	*	*	*	*
156	Frost ES	488	*	*	*	*	*	*	*	*	*	*	*
162	Gregg ES	372	*	*	*	*	*	*	*	*	*	*	*
262	Grissom ES	467	7	*	*	*	*	*	*	*	*	*	*
169	Harvard ES	660	*	*	*	*	*	*	*	*	*	*	*
170	Helms ES	485	*	*	*	*	*	*	*	*	*	*	*
173	Herod ES	769	8	*	*	*	*	*	*	*	*	*	*
395	Hines-Caldwell ES	732	11	*	*	*	*	*	*	*	*	*	*
175	Hobby ES	501	48	*	*	*	*	*	*	*	*	*	*
178	Horn ES	749	*	*	*	*	*	*	*	*	*	*	*
187	Kelso ES	394	*	*	*	*	*	*	*	*	*	*	*
189	Kolter ES	755	*	*	*	*	*	*	*	*	*	*	*
263	Law ES	512	*	*	*	*	*	*	*	*	*	*	*
196	Longfellow ES	680	*	*	*	*	*	*	*	*	*	*	*
198	Love ES	346	*	*	*	*	*	*	*	*	*	*	*
199	Lovett ES	649	*	*	*	*	*	*	*	*	*	*	*
227	McNamara ES	991	8	*	*	*	*	*	*	*	*	*	*
204	Memorial ES	423	*	*	*	*	*	*	*	*	*	*	*
299	Milne ES	479	28	*	*	*	*	*	*	*	*	*	*
264	Mitchell ES	500	*	*	*	*	*	*	*	*	*	*	*
207	Montgomery ES	454	*	*	*	*	*	*	*	*	*	*	*
394	Neff ES	749	6	*	*	*	*	*	*	*	*	*	*
265	Petersen ES	375	6	*	*	*	*	*	*	*	*	*	*
219	Piney Point ES	1,195	*	*	*	*	*	*	*	*	*	*	*
225	Reynolds ES	334	6	*	*	*	*	*	*	*	*	*	*
372	Rodriguez ES	898	*	*	*	*	*	*	*	*	*	*	*
353	School at St. George ES	779	47	*	*	*	*	*	*	*	*	*	*
276	Shadowbriar ES	487	*	*	*	*	*	*	*	*	*	*	*
239	Shearn ES	477	9	*	*	*	*	*	*	*	*	*	*
241	Sinclair ES	649	10	*	*	*	*	*	*	*	*	*	*
248	Sutton ES	1,047	23	*	*	*	*	*	*	*	*	*	*
374	Tinsley ES	595	*	*	*	*	*	*	*	*	*	*	*
251	Twain ES	906	*	*	*	*	*	*	*	*	*	*	*
285	Valley West ES	653	12	*	*	*	*	*	*	*	*	*	*
253	Walnut Bend ES	668	*	*	*	*	*	*	*	*	*	*	*
267	White E ES	706	*	*	*	*	*	*	*	*	*	*	*
483	White M ES	639	*	*	*	*	*	*	*	*	*	*	*
127	Woodson	567	11	*	*	*	*	*	*	*	*	*	*
	Total	**34,485**	**353**	*	*	*	*	*	*	*	*	*	*

Elementary Schools Office 1

School Number	School Name	Enrollment	Total Incidents	12 - Used/ Possessed Illegal Knife		13 - Unlawful Carrying of a Club		14 - Used/ Possessed Prohibited Weapon		16 - Arson		17 - Murder, Capital Murder, Criminal Attempt to Commit Murder	
				N	N/S	N	N/S	N	N/S	N	N/S	N	N/S
104	Almeda ES	800	*	*	*	*	*	*	*	*	*	*	*
105	Anderson ES	638	*	*	*	*	*	*	*	*	*	*	*
274	Askew ES	890	*	*	*	*	*	*	*	*	*	*	*
151	Bell ES	547	*	*	*	*	*	*	*	*	*	*	*
295	Benavidez ES	919	14	*	*	*	*	*	*	*	*	*	*
111	Bonham ES	979	*	*	*	*	*	*	*	*	*	*	*
114	Braeburn ES	826	*	*	*	*	*	*	*	*	*	*	*
275	Bush ES	739	*	*	*	*	*	*	*	*	*	*	*
123	Codwell ES	329	21	*	*	*	*	*	*	*	*	*	*
130	Condit ES	736	*	*	*	*	*	*	*	*	*	*	*
136	Cunningham ES	550	*	*	*	*	*	*	*	*	*	*	*
396	Daily ES	822	11	*	*	*	*	*	*	*	*	*	*
148	Elrod ES	697	*	*	*	*	*	*	*	*	*	*	*
149	Emerson ES	966	5	*	*	*	*	*	*	*	*	*	*
271	Foerster ES	617	39	*	*	*	*	*	*	*	*	*	*
153	Fondren ES	300	*	*	*	*	*	*	*	*	*	*	*
156	Frost ES	488	*	*	*	*	*	*	*	*	*	*	*
162	Gregg ES	372	*	*	*	*	*	*	*	*	*	*	*
262	Grissom ES	467	7	*	*	*	*	*	*	*	*	*	*
169	Harvard ES	660	*	*	*	*	*	*	*	*	*	*	*
170	Helms ES	485	*	*	*	*	*	*	*	*	*	*	*
173	Herod ES	769	8	*	*	*	*	*	*	*	*	*	*
395	Hines-Caldwell ES	732	11	*	*	*	*	*	*	*	*	*	*
175	Hobby ES	501	48	*	*	*	*	*	*	*	*	*	*
178	Horn ES	749	*	*	*	*	*	*	*	*	*	*	*
187	Kelso ES	394	*	*	*	*	*	*	*	*	*	*	*
189	Kolter ES	755	*	*	*	*	*	*	*	*	*	*	*
263	Law ES	512	*	*	*	*	*	*	*	*	*	*	*
196	Longfellow ES	680	*	*	*	*	*	*	*	*	*	*	*
198	Love ES	346	*	*	*	*	*	*	*	*	*	*	*
199	Lovett ES	649	*	*	*	*	*	*	*	*	*	*	*
227	McNamara ES	991	8	*	*	*	*	*	*	*	*	*	*
204	Memorial ES	423	*	*	*	*	*	*	*	*	*	*	*
299	Milne ES	479	28	*	*	*	*	*	*	*	*	*	*
264	Mitchell ES	500	*	*	*	*	*	*	*	*	*	*	*
207	Montgomery ES	454	*	*	*	*	*	*	*	*	*	*	*
394	Neff ES	749	6	*	*	*	*	*	*	*	*	*	*
265	Petersen ES	375	6	*	*	*	*	*	*	*	*	*	*
219	Piney Point ES	1,195	*	*	*	*	*	*	*	*	*	*	*
225	Reynolds ES	334	6	*	*	*	*	*	*	*	*	*	*
372	Rodriguez ES	898	*	*	*	*	*	*	*	*	*	*	*
353	School at St. George ES	779	47	*	*	*	*	*	*	*	*	*	*
276	Shadowbriar ES	487	*	*	*	*	*	*	*	*	*	*	*
239	Shearn ES	477	9	*	*	*	*	*	*	*	*	*	*
241	Sinclair ES	649	10	*	*	*	*	*	*	*	*	*	*
248	Sutton ES	1,047	23	*	*	*	*	*	*	*	*	*	*
374	Tinsley ES	595	*	*	*	*	*	*	*	*	*	*	*
251	Twain ES	906	*	*	*	*	*	*	*	*	*	*	*
285	Valley West ES	653	12	*	*	*	*	*	*	*	*	*	*
253	Walnut Bend ES	668	*	*	*	*	*	*	*	*	*	*	*
267	White E ES	706	*	*	*	*	*	*	*	*	*	*	*
483	White M ES	639	*	*	*	*	*	*	*	*	*	*	*
127	Woodson	567	11	*	*	*	*	*	*	*	*	*	*
	Total	**34,485**	**353**	*	*	*	*	*	*	*	*	*	*

Elementary Schools Office 1

School Number	School Name	Enrollment	Total Incidents	18 - Indecency with a Child		19 - Aggravated Kidnapping		21 - Violation of Student Code of Conduct		22 - Criminal Mischief		23 - Emergency Placement/ Expulsion	
				N	N/S	N	N/S	N	N/S	N	N/S	N	N/S
104	Almeda ES	800	*	*	*	*	*	*	*	*	*	*	*
105	Anderson ES	638	*	*	*	*	*	*	*	*	*	*	*
274	Askew ES	890	*	*	*	*	*	*	*	*	*	*	*
151	Bell ES	547	*	*	*	*	*	*	*	*	*	*	*
295	Benavidez ES	919	14	*	*	*	*	*	*	*	*	*	*
111	Bonham ES	979	*	*	*	*	*	*	*	*	*	*	*
114	Braeburn ES	826	*	*	*	*	*	*	*	*	*	*	*
275	Bush ES	739	*	*	*	*	*	*	*	*	*	*	*
123	Codwell ES	329	21	*	*	*	*	21	6.38	*	*	*	*
130	Condit ES	736	*	*	*	*	*	*	*	*	*	*	*
136	Cunningham ES	550	*	*	*	*	*	*	*	*	*	*	*
396	Daily ES	822	11	*	*	*	*	11	1.34	*	*	*	*
148	Elrod ES	697	*	*	*	*	*	*	*	*	*	*	*
149	Emerson ES	966	5	*	*	*	*	5	0.52	*	*	*	*
271	Foerster ES	617	39	*	*	*	*	30	4.86	*	*	*	*
153	Fondren ES	300	*	*	*	*	*	*	*	*	*	*	*
156	Frost ES	488	*	*	*	*	*	*	*	*	*	*	*
162	Gregg ES	372	*	*	*	*	*	*	*	*	*	*	*
262	Grissom ES	467	7	*	*	*	*	7	1.50	*	*	*	*
169	Harvard ES	660	*	*	*	*	*	*	*	*	*	*	*
170	Helms ES	485	*	*	*	*	*	*	*	*	*	*	*
173	Herod ES	769	8	*	*	*	*	8	1.04	*	*	*	*
395	Hines-Caldwell ES	732	11	*	*	*	*	11	1.50	*	*	*	*
175	Hobby ES	501	48	*	*	*	*	26	5.19	*	*	*	*
178	Horn ES	749	*	*	*	*	*	*	*	*	*	*	*
187	Kelso ES	394	*	*	*	*	*	*	*	*	*	*	*
189	Kolter ES	755	*	*	*	*	*	*	*	*	*	*	*
263	Law ES	512	*	*	*	*	*	*	*	*	*	*	*
196	Longfellow ES	680	*	*	*	*	*	*	*	*	*	*	*
198	Love ES	346	*	*	*	*	*	*	*	*	*	*	*
199	Lovett ES	649	*	*	*	*	*	*	*	*	*	*	*
227	McNamara ES	991	8	*	*	*	*	8	0.81	*	*	*	*
204	Memorial ES	423	*	*	*	*	*	*	*	*	*	*	*
299	Milne ES	479	28	*	*	*	*	10	2.09	*	*	*	*
264	Mitchell ES	500	*	*	*	*	*	*	*	*	*	*	*
207	Montgomery ES	454	*	*	*	*	*	*	*	*	*	*	*
394	Neff ES	749	6	*	*	*	*	6	0.80	*	*	*	*
265	Petersen ES	375	6	*	*	*	*	6	1.60	*	*	*	*
219	Piney Point ES	1,195	*	*	*	*	*	*	*	*	*	*	*
225	Reynolds ES	334	6	*	*	*	*	6	1.80	*	*	*	*
372	Rodriguez ES	898	*	*	*	*	*	*	*	*	*	*	*
353	School at St. George ES	779	47	*	*	*	*	43	5.52	*	*	*	*
276	Shadowbriar ES	487	*	*	*	*	*	*	*	*	*	*	*
239	Shearn ES	477	9	*	*	*	*	7	1.47	*	*	*	*
241	Sinclair ES	649	10	*	*	*	*	10	1.54	*	*	*	*
248	Sutton ES	1,047	23	*	*	*	*	22	2.10	*	*	*	*
374	Tinsley ES	595	*	*	*	*	*	*	*	*	*	*	*
251	Twain ES	906	*	*	*	*	*	*	*	*	*	*	*
285	Valley West ES	653	12	*	*	*	*	10	1.53	*	*	*	*
253	Walnut Bend ES	668	*	*	*	*	*	*	*	*	*	*	*
267	White E ES	706	*	*	*	*	*	*	*	*	*	*	*
483	White M ES	639	*	*	*	*	*	*	*	*	*	*	*
127	Woodson	567	11	*	*	*	*	5	0.88	*	*	*	*
	Total	**34,485**	**353**	*	*	*	*	**272**	**0.79**	*	*	*	*

Elementary Schools Office 1

School Number	School Name	Enrollment	Total Incidents	26 - Terroristic Threat		27 - Assault Against Employee/ Volunteer		28 - Assault Against Non-Employee/ Non-Volunteer		29 - Aggravated Assault Against Employee/ Volunteer	
				N	N/S	N	N/S	N	N/S	N	N/S
104	Almeda ES	800	*	*	*	*	*	*	*	*	*
105	Anderson ES	638	*	*	*	*	*	*	*	*	*
274	Askew ES	890	*	*	*	*	*	*	*	*	*
151	Bell ES	547	*	*	*	*	*	*	*	*	*
295	Benavidez ES	919	14	*	*	*	*	*	*	*	*
111	Bonham ES	979	*	*	*	*	*	*	*	*	*
114	Braeburn ES	826	*	*	*	*	*	*	*	*	*
275	Bush ES	739	*	*	*	*	*	*	*	*	*
123	Codwell ES	329	21	*	*	*	*	*	*	*	*
130	Condit ES	736	*	*	*	*	*	*	*	*	*
136	Cunningham ES	550	*	*	*	*	*	*	*	*	*
396	Daily ES	822	11	*	*	*	*	*	*	*	*
148	Elrod ES	697	*	*	*	*	*	*	*	*	*
149	Emerson ES	966	5	*	*	*	*	*	*	*	*
271	Foerster ES	617	39	*	*	*	*	*	*	*	*
153	Fondren ES	300	*	*	*	*	*	*	*	*	*
156	Frost ES	488	*	*	*	*	*	*	*	*	*
162	Gregg ES	372	*	*	*	*	*	*	*	*	*
262	Grissom ES	467	7	*	*	*	*	*	*	*	*
169	Harvard ES	660	*	*	*	*	*	*	*	*	*
170	Helms ES	485	*	*	*	*	*	*	*	*	*
173	Herod ES	769	8	*	*	*	*	*	*	*	*
395	Hines-Caldwell ES	732	11	*	*	*	*	*	*	*	*
175	Hobby ES	501	48	6	1.20	*	*	*	*	*	*
178	Horn ES	749	*	*	*	*	*	*	*	*	*
187	Kelso ES	394	*	*	*	*	*	*	*	*	*
189	Kolter ES	755	*	*	*	*	*	*	*	*	*
263	Law ES	512	*	*	*	*	*	*	*	*	*
196	Longfellow ES	680	*	*	*	*	*	*	*	*	*
198	Love ES	346	*	*	*	*	*	*	*	*	*
199	Lovett ES	649	*	*	*	*	*	*	*	*	*
227	McNamara ES	991	8	*	*	*	*	*	*	*	*
204	Memorial ES	423	*	*	*	*	*	*	*	*	*
299	Milne ES	479	28	*	*	*	*	*	*	*	*
264	Mitchell ES	500	*	*	*	*	*	*	*	*	*
207	Montgomery ES	454	*	*	*	*	*	*	*	*	*
394	Neff ES	749	6	*	*	*	*	*	*	*	*
265	Petersen ES	375	6	*	*	*	*	*	*	*	*
219	Piney Point ES	1,195	*	*	*	*	*	*	*	*	*
225	Reynolds ES	334	6	*	*	*	*	*	*	*	*
372	Rodriguez ES	898	*	*	*	*	*	*	*	*	*
353	School at St. George ES	779	47	*	*	*	*	*	*	*	*
276	Shadowbriar ES	487	*	*	*	*	*	*	*	*	*
239	Shearn ES	477	9	*	*	*	*	*	*	*	*
241	Sinclair ES	649	10	*	*	*	*	*	*	*	*
248	Sutton ES	1,047	23	*	*	*	*	*	*	*	*
374	Tinsley ES	595	*	*	*	*	*	*	*	*	*
251	Twain ES	906	*	*	*	*	*	*	*	*	*
285	Valley West ES	653	12	*	*	*	*	*	*	*	*
253	Walnut Bend ES	668	*	*	*	*	*	*	*	*	*
267	White E ES	706	*	*	*	*	*	*	*	*	*
483	White M ES	639	*	*	*	*	*	*	*	*	*
127	Woodson	567	11	*	*	*	*	*	*	*	*
	Total	**34,485**	**353**	*	*	*	*	*	*	*	*

Elementary Schools Office 1

School Number	School Name	Enrollment	Total Incidents	30 - Aggravated Assault Against Non-Employee/ Non-Volunteer		31 - Sexual Assault Against Employee/ Volunteer		32 - Sexual Assault Against Non-Employee/ Non-Volunteer		35 - False Alarm/False Report	
				N	N/S	N	N/S	N	N/S	N	N/S
104	Almeda ES	800	*	*	*	*	*	*	*	*	*
105	Anderson ES	638	*	*	*	*	*	*	*	*	*
274	Askew ES	890	*	*	*	*	*	*	*	*	*
151	Bell ES	547	*	*	*	*	*	*	*	*	*
295	Benavidez ES	919	14	*	*	*	*	*	*	*	*
111	Bonham ES	979	*	*	*	*	*	*	*	*	*
114	Braeburn ES	826	*	*	*	*	*	*	*	*	*
275	Bush ES	739	*	*	*	*	*	*	*	*	*
123	Codwell ES	329	21	*	*	*	*	*	*	*	*
130	Condit ES	736	*	*	*	*	*	*	*	*	*
136	Cunningham ES	550	*	*	*	*	*	*	*	*	*
396	Daily ES	822	11	*	*	*	*	*	*	*	*
148	Elrod ES	697	*	*	*	*	*	*	*	*	*
149	Emerson ES	966	5	*	*	*	*	*	*	*	*
271	Foerster ES	617	39	*	*	*	*	*	*	*	*
153	Fondren ES	300	*	*	*	*	*	*	*	*	*
156	Frost ES	488	*	*	*	*	*	*	*	*	*
162	Gregg ES	372	*	*	*	*	*	*	*	*	*
262	Grissom ES	467	7	*	*	*	*	*	*	*	*
169	Harvard ES	660	*	*	*	*	*	*	*	*	*
170	Helms ES	485	*	*	*	*	*	*	*	*	*
173	Herod ES	769	8	*	*	*	*	*	*	*	*
395	Hines-Caldwell ES	732	11	*	*	*	*	*	*	*	*
175	Hobby ES	501	48	*	*	*	*	*	*	*	*
178	Horn ES	749	*	*	*	*	*	*	*	*	*
187	Kelso ES	394	*	*	*	*	*	*	*	*	*
189	Kolter ES	755	*	*	*	*	*	*	*	*	*
263	Law ES	512	*	*	*	*	*	*	*	*	*
196	Longfellow ES	680	*	*	*	*	*	*	*	*	*
198	Love ES	346	*	*	*	*	*	*	*	*	*
199	Lovett ES	649	*	*	*	*	*	*	*	*	*
227	McNamara ES	991	8	*	*	*	*	*	*	*	*
204	Memorial ES	423	*	*	*	*	*	*	*	*	*
299	Milne ES	479	28	*	*	*	*	*	*	*	*
264	Mitchell ES	500	*	*	*	*	*	*	*	*	*
207	Montgomery ES	454	*	*	*	*	*	*	*	*	*
394	Neff ES	749	6	*	*	*	*	*	*	*	*
265	Petersen ES	375	6	*	*	*	*	*	*	*	*
219	Piney Point ES	1,195	*	*	*	*	*	*	*	*	*
225	Reynolds ES	334	6	*	*	*	*	*	*	*	*
372	Rodriguez ES	898	*	*	*	*	*	*	*	*	*
353	School at St. George ES	779	47	*	*	*	*	*	*	*	*
276	Shadowbriar ES	487	*	*	*	*	*	*	*	*	*
239	Shearn ES	477	9	*	*	*	*	*	*	*	*
241	Sinclair ES	649	10	*	*	*	*	*	*	*	*
248	Sutton ES	1,047	23	*	*	*	*	*	*	*	*
374	Tinsley ES	595	*	*	*	*	*	*	*	*	*
251	Twain ES	906	*	*	*	*	*	*	*	*	*
285	Valley West ES	653	12	*	*	*	*	*	*	*	*
253	Walnut Bend ES	668	*	*	*	*	*	*	*	*	*
267	White E ES	706	*	*	*	*	*	*	*	*	*
483	White M ES	639	*	*	*	*	*	*	*	*	*
127	Woodson	567	11	*	*	*	*	*	*	*	*
	Total	**34,485**	**353**	*	*	*	*	*	*	*	*

Elementary Schools Office 1

School Number	School Name	Enrollment	Total Incidents	36 - Felony Controlled Substance Violation		41 - Fighting/ Mutual Combat		46 - Aggravated Robbery		47 - Manslaughter	
				N	N/S	N	N/S	N	N/S	N	N/S
104	Almeda ES	800	*	*	*	*	*	*	*	*	*
105	Anderson ES	638	*	*	*	*	*	*	*	*	*
274	Askew ES	890	*	*	*	*	*	*	*	*	*
151	Bell ES	547	*	*	*	*	*	*	*	*	*
295	Benavidez ES	919	14	*	*	13	1.41	*	*	*	*
111	Bonham ES	979	*	*	*	*	*	*	*	*	*
114	Braeburn ES	826	*	*	*	*	*	*	*	*	*
275	Bush ES	739	*	*	*	*	*	*	*	*	*
123	Codwell ES	329	21	*	*	*	*	*	*	*	*
130	Condit ES	736	*	*	*	*	*	*	*	*	*
136	Cunningham ES	550	*	*	*	*	*	*	*	*	*
396	Daily ES	822	11	*	*	*	*	*	*	*	*
148	Elrod ES	697	*	*	*	*	*	*	*	*	*
149	Emerson ES	966	5	*	*	*	*	*	*	*	*
271	Foerster ES	617	39	*	*	5	0.81	*	*	*	*
153	Fondren ES	300	*	*	*	*	*	*	*	*	*
156	Frost ES	488	*	*	*	*	*	*	*	*	*
162	Gregg ES	372	*	*	*	*	*	*	*	*	*
262	Grissom ES	467	7	*	*	*	*	*	*	*	*
169	Harvard ES	660	*	*	*	*	*	*	*	*	*
170	Helms ES	485	*	*	*	*	*	*	*	*	*
173	Herod ES	769	8	*	*	*	*	*	*	*	*
395	Hines-Caldwell ES	732	11	*	*	*	*	*	*	*	*
175	Hobby ES	501	48	*	*	13	2.59	*	*	*	*
178	Horn ES	749	*	*	*	*	*	*	*	*	*
187	Kelso ES	394	*	*	*	*	*	*	*	*	*
189	Kolter ES	755	*	*	*	*	*	*	*	*	*
263	Law ES	512	*	*	*	*	*	*	*	*	*
196	Longfellow ES	680	*	*	*	*	*	*	*	*	*
198	Love ES	346	*	*	*	*	*	*	*	*	*
199	Lovett ES	649	*	*	*	*	*	*	*	*	*
227	McNamara ES	991	8	*	*	*	*	*	*	*	*
204	Memorial ES	423	*	*	*	*	*	*	*	*	*
299	Milne ES	479	28	*	*	18	3.76	*	*	*	*
264	Mitchell ES	500	*	*	*	*	*	*	*	*	*
207	Montgomery ES	454	*	*	*	*	*	*	*	*	*
394	Neff ES	749	6	*	*	*	*	*	*	*	*
265	Petersen ES	375	6	*	*	*	*	*	*	*	*
219	Piney Point ES	1,195	*	*	*	*	*	*	*	*	*
225	Reynolds ES	334	6	*	*	*	*	*	*	*	*
372	Rodriguez ES	898	*	*	*	*	*	*	*	*	*
353	School at St. George ES	779	47	*	*	*	*	*	*	*	*
276	Shadowbriar ES	487	*	*	*	*	*	*	*	*	*
239	Shearn ES	477	9	*	*	*	*	*	*	*	*
241	Sinclair ES	649	10	*	*	*	*	*	*	*	*
248	Sutton ES	1,047	23	*	*	*	*	*	*	*	*
374	Tinsley ES	595	*	*	*	*	*	*	*	*	*
251	Twain ES	906	*	*	*	*	*	*	*	*	*
285	Valley West ES	653	12	*	*	*	*	*	*	*	*
253	Walnut Bend ES	668	*	*	*	*	*	*	*	*	*
267	White E ES	706	*	*	*	*	*	*	*	*	*
483	White M ES	639	*	*	*	*	*	*	*	*	*
127	Woodson	567	11	*	*	*	*	*	*	*	*
	Total	**34,485**	**353**	*	*	*	*	*	*	*	*

Elementary Schools Office 1

School Number	School Name	Enrollment	Total Incidents	48 - Criminally Negligent Homicide		49 - Engages in Deadly Conduct		55 - Sex Offender Under Court Supervision		56 - Sex Offender Not Under Court Supervision		57 - Continuous Sexual Abuse of a Young Child/ Children	
				N	N/S	N	N/S	N	N/S	N	N/S	N	N/S
104	Almeda ES	800	*	*	*	*	*	*	*	*	*	*	*
105	Anderson ES	638	*	*	*	*	*	*	*	*	*	*	*
274	Askew ES	890	*	*	*	*	*	*	*	*	*	*	*
151	Bell ES	547	*	*	*	*	*	*	*	*	*	*	*
295	Benavidez ES	919	14	*	*	*	*	*	*	*	*	*	*
111	Bonham ES	979	*	*	*	*	*	*	*	*	*	*	*
114	Braeburn ES	826	*	*	*	*	*	*	*	*	*	*	*
275	Bush ES	739	*	*	*	*	*	*	*	*	*	*	*
123	Codwell ES	329	21	*	*	*	*	*	*	*	*	*	*
130	Condit ES	736	*	*	*	*	*	*	*	*	*	*	*
136	Cunningham ES	550	*	*	*	*	*	*	*	*	*	*	*
396	Daily ES	822	11	*	*	*	*	*	*	*	*	*	*
148	Elrod ES	697	*	*	*	*	*	*	*	*	*	*	*
149	Emerson ES	966	5	*	*	*	*	*	*	*	*	*	*
271	Foerster ES	617	39	*	*	*	*	*	*	*	*	*	*
153	Fondren ES	300	*	*	*	*	*	*	*	*	*	*	*
156	Frost ES	488	*	*	*	*	*	*	*	*	*	*	*
162	Gregg ES	372	*	*	*	*	*	*	*	*	*	*	*
262	Grissom ES	467	7	*	*	*	*	*	*	*	*	*	*
169	Harvard ES	660	*	*	*	*	*	*	*	*	*	*	*
170	Helms ES	485	*	*	*	*	*	*	*	*	*	*	*
173	Herod ES	769	8	*	*	*	*	*	*	*	*	*	*
395	Hines-Caldwell ES	732	11	*	*	*	*	*	*	*	*	*	*
175	Hobby ES	501	48	*	*	*	*	*	*	*	*	*	*
178	Horn ES	749	*	*	*	*	*	*	*	*	*	*	*
187	Kelso ES	394	*	*	*	*	*	*	*	*	*	*	*
189	Kolter ES	755	*	*	*	*	*	*	*	*	*	*	*
263	Law ES	512	*	*	*	*	*	*	*	*	*	*	*
196	Longfellow ES	680	*	*	*	*	*	*	*	*	*	*	*
198	Love ES	346	*	*	*	*	*	*	*	*	*	*	*
199	Lovett ES	649	*	*	*	*	*	*	*	*	*	*	*
227	McNamara ES	991	8	*	*	*	*	*	*	*	*	*	*
204	Memorial ES	423	*	*	*	*	*	*	*	*	*	*	*
299	Milne ES	479	28	*	*	*	*	*	*	*	*	*	*
264	Mitchell ES	500	*	*	*	*	*	*	*	*	*	*	*
207	Montgomery ES	454	*	*	*	*	*	*	*	*	*	*	*
394	Neff ES	749	6	*	*	*	*	*	*	*	*	*	*
265	Petersen ES	375	6	*	*	*	*	*	*	*	*	*	*
219	Piney Point ES	1,195	*	*	*	*	*	*	*	*	*	*	*
225	Reynolds ES	334	6	*	*	*	*	*	*	*	*	*	*
372	Rodriguez ES	898	*	*	*	*	*	*	*	*	*	*	*
353	School at St. George ES	779	47	*	*	*	*	*	*	*	*	*	*
276	Shadowbriar ES	487	*	*	*	*	*	*	*	*	*	*	*
239	Shearn ES	477	9	*	*	*	*	*	*	*	*	*	*
241	Sinclair ES	649	10	*	*	*	*	*	*	*	*	*	*
248	Sutton ES	1,047	23	*	*	*	*	*	*	*	*	*	*
374	Tinsley ES	595	*	*	*	*	*	*	*	*	*	*	*
251	Twain ES	906	*	*	*	*	*	*	*	*	*	*	*
285	Valley West ES	653	12	*	*	*	*	*	*	*	*	*	*
253	Walnut Bend ES	668	*	*	*	*	*	*	*	*	*	*	*
267	White E ES	706	*	*	*	*	*	*	*	*	*	*	*
483	White M ES	639	*	*	*	*	*	*	*	*	*	*	*
127	Woodson	567	11	*	*	*	*	*	*	*	*	*	*
	Total	**34,485**	**353**	*	*	*	*	*	*	*	*	*	*

Elementary Schools Office 1

School Number	School Name	Enrollment	Total Incidents	58 - Breach of Computer Security		59 - Serious Misbehavior DAEP		60 - Harassment		61 - Bullying	
				N	N/S	N	N/S	N	N/S	N	N/S
104	Almeda ES	800	*	*	*	*	*	*	*	*	*
105	Anderson ES	638	*	*	*	*	*	*	*	*	*
274	Askew ES	890	*	*	*	*	*	*	*	*	*
151	Bell ES	547	*	*	*	*	*	*	*	*	*
295	Benavidez ES	919	14	*	*	*	*	*	*	*	*
111	Bonham ES	979	*	*	*	*	*	*	*	*	*
114	Braeburn ES	826	*	*	*	*	*	*	*	*	*
275	Bush ES	739	*	*	*	*	*	*	*	*	*
123	Codwell ES	329	21	*	*	*	*	*	*	*	*
130	Condit ES	736	*	*	*	*	*	*	*	*	*
136	Cunningham ES	550	*	*	*	*	*	*	*	*	*
396	Daily ES	822	11	*	*	*	*	*	*	*	*
148	Elrod ES	697	*	*	*	*	*	*	*	*	*
149	Emerson ES	966	5	*	*	*	*	*	*	*	*
271	Foerster ES	617	39	*	*	*	*	*	*	*	*
153	Fondren ES	300	*	*	*	*	*	*	*	*	*
156	Frost ES	488	*	*	*	*	*	*	*	*	*
162	Gregg ES	372	*	*	*	*	*	*	*	*	*
262	Grissom ES	467	7	*	*	*	*	*	*	*	*
169	Harvard ES	660	*	*	*	*	*	*	*	*	*
170	Helms ES	485	*	*	*	*	*	*	*	*	*
173	Herod ES	769	8	*	*	*	*	*	*	*	*
395	Hines-Caldwell ES	732	11	*	*	*	*	*	*	*	*
175	Hobby ES	501	48	*	*	*	*	*	*	*	*
178	Horn ES	749	*	*	*	*	*	*	*	*	*
187	Kelso ES	394	*	*	*	*	*	*	*	*	*
189	Kolter ES	755	*	*	*	*	*	*	*	*	*
263	Law ES	512	*	*	*	*	*	*	*	*	*
196	Longfellow ES	680	*	*	*	*	*	*	*	*	*
198	Love ES	346	*	*	*	*	*	*	*	*	*
199	Lovett ES	649	*	*	*	*	*	*	*	*	*
227	McNamara ES	991	8	*	*	*	*	*	*	*	*
204	Memorial ES	423	*	*	*	*	*	*	*	*	*
299	Milne ES	479	28	*	*	*	*	*	*	*	*
264	Mitchell ES	500	*	*	*	*	*	*	*	*	*
207	Montgomery ES	454	*	*	*	*	*	*	*	*	*
394	Neff ES	749	6	*	*	*	*	*	*	*	*
265	Petersen ES	375	6	*	*	*	*	*	*	*	*
219	Piney Point ES	1,195	*	*	*	*	*	*	*	*	*
225	Reynolds ES	334	6	*	*	*	*	*	*	*	*
372	Rodriguez ES	898	*	*	*	*	*	*	*	*	*
353	School at St. George ES	779	47	*	*	*	*	*	*	*	*
276	Shadowbriar ES	487	*	*	*	*	*	*	*	*	*
239	Shearn ES	477	9	*	*	*	*	*	*	*	*
241	Sinclair ES	649	10	*	*	*	*	*	*	*	*
248	Sutton ES	1,047	23	*	*	*	*	*	*	*	*
374	Tinsley ES	595	*	*	*	*	*	*	*	*	*
251	Twain ES	906	*	*	*	*	*	*	*	*	*
285	Valley West ES	653	12	*	*	*	*	*	*	*	*
253	Walnut Bend ES	668	*	*	*	*	*	*	*	*	*
267	White E ES	706	*	*	*	*	*	*	*	*	*
483	White M ES	639	*	*	*	*	*	*	*	*	*
127	Woodson	567	11	*	*	*	*	*	*	*	*
	Total	**34,485**	**353**	*	*	*	*	*	*	*	*

Sources: PEIMS Summer Resubmission, 2022–2023; PEIMS Fall Snapshot, 2022–2023; Campus Information List, 8/9/23
Notes: N denotes the number of incidents. N/S denotes the number of incidents per 100 students. Results are masked if counts are less than 5 or if rates are less than 0.5.

Elementary Schools Office 2

School Number	School Name	Enrollment	Total Incidents	1 - Permanent Removal by a Teacher from Class		2 - Conduct Punishable as a Felony		4 - Possessed Controlled Substance		5 - Possessed Alcohol Beverage	
				N	N/S	N	N/S	N	N/S	N	N/S
106	Atherton ES	430	*	*	*	*	*	*	*	*	*
107	Barrick ES	485	*	*	*	*	*	*	*	*	*
268	Benbrook ES	482	*	*	*	*	*	*	*	*	*
109	Berry ES	804	*	*	*	*	*	*	*	*	*
116	Briargrove ES	824	*	*	*	*	*	*	*	*	*
120	Browning ES	409	*	*	*	*	*	*	*	*	*
121	Bruce ES	306	*	*	*	*	*	*	*	*	*
122	Burbank ES	807	10	*	*	*	*	*	*	6	0.74
125	Burrus ES	245	*	*	*	*	*	*	*	*	*
358	Cook ES	517	*	*	*	*	*	*	*	*	*
132	Coop ES	548	11	*	*	*	*	*	*	*	*
135	Crockett ES	550	7	*	*	*	*	*	*	*	*
137	De Chaumes ES	703	*	*	*	*	*	*	*	*	*
140	Dogan ES	510	13	*	*	*	*	*	*	*	*
115	Durham ES	571	17	*	*	*	*	*	*	*	*
144	Durkee ES	488	11	*	*	*	*	*	*	*	*
147	Eliot ES	549	*	*	*	*	*	*	*	*	*
475	Elmore ES	532	25	*	*	*	*	*	*	*	*
152	Field ES	443	*	*	*	*	*	*	*	*	*
283	Garcia ES	336	10	*	*	*	*	*	*	*	*
172	Henderson NQ ES	225	*	*	*	*	*	*	*	*	*
286	Herrera ES	824	*	*	*	*	*	*	*	*	*
473	Hilliard ES	546	56	*	*	*	*	*	*	*	*
181	Janowski ES	412	*	*	*	*	*	*	*	*	*
182	Jefferson ES	344	*	*	*	*	*	*	*	*	*
185	Kashmere Gardens ES	354	*	*	*	*	*	*	*	*	*
188	Kennedy ES	510	*	*	*	*	*	*	*	*	*
389	Ketelsen ES	444	*	*	*	*	*	*	*	*	*
197	Looscan ES	260	16	*	*	*	*	*	*	*	*
128	Lyons ES	865	*	*	*	*	*	*	*	*	*
201	MacGregor ES	443	*	*	*	*	*	*	*	*	*
179	McGowen ES	385	25	*	*	*	*	*	*	*	*
359	Moreno ES	698	*	*	*	*	*	*	*	*	*
211	Oak Forest ES	876	7	*	*	*	*	*	*	*	*
113	Paige ES	368	12	*	*	*	*	*	*	*	*
221	Poe ES	784	6	*	*	*	*	*	*	*	*
228	River Oaks ES	695	*	*	*	*	*	*	*	*	*
229	Roberts ES	724	*	*	*	*	*	*	*	*	*
231	Roosevelt ES	421	*	*	*	*	*	*	*	*	*
232	Ross ES	270	*	*	*	*	*	*	*	*	*
237	Scarborough ES	656	*	*	*	*	*	*	*	*	*
269	Scroggins ES	332	*	*	*	*	*	*	*	*	*
479	Shadydale ES	631	122	*	*	*	*	*	*	*	*
240	Sherman ES	527	8	*	*	*	*	*	*	*	*
245	Stevens ES	582	13	*	*	*	*	*	*	6	1.03
249	Travis ES	713	*	*	*	*	*	*	*	*	*
252	Wainwright ES	427	*	*	*	*	*	*	*	*	*
254	Wesley ES	270	*	*	*	*	*	*	*	*	*
255	West University ES	1,104	15	*	*	*	*	*	*	*	*
	Total	**26,229**	**402**	*	*	*	*	*	*	*	*

Elementary Schools Office 2

School Number	School Name	Enrollment	Total Incidents	6 - Abuse of a Volatile Chemical		7 - Public Lewdness/ Indecent Exposure		8 - Retaliation Against School Employee		9 - Felony Conduct Off Campus/In Title 5	
				N	N/S	N	N/S	N	N/S	N	N/S
106	Atherton ES	430	*	*	*	*	*	*	*	*	*
107	Barrick ES	485	*	*	*	*	*	*	*	*	*
268	Benbrook ES	482	*	*	*	*	*	*	*	*	*
109	Berry ES	804	*	*	*	*	*	*	*	*	*
116	Briargrove ES	824	*	*	*	*	*	*	*	*	*
120	Browning ES	409	*	*	*	*	*	*	*	*	*
121	Bruce ES	306	*	*	*	*	*	*	*	*	*
122	Burbank ES	807	10	*	*	*	*	*	*	*	*
125	Burrus ES	245	*	*	*	*	*	*	*	*	*
358	Cook ES	517	*	*	*	*	*	*	*	*	*
132	Coop ES	548	11	*	*	*	*	*	*	*	*
135	Crockett ES	550	7	*	*	*	*	*	*	*	*
137	De Chaumes ES	703	*	*	*	*	*	*	*	*	*
140	Dogan ES	510	13	*	*	*	*	*	*	*	*
115	Durham ES	571	17	*	*	*	*	*	*	*	*
144	Durkee ES	488	11	*	*	*	*	*	*	*	*
147	Eliot ES	549	*	*	*	*	*	*	*	*	*
475	Elmore ES	532	25	*	*	*	*	*	*	*	*
152	Field ES	443	*	*	*	*	*	*	*	*	*
283	Garcia ES	336	10	*	*	*	*	*	*	*	*
172	Henderson NQ ES	225	*	*	*	*	*	*	*	*	*
286	Herrera ES	824	*	*	*	*	*	*	*	*	*
473	Hilliard ES	546	56	*	*	*	*	*	*	*	*
181	Janowski ES	412	*	*	*	*	*	*	*	*	*
182	Jefferson ES	344	*	*	*	*	*	*	*	*	*
185	Kashmere Gardens ES	354	*	*	*	*	*	*	*	*	*
188	Kennedy ES	510	*	*	*	*	*	*	*	*	*
389	Ketelsen ES	444	*	*	*	*	*	*	*	*	*
197	Looscan ES	260	16	*	*	*	*	*	*	*	*
128	Lyons ES	865	*	*	*	*	*	*	*	*	*
201	MacGregor ES	443	*	*	*	*	*	*	*	*	*
179	McGowen ES	385	25	*	*	*	*	*	*	*	*
359	Moreno ES	698	*	*	*	*	*	*	*	*	*
211	Oak Forest ES	876	7	*	*	*	*	*	*	*	*
113	Paige ES	368	12	*	*	*	*	*	*	*	*
221	Poe ES	784	6	*	*	*	*	*	*	*	*
228	River Oaks ES	695	*	*	*	*	*	*	*	*	*
229	Roberts ES	724	*	*	*	*	*	*	*	*	*
231	Roosevelt ES	421	*	*	*	*	*	*	*	*	*
232	Ross ES	270	*	*	*	*	*	*	*	*	*
237	Scarborough ES	656	*	*	*	*	*	*	*	*	*
269	Scroggins ES	332	*	*	*	*	*	*	*	*	*
479	Shadydale ES	631	122	*	*	*	*	*	*	*	*
240	Sherman ES	527	8	*	*	*	*	*	*	*	*
245	Stevens ES	582	13	*	*	*	*	*	*	*	*
249	Travis ES	713	*	*	*	*	*	*	*	*	*
252	Wainwright ES	427	*	*	*	*	*	*	*	*	*
254	Wesley ES	270	*	*	*	*	*	*	*	*	*
255	West University ES	1,104	15	*	*	*	*	*	*	*	*
	Total	**26,229**	**402**	*	*	*	*	*	*	*	*

Elementary Schools Office 2

School Number	School Name	Enrollment	Total Incidents	10 - Felony Conduct Off Campus/Not In Title 5		11 - Used/ Possessed Firearm		12 - Used/ Possessed Illegal Knife		13 - Unlawful Carrying of a Club	
				N	N/S	N	N/S	N	N/S	N	N/S
106	Atherton ES	430	*	*	*	*	*	*	*	*	*
107	Barrick ES	485	*	*	*	*	*	*	*	*	*
268	Benbrook ES	482	*	*	*	*	*	*	*	*	*
109	Berry ES	804	*	*	*	*	*	*	*	*	*
116	Briargrove ES	824	*	*	*	*	*	*	*	*	*
120	Browning ES	409	*	*	*	*	*	*	*	*	*
121	Bruce ES	306	*	*	*	*	*	*	*	*	*
122	Burbank ES	807	10	*	*	*	*	*	*	*	*
125	Burrus ES	245	*	*	*	*	*	*	*	*	*
358	Cook ES	517	*	*	*	*	*	*	*	*	*
132	Coop ES	548	11	*	*	*	*	*	*	*	*
135	Crockett ES	550	7	*	*	*	*	*	*	*	*
137	De Chaumes ES	703	*	*	*	*	*	*	*	*	*
140	Dogan ES	510	13	*	*	*	*	*	*	*	*
115	Durham ES	571	17	*	*	*	*	*	*	*	*
144	Durkee ES	488	11	*	*	*	*	*	*	*	*
147	Eliot ES	549	*	*	*	*	*	*	*	*	*
475	Elmore ES	532	25	*	*	*	*	*	*	*	*
152	Field ES	443	*	*	*	*	*	*	*	*	*
283	Garcia ES	336	10	*	*	*	*	*	*	*	*
172	Henderson NQ ES	225	*	*	*	*	*	*	*	*	*
286	Herrera ES	824	*	*	*	*	*	*	*	*	*
473	Hilliard ES	546	56	*	*	*	*	*	*	*	*
181	Janowski ES	412	*	*	*	*	*	*	*	*	*
182	Jefferson ES	344	*	*	*	*	*	*	*	*	*
185	Kashmere Gardens ES	354	*	*	*	*	*	*	*	*	*
188	Kennedy ES	510	*	*	*	*	*	*	*	*	*
389	Ketelsen ES	444	*	*	*	*	*	*	*	*	*
197	Looscan ES	260	16	*	*	*	*	*	*	*	*
128	Lyons ES	865	*	*	*	*	*	*	*	*	*
201	MacGregor ES	443	*	*	*	*	*	*	*	*	*
179	McGowen ES	385	25	*	*	*	*	*	*	*	*
359	Moreno ES	698	*	*	*	*	*	*	*	*	*
211	Oak Forest ES	876	7	*	*	*	*	*	*	*	*
113	Paige ES	368	12	*	*	*	*	*	*	*	*
221	Poe ES	784	6	*	*	*	*	*	*	*	*
228	River Oaks ES	695	*	*	*	*	*	*	*	*	*
229	Roberts ES	724	*	*	*	*	*	*	*	*	*
231	Roosevelt ES	421	*	*	*	*	*	*	*	*	*
232	Ross ES	270	*	*	*	*	*	*	*	*	*
237	Scarborough ES	656	*	*	*	*	*	*	*	*	*
269	Scroggins ES	332	*	*	*	*	*	*	*	*	*
479	Shadydale ES	631	122	*	*	*	*	*	*	*	*
240	Sherman ES	527	8	*	*	*	*	*	*	*	*
245	Stevens ES	582	13	*	*	*	*	*	*	*	*
249	Travis ES	713	*	*	*	*	*	*	*	*	*
252	Wainwright ES	427	*	*	*	*	*	*	*	*	*
254	Wesley ES	270	*	*	*	*	*	*	*	*	*
255	West University ES	1,104	15	*	*	*	*	*	*	*	*
	Total	**26,229**	**402**	*	*	*	*	*	*	*	*

Elementary Schools Office 2

School Number	School Name	Enrollment	Total Incidents	14 - Used/ Possessed Prohibited Weapon		16 - Arson		17 - Murder, Capital Murder, Criminal Attempt to Commit Murder		18 - Indecency with a Child	
				N	N/S	N	N/S	N	N/S	N	N/S
106	Atherton ES	430	*	*	*	*	*	*	*	*	*
107	Barrick ES	485	*	*	*	*	*	*	*	*	*
268	Benbrook ES	482	*	*	*	*	*	*	*	*	*
109	Berry ES	804	*	*	*	*	*	*	*	*	*
116	Briargrove ES	824	*	*	*	*	*	*	*	*	*
120	Browning ES	409	*	*	*	*	*	*	*	*	*
121	Bruce ES	306	*	*	*	*	*	*	*	*	*
122	Burbank ES	807	10	*	*	*	*	*	*	*	*
125	Burrus ES	245	*	*	*	*	*	*	*	*	*
358	Cook ES	517	*	*	*	*	*	*	*	*	*
132	Coop ES	548	11	*	*	*	*	*	*	*	*
135	Crockett ES	550	7	*	*	*	*	*	*	*	*
137	De Chaumes ES	703	*	*	*	*	*	*	*	*	*
140	Dogan ES	510	13	*	*	*	*	*	*	*	*
115	Durham ES	571	17	*	*	*	*	*	*	*	*
144	Durkee ES	488	11	*	*	*	*	*	*	*	*
147	Eliot ES	549	*	*	*	*	*	*	*	*	*
475	Elmore ES	532	25	*	*	*	*	*	*	*	*
152	Field ES	443	*	*	*	*	*	*	*	*	*
283	Garcia ES	336	10	*	*	*	*	*	*	*	*
172	Henderson NQ ES	225	*	*	*	*	*	*	*	*	*
286	Herrera ES	824	*	*	*	*	*	*	*	*	*
473	Hilliard ES	546	56	*	*	*	*	*	*	*	*
181	Janowski ES	412	*	*	*	*	*	*	*	*	*
182	Jefferson ES	344	*	*	*	*	*	*	*	*	*
185	Kashmere Gardens ES	354	*	*	*	*	*	*	*	*	*
188	Kennedy ES	510	*	*	*	*	*	*	*	*	*
389	Ketelsen ES	444	*	*	*	*	*	*	*	*	*
197	Looscan ES	260	16	*	*	*	*	*	*	*	*
128	Lyons ES	865	*	*	*	*	*	*	*	*	*
201	MacGregor ES	443	*	*	*	*	*	*	*	*	*
179	McGowen ES	385	25	*	*	*	*	*	*	*	*
359	Moreno ES	698	*	*	*	*	*	*	*	*	*
211	Oak Forest ES	876	7	*	*	*	*	*	*	*	*
113	Paige ES	368	12	*	*	*	*	*	*	*	*
221	Poe ES	784	6	*	*	*	*	*	*	*	*
228	River Oaks ES	695	*	*	*	*	*	*	*	*	*
229	Roberts ES	724	*	*	*	*	*	*	*	*	*
231	Roosevelt ES	421	*	*	*	*	*	*	*	*	*
232	Ross ES	270	*	*	*	*	*	*	*	*	*
237	Scarborough ES	656	*	*	*	*	*	*	*	*	*
269	Scroggins ES	332	*	*	*	*	*	*	*	*	*
479	Shadydale ES	631	122	*	*	*	*	*	*	*	*
240	Sherman ES	527	8	*	*	*	*	*	*	*	*
245	Stevens ES	582	13	*	*	*	*	*	*	*	*
249	Travis ES	713	*	*	*	*	*	*	*	*	*
252	Wainwright ES	427	*	*	*	*	*	*	*	*	*
254	Wesley ES	270	*	*	*	*	*	*	*	*	*
255	West University ES	1,104	15	*	*	*	*	*	*	*	*
	Total	**26,229**	**402**	*	*	*	*	*	*	*	*

Elementary Schools Office 2

School Number	School Name	Enrollment	Total Incidents	19 - Aggravated Kidnapping		21 - Violation of Student Code of Conduct		22 - Criminal Mischief		23 - Emergency Placement/ Expulsion	
				N	N/S	N	N/S	N	N/S	N	N/S
106	Atherton ES	430	*	*	*	*	*	*	*	*	*
107	Barrick ES	485	*	*	*	*	*	*	*	*	*
268	Benbrook ES	482	*	*	*	*	*	*	*	*	*
109	Berry ES	804	*	*	*	*	*	*	*	*	*
116	Briargrove ES	824	*	*	*	*	*	*	*	*	*
120	Browning ES	409	*	*	*	*	*	*	*	*	*
121	Bruce ES	306	*	*	*	*	*	*	*	*	*
122	Burbank ES	807	10	*	*	*	*	*	*	*	*
125	Burrus ES	245	*	*	*	*	*	*	*	*	*
358	Cook ES	517	*	*	*	*	*	*	*	*	*
132	Coop ES	548	11	*	*	11	2.01	*	*	*	*
135	Crockett ES	550	7	*	*	7	1.27	*	*	*	*
137	De Chaumes ES	703	*	*	*	*	*	*	*	*	*
140	Dogan ES	510	13	*	*	8	1.57	*	*	*	*
115	Durham ES	571	17	*	*	17	2.98	*	*	*	*
144	Durkee ES	488	11	*	*	11	2.25	*	*	*	*
147	Eliot ES	549	*	*	*	*	*	*	*	*	*
475	Elmore ES	532	25	*	*	8	1.50	*	*	*	*
152	Field ES	443	*	*	*	*	*	*	*	*	*
283	Garcia ES	336	10	*	*	8	2.38	*	*	*	*
172	Henderson NQ ES	225	*	*	*	*	*	*	*	*	*
286	Herrera ES	824	*	*	*	*	*	*	*	*	*
473	Hilliard ES	546	56	*	*	56	10.26	*	*	*	*
181	Janowski ES	412	*	*	*	*	*	*	*	*	*
182	Jefferson ES	344	*	*	*	*	*	*	*	*	*
185	Kashmere Gardens ES	354	*	*	*	*	*	*	*	*	*
188	Kennedy ES	510	*	*	*	*	*	*	*	*	*
389	Ketelsen ES	444	*	*	*	*	*	*	*	*	*
197	Looscan ES	260	16	*	*	16	6.15	*	*	*	*
128	Lyons ES	865	*	*	*	*	*	*	*	*	*
201	MacGregor ES	443	*	*	*	*	*	*	*	*	*
179	McGowen ES	385	25	*	*	20	5.19	*	*	*	*
359	Moreno ES	698	*	*	*	*	*	*	*	*	*
211	Oak Forest ES	876	7	*	*	7	0.80	*	*	*	*
113	Paige ES	368	12	*	*	9	2.45	*	*	*	*
221	Poe ES	784	6	*	*	6	0.77	*	*	*	*
228	River Oaks ES	695	*	*	*	*	*	*	*	*	*
229	Roberts ES	724	*	*	*	*	*	*	*	*	*
231	Roosevelt ES	421	*	*	*	*	*	*	*	*	*
232	Ross ES	270	*	*	*	*	*	*	*	*	*
237	Scarborough ES	656	*	*	*	*	*	*	*	*	*
269	Scroggins ES	332	*	*	*	*	*	*	*	*	*
479	Shadydale ES	631	122	*	*	49	7.77	*	*	*	*
240	Sherman ES	527	8	*	*	4	0.76	*	*	*	*
245	Stevens ES	582	13	*	*	7	1.20	*	*	*	*
249	Travis ES	713	*	*	*	*	*	*	*	*	*
252	Wainwright ES	427	*	*	*	*	*	*	*	*	*
254	Wesley ES	270	*	*	*	*	*	*	*	*	*
255	West University ES	1,104	15	*	*	15	1.36	*	*	*	*
	Total	**26,229**	**402**	*	*	**280**	**1.07**	*	*	*	*

Elementary Schools Office 2

School Number	School Name	Enrollment	Total Incidents	26 - Terroristic Threat		27 - Assault Against Employee/ Volunteer		28 - Assault Against Non-Employee/ Non-Volunteer		29 - Aggravated Assault Against Employee/ Volunteer	
				N	N/S	N	N/S	N	N/S	N	N/S
106	Atherton ES	430	*	*	*	*	*	*	*	*	*
107	Barrick ES	485	*	*	*	*	*	*	*	*	*
268	Benbrook ES	482	*	*	*	*	*	*	*	*	*
109	Berry ES	804	*	*	*	*	*	*	*	*	*
116	Briargrove ES	824	*	*	*	*	*	*	*	*	*
120	Browning ES	409	*	*	*	*	*	*	*	*	*
121	Bruce ES	306	*	*	*	*	*	*	*	*	*
122	Burbank ES	807	10	*	*	*	*	*	*	*	*
125	Burrus ES	245	*	*	*	*	*	*	*	*	*
358	Cook ES	517	*	*	*	*	*	*	*	*	*
132	Coop ES	548	11	*	*	*	*	*	*	*	*
135	Crockett ES	550	7	*	*	*	*	*	*	*	*
137	De Chaumes ES	703	*	*	*	*	*	*	*	*	*
140	Dogan ES	510	13	*	*	*	*	*	*	*	*
115	Durham ES	571	17	*	*	*	*	*	*	*	*
144	Durkee ES	488	11	*	*	*	*	*	*	*	*
147	Eliot ES	549	*	*	*	*	*	*	*	*	*
475	Elmore ES	532	25	*	*	*	*	*	*	*	*
152	Field ES	443	*	*	*	*	*	*	*	*	*
283	Garcia ES	336	10	*	*	*	*	*	*	*	*
172	Henderson NQ ES	225	*	*	*	*	*	*	*	*	*
286	Herrera ES	824	*	*	*	*	*	*	*	*	*
473	Hilliard ES	546	56	*	*	*	*	*	*	*	*
181	Janowski ES	412	*	*	*	*	*	*	*	*	*
182	Jefferson ES	344	*	*	*	*	*	*	*	*	*
185	Kashmere Gardens ES	354	*	*	*	*	*	*	*	*	*
188	Kennedy ES	510	*	*	*	*	*	*	*	*	*
389	Ketelsen ES	444	*	*	*	*	*	*	*	*	*
197	Looscan ES	260	16	*	*	*	*	*	*	*	*
128	Lyons ES	865	*	*	*	*	*	*	*	*	*
201	MacGregor ES	443	*	*	*	*	*	*	*	*	*
179	McGowen ES	385	25	*	*	*	*	*	*	*	*
359	Moreno ES	698	*	*	*	*	*	*	*	*	*
211	Oak Forest ES	876	7	*	*	*	*	*	*	*	*
113	Paige ES	368	12	*	*	*	*	*	*	*	*
221	Poe ES	784	6	*	*	*	*	*	*	*	*
228	River Oaks ES	695	*	*	*	*	*	*	*	*	*
229	Roberts ES	724	*	*	*	*	*	*	*	*	*
231	Roosevelt ES	421	*	*	*	*	*	*	*	*	*
232	Ross ES	270	*	*	*	*	*	*	*	*	*
237	Scarborough ES	656	*	*	*	*	*	*	*	*	*
269	Scroggins ES	332	*	*	*	*	*	*	*	*	*
479	Shadydale ES	631	122	*	*	*	*	*	*	*	*
240	Sherman ES	527	8	*	*	*	*	*	*	*	*
245	Stevens ES	582	13	*	*	*	*	*	*	*	*
249	Travis ES	713	*	*	*	*	*	*	*	*	*
252	Wainwright ES	427	*	*	*	*	*	*	*	*	*
254	Wesley ES	270	*	*	*	*	*	*	*	*	*
255	West University ES	1,104	15	*	*	*	*	*	*	*	*
	Total	**26,229**	**402**	*	*	*	*	*	*	*	*

Elementary Schools Office 2

School Number	School Name	Enrollment	Total Incidents	30 - Aggravated Assault Against Non-Employee/ Non-Volunteer		31 - Sexual Assault Against Employee/ Volunteer		32 - Sexual Assault Against Non-Employee/ Non-Volunteer		35 - False Alarm/False Report	
				N	N/S	N	N/S	N	N/S	N	N/S
106	Atherton ES	430	*	*	*	*	*	*	*	*	*
107	Barrick ES	485	*	*	*	*	*	*	*	*	*
268	Benbrook ES	482	*	*	*	*	*	*	*	*	*
109	Berry ES	804	*	*	*	*	*	*	*	*	*
116	Briargrove ES	824	*	*	*	*	*	*	*	*	*
120	Browning ES	409	*	*	*	*	*	*	*	*	*
121	Bruce ES	306	*	*	*	*	*	*	*	*	*
122	Burbank ES	807	10	*	*	*	*	*	*	*	*
125	Burrus ES	245	*	*	*	*	*	*	*	*	*
358	Cook ES	517	*	*	*	*	*	*	*	*	*
132	Coop ES	548	11	*	*	*	*	*	*	*	*
135	Crockett ES	550	7	*	*	*	*	*	*	*	*
137	De Chaumes ES	703	*	*	*	*	*	*	*	*	*
140	Dogan ES	510	13	*	*	*	*	*	*	*	*
115	Durham ES	571	17	*	*	*	*	*	*	*	*
144	Durkee ES	488	11	*	*	*	*	*	*	*	*
147	Eliot ES	549	*	*	*	*	*	*	*	*	*
475	Elmore ES	532	25	*	*	*	*	*	*	*	*
152	Field ES	443	*	*	*	*	*	*	*	*	*
283	Garcia ES	336	10	*	*	*	*	*	*	*	*
172	Henderson NQ ES	225	*	*	*	*	*	*	*	*	*
286	Herrera ES	824	*	*	*	*	*	*	*	*	*
473	Hilliard ES	546	56	*	*	*	*	*	*	*	*
181	Janowski ES	412	*	*	*	*	*	*	*	*	*
182	Jefferson ES	344	*	*	*	*	*	*	*	*	*
185	Kashmere Gardens ES	354	*	*	*	*	*	*	*	*	*
188	Kennedy ES	510	*	*	*	*	*	*	*	*	*
389	Ketelsen ES	444	*	*	*	*	*	*	*	*	*
197	Looscan ES	260	16	*	*	*	*	*	*	*	*
128	Lyons ES	865	*	*	*	*	*	*	*	*	*
201	MacGregor ES	443	*	*	*	*	*	*	*	*	*
179	McGowen ES	385	25	*	*	*	*	*	*	*	*
359	Moreno ES	698	*	*	*	*	*	*	*	*	*
211	Oak Forest ES	876	7	*	*	*	*	*	*	*	*
113	Paige ES	368	12	*	*	*	*	*	*	*	*
221	Poe ES	784	6	*	*	*	*	*	*	*	*
228	River Oaks ES	695	*	*	*	*	*	*	*	*	*
229	Roberts ES	724	*	*	*	*	*	*	*	*	*
231	Roosevelt ES	421	*	*	*	*	*	*	*	*	*
232	Ross ES	270	*	*	*	*	*	*	*	*	*
237	Scarborough ES	656	*	*	*	*	*	*	*	*	*
269	Scroggins ES	332	*	*	*	*	*	*	*	*	*
479	Shadydale ES	631	122	*	*	*	*	*	*	*	*
240	Sherman ES	527	8	*	*	*	*	*	*	*	*
245	Stevens ES	582	13	*	*	*	*	*	*	*	*
249	Travis ES	713	*	*	*	*	*	*	*	*	*
252	Wainwright ES	427	*	*	*	*	*	*	*	*	*
254	Wesley ES	270	*	*	*	*	*	*	*	*	*
255	West University ES	1,104	15	*	*	*	*	*	*	*	*
	Total	**26,229**	**402**	*	*	*	*	*	*	*	*

Elementary Schools Office 2

School Number	School Name	Enrollment	Total Incidents	36 - Felony Controlled Substance Violation		41 - Fighting/ Mutual Combat		46 - Aggravated Robbery		47 - Manslaughter	
				N	N/S	N	N/S	N	N/S	N	N/S
106	Atherton ES	430	*	*	*	*	*	*	*	*	*
107	Barrick ES	485	*	*	*	*	*	*	*	*	*
268	Benbrook ES	482	*	*	*	*	*	*	*	*	*
109	Berry ES	804	*	*	*	*	*	*	*	*	*
116	Briargrove ES	824	*	*	*	*	*	*	*	*	*
120	Browning ES	409	*	*	*	*	*	*	*	*	*
121	Bruce ES	306	*	*	*	*	*	*	*	*	*
122	Burbank ES	807	10	*	*	*	*	*	*	*	*
125	Burrus ES	245	*	*	*	*	*	*	*	*	*
358	Cook ES	517	*	*	*	*	*	*	*	*	*
132	Coop ES	548	11	*	*	*	*	*	*	*	*
135	Crockett ES	550	7	*	*	*	*	*	*	*	*
137	De Chaumes ES	703	*	*	*	*	*	*	*	*	*
140	Dogan ES	510	13	*	*	5	0.98	*	*	*	*
115	Durham ES	571	17	*	*	*	*	*	*	*	*
144	Durkee ES	488	11	*	*	*	*	*	*	*	*
147	Eliot ES	549	*	*	*	*	*	*	*	*	*
475	Elmore ES	532	25	*	*	15	2.82	*	*	*	*
152	Field ES	443	*	*	*	*	*	*	*	*	*
283	Garcia ES	336	10	*	*	*	*	*	*	*	*
172	Henderson NQ ES	225	*	*	*	*	*	*	*	*	*
286	Herrera ES	824	*	*	*	*	*	*	*	*	*
473	Hilliard ES	546	56	*	*	*	*	*	*	*	*
181	Janowski ES	412	*	*	*	*	*	*	*	*	*
182	Jefferson ES	344	*	*	*	*	*	*	*	*	*
185	Kashmere Gardens ES	354	*	*	*	*	*	*	*	*	*
188	Kennedy ES	510	*	*	*	*	*	*	*	*	*
389	Ketelsen ES	444	*	*	*	*	*	*	*	*	*
197	Looscan ES	260	16	*	*	*	*	*	*	*	*
128	Lyons ES	865	*	*	*	*	*	*	*	*	*
201	MacGregor ES	443	*	*	*	*	*	*	*	*	*
179	McGowen ES	385	25	*	*	5	1.30	*	*	*	*
359	Moreno ES	698	*	*	*	*	*	*	*	*	*
211	Oak Forest ES	876	7	*	*	*	*	*	*	*	*
113	Paige ES	368	12	*	*	*	*	*	*	*	*
221	Poe ES	784	6	*	*	*	*	*	*	*	*
228	River Oaks ES	695	*	*	*	*	*	*	*	*	*
229	Roberts ES	724	*	*	*	*	*	*	*	*	*
231	Roosevelt ES	421	*	*	*	*	*	*	*	*	*
232	Ross ES	270	*	*	*	*	*	*	*	*	*
237	Scarborough ES	656	*	*	*	*	*	*	*	*	*
269	Scroggins ES	332	*	*	*	*	*	*	*	*	*
479	Shadydale ES	631	122	*	*	73	11.57	*	*	*	*
240	Sherman ES	527	8	*	*	*	*	*	*	*	*
245	Stevens ES	582	13	*	*	*	*	*	*	*	*
249	Travis ES	713	*	*	*	*	*	*	*	*	*
252	Wainwright ES	427	*	*	*	*	*	*	*	*	*
254	Wesley ES	270	*	*	*	*	*	*	*	*	*
255	West University ES	1,104	15	*	*	*	*	*	*	*	*
	Total	**26,229**	**402**	*	*	*	*	*	*	*	*

Elementary Schools Office 2

School Number	School Name	Enrollment	Total Incidents	48 - Criminally Negligent Homicide		49 - Engages in Deadly Conduct		55 - Sex Offender Under Court Supervision		56 - Sex Offender Not Under Court Supervision	
				N	N/S	N	N/S	N	N/S	N	N/S
106	Atherton ES	430	*	*	*	*	*	*	*	*	*
107	Barrick ES	485	*	*	*	*	*	*	*	*	*
268	Benbrook ES	482	*	*	*	*	*	*	*	*	*
109	Berry ES	804	*	*	*	*	*	*	*	*	*
116	Briargrove ES	824	*	*	*	*	*	*	*	*	*
120	Browning ES	409	*	*	*	*	*	*	*	*	*
121	Bruce ES	306	*	*	*	*	*	*	*	*	*
122	Burbank ES	807	10	*	*	*	*	*	*	*	*
125	Burrus ES	245	*	*	*	*	*	*	*	*	*
358	Cook ES	517	*	*	*	*	*	*	*	*	*
132	Coop ES	548	11	*	*	*	*	*	*	*	*
135	Crockett ES	550	7	*	*	*	*	*	*	*	*
137	De Chaumes ES	703	*	*	*	*	*	*	*	*	*
140	Dogan ES	510	13	*	*	*	*	*	*	*	*
115	Durham ES	571	17	*	*	*	*	*	*	*	*
144	Durkee ES	488	11	*	*	*	*	*	*	*	*
147	Eliot ES	549	*	*	*	*	*	*	*	*	*
475	Elmore ES	532	25	*	*	*	*	*	*	*	*
152	Field ES	443	*	*	*	*	*	*	*	*	*
283	Garcia ES	336	10	*	*	*	*	*	*	*	*
172	Henderson NQ ES	225	*	*	*	*	*	*	*	*	*
286	Herrera ES	824	*	*	*	*	*	*	*	*	*
473	Hilliard ES	546	56	*	*	*	*	*	*	*	*
181	Janowski ES	412	*	*	*	*	*	*	*	*	*
182	Jefferson ES	344	*	*	*	*	*	*	*	*	*
185	Kashmere Gardens ES	354	*	*	*	*	*	*	*	*	*
188	Kennedy ES	510	*	*	*	*	*	*	*	*	*
389	Ketelsen ES	444	*	*	*	*	*	*	*	*	*
197	Looscan ES	260	16	*	*	*	*	*	*	*	*
128	Lyons ES	865	*	*	*	*	*	*	*	*	*
201	MacGregor ES	443	*	*	*	*	*	*	*	*	*
179	McGowen ES	385	25	*	*	*	*	*	*	*	*
359	Moreno ES	698	*	*	*	*	*	*	*	*	*
211	Oak Forest ES	876	7	*	*	*	*	*	*	*	*
113	Paige ES	368	12	*	*	*	*	*	*	*	*
221	Poe ES	784	6	*	*	*	*	*	*	*	*
228	River Oaks ES	695	*	*	*	*	*	*	*	*	*
229	Roberts ES	724	*	*	*	*	*	*	*	*	*
231	Roosevelt ES	421	*	*	*	*	*	*	*	*	*
232	Ross ES	270	*	*	*	*	*	*	*	*	*
237	Scarborough ES	656	*	*	*	*	*	*	*	*	*
269	Scroggins ES	332	*	*	*	*	*	*	*	*	*
479	Shadydale ES	631	122	*	*	*	*	*	*	*	*
240	Sherman ES	527	8	*	*	*	*	*	*	*	*
245	Stevens ES	582	13	*	*	*	*	*	*	*	*
249	Travis ES	713	*	*	*	*	*	*	*	*	*
252	Wainwright ES	427	*	*	*	*	*	*	*	*	*
254	Wesley ES	270	*	*	*	*	*	*	*	*	*
255	West University ES	1,104	15	*	*	*	*	*	*	*	*
	Total	**26,229**	**402**	*	*	*	*	*	*	*	*

Elementary Schools Office 2

School Number	School Name	Enrollment	Total Incidents	57 - Continuous Sexual Abuse of a Young Child/ Children		58 - Breach of Computer Security		59 - Serious Misbehavior DAEP		60 - Harassment		61 - Bullying	
				N	N/S	N	N/S	N	N/S	N	N/S	N	N/S
106	Atherton ES	430	*	*	*	*	*	*	*	*	*	*	*
107	Barrick ES	485	*	*	*	*	*	*	*	*	*	*	*
268	Benbrook ES	482	*	*	*	*	*	*	*	*	*	*	*
109	Berry ES	804	*	*	*	*	*	*	*	*	*	*	*
116	Briargrove ES	824	*	*	*	*	*	*	*	*	*	*	*
120	Browning ES	409	*	*	*	*	*	*	*	*	*	*	*
121	Bruce ES	306	*	*	*	*	*	*	*	*	*	*	*
122	Burbank ES	807	10	*	*	*	*	*	*	*	*	*	*
125	Burrus ES	245	*	*	*	*	*	*	*	*	*	*	*
358	Cook ES	517	*	*	*	*	*	*	*	*	*	*	*
132	Coop ES	548	11	*	*	*	*	*	*	*	*	*	*
135	Crockett ES	550	7	*	*	*	*	*	*	*	*	*	*
137	De Chaumes ES	703	*	*	*	*	*	*	*	*	*	*	*
140	Dogan ES	510	13	*	*	*	*	*	*	*	*	*	*
115	Durham ES	571	17	*	*	*	*	*	*	*	*	*	*
144	Durkee ES	488	11	*	*	*	*	*	*	*	*	*	*
147	Eliot ES	549	*	*	*	*	*	*	*	*	*	*	*
475	Elmore ES	532	25	*	*	*	*	*	*	*	*	*	*
152	Field ES	443	*	*	*	*	*	*	*	*	*	*	*
283	Garcia ES	336	10	*	*	*	*	*	*	*	*	*	*
172	Henderson NQ ES	225	*	*	*	*	*	*	*	*	*	*	*
286	Herrera ES	824	*	*	*	*	*	*	*	*	*	*	*
473	Hilliard ES	546	56	*	*	*	*	*	*	*	*	*	*
181	Janowski ES	412	*	*	*	*	*	*	*	*	*	*	*
182	Jefferson ES	344	*	*	*	*	*	*	*	*	*	*	*
185	Kashmere Gardens ES	354	*	*	*	*	*	*	*	*	*	*	*
188	Kennedy ES	510	*	*	*	*	*	*	*	*	*	*	*
389	Ketelsen ES	444	*	*	*	*	*	*	*	*	*	*	*
197	Looscan ES	260	16	*	*	*	*	*	*	*	*	*	*
128	Lyons ES	865	*	*	*	*	*	*	*	*	*	*	*
201	MacGregor ES	443	*	*	*	*	*	*	*	*	*	*	*
179	McGowen ES	385	25	*	*	*	*	*	*	*	*	*	*
359	Moreno ES	698	*	*	*	*	*	*	*	*	*	*	*
211	Oak Forest ES	876	7	*	*	*	*	*	*	*	*	*	*
113	Paige ES	368	12	*	*	*	*	*	*	*	*	*	*
221	Poe ES	784	6	*	*	*	*	*	*	*	*	*	*
228	River Oaks ES	695	*	*	*	*	*	*	*	*	*	*	*
229	Roberts ES	724	*	*	*	*	*	*	*	*	*	*	*
231	Roosevelt ES	421	*	*	*	*	*	*	*	*	*	*	*
232	Ross ES	270	*	*	*	*	*	*	*	*	*	*	*
237	Scarborough ES	656	*	*	*	*	*	*	*	*	*	*	*
269	Scroggins ES	332	*	*	*	*	*	*	*	*	*	*	*
479	Shadydale ES	631	122	*	*	*	*	*	*	*	*	*	*
240	Sherman ES	527	8	*	*	*	*	*	*	*	*	*	*
245	Stevens ES	582	13	*	*	*	*	*	*	*	*	*	*
249	Travis ES	713	*	*	*	*	*	*	*	*	*	*	*
252	Wainwright ES	427	*	*	*	*	*	*	*	*	*	*	*
254	Wesley ES	270	*	*	*	*	*	*	*	*	*	*	*
255	West University ES	1,104	15	*	*	*	*	*	*	*	*	*	*
	Total	**26,229**	**402**	*	*	*	*	*	*	*	*	*	*

Sources: PEIMS Summer Resubmission, 2022–2023; PEIMS Fall Snapshot, 2022–2023; Campus Information List, 8/9/23 Notes: N denotes the number of incidents. N/S denotes the number of incidents per 100 students. Results are masked if counts are less than 5 or if rates are less than 0.5.

Elementary Schools Office 3

School Number	School Name	Enrollment	Total Incidents	1 - Permanent Removal by a Teacher from Class		2 - Conduct Punishable as a Felony		4 - Possessed Controlled Substance		5 - Possessed Alcohol Beverage	
				N	N/S	N	N/S	N	N/S	N	N/S
102	Alcott ES	191	*	*	*	*	*	*	*	*	*
108	Bastian ES	646	*	*	*	*	*	*	*	*	*
360	Bellfort ECC	360	*	*	*	*	*	*	*	*	*
110	Blackshear ES	308	*	*	*	*	*	*	*	*	*
112	Bonner ES	612	*	*	*	*	*	*	*	*	*
117	Briscoe ES	193	*	*	*	*	*	*	*	*	*
119	Brookline ES	729	8	*	*	*	*	*	*	*	*
124	Burnet ES	406	*	*	*	*	*	*	*	*	*
287	Cage ES	418	*	*	*	*	*	*	*	*	*
292	Carrillo ES	358	*	*	*	*	*	*	*	*	*
071	Chrysalis MS	270	*	*	*	*	*	*	*	*	*
133	Cornelius ES	754	*	*	*	*	*	*	*	*	*
290	Crespo ES	547	*	*	*	*	*	*	*	*	*
297	Davila ES	398	*	*	*	*	*	*	*	*	*
383	DeAnda ES	606	6	*	*	*	*	*	*	*	*
138	DeZavala ES	389	*	*	*	*	*	*	*	*	*
352	Farias ECC	392	*	*	*	*	*	*	*	*	*
470	Fonwood ECC	446	*	*	*	*	*	*	*	*	*
154	Foster ES	380	28	*	*	*	*	*	*	*	*
155	Franklin ES	301	*	*	*	*	*	*	*	*	*
291	Gallegos ES	360	*	*	*	*	*	*	*	*	*
158	Garden Villas ES	368	*	*	*	*	*	*	*	*	*
159	Golfcrest ES	429	*	*	*	*	*	*	*	*	*
369	Gross ES	480	16	*	*	*	*	*	*	*	*
131	Halpin ECC	387	*	*	*	*	*	*	*	*	*
166	Harris JR ES	309	*	*	*	*	*	*	*	*	*
167	Harris RP ES	477	5	*	*	*	*	*	*	*	*
168	Hartsfield ES	303	*	*	*	*	*	*	*	*	*
171	Henderson JP ES	552	*	*	*	*	*	*	*	*	*
192	Lantrip ES	516	*	*	*	*	*	*	*	*	*
357	Laurenzo ECC	207	*	*	*	*	*	*	*	*	*
194	Lewis ES	711	6	*	*	*	*	*	*	*	*
195	Lockhart ES	379	18	*	*	*	*	*	*	*	*
203	Mading ES	337	*	*	*	*	*	*	*	*	*
298	Martinez R ES	425	7	*	*	*	*	*	*	*	*
354	Mistral ECC	332	*	*	*	*	*	*	*	*	*
355	MLK ECC	330	*	*	*	*	*	*	*	*	*
209	Neff ECC	610	*	*	*	*	*	*	*	*	*
212	Oates ES	324	*	*	*	*	*	*	*	*	*
214	Park Place ES	734	8	*	*	*	*	*	*	*	*
215	Parker ES	851	14	*	*	*	*	*	*	*	*
216	Patterson ES	919	32	*	*	*	*	*	*	*	*
217	Peck ES	388	*	*	*	*	*	*	*	*	*
220	Pleasantville ES	233	19	*	*	*	*	*	*	*	*
222	Port Houston ES	277	*	*	*	*	*	*	*	*	*
223	Pugh ES	346	*	*	*	*	*	*	*	*	*
224	Red ES	604	*	*	*	*	*	*	*	*	*
281	Sanchez ES	436	5	*	*	*	*	*	*	*	*
244	Southmayd ES	366	*	*	*	*	*	*	*	*	*
243	Thompson ES	399	8	*	*	*	*	*	*	*	*
279	Tijerina ES	340	*	*	*	*	*	*	*	*	*
258	Whittier ES	354	*	*	*	*	*	*	*	*	*
260	Windsor Village ES	656	*	*	*	*	*	*	*	*	*
	Total	**23,443**	**214**	*	*	*	*	*	*	*	*

Elementary Schools Office 3

School Number	School Name	Enrollment	Total Incidents	6 - Abuse of a Volatile Chemical		7 - Public Lewdness/ Indecent Exposure		8 - Retaliation Against School Employee		9 - Felony Conduct Off Campus/In Title 5	
				N	N/S	N	N/S	N	N/S	N	N/S
102	Alcott ES	191	*	*	*	*	*	*	*	*	*
108	Bastian ES	646	*	*	*	*	*	*	*	*	*
360	Bellfort ECC	360	*	*	*	*	*	*	*	*	*
110	Blackshear ES	308	*	*	*	*	*	*	*	*	*
112	Bonner ES	612	*	*	*	*	*	*	*	*	*
117	Briscoe ES	193	*	*	*	*	*	*	*	*	*
119	Brookline ES	729	8	*	*	*	*	*	*	*	*
124	Burnet ES	406	*	*	*	*	*	*	*	*	*
287	Cage ES	418	*	*	*	*	*	*	*	*	*
292	Carrillo ES	358	*	*	*	*	*	*	*	*	*
071	Chrysalis MS	270	*	*	*	*	*	*	*	*	*
133	Cornelius ES	754	*	*	*	*	*	*	*	*	*
290	Crespo ES	547	*	*	*	*	*	*	*	*	*
297	Davila ES	398	*	*	*	*	*	*	*	*	*
383	DeAnda ES	606	6	*	*	*	*	*	*	*	*
138	DeZavala ES	389	*	*	*	*	*	*	*	*	*
352	Farias ECC	392	*	*	*	*	*	*	*	*	*
470	Fonwood ECC	446	*	*	*	*	*	*	*	*	*
154	Foster ES	380	28	*	*	*	*	*	*	*	*
155	Franklin ES	301	*	*	*	*	*	*	*	*	*
291	Gallegos ES	360	*	*	*	*	*	*	*	*	*
158	Garden Villas ES	368	*	*	*	*	*	*	*	*	*
159	Golfcrest ES	429	*	*	*	*	*	*	*	*	*
369	Gross ES	480	16	*	*	*	*	*	*	*	*
131	Halpin ECC	387	*	*	*	*	*	*	*	*	*
166	Harris JR ES	309	*	*	*	*	*	*	*	*	*
167	Harris RP ES	477	5	*	*	*	*	*	*	*	*
168	Hartsfield ES	303	*	*	*	*	*	*	*	*	*
171	Henderson JP ES	552	*	*	*	*	*	*	*	*	*
192	Lantrip ES	516	*	*	*	*	*	*	*	*	*
357	Laurenzo ECC	207	*	*	*	*	*	*	*	*	*
194	Lewis ES	711	6	*	*	*	*	*	*	*	*
195	Lockhart ES	379	18	*	*	*	*	*	*	*	*
203	Mading ES	337	*	*	*	*	*	*	*	*	*
298	Martinez R ES	425	7	*	*	*	*	*	*	*	*
354	Mistral ECC	332	*	*	*	*	*	*	*	*	*
355	MLK ECC	330	*	*	*	*	*	*	*	*	*
209	Neff ECC	610	*	*	*	*	*	*	*	*	*
212	Oates ES	324	*	*	*	*	*	*	*	*	*
214	Park Place ES	734	8	*	*	*	*	*	*	*	*
215	Parker ES	851	14	*	*	*	*	*	*	*	*
216	Patterson ES	919	32	*	*	*	*	*	*	*	*
217	Peck ES	388	*	*	*	*	*	*	*	*	*
220	Pleasantville ES	233	19	*	*	*	*	*	*	*	*
222	Port Houston ES	277	*	*	*	*	*	*	*	*	*
223	Pugh ES	346	*	*	*	*	*	*	*	*	*
224	Red ES	604	*	*	*	*	*	*	*	*	*
281	Sanchez ES	436	5	*	*	*	*	*	*	*	*
244	Southmayd ES	366	*	*	*	*	*	*	*	*	*
243	Thompson ES	399	8	*	*	*	*	*	*	*	*
279	Tijerina ES	340	*	*	*	*	*	*	*	*	*
258	Whittier ES	354	*	*	*	*	*	*	*	*	*
260	Windsor Village ES	656	*	*	*	*	*	*	*	*	*
	Total	**23,443**	**214**	*	*	*	*	*	*	*	*

Elementary Schools Office 3

School Number	School Name	Enrollment	Total Incidents	10 - Felony Conduct Off Campus/Not In Title 5		11 - Used/ Possessed Firearm		12 - Used/ Possessed Illegal Knife		13 - Unlawful Carrying of a Club	
				N	N/S	N	N/S	N	N/S	N	N/S
102	Alcott ES	191	*	*	*	*	*	*	*	*	*
108	Bastian ES	646	*	*	*	*	*	*	*	*	*
360	Bellfort ECC	360	*	*	*	*	*	*	*	*	*
110	Blackshear ES	308	*	*	*	*	*	*	*	*	*
112	Bonner ES	612	*	*	*	*	*	*	*	*	*
117	Briscoe ES	193	*	*	*	*	*	*	*	*	*
119	Brookline ES	729	8	*	*	*	*	*	*	*	*
124	Burnet ES	406	*	*	*	*	*	*	*	*	*
287	Cage ES	418	*	*	*	*	*	*	*	*	*
292	Carrillo ES	358	*	*	*	*	*	*	*	*	*
071	Chrysalis MS	270	*	*	*	*	*	*	*	*	*
133	Cornelius ES	754	*	*	*	*	*	*	*	*	*
290	Crespo ES	547	*	*	*	*	*	*	*	*	*
297	Davila ES	398	*	*	*	*	*	*	*	*	*
383	DeAnda ES	606	6	*	*	*	*	*	*	*	*
138	DeZavala ES	389	*	*	*	*	*	*	*	*	*
352	Farias ECC	392	*	*	*	*	*	*	*	*	*
470	Fonwood ECC	446	*	*	*	*	*	*	*	*	*
154	Foster ES	380	28	*	*	*	*	*	*	*	*
155	Franklin ES	301	*	*	*	*	*	*	*	*	*
291	Gallegos ES	360	*	*	*	*	*	*	*	*	*
158	Garden Villas ES	368	*	*	*	*	*	*	*	*	*
159	Golfcrest ES	429	*	*	*	*	*	*	*	*	*
369	Gross ES	480	16	*	*	*	*	*	*	*	*
131	Halpin ECC	387	*	*	*	*	*	*	*	*	*
166	Harris JR ES	309	*	*	*	*	*	*	*	*	*
167	Harris RP ES	477	5	*	*	*	*	*	*	*	*
168	Hartsfield ES	303	*	*	*	*	*	*	*	*	*
171	Henderson JP ES	552	*	*	*	*	*	*	*	*	*
192	Lantrip ES	516	*	*	*	*	*	*	*	*	*
357	Laurenzo ECC	207	*	*	*	*	*	*	*	*	*
194	Lewis ES	711	6	*	*	*	*	*	*	*	*
195	Lockhart ES	379	18	*	*	*	*	*	*	*	*
203	Mading ES	337	*	*	*	*	*	*	*	*	*
298	Martinez R ES	425	7	*	*	*	*	*	*	*	*
354	Mistral ECC	332	*	*	*	*	*	*	*	*	*
355	MLK ECC	330	*	*	*	*	*	*	*	*	*
209	Neff ECC	610	*	*	*	*	*	*	*	*	*
212	Oates ES	324	*	*	*	*	*	*	*	*	*
214	Park Place ES	734	8	*	*	*	*	*	*	*	*
215	Parker ES	851	14	*	*	*	*	*	*	*	*
216	Patterson ES	919	32	*	*	*	*	*	*	*	*
217	Peck ES	388	*	*	*	*	*	*	*	*	*
220	Pleasantville ES	233	19	*	*	*	*	*	*	*	*
222	Port Houston ES	277	*	*	*	*	*	*	*	*	*
223	Pugh ES	346	*	*	*	*	*	*	*	*	*
224	Red ES	604	*	*	*	*	*	*	*	*	*
281	Sanchez ES	436	5	*	*	*	*	*	*	*	*
244	Southmayd ES	366	*	*	*	*	*	*	*	*	*
243	Thompson ES	399	8	*	*	*	*	*	*	*	*
279	Tijerina ES	340	*	*	*	*	*	*	*	*	*
258	Whittier ES	354	*	*	*	*	*	*	*	*	*
260	Windsor Village ES	656	*	*	*	*	*	*	*	*	*
	Total	**23,443**	**214**	*	*	*	*	*	*	*	*

Elementary Schools Office 3

School Number	School Name	Enrollment	Total Incidents	14 - Used/ Possessed Prohibited Weapon		16 - Arson		17 - Murder, Capital Murder, Criminal Attempt to Commit Murder		18 - Indecency with a Child	
				N	N/S	N	N/S	N	N/S	N	N/S
102	Alcott ES	191	*	*	*	*	*	*	*	*	*
108	Bastian ES	646	*	*	*	*	*	*	*	*	*
360	Bellfort ECC	360	*	*	*	*	*	*	*	*	*
110	Blackshear ES	308	*	*	*	*	*	*	*	*	*
112	Bonner ES	612	*	*	*	*	*	*	*	*	*
117	Briscoe ES	193	*	*	*	*	*	*	*	*	*
119	Brookline ES	729	8	*	*	*	*	*	*	*	*
124	Burnet ES	406	*	*	*	*	*	*	*	*	*
287	Cage ES	418	*	*	*	*	*	*	*	*	*
292	Carrillo ES	358	*	*	*	*	*	*	*	*	*
071	Chrysalis MS	270	*	*	*	*	*	*	*	*	*
133	Cornelius ES	754	*	*	*	*	*	*	*	*	*
290	Crespo ES	547	*	*	*	*	*	*	*	*	*
297	Davila ES	398	*	*	*	*	*	*	*	*	*
383	DeAnda ES	606	6	*	*	*	*	*	*	*	*
138	DeZavala ES	389	*	*	*	*	*	*	*	*	*
352	Farias ECC	392	*	*	*	*	*	*	*	*	*
470	Fonwood ECC	446	*	*	*	*	*	*	*	*	*
154	Foster ES	380	28	*	*	*	*	*	*	*	*
155	Franklin ES	301	*	*	*	*	*	*	*	*	*
291	Gallegos ES	360	*	*	*	*	*	*	*	*	*
158	Garden Villas ES	368	*	*	*	*	*	*	*	*	*
159	Golfcrest ES	429	*	*	*	*	*	*	*	*	*
369	Gross ES	480	16	*	*	*	*	*	*	*	*
131	Halpin ECC	387	*	*	*	*	*	*	*	*	*
166	Harris JR ES	309	*	*	*	*	*	*	*	*	*
167	Harris RP ES	477	5	*	*	*	*	*	*	*	*
168	Hartsfield ES	303	*	*	*	*	*	*	*	*	*
171	Henderson JP ES	552	*	*	*	*	*	*	*	*	*
192	Lantrip ES	516	*	*	*	*	*	*	*	*	*
357	Laurenzo ECC	207	*	*	*	*	*	*	*	*	*
194	Lewis ES	711	6	*	*	*	*	*	*	*	*
195	Lockhart ES	379	18	*	*	*	*	*	*	*	*
203	Mading ES	337	*	*	*	*	*	*	*	*	*
298	Martinez R ES	425	7	*	*	*	*	*	*	*	*
354	Mistral ECC	332	*	*	*	*	*	*	*	*	*
355	MLK ECC	330	*	*	*	*	*	*	*	*	*
209	Neff ECC	610	*	*	*	*	*	*	*	*	*
212	Oates ES	324	*	*	*	*	*	*	*	*	*
214	Park Place ES	734	8	*	*	*	*	*	*	*	*
215	Parker ES	851	14	*	*	*	*	*	*	*	*
216	Patterson ES	919	32	*	*	*	*	*	*	*	*
217	Peck ES	388	*	*	*	*	*	*	*	*	*
220	Pleasantville ES	233	19	*	*	*	*	*	*	*	*
222	Port Houston ES	277	*	*	*	*	*	*	*	*	*
223	Pugh ES	346	*	*	*	*	*	*	*	*	*
224	Red ES	604	*	*	*	*	*	*	*	*	*
281	Sanchez ES	436	5	*	*	*	*	*	*	*	*
244	Southmayd ES	366	*	*	*	*	*	*	*	*	*
243	Thompson ES	399	8	*	*	*	*	*	*	*	*
279	Tijerina ES	340	*	*	*	*	*	*	*	*	*
258	Whittier ES	354	*	*	*	*	*	*	*	*	*
260	Windsor Village ES	656	*	*	*	*	*	*	*	*	*
	Total	**23,443**	**214**	*	*	*	*	*	*	*	*

Elementary Schools Office 3

School Number	School Name	Enrollment	Total Incidents	19 - Aggravated Kidnapping		21 - Violation of Student Code of Conduct		22 - Criminal Mischief		23 - Emergency Placement/ Expulsion	
				N	N/S	N	N/S	N	N/S	N	N/S
102	Alcott ES	191	*	*	*	*	*	*	*	*	*
108	Bastian ES	646	*	*	*	*	*	*	*	*	*
360	Bellfort ECC	360	*	*	*	*	*	*	*	*	*
110	Blackshear ES	308	*	*	*	*	*	*	*	*	*
112	Bonner ES	612	*	*	*	*	*	*	*	*	*
117	Briscoe ES	193	*	*	*	*	*	*	*	*	*
119	Brookline ES	729	8	*	*	8	1.10	*	*	*	*
124	Burnet ES	406	*	*	*	*	*	*	*	*	*
287	Cage ES	418	*	*	*	*	*	*	*	*	*
292	Carrillo ES	358	*	*	*	*	*	*	*	*	*
071	Chrysalis MS	270	*	*	*	*	*	*	*	*	*
133	Cornelius ES	754	*	*	*	*	*	*	*	*	*
290	Crespo ES	547	*	*	*	*	*	*	*	*	*
297	Davila ES	398	*	*	*	*	*	*	*	*	*
383	DeAnda ES	606	6	*	*	*	*	*	*	*	*
138	DeZavala ES	389	*	*	*	*	*	*	*	*	*
352	Farias ECC	392	*	*	*	*	*	*	*	*	*
470	Fonwood ECC	446	*	*	*	*	*	*	*	*	*
154	Foster ES	380	28	*	*	28	7.37	*	*	*	*
155	Franklin ES	301	*	*	*	*	*	*	*	*	*
291	Gallegos ES	360	*	*	*	*	*	*	*	*	*
158	Garden Villas ES	368	*	*	*	*	*	*	*	*	*
159	Golfcrest ES	429	*	*	*	*	*	*	*	*	*
369	Gross ES	480	16	*	*	12	2.50	*	*	*	*
131	Halpin ECC	387	*	*	*	*	*	*	*	*	*
166	Harris JR ES	309	*	*	*	*	*	*	*	*	*
167	Harris RP ES	477	5	*	*	5	1.05	*	*	*	*
168	Hartsfield ES	303	*	*	*	*	*	*	*	*	*
171	Henderson JP ES	552	*	*	*	*	*	*	*	*	*
192	Lantrip ES	516	*	*	*	*	*	*	*	*	*
357	Laurenzo ECC	207	*	*	*	*	*	*	*	*	*
194	Lewis ES	711	6	*	*	6	0.84	*	*	*	*
195	Lockhart ES	379	18	*	*	12	3.17	*	*	*	*
203	Mading ES	337	*	*	*	*	*	*	*	*	*
298	Martinez R ES	425	7	*	*	7	1.65	*	*	*	*
354	Mistral ECC	332	*	*	*	*	*	*	*	*	*
355	MLK ECC	330	*	*	*	*	*	*	*	*	*
209	Neff ECC	610	*	*	*	*	*	*	*	*	*
212	Oates ES	324	*	*	*	*	*	*	*	*	*
214	Park Place ES	734	8	*	*	*	*	*	*	*	*
215	Parker ES	851	14	*	*	10	1.18	*	*	*	*
216	Patterson ES	919	32	*	*	32	3.48	*	*	*	*
217	Peck ES	388	*	*	*	*	*	*	*	*	*
220	Pleasantville ES	233	19	*	*	7	3.00	*	*	*	*
222	Port Houston ES	277	*	*	*	*	*	*	*	*	*
223	Pugh ES	346	*	*	*	*	*	*	*	*	*
224	Red ES	604	*	*	*	*	*	*	*	*	*
281	Sanchez ES	436	5	*	*	5	1.15	*	*	*	*
244	Southmayd ES	366	*	*	*	*	*	*	*	*	*
243	Thompson ES	399	8	*	*	*	*	*	*	*	*
279	Tijerina ES	340	*	*	*	*	*	*	*	*	*
258	Whittier ES	354	*	*	*	*	*	*	*	*	*
260	Windsor Village ES	656	*	*	*	*	*	*	*	*	*
	Total	**23,443**	**214**	*	*	**169**	**0.72**	*	*	*	*

Elementary Schools Office 3

School Number	School Name	Enrollment	Total Incidents	26 - Terroristic Threat		27 - Assault Against Employee/ Volunteer		28 - Assault Against Non-Employee/ Non-Volunteer		29 - Aggravated Assault Against Employee/ Volunteer	
				N	N/S	N	N/S	N	N/S	N	N/S
102	Alcott ES	191	*	*	*	*	*	*	*	*	*
108	Bastian ES	646	*	*	*	*	*	*	*	*	*
360	Bellfort ECC	360	*	*	*	*	*	*	*	*	*
110	Blackshear ES	308	*	*	*	*	*	*	*	*	*
112	Bonner ES	612	*	*	*	*	*	*	*	*	*
117	Briscoe ES	193	*	*	*	*	*	*	*	*	*
119	Brookline ES	729	8	*	*	*	*	*	*	*	*
124	Burnet ES	406	*	*	*	*	*	*	*	*	*
287	Cage ES	418	*	*	*	*	*	*	*	*	*
292	Carrillo ES	358	*	*	*	*	*	*	*	*	*
071	Chrysalis MS	270	*	*	*	*	*	*	*	*	*
133	Cornelius ES	754	*	*	*	*	*	*	*	*	*
290	Crespo ES	547	*	*	*	*	*	*	*	*	*
297	Davila ES	398	*	*	*	*	*	*	*	*	*
383	DeAnda ES	606	6	*	*	*	*	*	*	*	*
138	DeZavala ES	389	*	*	*	*	*	*	*	*	*
352	Farias ECC	392	*	*	*	*	*	*	*	*	*
470	Fonwood ECC	446	*	*	*	*	*	*	*	*	*
154	Foster ES	380	28	*	*	*	*	*	*	*	*
155	Franklin ES	301	*	*	*	*	*	*	*	*	*
291	Gallegos ES	360	*	*	*	*	*	*	*	*	*
158	Garden Villas ES	368	*	*	*	*	*	*	*	*	*
159	Golfcrest ES	429	*	*	*	*	*	*	*	*	*
369	Gross ES	480	16	*	*	*	*	*	*	*	*
131	Halpin ECC	387	*	*	*	*	*	*	*	*	*
166	Harris JR ES	309	*	*	*	*	*	*	*	*	*
167	Harris RP ES	477	5	*	*	*	*	*	*	*	*
168	Hartsfield ES	303	*	*	*	*	*	*	*	*	*
171	Henderson JP ES	552	*	*	*	*	*	*	*	*	*
192	Lantrip ES	516	*	*	*	*	*	*	*	*	*
357	Laurenzo ECC	207	*	*	*	*	*	*	*	*	*
194	Lewis ES	711	6	*	*	*	*	*	*	*	*
195	Lockhart ES	379	18	*	*	*	*	*	*	*	*
203	Mading ES	337	*	*	*	*	*	*	*	*	*
298	Martinez R ES	425	7	*	*	*	*	*	*	*	*
354	Mistral ECC	332	*	*	*	*	*	*	*	*	*
355	MLK ECC	330	*	*	*	*	*	*	*	*	*
209	Neff ECC	610	*	*	*	*	*	*	*	*	*
212	Oates ES	324	*	*	*	*	*	*	*	*	*
214	Park Place ES	734	8	*	*	*	*	*	*	*	*
215	Parker ES	851	14	*	*	*	*	*	*	*	*
216	Patterson ES	919	32	*	*	*	*	*	*	*	*
217	Peck ES	388	*	*	*	*	*	*	*	*	*
220	Pleasantville ES	233	19	10	4.29	*	*	*	*	*	*
222	Port Houston ES	277	*	*	*	*	*	*	*	*	*
223	Pugh ES	346	*	*	*	*	*	*	*	*	*
224	Red ES	604	*	*	*	*	*	*	*	*	*
281	Sanchez ES	436	5	*	*	*	*	*	*	*	*
244	Southmayd ES	366	*	*	*	*	*	*	*	*	*
243	Thompson ES	399	8	*	*	*	*	*	*	*	*
279	Tijerina ES	340	*	*	*	*	*	*	*	*	*
258	Whittier ES	354	*	*	*	*	*	*	*	*	*
260	Windsor Village ES	656	*	*	*	*	*	*	*	*	*
	Total	**23,443**	**214**	*	*	*	*	*	*	*	*

Elementary Schools Office 3

School Number	School Name	Enrollment	Total Incidents	30 - Aggravated Assault Against Non-Employee/ Non-Volunteer		31 - Sexual Assault Against Employee/ Volunteer		32 - Sexual Assault Against Non-Employee/ Non-Volunteer		35 - False Alarm/False Report	
				N	N/S	N	N/S	N	N/S	N	N/S
102	Alcott ES	191	*	*	*	*	*	*	*	*	*
108	Bastian ES	646	*	*	*	*	*	*	*	*	*
360	Bellfort ECC	360	*	*	*	*	*	*	*	*	*
110	Blackshear ES	308	*	*	*	*	*	*	*	*	*
112	Bonner ES	612	*	*	*	*	*	*	*	*	*
117	Briscoe ES	193	*	*	*	*	*	*	*	*	*
119	Brookline ES	729	8	*	*	*	*	*	*	*	*
124	Burnet ES	406	*	*	*	*	*	*	*	*	*
287	Cage ES	418	*	*	*	*	*	*	*	*	*
292	Carrillo ES	358	*	*	*	*	*	*	*	*	*
071	Chrysalis MS	270	*	*	*	*	*	*	*	*	*
133	Cornelius ES	754	*	*	*	*	*	*	*	*	*
290	Crespo ES	547	*	*	*	*	*	*	*	*	*
297	Davila ES	398	*	*	*	*	*	*	*	*	*
383	DeAnda ES	606	6	*	*	*	*	*	*	*	*
138	DeZavala ES	389	*	*	*	*	*	*	*	*	*
352	Farias ECC	392	*	*	*	*	*	*	*	*	*
470	Fonwood ECC	446	*	*	*	*	*	*	*	*	*
154	Foster ES	380	28	*	*	*	*	*	*	*	*
155	Franklin ES	301	*	*	*	*	*	*	*	*	*
291	Gallegos ES	360	*	*	*	*	*	*	*	*	*
158	Garden Villas ES	368	*	*	*	*	*	*	*	*	*
159	Golfcrest ES	429	*	*	*	*	*	*	*	*	*
369	Gross ES	480	16	*	*	*	*	*	*	*	*
131	Halpin ECC	387	*	*	*	*	*	*	*	*	*
166	Harris JR ES	309	*	*	*	*	*	*	*	*	*
167	Harris RP ES	477	5	*	*	*	*	*	*	*	*
168	Hartsfield ES	303	*	*	*	*	*	*	*	*	*
171	Henderson JP ES	552	*	*	*	*	*	*	*	*	*
192	Lantrip ES	516	*	*	*	*	*	*	*	*	*
357	Laurenzo ECC	207	*	*	*	*	*	*	*	*	*
194	Lewis ES	711	6	*	*	*	*	*	*	*	*
195	Lockhart ES	379	18	*	*	*	*	*	*	*	*
203	Mading ES	337	*	*	*	*	*	*	*	*	*
298	Martinez R ES	425	7	*	*	*	*	*	*	*	*
354	Mistral ECC	332	*	*	*	*	*	*	*	*	*
355	MLK ECC	330	*	*	*	*	*	*	*	*	*
209	Neff ECC	610	*	*	*	*	*	*	*	*	*
212	Oates ES	324	*	*	*	*	*	*	*	*	*
214	Park Place ES	734	8	*	*	*	*	*	*	*	*
215	Parker ES	851	14	*	*	*	*	*	*	*	*
216	Patterson ES	919	32	*	*	*	*	*	*	*	*
217	Peck ES	388	*	*	*	*	*	*	*	*	*
220	Pleasantville ES	233	19	*	*	*	*	*	*	*	*
222	Port Houston ES	277	*	*	*	*	*	*	*	*	*
223	Pugh ES	346	*	*	*	*	*	*	*	*	*
224	Red ES	604	*	*	*	*	*	*	*	*	*
281	Sanchez ES	436	5	*	*	*	*	*	*	*	*
244	Southmayd ES	366	*	*	*	*	*	*	*	*	*
243	Thompson ES	399	8	*	*	*	*	*	*	*	*
279	Tijerina ES	340	*	*	*	*	*	*	*	*	*
258	Whittier ES	354	*	*	*	*	*	*	*	*	*
260	Windsor Village ES	656	*	*	*	*	*	*	*	*	*
	Total	**23,443**	**214**	*	*	*	*	*	*	*	*

Elementary Schools Office 3

School Number	School Name	Enrollment	Total Incidents	36 - Felony Controlled Substance Violation		41 - Fighting/ Mutual Combat		46 - Aggravated Robbery		47 - Manslaughter	
				N	N/S	N	N/S	N	N/S	N	N/S
102	Alcott ES	191	*	*	*	*	*	*	*	*	*
108	Bastian ES	646	*	*	*	*	*	*	*	*	*
360	Bellfort ECC	360	*	*	*	*	*	*	*	*	*
110	Blackshear ES	308	*	*	*	*	*	*	*	*	*
112	Bonner ES	612	*	*	*	*	*	*	*	*	*
117	Briscoe ES	193	*	*	*	*	*	*	*	*	*
119	Brookline ES	729	8	*	*	*	*	*	*	*	*
124	Burnet ES	406	*	*	*	*	*	*	*	*	*
287	Cage ES	418	*	*	*	*	*	*	*	*	*
292	Carrillo ES	358	*	*	*	*	*	*	*	*	*
071	Chrysalis MS	270	*	*	*	*	*	*	*	*	*
133	Cornelius ES	754	*	*	*	*	*	*	*	*	*
290	Crespo ES	547	*	*	*	*	*	*	*	*	*
297	Davila ES	398	*	*	*	*	*	*	*	*	*
383	DeAnda ES	606	6	*	*	*	*	*	*	*	*
138	DeZavala ES	389	*	*	*	*	*	*	*	*	*
352	Farias ECC	392	*	*	*	*	*	*	*	*	*
470	Fonwood ECC	446	*	*	*	*	*	*	*	*	*
154	Foster ES	380	28	*	*	*	*	*	*	*	*
155	Franklin ES	301	*	*	*	*	*	*	*	*	*
291	Gallegos ES	360	*	*	*	*	*	*	*	*	*
158	Garden Villas ES	368	*	*	*	*	*	*	*	*	*
159	Golfcrest ES	429	*	*	*	*	*	*	*	*	*
369	Gross ES	480	16	*	*	*	*	*	*	*	*
131	Halpin ECC	387	*	*	*	*	*	*	*	*	*
166	Harris JR ES	309	*	*	*	*	*	*	*	*	*
167	Harris RP ES	477	5	*	*	*	*	*	*	*	*
168	Hartsfield ES	303	*	*	*	*	*	*	*	*	*
171	Henderson JP ES	552	*	*	*	*	*	*	*	*	*
192	Lantrip ES	516	*	*	*	*	*	*	*	*	*
357	Laurenzo ECC	207	*	*	*	*	*	*	*	*	*
194	Lewis ES	711	6	*	*	*	*	*	*	*	*
195	Lockhart ES	379	18	*	*	6	1.58	*	*	*	*
203	Mading ES	337	*	*	*	*	*	*	*	*	*
298	Martinez R ES	425	7	*	*	*	*	*	*	*	*
354	Mistral ECC	332	*	*	*	*	*	*	*	*	*
355	MLK ECC	330	*	*	*	*	*	*	*	*	*
209	Neff ECC	610	*	*	*	*	*	*	*	*	*
212	Oates ES	324	*	*	*	*	*	*	*	*	*
214	Park Place ES	734	8	*	*	*	*	*	*	*	*
215	Parker ES	851	14	*	*	*	*	*	*	*	*
216	Patterson ES	919	32	*	*	*	*	*	*	*	*
217	Peck ES	388	*	*	*	*	*	*	*	*	*
220	Pleasantville ES	233	19	*	*	*	*	*	*	*	*
222	Port Houston ES	277	*	*	*	*	*	*	*	*	*
223	Pugh ES	346	*	*	*	*	*	*	*	*	*
224	Red ES	604	*	*	*	*	*	*	*	*	*
281	Sanchez ES	436	5	*	*	*	*	*	*	*	*
244	Southmayd ES	366	*	*	*	*	*	*	*	*	*
243	Thompson ES	399	8	*	*	5	1.25	*	*	*	*
279	Tijerina ES	340	*	*	*	*	*	*	*	*	*
258	Whittier ES	354	*	*	*	*	*	*	*	*	*
260	Windsor Village ES	656	*	*	*	*	*	*	*	*	*
	Total	**23,443**	**214**	*	*	*	*	*	*	*	*

Elementary Schools Office 3

School Number	School Name	Enrollment	Total Incidents	48 - Criminally Negligent Homicide		49 - Engages in Deadly Conduct		55 - Sex Offender Under Court Supervision		56 - Sex Offender Not Under Court Supervision	
				N	N/S	N	N/S	N	N/S	N	N/S
102	Alcott ES	191	*	*	*	*	*	*	*	*	*
108	Bastian ES	646	*	*	*	*	*	*	*	*	*
360	Bellfort ECC	360	*	*	*	*	*	*	*	*	*
110	Blackshear ES	308	*	*	*	*	*	*	*	*	*
112	Bonner ES	612	*	*	*	*	*	*	*	*	*
117	Briscoe ES	193	*	*	*	*	*	*	*	*	*
119	Brookline ES	729	8	*	*	*	*	*	*	*	*
124	Burnet ES	406	*	*	*	*	*	*	*	*	*
287	Cage ES	418	*	*	*	*	*	*	*	*	*
292	Carrillo ES	358	*	*	*	*	*	*	*	*	*
071	Chrysalis MS	270	*	*	*	*	*	*	*	*	*
133	Cornelius ES	754	*	*	*	*	*	*	*	*	*
290	Crespo ES	547	*	*	*	*	*	*	*	*	*
297	Davila ES	398	*	*	*	*	*	*	*	*	*
383	DeAnda ES	606	6	*	*	*	*	*	*	*	*
138	DeZavala ES	389	*	*	*	*	*	*	*	*	*
352	Farias ECC	392	*	*	*	*	*	*	*	*	*
470	Fonwood ECC	446	*	*	*	*	*	*	*	*	*
154	Foster ES	380	28	*	*	*	*	*	*	*	*
155	Franklin ES	301	*	*	*	*	*	*	*	*	*
291	Gallegos ES	360	*	*	*	*	*	*	*	*	*
158	Garden Villas ES	368	*	*	*	*	*	*	*	*	*
159	Golfcrest ES	429	*	*	*	*	*	*	*	*	*
369	Gross ES	480	16	*	*	*	*	*	*	*	*
131	Halpin ECC	387	*	*	*	*	*	*	*	*	*
166	Harris JR ES	309	*	*	*	*	*	*	*	*	*
167	Harris RP ES	477	5	*	*	*	*	*	*	*	*
168	Hartsfield ES	303	*	*	*	*	*	*	*	*	*
171	Henderson JP ES	552	*	*	*	*	*	*	*	*	*
192	Lantrip ES	516	*	*	*	*	*	*	*	*	*
357	Laurenzo ECC	207	*	*	*	*	*	*	*	*	*
194	Lewis ES	711	6	*	*	*	*	*	*	*	*
195	Lockhart ES	379	18	*	*	*	*	*	*	*	*
203	Mading ES	337	*	*	*	*	*	*	*	*	*
298	Martinez R ES	425	7	*	*	*	*	*	*	*	*
354	Mistral ECC	332	*	*	*	*	*	*	*	*	*
355	MLK ECC	330	*	*	*	*	*	*	*	*	*
209	Neff ECC	610	*	*	*	*	*	*	*	*	*
212	Oates ES	324	*	*	*	*	*	*	*	*	*
214	Park Place ES	734	8	*	*	*	*	*	*	*	*
215	Parker ES	851	14	*	*	*	*	*	*	*	*
216	Patterson ES	919	32	*	*	*	*	*	*	*	*
217	Peck ES	388	*	*	*	*	*	*	*	*	*
220	Pleasantville ES	233	19	*	*	*	*	*	*	*	*
222	Port Houston ES	277	*	*	*	*	*	*	*	*	*
223	Pugh ES	346	*	*	*	*	*	*	*	*	*
224	Red ES	604	*	*	*	*	*	*	*	*	*
281	Sanchez ES	436	5	*	*	*	*	*	*	*	*
244	Southmayd ES	366	*	*	*	*	*	*	*	*	*
243	Thompson ES	399	8	*	*	*	*	*	*	*	*
279	Tijerina ES	340	*	*	*	*	*	*	*	*	*
258	Whittier ES	354	*	*	*	*	*	*	*	*	*
260	Windsor Village ES	656	*	*	*	*	*	*	*	*	*
	Total	**23,443**	**214**	*	*	*	*	*	*	*	*

Elementary Schools Office 3

School Number	School Name	Enrollment	Total Incidents	57 - Continuous Sexual Abuse of a Young Child/ Children		58 - Breach of Computer Security		59 - Serious Misbehavior DAEP		60 - Harassment		61 - Bullying	
				N	N/S	N	N/S	N	N/S	N	N/S	N	N/S
102	Alcott ES	191	*	*	*	*	*	*	*	*	*	*	*
108	Bastian ES	646	*	*	*	*	*	*	*	*	*	*	*
360	Bellfort ECC	360	*	*	*	*	*	*	*	*	*	*	*
110	Blackshear ES	308	*	*	*	*	*	*	*	*	*	*	*
112	Bonner ES	612	*	*	*	*	*	*	*	*	*	*	*
117	Briscoe ES	193	*	*	*	*	*	*	*	*	*	*	*
119	Brookline ES	729	8	*	*	*	*	*	*	*	*	*	*
124	Burnet ES	406	*	*	*	*	*	*	*	*	*	*	*
287	Cage ES	418	*	*	*	*	*	*	*	*	*	*	*
292	Carrillo ES	358	*	*	*	*	*	*	*	*	*	*	*
071	Chrysalis MS	270	*	*	*	*	*	*	*	*	*	*	*
133	Cornelius ES	754	*	*	*	*	*	*	*	*	*	*	*
290	Crespo ES	547	*	*	*	*	*	*	*	*	*	*	*
297	Davila ES	398	*	*	*	*	*	*	*	*	*	*	*
383	DeAnda ES	606	6	*	*	*	*	*	*	*	*	*	*
138	DeZavala ES	389	*	*	*	*	*	*	*	*	*	*	*
352	Farias ECC	392	*	*	*	*	*	*	*	*	*	*	*
470	Fonwood ECC	446	*	*	*	*	*	*	*	*	*	*	*
154	Foster ES	380	28	*	*	*	*	*	*	*	*	*	*
155	Franklin ES	301	*	*	*	*	*	*	*	*	*	*	*
291	Gallegos ES	360	*	*	*	*	*	*	*	*	*	*	*
158	Garden Villas ES	368	*	*	*	*	*	*	*	*	*	*	*
159	Golfcrest ES	429	*	*	*	*	*	*	*	*	*	*	*
369	Gross ES	480	16	*	*	*	*	*	*	*	*	*	*
131	Halpin ECC	387	*	*	*	*	*	*	*	*	*	*	*
166	Harris JR ES	309	*	*	*	*	*	*	*	*	*	*	*
167	Harris RP ES	477	5	*	*	*	*	*	*	*	*	*	*
168	Hartsfield ES	303	*	*	*	*	*	*	*	*	*	*	*
171	Henderson JP ES	552	*	*	*	*	*	*	*	*	*	*	*
192	Lantrip ES	516	*	*	*	*	*	*	*	*	*	*	*
357	Laurenzo ECC	207	*	*	*	*	*	*	*	*	*	*	*
194	Lewis ES	711	6	*	*	*	*	*	*	*	*	*	*
195	Lockhart ES	379	18	*	*	*	*	*	*	*	*	*	*
203	Mading ES	337	*	*	*	*	*	*	*	*	*	*	*
298	Martinez R ES	425	7	*	*	*	*	*	*	*	*	*	*
354	Mistral ECC	332	*	*	*	*	*	*	*	*	*	*	*
355	MLK ECC	330	*	*	*	*	*	*	*	*	*	*	*
209	Neff ECC	610	*	*	*	*	*	*	*	*	*	*	*
212	Oates ES	324	*	*	*	*	*	*	*	*	*	*	*
214	Park Place ES	734	8	*	*	*	*	*	*	*	*	*	*
215	Parker ES	851	14	*	*	*	*	*	*	*	*	*	*
216	Patterson ES	919	32	*	*	*	*	*	*	*	*	*	*
217	Peck ES	388	*	*	*	*	*	*	*	*	*	*	*
220	Pleasantville ES	233	19	*	*	*	*	*	*	*	*	*	*
222	Port Houston ES	277	*	*	*	*	*	*	*	*	*	*	*
223	Pugh ES	346	*	*	*	*	*	*	*	*	*	*	*
224	Red ES	604	*	*	*	*	*	*	*	*	*	*	*
281	Sanchez ES	436	5	*	*	*	*	*	*	*	*	*	*
244	Southmayd ES	366	*	*	*	*	*	*	*	*	*	*	*
243	Thompson ES	399	8	*	*	*	*	*	*	*	*	*	*
279	Tijerina ES	340	*	*	*	*	*	*	*	*	*	*	*
258	Whittier ES	354	*	*	*	*	*	*	*	*	*	*	*
260	Windsor Village ES	656	*	*	*	*	*	*	*	*	*	*	*
	Total	**23,443**	**214**	*	*	*	*	*	*	*	*	*	*

Sources: PEIMS Summer Resubmission, 2022–2023; PEIMS Fall Snapshot, 2022–2023; Campus Information List, 8/9/23 Notes: N denotes the number of incidents. N/S denotes the number of incidents per 100 students. Results are masked if counts are less than 5 or if rates are less than 0.5.

Middle Schools Office

School Number	School Name	Enrollment	Total Incidents	1 - Permanent Removal by a Teacher from Class		2 - Conduct Punishable as a Felony		4 - Possessed Controlled Substance		5 - Possessed Alcohol Beverage		6 - Abuse of a Volatile Chemical		7 - Public Lewdness/ Indecent Exposure		8 - Retaliation Against School Employee	
				N	N/S	N	N/S	N	N/S	N	N/S	N	N/S	N	N/S	N	N/S
478	Arabic Immersion	538	6	*	*	*	*	*	*	*	*	*	*	*	*	*	*
259	Baker Montessori	606	*	*	*	*	*	*	*	*	*	*	*	*	*	*	*
467	Baylor College MS	385	98	*	*	*	*	6	1.56	*	*	*	*	*	*	*	*
234	BCM Biotech Acad at Rusk	341	5	*	*	*	*	*	*	*	*	*	*	*	*	*	*
042	Black MS	1,327	464	*	*	*	*	27	2.03	*	*	*	*	*	*	*	*
344	Briarmeadow	600	8	*	*	*	*	*	*	*	*	*	*	*	*	*	*
043	Burbank MS	1,417	1,008	*	*	*	*	57	4.02	*	*	*	*	*	*	*	*
048	Clifton MS	509	328	*	*	*	*	12	2.36	*	*	*	*	*	*	*	*
044	Cullen MS	324	393	*	*	*	*	20	6.17	*	*	*	*	*	*	*	*
072	Fondren MS	840	237	*	*	*	*	*	*	*	*	*	*	*	*	*	*
047	Fonville MS	665	330	*	*	*	*	29	4.36	*	*	*	*	*	*	*	*
476	Forest Brook MS	613	633	*	*	6	0.98	22	3.59	*	*	*	*	*	*	*	*
157	Garden Oaks	797	44	*	*	*	*	*	*	*	*	*	*	*	*	*	*
058	Gregory-Lincoln PK-8	598	*	*	*	*	*	*	*	*	*	*	*	*	*	*	*
049	Hamilton MS	823	212	*	*	*	*	8	0.97	*	*	*	*	*	*	*	*
051	Hartman MS	904	393	*	*	*	*	12	1.33	*	*	*	*	*	*	*	*
456	High School Ahead Acad MS	138	60	*	*	*	*	*	*	*	*	*	*	*	*	*	*
053	Hogg MS	1,120	114	*	*	*	*	12	1.07	*	*	*	*	*	*	*	*
050	Holland MS	644	474	*	*	*	*	7	1.09	*	*	*	*	*	*	*	*
057	Lanier MS	1,434	119	*	*	*	*	*	*	*	*	*	*	*	*	*	*
075	Lawson MS	1,274	1,136	*	*	*	*	38	2.98	*	*	*	*	*	*	*	*
460	Mandarin Immersion Magnet	739	5	*	*	*	*	*	*	*	*	*	*	*	*	*	*
061	Marshall MS	607	303	*	*	*	*	*	*	*	*	*	*	*	*	*	*
062	McReynolds MS	398	211	*	*	*	*	29	7.29	*	*	*	*	*	*	*	*
055	Meyerland MS	1,133	104	*	*	*	*	*	*	*	*	*	*	*	*	*	*
054	Navarro MS	547	254	*	*	*	*	5	0.91	*	*	*	*	*	*	*	*
338	Ortiz MS	871	801	*	*	*	*	13	1.49	*	*	*	*	*	*	*	*
064	Pershing MS	1,390	515	*	*	*	*	22	1.58	*	*	*	*	*	*	*	*
218	Pilgrim Acad	1,226	12	*	*	*	*	*	*	*	*	*	*	*	*	*	*
337	Pin Oak MS	1,194	104	*	*	*	*	*	*	*	*	*	*	*	*	*	*
382	Reagan Ed Ctr PK-8	876	126	*	*	*	*	*	*	*	*	*	*	*	*	*	*
060	Revere MS	1,112	673	*	*	*	*	24	2.16	*	*	*	*	*	*	*	*
080	Rice School PK-8	1,076	20	*	*	*	*	*	*	*	*	*	*	*	*	*	*
039	Rogers T H	1,062	11	*	*	*	*	*	*	*	*	*	*	*	*	*	*
402	Secondary DAEP	37	222	*	*	*	*	*	*	*	*	*	*	*	*	*	*
098	Stevenson MS	1,192	654	*	*	*	*	9	0.76	10	0.84	*	*	*	*	*	*
068	Tanglewood MS	808	279	*	*	*	*	41	5.07	*	*	*	*	*	*	*	*
056	Welch MS	645	138	*	*	*	*	6	0.93	*	*	*	*	*	*	*	*
099	West Briar MS	1,061	546	*	*	*	*	*	*	*	*	*	*	*	*	*	*
256	Wharton K-8	627	*	*	*	*	*	*	*	*	*	*	*	*	*	*	*
	Total	**32,498**	**11,040**	*	*	*	*	**412**	**1.27**	*	*	*	*	*	*	*	*

Middle Schools Office

School Number	School Name	Enrollment	Total Incidents	9 - Felony Conduct Off Campus/In Title 5		10 - Felony Conduct Off Campus/Not In Title 5		11 - Used/ Possessed Firearm		12 - Used/ Possessed Illegal Knife		13 - Unlawful Carrying of a Club		14 - Used/ Possessed Prohibited Weapon		16 - Arson	
				N	N/S	N	N/S	N	N/S	N	N/S	N	N/S	N	N/S	N	N/S
478	Arabic Immersion	538	6	*	*	*	*	*	*	*	*	*	*	*	*	*	*
259	Baker Montessori	606	*	*	*	*	*	*	*	*	*	*	*	*	*	*	*
467	Baylor College MS	385	98	*	*	*	*	*	*	*	*	*	*	*	*	*	*
234	BCM Biotech Acad at Rusk	341	5	*	*	*	*	*	*	*	*	*	*	*	*	*	*
042	Black MS	1,327	464	*	*	*	*	*	*	*	*	*	*	*	*	*	*
344	Briarmeadow	600	8	*	*	*	*	*	*	*	*	*	*	*	*	*	*
043	Burbank MS	1,417	1,008	*	*	*	*	*	*	*	*	*	*	*	*	*	*
048	Clifton MS	509	328	*	*	*	*	*	*	*	*	*	*	*	*	*	*
044	Cullen MS	324	393	*	*	*	*	*	*	*	*	*	*	*	*	*	*
072	Fondren MS	840	237	*	*	*	*	*	*	*	*	*	*	*	*	*	*
047	Fonville MS	665	330	*	*	*	*	*	*	*	*	*	*	*	*	*	*
476	Forest Brook MS	613	633	*	*	*	*	*	*	*	*	*	*	*	*	*	*
157	Garden Oaks	797	44	*	*	*	*	*	*	*	*	*	*	*	*	*	*
058	Gregory-Lincoln PK-8	598	*	*	*	*	*	*	*	*	*	*	*	*	*	*	*
049	Hamilton MS	823	212	*	*	*	*	*	*	*	*	*	*	*	*	*	*
051	Hartman MS	904	393	*	*	*	*	*	*	*	*	*	*	*	*	*	*
456	High School Ahead Acad MS	138	60	*	*	*	*	*	*	*	*	*	*	*	*	*	*
053	Hogg MS	1,120	114	*	*	*	*	*	*	*	*	*	*	*	*	*	*
050	Holland MS	644	474	*	*	*	*	*	*	*	*	*	*	*	*	*	*
057	Lanier MS	1,434	119	*	*	*	*	*	*	*	*	*	*	*	*	*	*
075	Lawson MS	1,274	1,136	*	*	*	*	*	*	*	*	*	*	*	*	*	*
460	Mandarin Immersion Magnet	739	5	*	*	*	*	*	*	*	*	*	*	*	*	*	*
061	Marshall MS	607	303	*	*	*	*	*	*	*	*	*	*	*	*	*	*
062	McReynolds MS	398	211	*	*	*	*	*	*	*	*	*	*	*	*	*	*
055	Meyerland MS	1,133	104	*	*	*	*	*	*	*	*	*	*	*	*	*	*
054	Navarro MS	547	254	*	*	*	*	*	*	*	*	*	*	*	*	*	*
338	Ortiz MS	871	801	*	*	*	*	*	*	*	*	*	*	*	*	*	*
064	Pershing MS	1,390	515	*	*	*	*	*	*	*	*	*	*	*	*	*	*
218	Pilgrim Acad	1,226	12	*	*	*	*	*	*	*	*	*	*	*	*	*	*
337	Pin Oak MS	1,194	104	*	*	*	*	*	*	*	*	*	*	*	*	*	*
382	Reagan Ed Ctr PK-8	876	126	*	*	*	*	*	*	*	*	*	*	*	*	*	*
060	Revere MS	1,112	673	*	*	*	*	*	*	*	*	*	*	*	*	*	*
080	Rice School PK-8	1,076	20	*	*	*	*	*	*	*	*	*	*	*	*	*	*
039	Rogers T H	1,062	11	*	*	*	*	*	*	*	*	*	*	*	*	*	*
402	Secondary DAEP	37	222	*	*	*	*	*	*	*	*	*	*	*	*	*	*
098	Stevenson MS	1,192	654	*	*	*	*	*	*	*	*	*	*	*	*	*	*
068	Tanglewood MS	808	279	*	*	*	*	*	*	*	*	*	*	*	*	*	*
056	Welch MS	645	138	*	*	*	*	*	*	*	*	*	*	*	*	*	*
099	West Briar MS	1,061	546	*	*	*	*	*	*	*	*	*	*	*	*	*	*
256	Wharton K-8	627	*	*	*	*	*	*	*	*	*	*	*	*	*	*	*
	Total	**32,498**	**11,040**	*	*	*	*	*	*	*	*	*	*	*	*	*	*

Middle Schools Office

School Number	School Name	Enrollment	Total Incidents	17 - Murder, Capital Murder, Criminal Attempt to Commit Murder		18 - Indecency with a Child		19 - Aggravated Kidnapping		21 - Violation of Student Code of Conduct		22 - Criminal Mischief		23 - Emergency Placement/ Expulsion		26 - Terroristic Threat	
				N	N/S	N	N/S	N	N/S	N	N/S	N	N/S	N	N/S	N	N/S
478	Arabic Immersion	538	6	*	*	*	*	*	*	*	*	*	*	*	*	*	*
259	Baker Montessori	606	*	*	*	*	*	*	*	*	*	*	*	*	*	*	*
467	Baylor College MS	385	98	*	*	*	*	*	*	62	16.10	*	*	*	*	*	*
234	BCM Biotech Acad at Rusk	341	5	*	*	*	*	*	*	*	*	*	*	*	*	*	*
042	Black MS	1,327	464	*	*	*	*	*	*	334	25.17	*	*	*	*	10	0.75
344	Briarmeadow	600	8	*	*	*	*	*	*	8	1.33	*	*	*	*	*	*
043	Burbank MS	1,417	1,008	*	*	*	*	*	*	919	64.86	*	*	*	*	*	*
048	Clifton MS	509	328	*	*	*	*	*	*	316	62.08	*	*	*	*	*	*
044	Cullen MS	324	393	*	*	*	*	*	*	308	95.06	*	*	*	*	5	1.54
072	Fondren MS	840	237	*	*	*	*	*	*	169	20.12	*	*	*	*	*	*
047	Fonville MS	665	330	*	*	*	*	*	*	243	36.54	*	*	*	*	*	*
476	Forest Brook MS	613	633	*	*	*	*	*	*	354	57.75	*	*	*	*	*	*
157	Garden Oaks	797	44	*	*	*	*	*	*	43	5.40	*	*	*	*	*	*
058	Gregory-Lincoln PK-8	598	*	*	*	*	*	*	*	*	*	*	*	*	*	*	*
049	Hamilton MS	823	212	*	*	*	*	*	*	192	23.33	*	*	*	*	*	*
051	Hartman MS	904	393	*	*	*	*	*	*	286	31.64	*	*	*	*	*	*
456	High School Ahead Acad MS	138	60	*	*	*	*	*	*	27	19.57	*	*	*	*	*	*
053	Hogg MS	1,120	114	*	*	*	*	*	*	63	5.63	*	*	*	*	8	0.71
050	Holland MS	644	474	*	*	*	*	*	*	380	59.01	*	*	*	*	*	*
057	Lanier MS	1,434	119	*	*	*	*	*	*	117	8.16	*	*	*	*	*	*
075	Lawson MS	1,274	1,136	*	*	*	*	*	*	756	59.34	*	*	*	*	7	0.55
460	Mandarin Immersion Magnet	739	5	*	*	*	*	*	*	5	0.68	*	*	*	*	*	*
061	Marshall MS	607	303	*	*	*	*	*	*	263	43.33	*	*	*	*	*	*
062	McReynolds MS	398	211	*	*	*	*	*	*	123	30.90	*	*	*	*	*	*
055	Meyerland MS	1,133	104	*	*	*	*	*	*	88	7.77	*	*	*	*	*	*
054	Navarro MS	547	254	*	*	*	*	*	*	231	42.23	*	*	*	*	*	*
338	Ortiz MS	871	801	*	*	*	*	*	*	672	77.15	*	*	*	*	11	1.26
064	Pershing MS	1,390	515	*	*	*	*	*	*	412	29.64	*	*	*	*	20	1.44
218	Pilgrim Acad	1,226	12	*	*	*	*	*	*	*	*	*	*	*	*	*	*
337	Pin Oak MS	1,194	104	*	*	*	*	*	*	74	6.20	*	*	*	*	12	1.01
382	Reagan Ed Ctr PK-8	876	126	*	*	*	*	*	*	77	8.79	*	*	*	*	*	*
060	Revere MS	1,112	673	*	*	*	*	*	*	547	49.19	*	*	*	*	8	0.72
080	Rice School PK-8	1,076	20	*	*	*	*	*	*	18	1.67	*	*	*	*	*	*
039	Rogers T H	1,062	11	*	*	*	*	*	*	11	1.04	*	*	*	*	*	*
402	Secondary DAEP	37	222	*	*	*	*	*	*	170	459.46	*	*	*	*	*	*
098	Stevenson MS	1,192	654	*	*	*	*	*	*	510	42.79	*	*	*	*	12	1.01
068	Tanglewood MS	808	279	*	*	*	*	*	*	213	26.36	*	*	*	*	*	*
056	Welch MS	645	138	*	*	*	*	*	*	96	14.88	*	*	*	*	*	*
099	West Briar MS	1,061	546	*	*	*	*	*	*	452	42.60	*	*	*	*	*	*
256	Wharton K-8	627	*	*	*	*	*	*	*	*	*	*	*	*	*	*	*
	Total	**32,498**	**11,040**	*	*	*	*	*	*	**8546**	**26.30**	*	*	*	*	*	*

Middle Schools Office

School Number	School Name	Enrollment	Total Incidents	27 - Assault Against Employee/ Volunteer		28 - Assault Against Non-Employee/Non-Volunteer		29 - Aggravated Assault Against Employee/ Volunteer		30 - Aggravated Assault Against Non-Employee/Non-Volunteer		31 - Sexual Assault Against Employee/ Volunteer		32 - Sexual Assault Against Non-Employee/Non-Volunteer		35 - False Alarm/False Report	
				N	N/S	N	N/S	N	N/S	N	N/S	N	N/S	N	N/S	N	N/S
478	Arabic Immersion	538	6	*	*	*	*	*	*	*	*	*	*	*	*	*	*
259	Baker Montessori	606	*	*	*	*	*	*	*	*	*	*	*	*	*	*	*
467	Baylor College MS	385	98	*	*	*	*	*	*	*	*	*	*	*	*	*	*
234	BCM Biotech Acad at Rusk	341	5	*	*	*	*	*	*	*	*	*	*	*	*	*	*
042	Black MS	1,327	464	*	*	*	*	*	*	*	*	*	*	*	*	*	*
344	Briarmeadow	600	8	*	*	*	*	*	*	*	*	*	*	*	*	*	*
043	Burbank MS	1,417	1,008	*	*	*	*	*	*	*	*	*	*	*	*	*	*
048	Clifton MS	509	328	*	*	*	*	*	*	*	*	*	*	*	*	*	*
044	Cullen MS	324	393	*	*	*	*	*	*	*	*	*	*	*	*	*	*
072	Fondren MS	840	237	*	*	*	*	*	*	*	*	*	*	*	*	*	*
047	Fonville MS	665	330	*	*	*	*	*	*	*	*	*	*	*	*	*	*
476	Forest Brook MS	613	633	*	*	*	*	*	*	*	*	*	*	*	*	*	*
157	Garden Oaks	797	44	*	*	*	*	*	*	*	*	*	*	*	*	*	*
058	Gregory-Lincoln PK-8	598	*	*	*	*	*	*	*	*	*	*	*	*	*	*	*
049	Hamilton MS	823	212	*	*	*	*	*	*	*	*	*	*	*	*	*	*
051	Hartman MS	904	393	*	*	*	*	*	*	*	*	*	*	*	*	*	*
456	High School Ahead Acad MS	138	60	*	*	*	*	*	*	*	*	*	*	*	*	*	*
053	Hogg MS	1,120	114	*	*	*	*	*	*	*	*	*	*	*	*	*	*
050	Holland MS	644	474	*	*	*	*	*	*	*	*	*	*	*	*	*	*
057	Lanier MS	1,434	119	*	*	*	*	*	*	*	*	*	*	*	*	*	*
075	Lawson MS	1,274	1,136	*	*	*	*	*	*	*	*	*	*	*	*	*	*
460	Mandarin Immersion Magnet	739	5	*	*	*	*	*	*	*	*	*	*	*	*	*	*
061	Marshall MS	607	303	*	*	6	0.99	*	*	*	*	*	*	*	*	*	*
062	McReynolds MS	398	211	*	*	24	6.03	*	*	*	*	*	*	*	*	*	*
055	Meyerland MS	1,133	104	*	*	*	*	*	*	*	*	*	*	*	*	*	*
054	Navarro MS	547	254	*	*	*	*	*	*	*	*	*	*	*	*	*	*
338	Ortiz MS	871	801	*	*	*	*	*	*	*	*	*	*	*	*	*	*
064	Pershing MS	1,390	515	*	*	*	*	*	*	*	*	*	*	*	*	*	*
218	Pilgrim Acad	1,226	12	*	*	*	*	*	*	*	*	*	*	*	*	*	*
337	Pin Oak MS	1,194	104	*	*	*	*	*	*	*	*	*	*	*	*	*	*
382	Reagan Ed Ctr PK-8	876	126	*	*	*	*	*	*	*	*	*	*	*	*	*	*
060	Revere MS	1,112	673	*	*	*	*	*	*	*	*	*	*	*	*	*	*
080	Rice School PK-8	1,076	20	*	*	*	*	*	*	*	*	*	*	*	*	*	*
039	Rogers T H	1,062	11	*	*	*	*	*	*	*	*	*	*	*	*	*	*
402	Secondary DAEP	37	222	*	*	*	*	*	*	*	*	*	*	*	*	*	*
098	Stevenson MS	1,192	654	*	*	*	*	*	*	*	*	*	*	*	*	*	*
068	Tanglewood MS	808	279	*	*	*	*	*	*	*	*	*	*	*	*	*	*
056	Welch MS	645	138	*	*	*	*	*	*	*	*	*	*	*	*	*	*
099	West Briar MS	1,061	546	*	*	*	*	*	*	*	*	*	*	*	*	*	*
256	Wharton K-8	627	*	*	*	*	*	*	*	*	*	*	*	*	*	*	*
	Total	**32,498**	**11,040**	*	*	*	*	*	*	*	*	*	*	*	*	*	*

Middle Schools Office

School Number	School Name	Enrollment	Total Incidents	36 - Felony Controlled Substance Violation		41 - Fighting/Mutual Combat		46 - Aggravated Robbery		47 - Manslaughter		48 - Criminally Negligent Homicide		49 - Engages in Deadly Conduct		55 - Sex Offender Under Court Supervision	
				N	N/S	N	N/S	N	N/S	N	N/S	N	N/S	N	N/S	N	N/S
478	Arabic Immersion	538	6	*	*	*	*	*	*	*	*	*	*	*	*	*	*
259	Baker Montessori	606	*	*	*	*	*	*	*	*	*	*	*	*	*	*	*
467	Baylor College MS	385	98	*	*	28	7.27	*	*	*	*	*	*	*	*	*	*
234	BCM Biotech Acad at Rusk	341	5	*	*	*	*	*	*	*	*	*	*	*	*	*	*
042	Black MS	1,327	464	*	*	84	6.33	*	*	*	*	*	*	*	*	*	*
344	Briarmeadow	600	8	*	*	*	*	*	*	*	*	*	*	*	*	*	*
043	Burbank MS	1,417	1,008	*	*	26	1.83	*	*	*	*	*	*	*	*	*	*
048	Clifton MS	509	328	*	*	*	*	*	*	*	*	*	*	*	*	*	*
044	Cullen MS	324	393	*	*	54	16.67	*	*	*	*	*	*	*	*	*	*
072	Fondren MS	840	237	*	*	59	7.02	*	*	*	*	*	*	*	*	*	*
047	Fonville MS	665	330	*	*	44	6.62	*	*	*	*	*	*	*	*	*	*
476	Forest Brook MS	613	633	*	*	245	39.97	*	*	*	*	*	*	*	*	*	*
157	Garden Oaks	797	44	*	*	*	*	*	*	*	*	*	*	*	*	*	*
058	Gregory-Lincoln PK-8	598	*	*	*	*	*	*	*	*	*	*	*	*	*	*	*
049	Hamilton MS	823	212	*	*	10	1.22	*	*	*	*	*	*	*	*	*	*
051	Hartman MS	904	393	*	*	86	9.51	*	*	*	*	*	*	*	*	*	*
456	High School Ahead Acad MS	138	60	*	*	29	21.01	*	*	*	*	*	*	*	*	*	*
053	Hogg MS	1,120	114	*	*	29	2.59	*	*	*	*	*	*	*	*	*	*
050	Holland MS	644	474	*	*	84	13.04	*	*	*	*	*	*	*	*	*	*
057	Lanier MS	1,434	119	*	*	*	*	*	*	*	*	*	*	*	*	*	*
075	Lawson MS	1,274	1,136	*	*	322	25.27	*	*	*	*	*	*	*	*	*	*
460	Mandarin Immersion Magnet	739	5	*	*	*	*	*	*	*	*	*	*	*	*	*	*
061	Marshall MS	607	303	*	*	32	5.27	*	*	*	*	*	*	*	*	*	*
062	McReynolds MS	398	211	*	*	35	8.79	*	*	*	*	*	*	*	*	*	*
055	Meyerland MS	1,133	104	*	*	10	0.88	*	*	*	*	*	*	*	*	*	*
054	Navarro MS	547	254	*	*	17	3.11	*	*	*	*	*	*	*	*	*	*
338	Ortiz MS	871	801	*	*	102	11.71	*	*	*	*	*	*	*	*	*	*
064	Pershing MS	1,390	515	*	*	52	3.74	*	*	*	*	*	*	*	*	*	*
218	Pilgrim Acad	1,226	12	*	*	*	*	*	*	*	*	*	*	*	*	*	*
337	Pin Oak MS	1,194	104	*	*	14	1.17	*	*	*	*	*	*	*	*	*	*
382	Reagan Ed Ctr PK-8	876	126	*	*	49	5.59	*	*	*	*	*	*	*	*	*	*
060	Revere MS	1,112	673	*	*	87	7.82	*	*	*	*	*	*	*	*	*	*
080	Rice School PK-8	1,076	20	*	*	*	*	*	*	*	*	*	*	*	*	*	*
039	Rogers T H	1,062	11	*	*	*	*	*	*	*	*	*	*	*	*	*	*
402	Secondary DAEP	37	222	*	*	40	108.11	*	*	*	*	*	*	*	*	*	*
098	Stevenson MS	1,192	654	*	*	107	8.98	*	*	*	*	*	*	*	*	*	*
068	Tanglewood MS	808	279	*	*	24	2.97	*	*	*	*	*	*	*	*	*	*
056	Welch MS	645	138	*	*	36	5.58	*	*	*	*	*	*	*	*	*	*
099	West Briar MS	1,061	546	*	*	79	7.45	*	*	*	*	*	*	*	*	*	*
256	Wharton K-8	627	*	*	*	*	*	*	*	*	*	*	*	*	*	*	*
	Total	**32,498**	**11,040**	*	*	**1,797**	**5.53**	*	*	*	*	*	*	*	*	*	*

Middle Schools Office

School Number	School Name	Enrollment	Total Incidents	56 - Sex Offender Not Under Court Supervision		57 - Continuous Sexual Abuse of a Young Child/Children		58 - Breach of Computer Security		59 - Serious Misbehavior DAEP		60 - Harassment		61 - Bullying	
				N	N/S	N	N/S	N	N/S	N	N/S	N	N/S	N	N/S
478	Arabic Immersion	538	6	*	*	*	*	*	*	*	*	*	*	*	*
259	Baker Montessori	606	*	*	*	*	*	*	*	*	*	*	*	*	*
467	Baylor College MS	385	98	*	*	*	*	*	*	*	*	*	*	*	*
234	BCM Biotech Acad at Rusk	341	5	*	*	*	*	*	*	*	*	*	*	*	*
042	Black MS	1,327	464	*	*	*	*	*	*	*	*	*	*	*	*
344	Briarmeadow	600	8	*	*	*	*	*	*	*	*	*	*	*	*
043	Burbank MS	1,417	1,008	*	*	*	*	*	*	*	*	*	*	*	*
048	Clifton MS	509	328	*	*	*	*	*	*	*	*	*	*	*	*
044	Cullen MS	324	393	*	*	*	*	*	*	*	*	*	*	*	*
072	Fondren MS	840	237	*	*	*	*	*	*	*	*	*	*	*	*
047	Fonville MS	665	330	*	*	*	*	*	*	*	*	*	*	*	*
476	Forest Brook MS	613	633	*	*	*	*	*	*	*	*	*	*	*	*
157	Garden Oaks	797	44	*	*	*	*	*	*	*	*	*	*	*	*
058	Gregory-Lincoln PK-8	598	*	*	*	*	*	*	*	*	*	*	*	*	*
049	Hamilton MS	823	212	*	*	*	*	*	*	*	*	*	*	*	*
051	Hartman MS	904	393	*	*	*	*	*	*	*	*	*	*	*	*
456	High School Ahead Acad MS	138	60	*	*	*	*	*	*	*	*	*	*	*	*
053	Hogg MS	1,120	114	*	*	*	*	*	*	*	*	*	*	*	*
050	Holland MS	644	474	*	*	*	*	*	*	*	*	*	*	*	*
057	Lanier MS	1,434	119	*	*	*	*	*	*	*	*	*	*	*	*
075	Lawson MS	1,274	1,136	*	*	*	*	*	*	*	*	*	*	*	*
460	Mandarin Immersion Magnet	739	5	*	*	*	*	*	*	*	*	*	*	*	*
061	Marshall MS	607	303	*	*	*	*	*	*	*	*	*	*	*	*
062	McReynolds MS	398	211	*	*	*	*	*	*	*	*	*	*	*	*
055	Meyerland MS	1,133	104	*	*	*	*	*	*	*	*	*	*	*	*
054	Navarro MS	547	254	*	*	*	*	*	*	*	*	*	*	*	*
338	Ortiz MS	871	801	*	*	*	*	*	*	*	*	*	*	*	*
064	Pershing MS	1,390	515	*	*	*	*	*	*	*	*	*	*	*	*
218	Pilgrim Acad	1,226	12	*	*	*	*	*	*	*	*	*	*	*	*
337	Pin Oak MS	1,194	104	*	*	*	*	*	*	*	*	*	*	*	*
382	Reagan Ed Ctr PK-8	876	126	*	*	*	*	*	*	*	*	*	*	*	*
060	Revere MS	1,112	673	*	*	*	*	*	*	*	*	*	*	*	*
080	Rice School PK-8	1,076	20	*	*	*	*	*	*	*	*	*	*	*	*
039	Rogers T H	1,062	11	*	*	*	*	*	*	*	*	*	*	*	*
402	Secondary DAEP	37	222	*	*	*	*	*	*	*	*	*	*	*	*
098	Stevenson MS	1,192	654	*	*	*	*	*	*	*	*	*	*	*	*
068	Tanglewood MS	808	279	*	*	*	*	*	*	*	*	*	*	*	*
056	Welch MS	645	138	*	*	*	*	*	*	*	*	*	*	*	*
099	West Briar MS	1,061	546	*	*	*	*	*	*	*	*	*	*	*	*
256	Wharton K-8	627	*	*	*	*	*	*	*	*	*	*	*	*	*
	Total	**32,498**	**11,040**	*	*	*	*	*	*	*	*	*	*	*	*

Sources: PEIMS Summer Resubmission, 2022–2023; PEIMS Fall Snapshot, 2022–2023; Campus Information List, 8/9/23
Notes: N denotes the number of incidents. N/S denotes the number of incidents per 100 students. Results are masked if counts are less than 5 or if rates are less than 0.5.

High Schools Office

School Number	School Name	Enrollment	Total Incidents	1 - Permanent Removal by a Teacher from Class		2 - Conduct Punishable as a Felony		4 - Possessed Controlled Substance		5 - Possessed Alcohol Beverage		6 - Abuse of a Volatile Chemical		7 - Public Lewdness/ Indecent Exposure		8 - Retaliation Against School Employee		9 - Felony Conduct Off Campus/In Title 5		10 - Felony Conduct Off Campus/Not In Title 5	
				N	N/S	N	N/S	N	N/S	N	N/S	N	N/S	N	N/S	N	N/S	N	N/S	N	N/S
001	Austin HS	1,436	851	*	*	*	*	26	1.81	*	*	*	*	9	0.63	*	*	*	*	*	*
002	Bellaire HS	3,160	745	*	*	*	*	34	1.08	*	*	*	*	*	*	*	*	*	*	*	*
322	Carnegie HS	841	24	*	*	*	*	*	*	*	*	*	*	*	*	*	*	*	*	*	*
323	Challenge EC HS	454	*	*	*	*	*	*	*	*	*	*	*	*	*	*	*	*	*	*	*
027	Chavez HS	2,257	1,007	*	*	*	*	58	2.57	*	*	*	*	*	*	*	*	*	*	*	*
013	Community Services	90	*	*	*	*	*	*	*	*	*	*	*	*	*	*	*	*	*	*	*
026	DeBakey HS	916	*	*	*	*	*	*	*	*	*	*	*	*	*	*	*	*	*	*	*
345	East EC HS	452	21	*	*	*	*	9	1.99	*	*	*	*	*	*	*	*	*	*	*	*
301	Eastwood Acad HS	390	*	*	*	*	*	*	*	*	*	*	*	*	*	*	*	*	*	*	*
350	Energized ECC	163	*	*	*	*	*	*	*	*	*	*	*	*	*	*	*	*	*	*	*
364	Energized ES	1,035	*	*	*	*	*	*	*	*	*	*	*	*	*	*	*	*	*	*	*
321	Energized for STEM Academy HS	583	29	*	*	*	*	*	*	*	*	*	*	*	*	*	*	*	*	*	*
390	Energized for STEM Academy MS	355	8	*	*	*	*	*	*	*	*	*	*	*	*	*	*	*	*	*	*
342	Energized MS	585	48	*	*	*	*	*	*	*	*	*	*	*	*	*	*	*	*	*	*
468	Energy Inst HS	676	52	*	*	*	*	13	1.92	*	*	*	*	*	*	*	*	*	*	*	*
004	Furr HS	1,154	612	*	*	7	0.61	14	1.21	*	*	*	*	*	*	*	*	*	*	*	*
348	HAIS HS	461	8	*	*	*	*	*	*	*	*	*	*	*	*	*	*	*	*	*	*
351	Harper DAEP	54	8	*	*	*	*	*	*	*	*	*	*	*	*	*	*	*	*	*	*
012	Heights HS	2,471	592	*	*	*	*	16	0.65	*	*	*	*	*	*	*	*	*	*	*	*
310	Houston MSTC HS	2,769	1,525	*	*	*	*	175	6.32	*	*	*	*	*	*	*	*	*	*	*	*
034	HSLJ	436	19	*	*	*	*	*	*	*	*	*	*	*	*	*	*	*	*	*	*
320	JJAEP	11	*	*	*	*	*	*	*	*	*	*	*	*	*	*	*	*	*	*	*
006	Jones HS	320	65	*	*	*	*	12	3.75	*	*	*	*	*	*	*	*	*	*	*	*
007	Kashmere HS	725	539	*	*	*	*	28	3.86	*	*	*	*	*	*	*	*	*	*	*	*
025	Kinder HSPVA	786	7	*	*	*	*	*	*	*	*	*	*	*	*	*	*	*	*	*	*
008	Lamar HS	3,114	439	*	*	*	*	28	0.90	*	*	*	*	*	*	*	*	*	*	*	*
340	Las Americas MS	230	22	*	*	*	*	*	*	*	*	*	*	*	*	*	*	*	*	*	*
458	Leland YMCPA	311	91	*	*	*	*	*	*	*	*	*	*	*	*	*	*	*	*	*	*
324	Liberty HS	351	9	*	*	*	*	*	*	*	*	*	*	*	*	*	*	*	*	*	*
059	Long Acad	818	331	*	*	*	*	12	1.47	*	*	*	*	*	*	*	*	*	*	*	*
010	Madison HS	1,924	518	*	*	*	*	*	*	*	*	*	*	*	*	*	*	*	*	*	*
485	Middle College HS - Fraga	132	5	*	*	*	*	*	*	*	*	*	*	*	*	*	*	*	*	*	*
484	Middle College HS - Gulfton	123	9	*	*	*	*	*	*	*	*	*	*	*	*	*	*	*	*	*	*
011	Milby HS	2,102	1,041	*	*	*	*	180	8.56	*	*	*	*	*	*	*	*	*	*	*	*
311	Mount Carmel Acad HS	269	*	*	*	*	*	*	*	*	*	*	*	*	*	*	*	*	*	*	*
308	North Houston EC HS	475	24	*	*	*	*	6	1.26	*	*	*	*	*	*	*	*	*	*	*	*
003	Northside HS	1,159	247	*	*	*	*	*	*	*	*	*	*	*	*	*	*	*	*	*	*
024	Scarborough HS	750	263	*	*	*	*	32	4.27	*	*	*	*	*	*	*	*	*	*	*	*
023	Sharpstown HS	1,854	537	*	*	*	*	15	0.81	*	*	*	*	*	*	*	*	*	*	*	*
081	Sharpstown Intl	1,279	76	*	*	*	*	24	1.88	*	*	*	*	*	*	*	*	*	*	*	*
486	South EC HS	390	24	*	*	*	*	*	*	*	*	*	*	*	*	*	*	*	*	*	*
014	Sterling HS	1,420	340	*	*	*	*	14	0.99	*	*	*	*	*	*	*	*	*	*	*	*
100	TCAH	8,967	*	*	*	*	*	*	*	*	*	*	*	*	*	*	*	*	*	*	*
015	Waltrip HS	1,594	627	*	*	*	*	26	1.63	*	*	*	*	*	*	*	*	*	*	*	*
016	Washington HS	877	453	*	*	*	*	2	0.23	*	*	*	*	*	*	*	*	*	*	*	*
017	Westbury HS	2,243	1,985	*	*	*	*	40	1.78	*	*	*	*	*	*	*	*	*	*	*	*
036	Westside HS	2,873	882	*	*	*	*	30	1.04	*	*	*	*	*	*	*	*	*	*	*	*
009	Wisdom HS	2,260	928	*	*	*	*	14	0.62	*	*	*	*	*	*	*	*	*	*	*	*
019	Worthing HS	826	521	*	*	*	*	30	3.63	*	*	*	*	*	*	*	*	*	*	*	*
020	Yates HS	847	725	*	*	6	0.71	60	7.08	*	*	*	*	*	*	*	*	*	*	7	0.83
463	YWCPA	400	7	*	*	*	*	*	*	*	*	*	*	*	*	*	*	*	*	*	*
	Total	**60,168**	**16,269**	*	*	*	*	**910**	**1.51**	*	*	*	*	*	*	*	*	*	*	*	*

High Schools Office

School Number	School Name	Enrollment	Total Incidents	11 - Used/ Possessed Firearm		12 - Used/ Possessed Illegal Knife		13 - Unlawful Carrying of a Club		14 - Used/ Possessed Prohibited Weapon		16 - Arson		17 - Murder, Capital Murder, Criminal Attempt to Commit Murder		18 - Indecency with a Child		19 - Aggravated Kidnapping		21 - Violation of Student Code of Conduct	
				N	N/S	N	N/S	N	N/S	N	N/S	N	N/S	N	N/S	N	N/S	N	N/S	N	N/S
001	Austin HS	1,436	851	*	*	*	*	*	*	*	*	*	*	*	*	*	*	*	*	723	50.35
002	Bellaire HS	3,160	745	*	*	*	*	*	*	*	*	*	*	*	*	*	*	*	*	572	18.10
322	Carnegie HS	841	24	*	*	*	*	*	*	*	*	*	*	*	*	*	*	*	*	14	1.66
323	Challenge EC HS	454	*	*	*	*	*	*	*	*	*	*	*	*	*	*	*	*	*	*	*
027	Chavez HS	2,257	1,007	*	*	*	*	*	*	*	*	*	*	*	*	*	*	*	*	843	37.35
013	Community Services	90	*	*	*	*	*	*	*	*	*	*	*	*	*	*	*	*	*	*	*
026	DeBakey HS	916	*	*	*	*	*	*	*	*	*	*	*	*	*	*	*	*	*	*	*
345	East EC HS	452	21	*	*	*	*	*	*	*	*	*	*	*	*	*	*	*	*	8	1.77
301	Eastwood Acad HS	390	*	*	*	*	*	*	*	*	*	*	*	*	*	*	*	*	*	*	*
350	Energized ECC	163	*	*	*	*	*	*	*	*	*	*	*	*	*	*	*	*	*	*	*
364	Energized ES	1,035	*	*	*	*	*	*	*	*	*	*	*	*	*	*	*	*	*	*	*
321	Energized for STEM Academy HS	583	29	*	*	*	*	*	*	*	*	*	*	*	*	*	*	*	*	13	2.23
390	Energized for STEM Academy MS	355	8	*	*	*	*	*	*	*	*	*	*	*	*	*	*	*	*	8	2.25
342	Energized MS	585	48	*	*	*	*	*	*	*	*	*	*	*	*	*	*	*	*	48	8.21
468	Energy Inst HS	676	52	*	*	*	*	*	*	*	*	*	*	*	*	*	*	*	*	37	5.47
004	Furr HS	1,154	612	*	*	*	*	*	*	*	*	*	*	*	*	*	*	*	*	463	40.12
348	HAIS HS	461	8	*	*	*	*	*	*	*	*	*	*	*	*	*	*	*	*	7	1.52
351	Harper DAEP	54	8	*	*	*	*	*	*	*	*	*	*	*	*	*	*	*	*	*	*
012	Heights HS	2,471	592	*	*	*	*	*	*	*	*	*	*	*	*	*	*	*	*	560	22.66
310	Houston MSTC HS	2,769	1,525	*	*	*	*	*	*	*	*	*	*	*	*	*	*	*	*	1,137	41.06
034	HSLJ	436	19	*	*	*	*	*	*	*	*	*	*	*	*	*	*	*	*	13	2.98
320	JJAEP	11	*	*	*	*	*	*	*	*	*	*	*	*	*	*	*	*	*	*	*
006	Jones HS	320	65	*	*	*	*	*	*	*	*	*	*	*	*	*	*	*	*	30	9.38
007	Kashmere HS	725	539	*	*	*	*	*	*	*	*	9	1.24	*	*	*	*	*	*	349	48.14
025	Kinder HSPVA	786	7	*	*	*	*	*	*	*	*	*	*	*	*	*	*	*	*	7	0.89
008	Lamar HS	3,114	439	*	*	*	*	*	*	*	*	*	*	*	*	*	*	*	*	284	9.12
340	Las Americas MS	230	22	*	*	*	*	*	*	*	*	*	*	*	*	*	*	*	*	14	6.09
458	Leland YMCPA	311	91	*	*	*	*	*	*	*	*	*	*	*	*	*	*	*	*	62	19.94
324	Liberty HS	351	9	*	*	*	*	*	*	*	*	*	*	*	*	*	*	*	*	5	1.42
059	Long Acad	818	331	*	*	*	*	*	*	*	*	*	*	*	*	*	*	*	*	249	30.44
010	Madison HS	1,924	518	*	*	*	*	*	*	*	*	*	*	*	*	*	*	*	*	401	20.84
485	Middle College HS - Fraga	132	5	*	*	*	*	*	*	*	*	*	*	*	*	*	*	*	*	*	*
484	Middle College HS - Gulfton	123	9	*	*	*	*	*	*	*	*	*	*	*	*	*	*	*	*	7	5.69
011	Milby HS	2,102	1,041	*	*	*	*	*	*	*	*	*	*	*	*	*	*	*	*	749	35.63
311	Mount Carmel Acad HS	269	*	*	*	*	*	*	*	*	*	*	*	*	*	*	*	*	*	*	*
308	North Houston EC HS	475	24	*	*	*	*	*	*	*	*	*	*	*	*	*	*	*	*	14	2.95
003	Northside HS	1,159	247	*	*	*	*	*	*	*	*	*	*	*	*	*	*	*	*	227	19.59
024	Scarborough HS	750	263	*	*	*	*	*	*	*	*	*	*	*	*	*	*	*	*	188	25.07
023	Sharpstown HS	1,854	537	*	*	*	*	*	*	*	*	*	*	*	*	*	*	*	*	426	22.98
081	Sharpstown Intl	1,279	76	*	*	*	*	*	*	*	*	*	*	*	*	*	*	*	*	36	2.81
486	South EC HS	390	24	*	*	*	*	*	*	*	*	*	*	*	*	*	*	*	*	12	3.08
014	Sterling HS	1,420	340	*	*	*	*	*	*	*	*	*	*	*	*	*	*	*	*	192	13.52
100	TCAH	8,967	*	*	*	*	*	*	*	*	*	*	*	*	*	*	*	*	*	*	*
015	Waltrip HS	1,594	627	*	*	*	*	*	*	*	*	*	*	*	*	*	*	*	*	532	33.38
016	Washington HS	877	453	*	*	*	*	*	*	*	*	*	*	*	*	*	*	*	*	324	36.94
017	Westbury HS	2,243	1,985	*	*	*	*	*	*	*	*	*	*	*	*	*	*	*	*	1,851	82.52
036	Westside HS	2,873	882	*	*	*	*	*	*	*	*	*	*	*	*	*	*	*	*	664	23.11
009	Wisdom HS	2,260	928	*	*	*	*	*	*	*	*	*	*	*	*	*	*	*	*	696	30.80
019	Worthing HS	826	521	6	0.73	*	*	*	*	*	*	*	*	*	*	*	*	*	*	308	37.29
020	Yates HS	847	725	*	*	*	*	*	*	*	*	*	*	*	*	*	*	*	*	494	58.32
463	YWCPA	400	7	*	*	*	*	*	*	*	*	*	*	*	*	*	*	*	*	5	1.25
	Total	**60,168**	**16,269**	*	*	*	*	*	*	*	*	*	*	*	*	*	*	*	*	**12,584**	**20.91**

High Schools Office

School Number	School Name	Enrollment	Total Incidents	22 - Criminal Mischief		23 - Emergency Placement/ Expulsion		26 - Terroristic Threat		27 - Assault Against Employee/ Volunteer		28 - Assault Against Non-Employee/Non-Volunteer		29 - Aggravated Assault Against Employee/ Volunteer		30 - Aggravated Assault Against Non-Employee/Non-Volunteer		31 - Sexual Assault Against Employee/ Volunteer		32 - Sexual Assault Against Non-Employee/Non-Volunteer	
				N	N/S	N	N/S	N	N/S	N	N/S	N	N/S	N	N/S	N	N/S	N	N/S	N	N/S
001	Austin HS	1,436	851	*	*	*	*	*	*	*	*	*	*	*	*	*	*	*	*	*	*
002	Bellaire HS	3,160	745	*	*	*	*	*	*	*	*	26	0.82	*	*	*	*	*	*	*	*
322	Carnegie HS	841	24	*	*	*	*	*	*	*	*	*	*	*	*	*	*	*	*	*	*
323	Challenge EC HS	454	*	*	*	*	*	*	*	*	*	*	*	*	*	*	*	*	*	*	*
027	Chavez HS	2,257	1,007	*	*	*	*	*	*	*	*	*	*	*	*	*	*	*	*	*	*
013	Community Services	90	*	*	*	*	*	*	*	*	*	*	*	*	*	*	*	*	*	*	*
026	DeBakey HS	916	*	*	*	*	*	*	*	*	*	*	*	*	*	*	*	*	*	*	*
345	East EC HS	452	21	*	*	*	*	*	*	*	*	*	*	*	*	*	*	*	*	*	*
301	Eastwood Acad HS	390	*	*	*	*	*	*	*	*	*	*	*	*	*	*	*	*	*	*	*
350	Energized ECC	163	*	*	*	*	*	*	*	*	*	*	*	*	*	*	*	*	*	*	*
364	Energized ES	1,035	*	*	*	*	*	*	*	*	*	*	*	*	*	*	*	*	*	*	*
321	Energized for STEM Academy HS	583	29	*	*	*	*	*	*	*	*	*	*	*	*	*	*	*	*	*	*
390	Energized for STEM Academy MS	355	8	*	*	*	*	*	*	*	*	*	*	*	*	*	*	*	*	*	*
342	Energized MS	585	48	*	*	*	*	*	*	*	*	*	*	*	*	*	*	*	*	*	*
468	Energy Inst HS	676	52	*	*	*	*	*	*	*	*	*	*	*	*	*	*	*	*	*	*
004	Furr HS	1,154	612	*	*	*	*	*	*	*	*	39	3.38	*	*	*	*	*	*	*	*
348	HAIS HS	461	8	*	*	*	*	*	*	*	*	*	*	*	*	*	*	*	*	*	*
351	Harper DAEP	54	8	*	*	*	*	*	*	*	*	*	*	*	*	*	*	*	*	*	*
012	Heights HS	2,471	592	*	*	*	*	*	*	*	*	*	*	*	*	*	*	*	*	*	*
310	Houston MSTC HS	2,769	1,525	*	*	*	*	*	*	*	*	*	*	*	*	*	*	*	*	*	*
034	HSLJ	436	19	*	*	*	*	*	*	*	*	*	*	*	*	*	*	*	*	*	*
320	JJAEP	11	*	*	*	*	*	*	*	*	*	*	*	*	*	*	*	*	*	*	*
006	Jones HS	320	65	*	*	*	*	*	*	*	*	*	*	*	*	*	*	*	*	*	*
007	Kashmere HS	725	539	*	*	*	*	*	*	*	*	*	*	*	*	*	*	*	*	*	*
025	Kinder HSPVA	786	7	*	*	*	*	*	*	*	*	*	*	*	*	*	*	*	*	*	*
008	Lamar HS	3,114	439	*	*	*	*	*	*	*	*	*	*	*	*	*	*	*	*	*	*
340	Las Americas MS	230	22	*	*	*	*	*	*	*	*	*	*	*	*	*	*	*	*	*	*
458	Leland YMCPA	311	91	*	*	*	*	*	*	*	*	*	*	*	*	*	*	*	*	*	*
324	Liberty HS	351	9	*	*	*	*	*	*	*	*	*	*	*	*	*	*	*	*	*	*
059	Long Acad	818	331	*	*	*	*	*	*	*	*	*	*	*	*	*	*	*	*	*	*
010	Madison HS	1,924	518	*	*	*	*	*	*	*	*	*	*	*	*	*	*	*	*	*	*
485	Middle College HS - Fraga	132	5	*	*	*	*	*	*	*	*	*	*	*	*	*	*	*	*	*	*
484	Middle College HS - Gulfton	123	9	*	*	*	*	*	*	*	*	*	*	*	*	*	*	*	*	*	*
011	Milby HS	2,102	1,041	*	*	*	*	*	*	*	*	*	*	*	*	*	*	*	*	*	*
311	Mount Carmel Acad HS	269	*	*	*	*	*	*	*	*	*	*	*	*	*	*	*	*	*	*	*
308	North Houston EC HS	475	24	*	*	*	*	*	*	*	*	*	*	*	*	*	*	*	*	*	*
003	Northside HS	1,159	247	*	*	*	*	*	*	*	*	*	*	*	*	*	*	*	*	*	*
024	Scarborough HS	750	263	*	*	*	*	*	*	*	*	6	0.80	*	*	*	*	*	*	*	*
023	Sharpstown HS	1,854	537	*	*	*	*	*	*	*	*	18	0.97	*	*	*	*	*	*	*	*
081	Sharpstown Intl	1,279	76	*	*	*	*	*	*	*	*	*	*	*	*	*	*	*	*	*	*
486	South EC HS	390	24	*	*	*	*	*	*	*	*	*	*	*	*	*	*	*	*	*	*
014	Sterling HS	1,420	340	*	*	*	*	*	*	*	*	12	0.85	*	*	*	*	*	*	*	*
100	TCAH	8,967	*	*	*	*	*	*	*	*	*	*	*	*	*	*	*	*	*	*	*
015	Waltrip HS	1,594	627	*	*	*	*	*	*	*	*	*	*	*	*	*	*	*	*	*	*
016	Washington HS	877	453	*	*	*	*	*	*	*	*	*	*	*	*	*	*	*	*	*	*
017	Westbury HS	2,243	1,985	*	*	*	*	*	*	*	*	*	*	*	*	*	*	*	*	*	*
036	Westside HS	2,873	882	*	*	*	*	*	*	*	*	*	*	*	*	*	*	*	*	*	*
009	Wisdom HS	2,260	928	*	*	*	*	*	*	*	*	*	*	*	*	*	*	*	*	*	*
019	Worthing HS	826	521	*	*	*	*	*	*	*	*	14	1.69	*	*	*	*	*	*	*	*
020	Yates HS	847	725	*	*	*	*	9	1.06	*	*	26	3.07	*	*	*	*	*	*	*	*
463	YWCPA	400	7	*	*	*	*	*	*	*	*	*	*	*	*	*	*	*	*	*	*
	Total	**60,168**	**16,269**	*	*	*	*	*	*	*	*	*	*	*	*	*	*	*	*	*	*

High Schools Office

School Number	School Name	Enrollment	Total Incidents	35 - False Alarm/False Report		36 - Felony Controlled Substance Violation		41 - Fighting/Mutual Combat		46 - Aggravated Robbery		47 - Manslaughter		48 - Criminally Negligent Homicide		49 - Engages in Deadly Conduct		55 - Sex Offender Under Court Supervision		56 - Sex Offender Not Under Court Supervision	
				N	N/S	N	N/S	N	N/S	N	N/S	N	N/S	N	N/S	N	N/S	N	N/S	N	N/S
001	Austin HS	1,436	851	*	*	*	*	73	5.08	*	*	*	*	*	*	*	*	*	*	*	*
002	Bellaire HS	3,160	745	*	*	*	*	90	2.85	*	*	*	*	*	*	*	*	*	*	*	*
322	Carnegie HS	841	24	*	*	*	*	9	1.07	*	*	*	*	*	*	*	*	*	*	*	*
323	Challenge EC HS	454	*	*	*	*	*	*	*	*	*	*	*	*	*	*	*	*	*	*	*
027	Chavez HS	2,257	1,007	*	*	*	*	87	3.85	*	*	*	*	*	*	*	*	*	*	*	*
013	Community Services	90	*	*	*	*	*	*	*	*	*	*	*	*	*	*	*	*	*	*	*
026	DeBakey HS	916	*	*	*	*	*	*	*	*	*	*	*	*	*	*	*	*	*	*	*
345	East EC HS	452	21	*	*	*	*	*	*	*	*	*	*	*	*	*	*	*	*	*	*
301	Eastwood Acad HS	390	*	*	*	*	*	*	*	*	*	*	*	*	*	*	*	*	*	*	*
350	Energized ECC	163	*	*	*	*	*	*	*	*	*	*	*	*	*	*	*	*	*	*	*
364	Energized ES	1,035	*	*	*	*	*	*	*	*	*	*	*	*	*	*	*	*	*	*	*
321	Energized for STEM Academy HS	583	29	*	*	*	*	13	2.23	*	*	*	*	*	*	*	*	*	*	*	*
390	Energized for STEM Academy MS	355	8	*	*	*	*	*	*	*	*	*	*	*	*	*	*	*	*	*	*
342	Energized MS	585	48	*	*	*	*	*	*	*	*	*	*	*	*	*	*	*	*	*	*
468	Energy Inst HS	676	52	*	*	*	*	*	*	*	*	*	*	*	*	*	*	*	*	*	*
004	Furr HS	1,154	612	*	*	*	*	85	7.37	*	*	*	*	*	*	*	*	*	*	*	*
348	HAIS HS	461	8	*	*	*	*	*	*	*	*	*	*	*	*	*	*	*	*	*	*
351	Harper DAEP	54	8	*	*	*	*	*	*	*	*	*	*	*	*	*	*	*	*	*	*
012	Heights HS	2,471	592	*	*	*	*	*	*	*	*	*	*	*	*	*	*	*	*	*	*
310	Houston MSTC HS	2,769	1,525	*	*	*	*	176	6.36	*	*	*	*	*	*	*	*	*	*	*	*
034	HSLJ	436	19	*	*	*	*	*	*	*	*	*	*	*	*	*	*	*	*	*	*
320	JJAEP	11	*	*	*	*	*	*	*	*	*	*	*	*	*	*	*	*	*	*	*
006	Jones HS	320	65	*	*	*	*	17	5.31	*	*	*	*	*	*	*	*	*	*	*	*
007	Kashmere HS	725	539	*	*	*	*	150	20.69	*	*	*	*	*	*	*	*	*	*	*	*
025	Kinder HSPVA	786	7	*	*	*	*	*	*	*	*	*	*	*	*	*	*	*	*	*	*
008	Lamar HS	3,114	439	*	*	*	*	97	3.11	*	*	*	*	*	*	*	*	*	*	*	*
340	Las Americas MS	230	22	*	*	*	*	8	3.48	*	*	*	*	*	*	*	*	*	*	*	*
458	Leland YMCPA	311	91	*	*	*	*	29	9.32	*	*	*	*	*	*	*	*	*	*	*	*
324	Liberty HS	351	9	*	*	*	*	*	*	*	*	*	*	*	*	*	*	*	*	*	*
059	Long Acad	818	331	*	*	*	*	65	7.95	*	*	*	*	*	*	*	*	*	*	*	*
010	Madison HS	1,924	518	*	*	*	*	117	6.08	*	*	*	*	*	*	*	*	*	*	*	*
485	Middle College HS - Fraga	132	5	*	*	*	*	*	*	*	*	*	*	*	*	*	*	*	*	*	*
484	Middle College HS - Gulfton	123	9	*	*	*	*	*	*	*	*	*	*	*	*	*	*	*	*	*	*
011	Milby HS	2,102	1,041	*	*	*	*	84	4.00	*	*	*	*	*	*	*	*	*	*	*	*
311	Mount Carmel Acad HS	269	*	*	*	*	*	*	*	*	*	*	*	*	*	*	*	*	*	*	*
308	North Houston EC HS	475	24	*	*	*	*	*	*	*	*	*	*	*	*	*	*	*	*	*	*
003	Northside HS	1,159	247	*	*	*	*	11	0.95	*	*	*	*	*	*	*	*	*	*	*	*
024	Scarborough HS	750	263	*	*	*	*	28	3.73	*	*	*	*	*	*	*	*	*	*	*	*
023	Sharpstown HS	1,854	537	*	*	*	*	68	3.67	*	*	*	*	*	*	*	*	*	*	*	*
081	Sharpstown Intl	1,279	76	*	*	*	*	7	0.55	*	*	*	*	*	*	*	*	*	*	*	*
486	South EC HS	390	24	*	*	*	*	5	1.28	*	*	*	*	*	*	*	*	*	*	*	*
014	Sterling HS	1,420	340	*	*	*	*	110	7.75	*	*	*	*	*	*	*	*	*	*	*	*
100	TCAH	8,967	*	*	*	*	*	*	*	*	*	*	*	*	*	*	*	*	*	*	*
015	Waltrip HS	1,594	627	*	*	*	*	69	4.33	*	*	*	*	*	*	*	*	*	*	*	*
016	Washington HS	877	453	*	*	*	*	123	14.03	*	*	*	*	*	*	*	*	*	*	*	*
017	Westbury HS	2,243	1,985	*	*	*	*	88	3.92	*	*	*	*	*	*	*	*	*	*	*	*
036	Westside HS	2,873	882	*	*	*	*	164	5.71	*	*	*	*	*	*	*	*	*	*	*	*
009	Wisdom HS	2,260	928	*	*	*	*	214	9.47	*	*	*	*	*	*	*	*	*	*	*	*
019	Worthing HS	826	521	*	*	*	*	154	18.64	*	*	*	*	*	*	*	*	*	*	*	*
020	Yates HS	847	725	*	*	*	*	117	13.81	*	*	*	*	*	*	*	*	*	*	*	*
463	YWCPA	400	7	*	*	*	*	*	*	*	*	*	*	*	*	*	*	*	*	*	*
	Total	**60,168**	**16,269**	*	*	*	*	**2,269**	**3.77**	*	*	*	*	*	*	*	*	*	*	*	*

High Schools Office

School Number	School Name	Enrollment	Total Incidents	57 - Continuous Sexual Abuse of a Young Child/Children		58 - Breach of Computer Security		59 - Serious Misbehavior DAEP		60 - Harassment		61 - Bullying	
				N	N/S	N	N/S	N	N/S	N	N/S	N	N/S
001	Austin HS	1,436	851	*	*	*	*	*	*	*	*	*	*
002	Bellaire HS	3,160	745	*	*	*	*	*	*	*	*	*	*
322	Carnegie HS	841	24	*	*	*	*	*	*	*	*	*	*
323	Challenge EC HS	454	*	*	*	*	*	*	*	*	*	*	*
027	Chavez HS	2,257	1,007	*	*	*	*	*	*	*	*	*	*
013	Community Services	90	*	*	*	*	*	*	*	*	*	*	*
026	DeBakey HS	916	*	*	*	*	*	*	*	*	*	*	*
345	East EC HS	452	21	*	*	*	*	*	*	*	*	*	*
301	Eastwood Acad HS	390	*	*	*	*	*	*	*	*	*	*	*
350	Energized ECC	163	*	*	*	*	*	*	*	*	*	*	*
364	Energized ES	1,035	*	*	*	*	*	*	*	*	*	*	*
321	Energized for STEM Academy HS	583	29	*	*	*	*	*	*	*	*	*	*
390	Energized for STEM Academy MS	355	8	*	*	*	*	*	*	*	*	*	*
342	Energized MS	585	48	*	*	*	*	*	*	*	*	*	*
468	Energy Inst HS	676	52	*	*	*	*	*	*	*	*	*	*
004	Furr HS	1,154	612	*	*	*	*	*	*	*	*	*	*
348	HAIS HS	461	8	*	*	*	*	*	*	*	*	*	*
351	Harper DAEP	54	8	*	*	*	*	*	*	*	*	*	*
012	Heights HS	2,471	592	*	*	*	*	*	*	*	*	*	*
310	Houston MSTC HS	2,769	1,525	*	*	*	*	*	*	*	*	*	*
034	HSLJ	436	19	*	*	*	*	*	*	*	*	*	*
320	JJAEP	11	*	*	*	*	*	*	*	*	*	*	*
006	Jones HS	320	65	*	*	*	*	*	*	*	*	*	*
007	Kashmere HS	725	539	*	*	*	*	*	*	*	*	*	*
025	Kinder HSPVA	786	7	*	*	*	*	*	*	*	*	*	*
008	Lamar HS	3,114	439	*	*	*	*	*	*	*	*	*	*
340	Las Americas MS	230	22	*	*	*	*	*	*	*	*	*	*
458	Leland YMCPA	311	91	*	*	*	*	*	*	*	*	*	*
324	Liberty HS	351	9	*	*	*	*	*	*	*	*	*	*
059	Long Acad	818	331	*	*	*	*	*	*	*	*	*	*
010	Madison HS	1,924	518	*	*	*	*	*	*	*	*	*	*
485	Middle College HS - Fraga	132	5	*	*	*	*	*	*	*	*	*	*
484	Middle College HS - Gulfton	123	9	*	*	*	*	*	*	*	*	*	*
011	Milby HS	2,102	1,041	*	*	*	*	*	*	*	*	*	*
311	Mount Carmel Acad HS	269	*	*	*	*	*	*	*	*	*	*	*
308	North Houston EC HS	475	24	*	*	*	*	*	*	*	*	*	*
003	Northside HS	1,159	247	*	*	*	*	*	*	*	*	*	*
024	Scarborough HS	750	263	*	*	*	*	*	*	*	*	*	*
023	Sharpstown HS	1,854	537	*	*	*	*	*	*	*	*	*	*
081	Sharpstown Intl	1,279	76	*	*	*	*	*	*	*	*	*	*
486	South EC HS	390	24	*	*	*	*	*	*	*	*	*	*
014	Sterling HS	1,420	340	*	*	*	*	*	*	*	*	*	*
100	TCAH	8,967	*	*	*	*	*	*	*	*	*	*	*
015	Waltrip HS	1,594	627	*	*	*	*	*	*	*	*	*	*
016	Washington HS	877	453	*	*	*	*	*	*	*	*	*	*
017	Westbury HS	2,243	1,985	*	*	*	*	*	*	*	*	*	*
036	Westside HS	2,873	882	*	*	*	*	*	*	*	*	*	*
009	Wisdom HS	2,260	928	*	*	*	*	*	*	*	*	*	*
019	Worthing HS	826	521	*	*	*	*	*	*	*	*	*	*
020	Yates HS	847	725	*	*	*	*	*	*	*	*	*	*
463	YWCPA	400	7	*	*	*	*	*	*	*	*	*	*
	Total	**60,168**	**16,269**	*	*	*	*	*	*	*	*	*	*

Sources: PEIMS Summer Resubmission, 2022–2023; PEIMS Fall Snapshot, 2022–2023; Campus Information List, 8/9/23

Notes: N denotes the number of incidents. N/S denotes the number of incidents per 100 students. Results are masked if counts are less than 5 or if rates are less than 0.5.