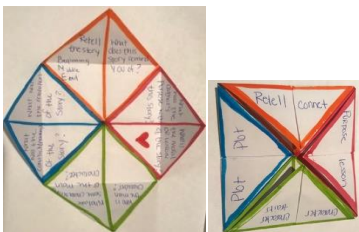


ELA/Social Studies Choice Board

Activity 1: Comprehension Cootie Catcher




Activity 2: Noun Hunting

Look around your house, it's filled with nouns (person, place, things and animals). Pick 5 nouns and create a sentence for each.



Activity 3: Comic Strip Plot Retell



Activity 4: Journal

Write a letter to an alien, replacing one word in each sentence with a strange spelling, like aliens might use. Be sure that anyone could still understand your letter, even with the strange spelling.

Example:

Hello Mr. Alien, 🛸 how did you get hêrê?

Activity 5: Quiz about ME!

Create a quiz about yourself! Give it to your mom, dad, teacher, sibling or best friend to see how well they know you.

Quiz must have at least 10 multiple choice questions.

Activity 6: Informational Text Structure

Choose a non-fiction book (informational text) and identify the text structure. Create a graphic organizer to represent your text structure. Fill in at least 1 example from the text.

Remember text structure is the way the author organizes the text.

- Cause and Effect
- Chronological/sequence
- Compare and contrast
- Description
- Problem and solution

Activity 7: Book Club

Choose a book and discuss it with a friend. Screenshot your conversation and send it to me.



Activity 8: Read and Record

Pick a good book. Find a phone/computer or tablet to record yourself either audio only or video as well. Read and record yourself while you read.



Activity 9: Accordion Vocabulary

Students will use the vocabulary list in the instructions part to create a vocabulary accordion.



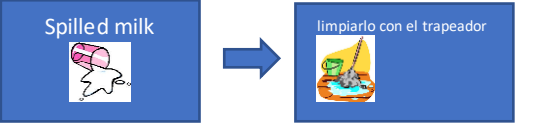
Project: Insta Book

You are to pick one of your favorite books either fiction or non-fiction and create an Instagram page for your book. There needs to be a minimum of at least six (6) pictures on the Instagram account for your book giving me details about your story.

- What kind of pictures would you see on this book's profile?
- Who would be the most pictured person in the account (main character)?
- What other people would be pictured as well (other characters)?
- What would the captions say they are doing in the pictures (character interactions)?

*** This will be taken as a grade. Student are to submit a picture to me through Class Dojo or text message.

Instructions

<p>Activity 1: Materials: sheet of paper, scissors, colors, fiction book Instructions: Students will use a sheet of paper to create a cootie catcher with comprehension questions to answer after they are done reading a fiction story. Take a video of you answering one of your cootie catcher questions. Send it to me through text or class dojo.</p>	<p>Activity 2: Materials: Sheet of paper, pencil. Instructions: Students will find five nouns around their home. Nouns can really be anything person, place, thing, and animal. They will use those five nouns to write individual sentences. The end result should yield five different sentences with each noun underlined. Example: The <u>table</u> at my house has many purposes, it is used for eating, studying and playing board games.</p>	<p>Activity 3: Materials: Sheet of paper, pencil, colors, scissors, fiction book Instructions: Students are to create a comic strip of a fiction story they read. The comic strip will tell the plot of the story in pictures. Plot includes: Introduction- characters, setting Rising action- the problem begins Climax- part with the most action. Falling action- the problem begins to get resolved. Resolution- what was the solution of the problem. Each part in your comic strip must represent one part of the plot, therefore you will have five (5) sections. When done you can take a picture and send it to me either through class dojo or text message.</p>
<p>Activity 4: Materials: Paper, Pencil Instructions: Students will write a letter to an alien. You can ask or tell your alien pal anything you would like, be creative. Requirements: - One word from each sentence will have a strange spelling. (Look at my example) -Student must write at least half a page. *** This will be taken as grade. Upload/text a picture to Class Dojo or myself.</p>	<p>Activity 5: Materials: Paper, pencil Instructions: you are going to create a quiz about yourself and the things you like or dislike. You can make your questions as hard or as easy as you would like. Then go quiz someone on their knowledge of you! Example: 1. What is my favorite color? a) Green b) Blue c) Purple d) Orange</p>	<p>Activity 6: Materials: paper, pencil, informational text Instructions: Students will read an informational text and find the text structure (the way the author organized the text) they will then create a graphic organizer to represent the text structure and fill in at least one example of the author text structure. Example: Problem Solution *** This will be taken as grade. Upload/text a picture to Class Dojo or myself.</p> 
<p>Activity 7: Materials: phone, book, parent permission to text friend. Instructions: student is to read a book. Once they have finished text your friend and tell them about your book with great detail. Screenshot your conversation and send it to me for Dojo Points!</p>	<p>Activity 8: Materials: phone/table/computer and a book. Instructions: while you read record yourself. Submit the video/ recording to class dojo/text message.</p>	<p>Activity 9: Materials: Paper, pencil, colors Instructions: take the piece of paper and fold it accordion style to make five equal parts. Put the vocabulary word at the top of the section. (look at example) Find a synonym, antonyms, write a sentence using the word and draw a picture to represent the word. Upload/text a picture to Class Dojo or myself. Vocabulary List:</p> <ul style="list-style-type: none"> • Ancient • Carnivore • Professional • Sympathize • competition