

ELA/Social Studies Choice Board Week of May 11-15

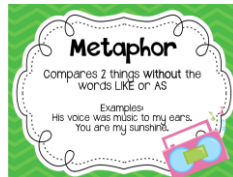
Activity 1: Book, Head, Heart

You will use the strategy Book, Head, Heart with a fiction text. Choose your own fiction text and fill out the graphic organizer.

In the BOOK	In my HEAD	In my HEART
1. How does it start?	1. How does it start?	1. How does it start?
2. How does it end?	2. How does it end?	2. How does it end?
3. How does it feel?	3. How does it feel?	3. How does it feel?
4. How does it feel?	4. How does it feel?	4. How does it feel?
5. How does it feel?	5. How does it feel?	5. How does it feel?

Activity 2: Metaphors

Metaphors are a type of figurative language that compares 2 things **without LIKE or AS**. Write 5 metaphors and draw a picture to represent each one.



Activity 3: Early 1900's

Read the articles, ***From Boom to Bust*** and ***It All Came Crashing Down*** once done, complete the graphic organizer to define the Dust Bowl.

Word	Picture
Definition in my own words	Sentence using the word

Activity 4: Journal

If you could spend an hour alone with anyone in the world, living or dead, who would it be? Why? What would you do?



Activity 5: About ME!

Draw a picture of your ideal bedroom. Label all the parts of it. On a separate sheet of paper, explain why you included each part.



Activity 6: Theme

Today you will use clues and text evidence to find the theme in the story titled *Kitoto the Mighty*.



Activity 7: SWBST Summary

Complete the graphic organizer for SWBST summary below based on the text *Kitoto the Mighty*.

Story Summary	
Summary:	
What:	
How:	
Why:	
Then:	
Summary:	


Activity 8: Read and Record

Pick a good book. Find a phone/computer or tablet to record yourself either audio only or video as well. Read and record yourself while you read.



Activity 9: Making Connections



You will make connections across texts. Use ***A Pair of Tricksters*** and ***Kitoto the Mighty*** to answer the questions on the graphic organizer provided below.






Project: Quarantine Journal

You will create a journal about this historic time period (quarantine for Covid-19). I want you to record your thoughts and feelings as well as the things you did or things people around you for a week. One entry per day, one paragraph per entry (4-5 sentences) You can even add drawings to represent your feelings. (Drawings do not substitute writing). Each entry must have the date and time on the top of the page. Have fun doing this it's history in the making!

Instructions

<p>Activity 1: Materials: sheet of paper, fiction book, pencil Instructions: Student will read a fiction text when they are done, they will fill out the graphic organizer provided with the answers to the questions on the graphic organizer. The graphic organizer is attached to the choice board (scroll down).</p>	<p>Activity 2: Materials: Sheet of paper, pencil. Instructions: The student will write 5 metaphors and a picture to represent the literal meaning of the metaphor. Example: You are my sunshine.</p> 	<p>Activity 3: Materials: Sheet of paper, pencil, Instructions: The student will read the articles <i>From Boom to Bust</i> and <i>It All Came Crashing Down</i>. Once done they will complete the graphic organizer to show their understanding of the Dust bowl. *** This will be taken as grade. Upload a picture to Google Classroom.</p>
<p>Activity 4: Materials: Paper, Pencil, Instructions: If you could spend an hour alone with anyone in the world, living or dead, who would it be? Why? What would you do? Requirements: -Student must write at least half a page. -Use complete sentences</p>	<p>Activity 5: Materials: Paper, pencil Instructions: You will draft a picture of their ideal (perfect) bedroom. All areas will need to be labeled. On a separate sheet of paper, explain why you included each part.</p>	<p>Activity 6: Materials: paper, pencil, Stories: <i>Kitoto the Mighty</i> Instructions: Students will read <i>Kitoto the Mighty</i> (You can find this in Google Classroom under activity 6) Once your done reading you will answer the following questions. Remember: The theme is the main message, lesson, or moral of the text Ask yourself What is the author trying to teach me? Questions:</p> <ol style="list-style-type: none"> 1. What happens to the characters? 2. How do the characters react? 3. What do the characters learn? 4. How do the characters grow or change? 5. What is the author's message or lesson to be learned from this story?
<p>Activity 7: Materials: Pencil, paper, graphic organizer (Google Classroom under activity 7) Instructions: Students will complete a summary of the story <i>Kitoto the Mighty</i> using the SWBST strategy and graphic organizer. *** This will be taken as grade. Upload a picture to Google Classroom.</p>	<p>Activity 8: Materials: phone/table/computer and a book. Instructions: while you read record yourself. Submit the video/ recording to class dojo/text message.</p>	<p>Activity 9: Materials: paper, pencil, Stories: <i>Kitoto the Mighty</i> Instructions: Students will read the selections titled <i>Kitoto the Mighty and Ten Suns</i> (Link in google classroom under activity 6) Once they are done reading, they will answer the questions on the chart attached. (Scroll down to see graphic organizer)</p> 

Activity 1 Graphic Organizer

In the BOOK  https://pixabay.com/images/id-3457909/	In my HEAD  https://pixabay.com/images/id-2040661/	In my HEART  https://pixabay.com/images/id-991680/
<ol style="list-style-type: none"> 1. This book is about... 2. _____ is telling the story. 3. The author wants me to know... 	<ol style="list-style-type: none"> 1. I noticed.... 2. I was surprised when... 3. This reminds me of... 	<ol style="list-style-type: none"> 1. Something that changed in my heart was... 2. This book can help me be better by... 3. My heart lesson is...

Activity 9 Graphic Organizer

Making Connections	
Story 1: Kitoto the Mighty	Story 2: Ten Suns
<ul style="list-style-type: none">What is the genre of the text? <i>The genre of the text is...</i>	<ul style="list-style-type: none">What is the genre of the text? <i>The genre of the text is...</i>
<ul style="list-style-type: none">What is the conflict of the text? <i>The conflict of the text is...</i>	<ul style="list-style-type: none">What is the conflict of the text? <i>The conflict of the text is...</i>
<ul style="list-style-type: none">What is the theme of the text? <i>The theme of the text is...</i>	<ul style="list-style-type: none">What is the theme of the text? <i>The theme of the text is...</i>
<ul style="list-style-type: none">How did the character change? <i>The character changed...</i>	<ul style="list-style-type: none">How did the character change? <i>The character changed...</i>
<p><i>These two texts are alike because they both...</i></p> <p><i>These texts are different because they both...</i></p>	