


Guardian's Guide to Onboarding on SchoolLinks

When you join SchoolLinks as a guardian, you will be creating a member account. Members are anyone on SchoolLinks that is not a student or staff member. A member can hold different roles on SchoolLinks. For example, a guardian can also be an industry partner.

Create a SchoolLinks Account



Claimed accounts

You will be directed to the sign up page with a pre-generated claim code. Select your relationship to your student before adding them.

Claim code

fdsfsdfsdfs


Relationship


Select

Add

X

Once you have added your student(s), use an email or a Google/LinkedIn account to sign up. Enter remaining details to create your account.

 Sign up with Google

 Sign up with LinkedIn

Sign up with email

1


2

3

4

- Click on the link shared with you by your student or student's school.
- Your student can find your link in their Account Settings under "Your Guardians."


You will see your student added and can adjust the relationship if need be before proceeding. If you have multiple students, you need separate links to claim them.

 Brooklyn Simmons

Relationship


Mother

X



Synced Accounts

Enter your email address to claim your account.



Claim your account

Enter your email address to claim your account

You can claim an account if your district has already set up an account for you.

Email


Cancel

Claim account

Select, "Claim account" from the log in page (app.schoollinks.com)

Claim account

For student, staff or guardians



Welcome to SchoolLinks

Students & Staff

Guardians & Members

Email

Password

Log in

Log in with Clever

Log in with ClassLink

Log in with Google

Forgot password

Claim account

For student, staff or guardians


Sign up as a guardian

Student claim code required

Sign up as a member

or not part of a SchoolLinks district

Follow the link sent to your email.



You are almost there!

Email sent

Follow the link in the email sent to officially claim your account.


1

2


3

4

Set your SchoolLinks password to log in to your account.




Creating your SchoolLinks account



GMAIL ACCOUNT?


If the account created for you uses a Gmail or Google email address, then you do not need to go through the claim process to set a password. You can login to SchoolLinks through the "Login with Google" button.

Getting started with your account



Add affiliations

Add affiliations and educational history to complete your guardian/member account. Adding affiliations will unlock additional features in your SchoolLinks account.




Add your education and employment

Add affiliations to explore events, post internships, scholarships, & share content with students.

+ Add education

+ Add employment



Become a mentor

Once you have added affiliations, share your expert knowledge with students. Students can submit questions about colleges, employers, or career paths. You can view and answer applicable questions based on your experience.

Answer student questions

What is your favorite part of being a Sales Associate?

Answer

Why did you become a Sales Associate?

Answer

What is Best Buy's culture like?

Answer

How do you like working at Best Buy?

Answer


Why did you choose UT Austin?

Answer

How big are classes at UT Austin?


Answer

View all questions



Join school network


Join your alumni network by adding the high school you attended. By adding your alum info you can access your transcript, explore alumni events, and view classmates' updates.



Join your high school network

Add your alum info to access your transcript, explore alumni events & view classmates' updates.

+ Add alum info

 SchoolLinks

Page 1 of 2

The Guardians Map of the Dashboard

When you join SchoolLinks as a guardian, you will be creating a member account. Members are anyone on SchoolLinks that is not a student or staff member. A member can hold different roles on SchoolLinks. For example, a guardian can also be an industry partner.

New Guardian Dashboard

Get started with your guardian account

The screenshot shows the 'New Guardian Dashboard' interface. A green header bar contains the SchoolLinks logo, a 'MEMBER Home' button, and icons for search, email, notifications, help, and settings. A left sidebar lists navigation options: CONNECT, COLLEGES, CAREERS, FINANCES, and PROGRAMS. The main content area is titled 'Hi Sanaa!' and includes a video player with the title 'How is work at Around the Piano different for you during COVID-19?' by Leonor Roob. Below the video is another video titled 'Give us a tour of your company workspace' by Keaton Heathcote. A green callout bubble points to the video player with the text 'View new videos submitted by other members'. The dashboard features a 'Recommended' section with a task 'Review/update your contact information' and a green callout bubble pointing to it with the text 'View any tasks your students' district or your affiliations assign.'. Below this is a section for 'Answer student questions' with a 'Student questions' button. Further down are two boxes: 'Add your college or company' with '+ Add education' and '+ Add work experience' buttons, and 'Join your high school network' with a '+ Add alum info' button. A green callout bubble points to the 'Add your college or company' box with the text 'Add affiliations'. At the bottom right, there is a 'How to use this feature' button and a chat icon.

Connected Guardian/Member Dashboard

Access to a full range of features

The screenshot shows the 'Connected Guardian/Member Dashboard' interface. A green header bar contains the SchoolLinks logo, a 'MEMBER Home' button, a green callout bubble with the text 'You can view your student(s) or claim another student' pointing to the 'My students' tab, and icons for search, email, notifications, help, and settings. The left sidebar is the same as the previous dashboard. The main content area is titled 'Hi Adonis!' and features a video player with the title 'How is work at Around the Piano different for you during COVID-19?' by Leonor Roob. Below the video is another video titled 'Give us a tour of your company workspace' by Keaton Heathcote. A green callout bubble points to the video player with the text 'As a member you can access features for your affiliation(s)'. The dashboard features a 'G&J Pepsi' section with buttons for 'Find a high school event' and 'Answer student questions'. Below this are six buttons: 'Manage events', 'Manage scholarships', 'Manage opportunities', 'Review content', 'Manage members', and 'Edit organization'. A green callout bubble points to the 'Manage members' button with the text 'Become a mentor'. Below this is a section for 'Answer student questions' with a 'View all questions' button and a list of questions with 'Answer' buttons. Further down is a 'My affiliations' section with an 'Add' button and a list of affiliations, including 'Owner Abilene Christian University'. At the bottom right, there is a 'Join your high school network' button and a chat icon.