MEMORANDUM October 8, 2021

TO: Board Members

FROM: Millard L. House II
Superintendent of Schools

SUBJECT: **2021 TEXAS ENGLISH LANGUAGE PROFICIENCY ASSESSMENT SYSTEM (TELPAS) RESULTS**

CONTACT: Allison Matney, 713-556-6700

Attached is a copy of Texas English Language Proficiency Assessment System (TELPAS) Report for the 2020–2021 school year. All English Learner (EL) students enrolled in the Houston Independent School District in grades K–12 are assessed with the TELPAS in the spring of each year, in accordance with federal and state requirements. The report includes grade level and overall results at the district level, as well as campus-level summary tables.

Key findings include:

- A total of 48,788 EL students participated in TELPAS testing in 2020–2021.
- Districtwide, EL student proficiency on the TELPAS was lower than in the previous year (11 percent Advanced High versus 15 percent in 2019–2020) and remained lower than that of the state overall.
- Overall proficiency of EL students in the district improved in one language domain (listening), while scores declined in reading, writing, and speaking.
- The percentage of EL students showing improvement in English language proficiency in 2021 decreased from 2020, but district performance was ahead of that of the state (34 percent made progress versus 28 percent for the state), and the district was superior at all grade levels except one.

Administrative Response to 2021 TELPAS Results

All English Learners (ELs) are expected to grow at least one level annually in the areas of listening, speaking, reading, and writing, as measured through TELPAS. Data will be used to classify campuses into tiers to identify those that need extra support and guidance in developing action plans and activities to improve the percentage of ELs making one level of progress. Based on historical data, campuses will be assigned a consistent, yet differentiated support system to focus on EL instruction and progress throughout the year.

The prescribed support plan for campuses, based on data, will include the following:

- Principal appointed Language Proficiency Assessment Committee (LPAC) Administrator, who will attend three days of LPAC training (beginning, middle, and end-of-year, i.e., BOY/MOY/EOY) annually;
- Campus principal and/or LPAC Administrator presence and input during EL Focus Meetings as part of BOY/MOY/EOY;
- Principal appointed Sheltered Instruction Coach for campuses reporting ESL waivers and/or bilingual exceptions to ensure support for teachers serving ELs while seeking an English as a Second Language (ESL) certification;

- Opportunities for teachers on waivers to participate in a training which include preparation materials to prepare for the TeXes ESL Supplemental #154 state assessment;
- Development of EL instructional plan to be used as part of the school improvement plan;
- Access to a mock online reading TELPAS assessment using the On-Track formative assessment system to progress monitor English language proficiency of ELs;
- Multilingual Programs team will analyze EL data for district-wide assessments to share with campus administrators, so they know how to make strategic instructional decisions; and
- Structured supports and processes will also be put in place at secondary schools to accelerate the academic and language learning of newcomer, immigrant students and long-term English learners. These include targeted staff development, instructional resources to facilitate differentiation, and systems to monitor the progress of students. Particular attention will be placed on the English language development of newcomer students as they progress within a proficiency level. Multilingual, Special Education, Gifted and Talented, Curriculum and the Interventions Office will continue to collaborate to ensure the language needs of all ELs are met.

Should you have any further questions, please contact Allison Matney in Research and Accountability at 713-556-6700.

_____MLH

Attachment

cc: Superintendent's Direct Reports
Area Superintendents
Anna White
School Support Officers
Principals

HOUSTON INDEPENDENT SCHOOL DISTRICT

RESEARCH

Educational Program Report

TEXAS ENGLISH LANGUAGE PROFICIENCY ASSESSMENT SYSTEM

TELPAS REPORT

2020 – 2021

HISD | Research and Accountability

ANALYZING DATA, MEASURING PERFORMANCE.

2021 Board of Education

Patricia Allen, Ed.D.
President

Holly Maria Flynn Vilaseca
First Vice President

Judith Cruz
Second Vice President

Kathy Blueford-Daniels
Secretary

Daniella Hernandez
Assistant Secretary

Susan Deigaard
Myrna Guidry
Elizabeth Santos
Anne Sung

Millard L. House II
Superintendent of Schools

Allison Matney, Ed.D.
Executive Officer
Department of Research and Accountability

Kevin Briand, Ph.D.
Senior Research Specialist

B. Robert Reeves
Senior Research Manager

Houston Independent School District
Hattie Mae White Educational Support Center
4400 West 18th StreetHouston, Texas 77092-8501

www.HoustonISD.org

It is the policy of the Houston Independent School District not to discriminate on the basis of age, color, handicap or disability, ancestry, national origin, marital status, race, religion, sex, veteran status, political affiliation, sexual orientation, gender identity and/or gender expression in its educational or employment programs and activities.

Texas English Language Proficiency Assessment System (TELPAS) 2020–2021

Introduction

The No Child Left Behind (NCLB) Act of 2001 introduced the requirement that states assess the academic performance of all students annually, including the English Learner (EL) student group. An important provision of NCLB (and continued under ESSA, the Every Student Succeeds Act of 2015) was the requirement that states report data annually concerning the progress of EL students in acquiring English language proficiency. In response to this, the Texas Education Agency (TEA) developed the Texas English Language Proficiency Assessment System (TELPAS), which provides a comprehensive measure of English language proficiency.

Under TELPAS, EL students in kindergarten through twelfth grade are assessed in four language domains: listening, speaking, reading, and writing. The proficiency scores in each domain are used to calculate an overall composite score, which is simply the average of the domain scores.[1] The composite score, as well as each domain score, indicate where EL students are on a continuum of English language development. This continuum, based on the stages of language development for second language learners, is divided into four proficiency levels: Beginning, Intermediate, Advanced, and Advanced High (see **Appendix A**, pp. 13–14). All EL students in grades K–12, including those with parental waivers, are required to be assessed through TELPAS until they have been reclassified as non-EL (unless Admission, Review, & Dismissal (ARD) exempted because of Special Education status[2] or due to extenuating circumstances). Details on the design of the TELPAS can be found in **Appendix B** (pp. 15-16).

Use of TELPAS Scores

TELPAS scores are used for three main purposes. First, TELPAS listening, speaking, reading, and writing scores are used to help monitor student progress in learning English, and are among the criteria used to determine whether an EL student can exit from special language programs. Second, TELPAS proficiency levels and growth are used in a variety of federal and state accountability calculations. Third, student performance on the TELPAS reading assessment is one of the criteria that determine whether a student can be granted an exemption from statewide State of Texas Assessments of Academic Readiness End-of-Course (STAAR EOC) testing on the English I assessment. For specific information regarding exemption rules, refer to the Texas Administrative Code (TAC), Chapter 101, Subchapter AA.

TELPAS ratings are included in state accountability ratings under the “Closing the Gaps” domain. Specifically, the percentage of EL students who improved their English proficiency level from one year to the next (i.e., Yearly Progress, see below) is reported at both the campus and district level. TELPAS results are also used in Results Driven Accountability (RDA). RDA (formerly PBMAS) is a reporting system used in Texas to satisfy certain state and federal statutory requirements, and reports results at the district level only. Under a section that includes performance indicators for Bilingual Education/ESL students, TELPAS is used in the calculation of two indicators relating to English-language proficiency.

TELPAS Composite Ratings

TELPAS composite ratings indicate EL students’ overall level of English language proficiency (Appendix B, pp. 15-16). To receive a composite rating, a student must have a proficiency score in each of the four language domains unless exempted due to ARD decisions.[3] Composite scores range from 1.0 to 4.0 and are converted to composite ratings according to the protocol shown in **Table 1** (p. 2).

Table 1. Translation of TELPAS Composite Scores Into TELPAS Composite Ratings

TELPAS Composite Rating	Composite Score Conversion Rule
Advanced High	Composite score 3.5 or higher AND minimum proficiency level of Advanced in all domains
Advanced	Composite score 2.5 or higher AND minimum proficiency of Intermediate in all domains AND minimum proficiency of Advanced in at least half of domains assessed
Intermediate	Composite score 1.5 or higher AND minimum proficiency of Intermediate in at least half of domains assessed
Beginning	Any student whose composite score fails to meet the requirements for an Intermediate rating

TELPAS Administration

The four language domains in TELPAS are assessed via a combination of holistic teacher ratings and item-based standardized online tests, which all occur within the same testing window during the spring of each school year. For 2021, the testing window was February 22 to May 28, 2021. For grades K–1, all four language domains are assessed holistically. For grades 2–12, only writing is assessed holistically, with reading, listening, and speaking assessed via online tests.

Impact of COVID-19 on TELPAS Assessment

The COVID-19 pandemic has impacted the district's TELPAS administration for the past two school years. Firstly, in 2020 the district switched to remote learning only in the middle of the TELPAS testing window. As a result, the overall TELPAS participation rate went from 98 percent (2016 through 2019) to just 33 percent. Thus, any comparisons of 2021 results with those from 2020 are not advisable and should be made with caution. In addition, for the 2020–2021 school year, a substantial number of district student opted to learn remotely from home as the COVID outbreak continued. Since most TELPAS testing had to occur in-person in a supervised environment, this presented many logistical difficulties, and accordingly the testing window was extended to May 28 to offset this and allow more students to complete TELPAS testing. While participation did improve to 81 percent in 2021, this was still well below historical levels. This extended window also had the immediate effect of delaying the reporting of results until mid-July, whereas results are usually available by May. As a result of this, LPAC decisions on EL reclassification could not occur by the conclusion of the school year and in fact, campuses were instructed to complete this process within 60 days of the beginning of the 2021–2022 school year. It is unclear at this time what impact this delay will have on student placement decisions for the fall.

Participants

All students in grades K–12 who the district reports as English Learners (EL) are required to participate in TELPAS. A total of 46,788 EL students in the Houston Independent School District (HISD) took the TELPAS during the 2020–2021 school year, more than double the number tested in 2019–2020. **Table 2** (p. 3) provides basic demographic information for these students (only cases for whom information was available are included, thus counts may total less than 46,788).[4]

- Male TELPAS participants outnumbered females, 52% versus 48%. Ninety-one percent of TELPAS participants were Hispanic, and 92% were considered economically disadvantaged.

- Ninety-one percent of the students tested were served through either a bilingual or ESL program, while 8% had a parental waiver for exclusion from any specialized linguistic services.

- Thirty-six percent of TELPAS participants had been enrolled in U.S. schools for at least five years. First year students made up 16%.[5]

Table 2. Demographic Information for TELPAS Participants, 2021

Gender	N	%
Female	24,094	48
Male	25,694	52
Ethnicity		
American Indian	62	<1
Asian	1,678	3
African American	887	2
Hispanic	45,543	91
Pacific Islander/Hawaiian	6	<1
White	1,039	2
Two or more	37	<1
No Information	536	1
Economically Disadvantaged		
Yes	45,932	92
No	3,856	8

Language Program	N	%
Bilingual	24,202	49
ESL	20,838	42
Waived	4,179	8
No information provided	569	1
Years in US Schools*		
1st Year	6,937	16
2	8,301	19
3	7,256	16
4	5,902	13
5	5,389	12
6+	10,420	24

Source: Cognos TELPAS data file 7/20/21

** Applicable for grades 1-12 only*

Results

TELPAS Yearly Progress

One of the main goals of the district's programs for EL students is to ensure that they increase their English language proficiency over time. With TELPAS this is done by measuring the percentage of ELs who made at least one level of progress on the TELPAS from the prior testing year to the current testing year (Yearly Progress). The students included in this cohort analysis are those with TELPAS scores in both 2021 and 2020. In total, this cohort is comprised of 15,362 EL students, as presented in **Table 3**. Note that the number of students with scores in both years is low due to the low participation rate in 2020.

- Thirty-four percent of EL students in grades 1–12 gained at least one proficiency level between 2020 and 2021.
- The percentage of ELs making gains (34 percent) was lower than in the previous year (46 percent in 2020), and was also lower than the value observed in 2019 (38 percent).

Table 3. TELPAS Yearly Progress, 2020-2021: Number and Percent Gaining Proficiency Levels*

Grade Level	Cohort Size	Gained 1 Proficiency Level		Gained 2 Proficiency Levels		Gained 3 Proficiency Levels		Gained at Least 1 Proficiency Level		% Gained 2020	% Gained 2019
	N	N	%	N	%	N	%	N	%		
1	3,230	1,120	35	188	6	7	<1	1,315	41	53	55
2	2,999	1,092	36	127	4	4	<1	1,223	41	53	50
3	1,909	672	35	40	2	0	0	712	37	49	48
4	1,832	436	24	7	<1	0	0	443	24	35	30
5	1,813	697	38	23	1	0	0	720	40	52	45
6	932	207	22	5	1	0	0	212	23	37	20
7	492	110	22	0	0	0	0	110	22	45	28
8	428	101	24	0	0	0	0	101	24	47	25
9	412	72	17	3	1	0	0	75	18	25	19
10	676	176	26	2	<1	0	0	178	26	32	26
11	386	108	28	7	2	0	0	115	30	41	27
12	253	60	24	1	<1	0	0	61	24	34	29
Total	**15,362**	**4,851**	**32**	**403**	**3**	**11**	**<1**	**5,265**	**34**	**46**	**38**

Source: TELPAS data files 7/20/21, 8/14/20, & 5/23/19

Figure 1: EL student TELPAS yearly progress, 2011 through 2021

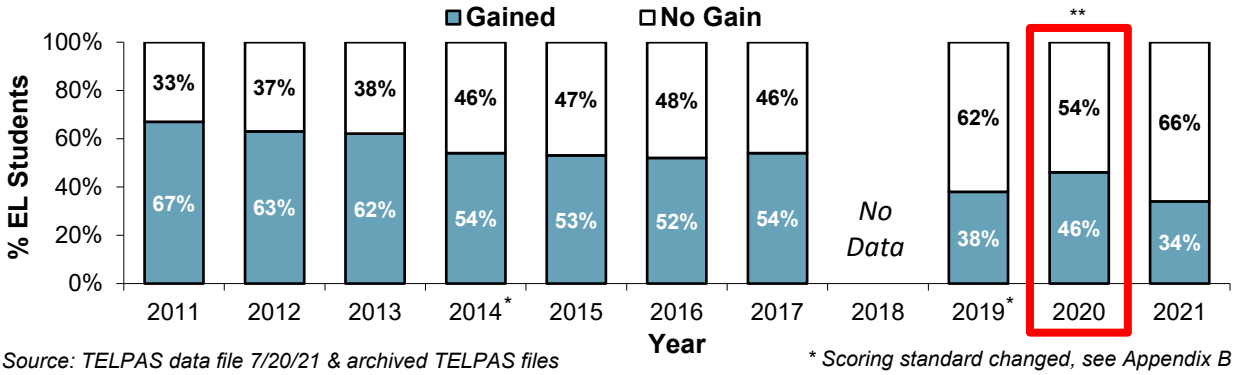

Source: TELPAS data file 7/20/21 & archived TELPAS files

** Scoring standard changed, see Appendix B*

*** Low TELPAS participation rate in 2020*

Figure 1 shows TELPAS yearly progress for 2011 through 2021. The percentage of EL students showing annual progress has varied over this time period, with a high of 67 percent in 2011. Note the declines in progress starting in 2014, and again in 2019; these can be attributed to more rigorous scoring standards (2014) and a series of changes to TELPAS in 2019 (Appendix B, pp. 15-16).

TELPAS Proficiency

The second indicator the district focuses on is the overall level of English proficiency for ELs. A cross-sectional examination of TELPAS performance data is presented in **Table 4**. The number of EL students tested and the number and percent at each proficiency level are presented by grade level. As indicated earlier, there were 49,788 students who took the TELPAS in 2020–2021.

- Eleven percent of EL students had TELPAS composite ratings of Advanced High in 2020–2021, a decline from the previous year's level of 15 percent. This was also lower than the value observed in 2019 (13 percent).

- Most grades showed a decline from the previous year in the percentage of students scoring Advanced High, the only exceptions being grade 9 (slight increase) and kindergarten (no change).

Table 4. HISD TELPAS Results: Number and Percent at Each Proficiency Level, 2021

Grade	Number Tested	Beginning		Intermediate		Advanced		Advanced High		AH 2020	AH 2019	Composite Score
	N	N	%	N	%	N	%	N	%	%	%	
K	5,559	3,753	68	1,330	24	339	6	137	2	2	3	1.4
1	6,199	2,491	40	2,460	40	874	14	374	6	10	9	1.8
2	5,890	945	16	3,018	51	1,681	29	246	4	8	10	2.2
3	5,898	455	8	2,449	42	2,261	38	733	12	22	22	2.6
4	5,581	492	9	2,095	38	2,233	40	761	14	22	19	2.5
5	5,307	334	6	1,574	30	2,275	43	1,124	21	31	27	2.8
6	3,102	236	8	1,206	39	1,261	41	399	13	20	9	2.6
7	2,701	246	9	1,030	38	1,135	42	290	11	20	13	2.6
8	2,682	248	9	1,051	39	1,051	39	332	12	24	10	2.6
9	2,508	290	12	1,086	43	809	32	323	13	10	8	2.5
10	2,038	255	13	875	43	665	33	233	11	14	10	2.5
11	1,356	145	11	602	44	423	31	186	14	17	13	2.5
12	967	67	7	388	40	367	38	145	15	19	13	2.7
Total	**49,788**	**9,957**	**20**	**19,164**	**38**	**15,374**	**31**	**5,283**	**11**	**15**	**13**	**2.3**

Source: TELPAS data file 7/20/21, 8/14/20, & 5/23/19

Figure 2: TELPAS Proficiency Ratings for EL Students in 2021, Grades K Through 6

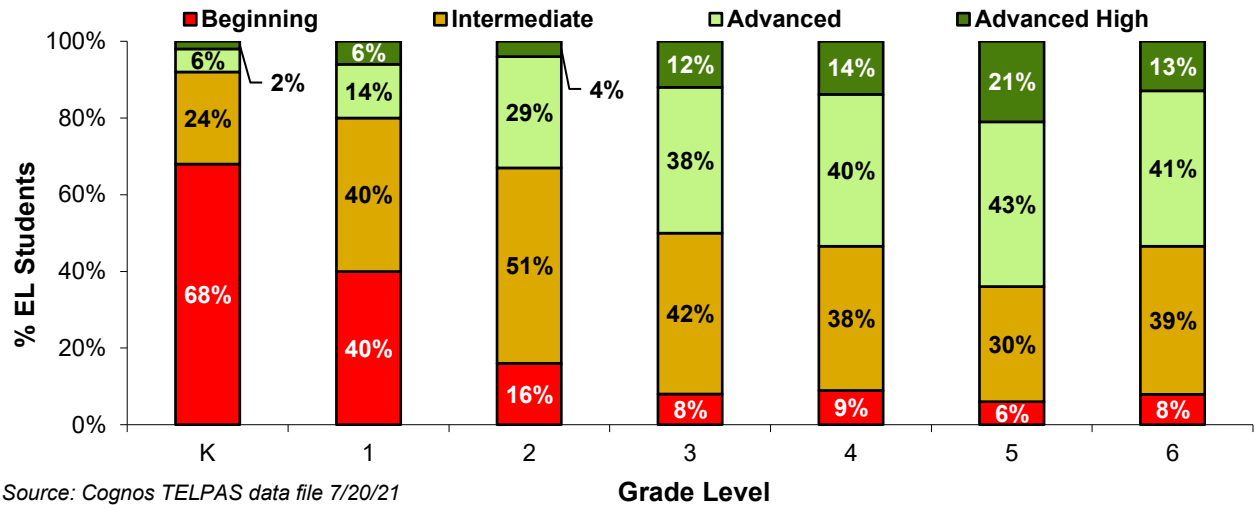

Source: Cognos TELPAS data file 7/20/21

Figure 2 shows the 2021 attainment data for grades kindergarten through six, illustrating the gain in English language proficiency typically observed as EL students advance in grade level.

Figure 3 (below) shows TELPAS attainment for the period 2011 through 2021. One thing to note is that the distribution of proficiency levels was altered following the changes implemented in the TELPAS assessment in 2018. Specifically, there are now fewer students receiving ratings at the extremes (Beginning or Advanced High) and more receiving ratings in the middle (Intermediate or Advanced).

TELPAS Yearly Progress: HISD Compared to Statewide Results

A comparison of state versus district EL student progress toward English language proficiency is provided in **Figure 4** (see p. 6). This figure reflects EL student growth based on composite TELPAS scores and includes a grade-level breakdown of the percentage of EL students who gained at least one level of proficiency in 2021. Data for the state were obtained from the Texas eMetric website (https://txreports.emetric.net), and HISD figures are the same ones previously reported in Table 3. More detailed data including the exact numbers of students in the relevant cohorts are included in **Appendix C** (p. 17).[6]

Figure 3: EL Student TELPAS Proficiency Ratings, 2011 Through 2021

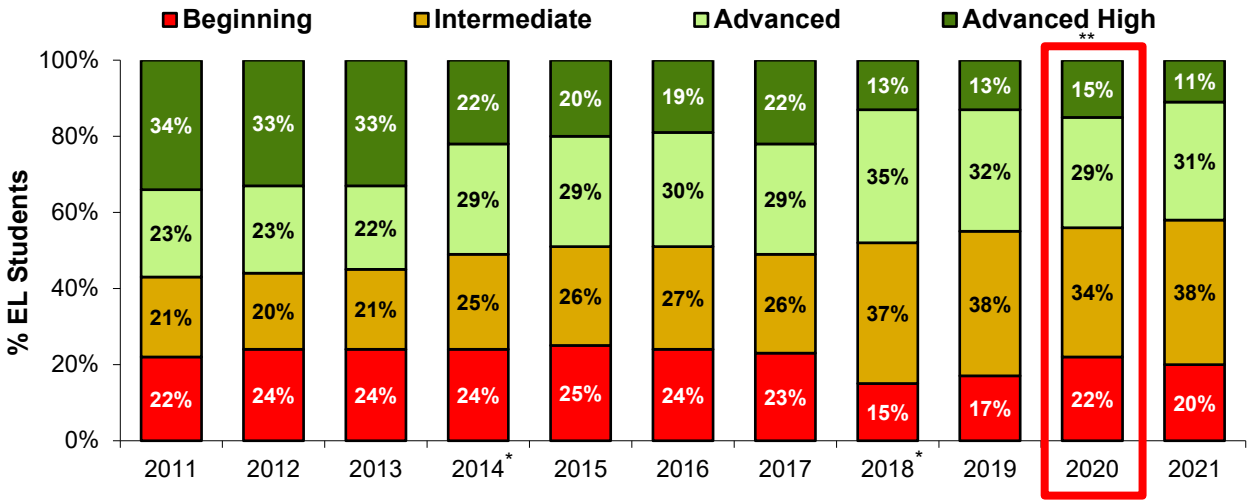

Source: TELPAS data file 7/20/21 & archived TELPAS files

** Scoring standard changed, see Appendix B*
*** Low TELPAS participation rate in 2020*

Figure 4: HISD EL Student TELPAS Yearly Progress in 2021 Compared to Statewide Data, by Grade Level

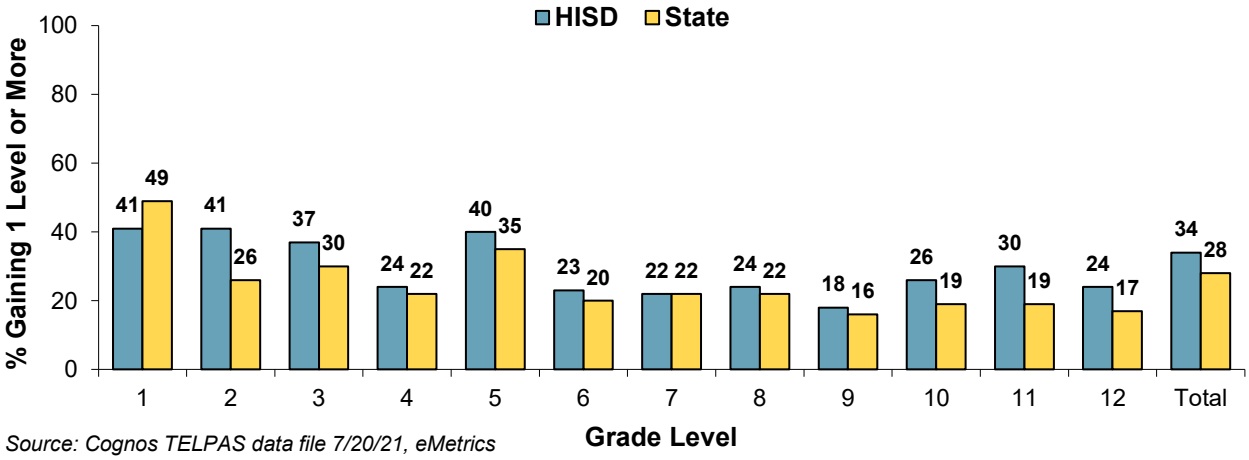

Source: Cognos TELPAS data file 7/20/21, eMetrics

- More district students made gains in English proficiency (34%) than statewide (28%).
- The district exceeded state performance in ten grade levels, and was lower in only one, with the district and state showing equivalent performance in 7th-grade.

TELPAS Proficiency: HISD Compared to Statewide Results

District versus statewide TELPAS overall composite rating results are presented in **Figure 5** (below). Specifically, this figure shows a grade-level breakdown of the percentage of EL students who achieved a TELPAS rating of Advanced High in 2021. Data for the state were obtained from the TEA website, and HISD figures are the same ones previously reported in Table 4. More detailed data including the exact numbers of students in the relevant cohorts are included in **Appendix D** (p. 18).

- State performance exceeded that of the district by three percentage points, and attainment levels were higher for the state at all grade levels except 2nd-grade.
- District versus statewide TELPAS overall composite rating and yearly progress results for the period 2011 through 2021 are presented in **Figure 6a** and **6b** (see p. 7).

Figure 5: HISD Student TELPAS Proficiency in 2021 Compared to Statewide Data, by Grade Level

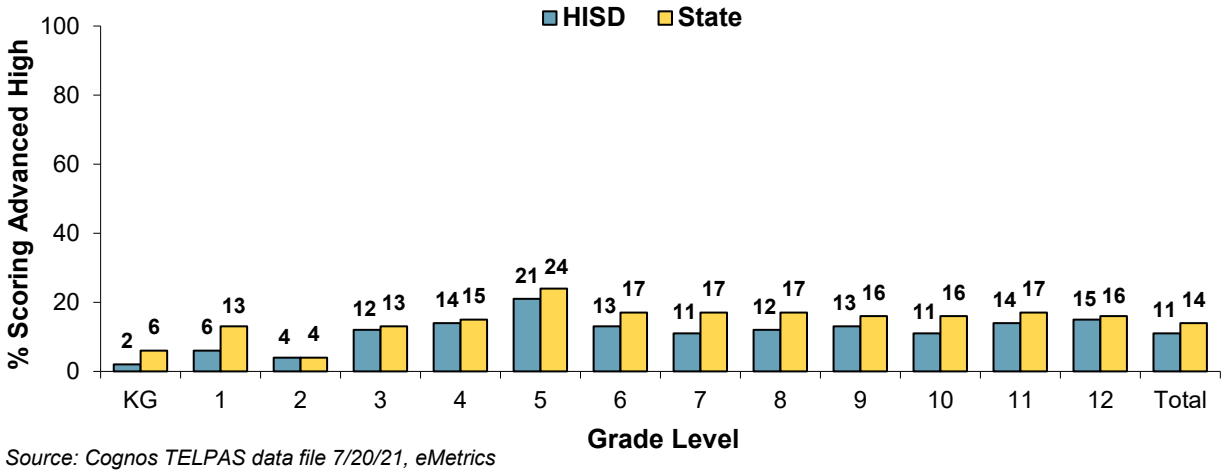

Source: Cognos TELPAS data file 7/20/21, eMetrics

Figure 6: HISD Yearly Progress and Overall Proficiency Versus Statewide Data, 2011 to 2021

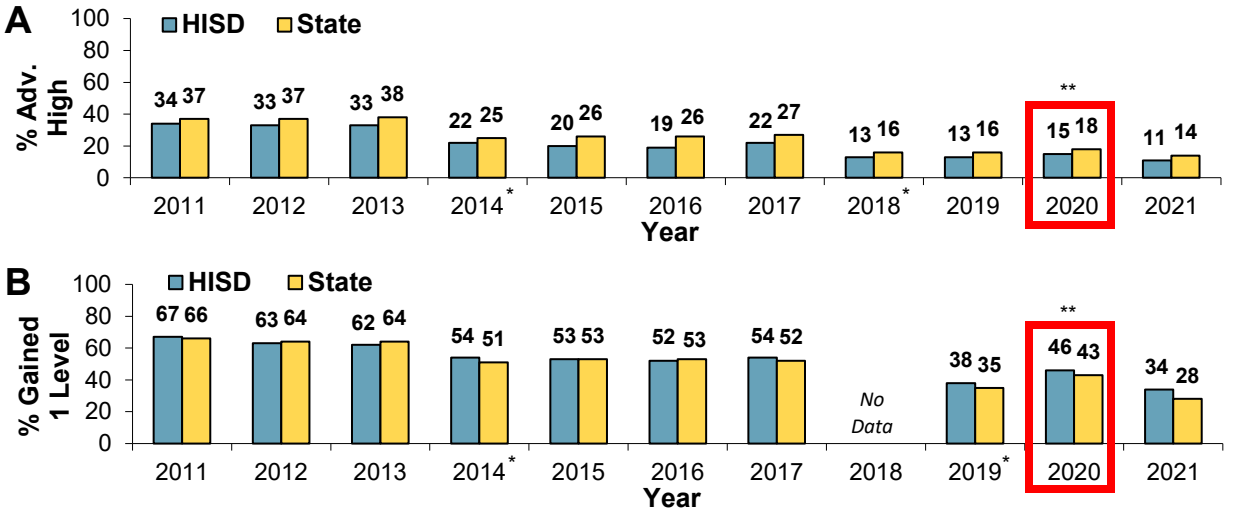

Source: archived TELPAS files, TEA, eMetrics

** Scoring standard changed, see Appendix C*
*** Low TELPAS participation rate in 2020*

- Overall proficiency has remained lower than that of the state (Figure 6a), and the performance gap was the same in 2021 as it has been since 2018 (-3 percentage points). Both the district and state showed lower rates of EL progress in TELPAS in 2021 (compared to both 2020 and 2019) however the district's performance has been higher than that for the state since 2017.

TELPAS Proficiency for the Four Language Domains

The listening and speaking domains for grades 2 through 12 were assessed via online testing starting in 2018, whereas previously these had always been assessed by holistic ratings from teachers. This section provides further details from the implementation of this protocol, including a comparison of trends over time for all four language domains.

- **Figure 7** (see p. 8) shows TELPAS proficiency ratings for each language domain for the period 2016 through 2021.

- Listening (top left) and speaking (top right) show a definite change in ratings distributions following the introduction of online assessment for those domains in 2018. Specifically, there are now fewer ELs scoring Advanced High in these domains and more scoring Beginning or Intermediate.

- For reading (lower left) and writing (lower right) there has been no such decline in performance, as scoring of these domains has remained the same over this time period. In 2021, speaking and writing showed declines in performance compared to 2019 while listening and reading scores improved slightly.

TELPAS Proficiency and Program Status

Figure 8 (see p. 8) compares the five-year performance of the following groups of EL students: immigrants, non-immigrants, newcomers (i.e., first-year immigrants), students with parental denials/waivers, students in the transitional and dual language bilingual programs, students in the pre-exit phase of the transitional bilingual program, and English as a Second Language (ESL) students. Note that more detailed analyses of TELPAS performance of these programs can be obtained from program evaluation reports available through the Research and Accountability department.

Figure 7: EL Student TELPAS Proficiency Ratings for Each Language Domain, 2016 Through 2021 (Grades 2–12 Only)

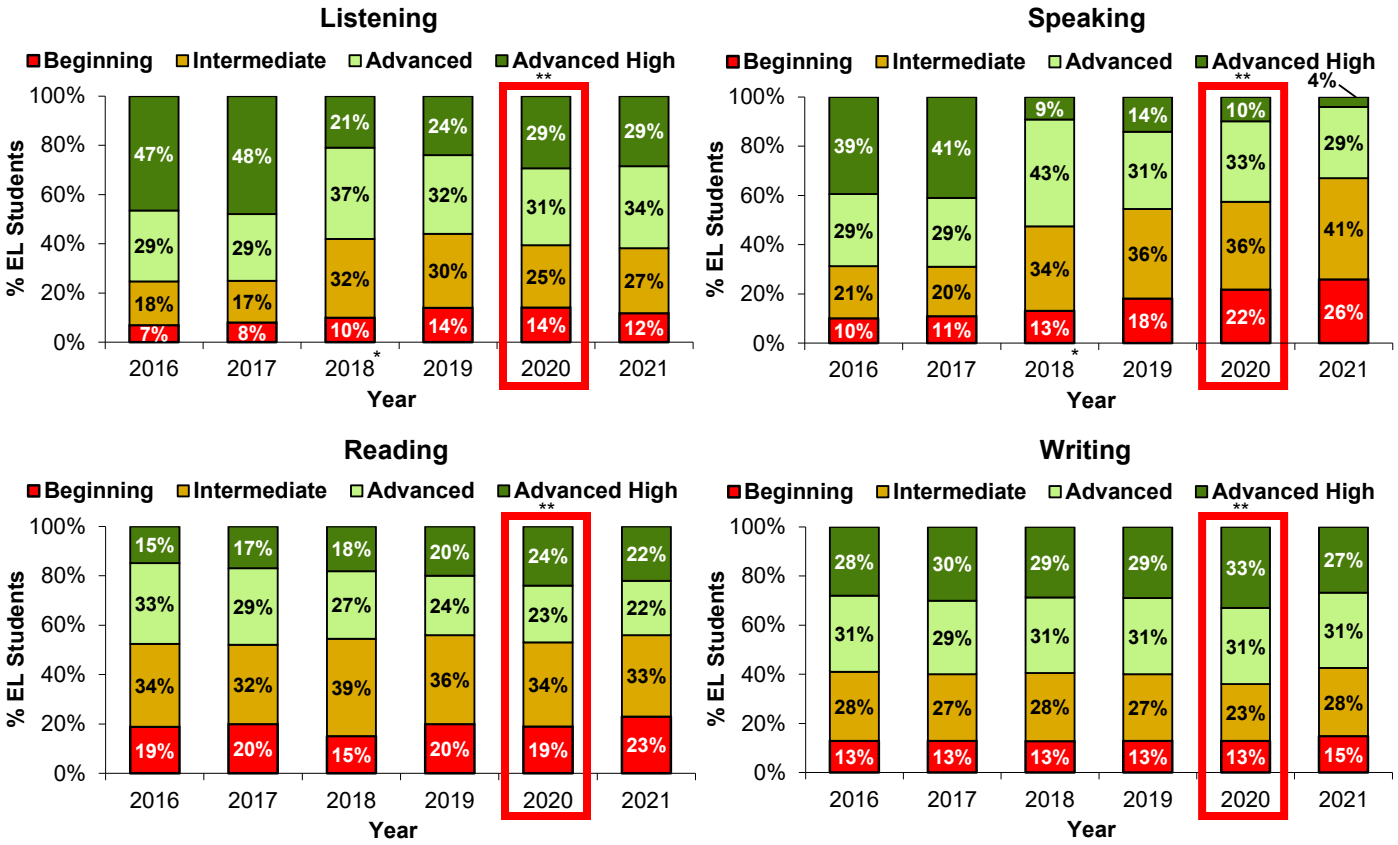

Source: archived TELPAS data files

** New online assessment*

*** Low TELPAS participation rate in 2020*

- As Figure 8 shows, TELPAS performance was slightly lower in 2021 for nearly all groups of EL students, compared to both 2020 and 2019. Only newcomers (1st-year immigrant students) showed improvement over the previous two years (see **Appendix E** for student counts, p. 19).

Figure 8: Percentage of Students in Various Programs Scoring Advanced High, 2018 Through 2021

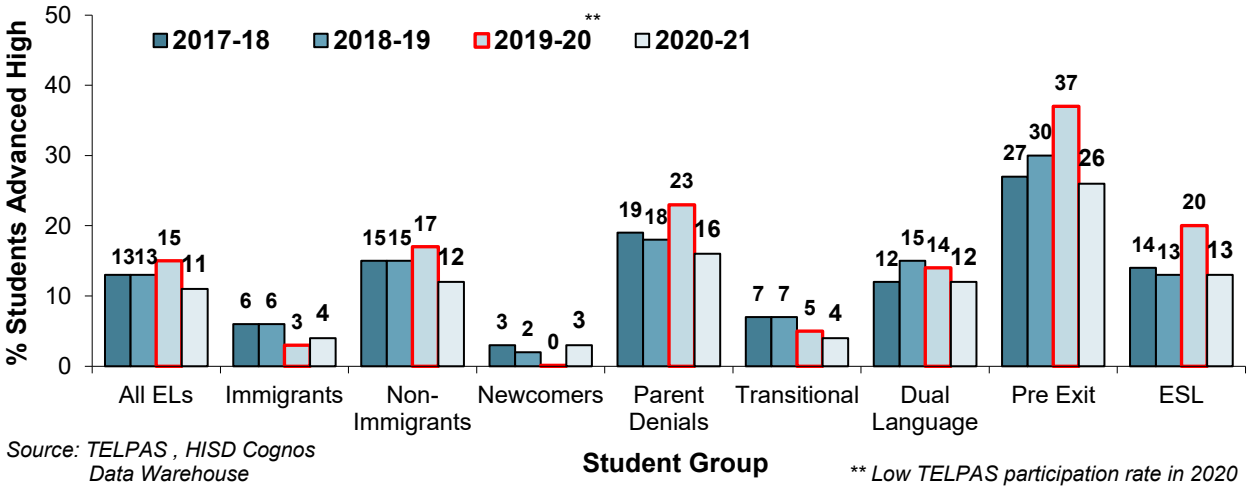

Source: TELPAS , HISD Cognos Data Warehouse

*** Low TELPAS participation rate in 2020*

Table 5. HISD 2021 TELPAS Performance by Campus/Grade Level and Percent of Economically Disadvantaged Students

School/Grade Level	Campus % Econ Disadvantage	% Advanced/Advanced High	% Gained
Elementary (KG-5)	High Poverty (n=31,846)	36	34
	Low Poverty (n=2,199)	59	46
Middle (6-8)	High Poverty (n=7740)	51	16
	Low Poverty (n=612)	72	21
High (9-12)	High Poverty (n=6,575)	45	17
	Low Poverty (n=292)	67	17

Poverty indicated by Economically Disadvantaged status, fall 2020 PEIMS

TELPAS and Student Subgroups

The final set of analyses summarize TELPAS performance in relation to three prominent factors. Specifically, whether TELPAS results were affected by student economic status, home language, or number of years in U.S. schools. Data for each of these is shown separately.

- **Table 5** (above) shows TELPAS performance for EL students who attended campuses rated either high in poverty (60% or more students economically disadvantaged based on fall 2020 PEIMS records) or low in poverty (50% or less economically disadvantaged).

- Students at campuses with a higher rate of poverty had lower overall TELPAS proficiency and showed lower rates of yearly progress, and this was true at all school/grade levels except for high school, where both low and high poverty campuses had equivalent progress (17 percent gained).

- **Table 6** shows TELPAS performance for students based on their home language and school/grade level. EL students at the elementary and high school level had lower proficiency and lower rates of progress if they were Spanish-speaking than if they had some other home language.

- At the middle school level, Spanish-speaking ELs showed lower rates of yearly progress than those with other home languages, but did not differ in overall proficiency.

Table 6. HISD 2021 TELPAS Performance by Campus/Grade Level and Student Home Language

School/Grade Level	Student Home Language	% Advanced/Advanced High	% Gained
Elementary (KG-5)	Spanish (n=31,583)	36	34
	Other (n=2,846)	54	37
Middle (6-8)	Spanish (n=8,031)	53	16
	Other (n=453)	53	21
High (9-12)	Spanish (n=6,401)	45	17
	Other (n=465)	51	20

Home language from PowerSchools records

- Finally, **Figure 9** (see p. 10) shows TELPAS results by years in U.S. schools (TELPAS records) and school/grade level.

- Across all three school levels, EL English proficiency improved as students spent more time in U.S. schools (yellow bars), with a slight decline for elementary students in their sixth year or greater (which would include long-term ELs).

Figure 9: HISD 2021 TELPAS Performance by School/Grade Level and Number of Years in U.S. Schools

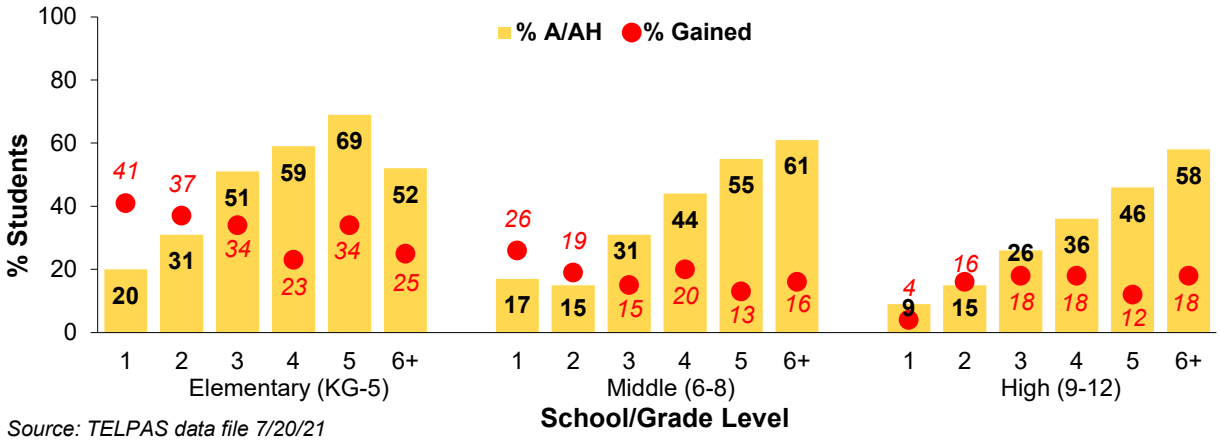

Source: TELPAS data file 7/20/21

- Yearly progress (red circles) showed an opposite trend with respect to years in U.S. schools, with progress rates declining the longer an EL had been in school (at least for grades KG through 8).

TELPAS and Student Learning Mode

As indicated in Appendix B, district students had the option of either in-person learning (IP) or virtual/ remote learning (VR) during the 2020–2021 school year. While most testing needed to be done in-person, it is possible that learning mode impacted EL students' English language proficiency progress and thus their TELPAS performance. This final set of analyses explored this issue.

- **Figure 10** shows the composite proficiency ratings for students who were identified as learning via IP or VR mode in the last grading cycle of the year (CY6). Also shown are proficiency ratings for the four language domains.

- Students who learned remotely showed higher overall English language proficiency than those who learned in-person. This was true not only for their composite ratings, but for each of the four language domains.

Figure 10: EL Student TELPAS Performance by Learning Mode and Language Domain



Source: TELPAS data file 7/20/21, TechNeeds 6/4/21

Figure 11: EL Student TELPAS Performance by Learning Mode and Program Type

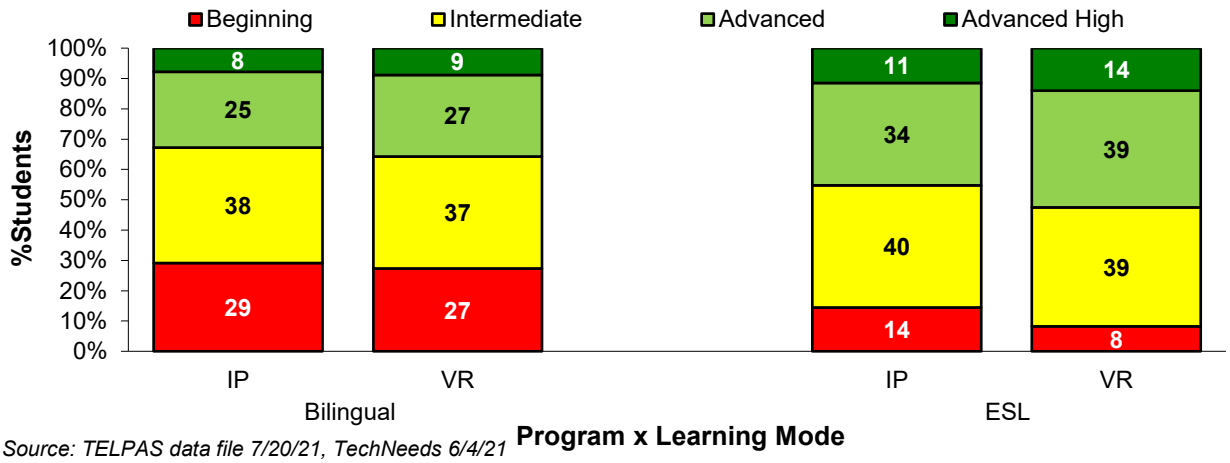

Source: TELPAS data file 7/20/21, TechNeeds 6/4/21

- This difference did not appear to be impacted by any notable demographic factors which may have distinguished IP and VR students (e.g., ethnicity, economic disadvantage status, etc.). However the possibility of other systemic differences between these groups of students cannot be ruled out.

- One thing which did seem to distinguish IP and VR students was which EL program they participated in. Specifically, the majority of IP students were in a bilingual program (53% versus 37% in ESL), while the majority of VR students were in an ESL program (49% versus 41% in bilingual).

- **Figure 11** shows the composite ratings for IP and VR students as a function of which type of program they participated in. Note that there is still an advantage in overall English proficiency for RV students, and this is true for both program types.

- Finally, **Figure 12** shows the percentage of IP and VR students who made gains between 2020 and 2021. The data on the left (all students) shows a minor advantage for IP students of one percentage point. However, when broken down by program type, the progress data for IP and VR students is identical for both bilingual and ESL students.

The remaining pages contain summary data at the district and campus levels. The first section (pages 20 to 24) includes overall performance by campus, organized alphabetically. Following this are more detailed campus-level results (including grade-level data), organized by school level and alphabetically.

Figure 12: EL Student TELPAS Yearly Progress by Learning Mode and Program Type

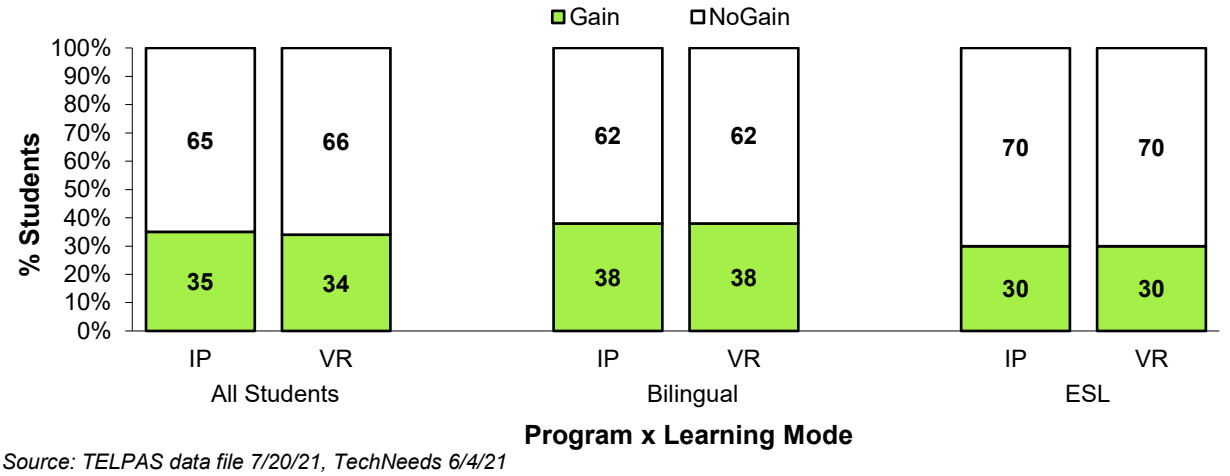

Source: TELPAS data file 7/20/21, TechNeeds 6/4/21

ENDNOTES

[1] Starting in spring 2018, in calculating the composite score each domain is weighted equally (25%). This is a change from the procedure followed in 2017 and previously, where a weighted average was used (reading 50%, writing 30%, listening and speaking 10% each).

[2] Beginning in 2019 a new version of TELPAS, the TELPAS Alternate, was introduced and is intended to be used for any student who meets the qualification for testing with the STAAR Alternate 2. Thus, when administering the TELPAS, a decision must first be made as to whether a student qualifies for the TELPAS Alternate. If not, they take the regular version of the TELPAS, but may have certain domains exempted. The TELPAS Alternate was first administered in Spring of 2019.

[3] The "four-domain" rule has always been in effect for calculating the TELPAS composite rating, and still applies to most students tested. However, ESSA now requires that states provide proficiency measures for those EL students with disabilities who cannot be assessed in all four domains. For TELPAS, students with disabilities who are not evaluated in one or two domains due to an ARD decision have their composite rating determined by the average of their performance in those domains for which they are rated. In spring 2021, there were 17 students in the district who received composite ratings under this provision.

[4] While 48,788 students had complete TELPAS composite scores, there were a further 10,807 who did not receive a composite rating because one or more of their language domain scores were missing. This represents 18.1% of the total number of TELPAS answer documents submitted.

[5] The TELPAS Years in U.S. Schools indicator is used for TELPAS reporting, STAAR assessment decisions, as well as for defining accountability measures. The number of years enrolled in U.S. schools starts with grade 1, or the first school year thereafter if students begin in U.S. schools after grade 1. Beginning with the 2013–2014 school year, a student needs to have been enrolled for 60 consecutive school days in order for that year to be counted as one year in the calculation. Prior to 2014, a student could have counted as being enrolled in U.S. schools for a year even if they had actually been in school for only a few days.

[6] While it is useful to know how the district's EL students perform on the TELPAS compared to the state overall, there are two caveats that should be considered before drawing conclusion as to the relative effectiveness of district special language programs. First, TELPAS performance reveals only the English proficiency of current EL students. True success of any program needs to consider the long-term academic performance of ELs after they have exited EL status. The evaluation reports for the district's special language programs provide ample evidence that exited ELs do at least as well as, and usually better than, average district performance. This cannot be seen by focusing only on TELPAS performance of current ELs. Secondly, HISD has more EL students enrolled in bilingual programs than in ESL programs. At the state level, the opposite is true; the majority of ELs in Texas are in ESL programs. There is a sizeable body of research illustrating that ESL programs may lead to larger initial gains in English proficiency than do bilingual programs. However, in the long run, both the research literature, as well our own district results, show that bilingual programs lead to more success for former ELs. Each of these points is discussed in detail in the district's *2021 Bilingual and English as a Second Language Program Evaluation Report*, which is available from the Research and Accountability Department as well as on the Department's website.

APPENDIX A

Proficiency Level Descriptors

In TELPAS, the English proficiency of EL students is characterized as falling into one of four levels: Beginning, Intermediate, Advanced, or Advanced High. Each proficiency level marks a stage of second language development. Students proceed from one level to the next regardless of the age at which they began to learn English. These proficiency levels are identified in both the national standards for teaching English as a second language and in the Texas English Language Proficiency Standards (ELPS, see TAC § 74.3.4). TELPAS proficiency level descriptors are summarized on the next page, and can also be downloaded at http://www.tea.state.tx.us/student.assessment/ell/telpas/.

Appendix A (continued)

Proficiency Level Descriptors

Grade & Domain	Beginning	Intermediate	Advanced	Advanced High
K-12 Listening	Little or no ability to understand spoken English used in academic and social settings.	Able to understand simple, high-frequency spoken English used in routine academic and social settings.	Able to understand, with second language acquisition support, grade-appropriate spoken English used in academic and social settings.	Able to understand, with minimal second language acquisition support, grade-appropriate spoken English used in academic and social settings.
K-12 Speaking	Little or no ability to speak English in academic and social settings.	Able to speak in a simple manner using English commonly heard in routine academic and social settings.	Able to speak using grade-appropriate English, with second language acquisition support, in academic and social settings.	Able to speak using grade-appropriate English, with minimal second language acquisition support, in academic and social settings.
K-1 Writing	Little or no ability to use the English language to build foundational writing skills.	Limited ability to use the English language to build foundational writing skills.	Able to use the English language to build, with second language acquisition support, foundational writing skills.	Able to use the English language to build, with minimal second language acquisition support, foundational writing skills.
2-12 Writing	Lack the English vocabulary and grasp of English language structures necessary to address grade-appropriate writing tasks meaningfully.	Have enough English vocabulary and enough grasp of English language structures to address grade-appropriate writing tasks in a limited way.	Have enough English vocabulary and command of English language structures to address grade-appropriate writing tasks, although second language acquisition support is needed.	Have acquired the English vocabulary and command of English language structures necessary to address grade-appropriate writing tasks with minimal second language acquisition support.
K-1 Reading	Little or no ability to use the English language to build foundational reading skills.	Limited ability to use the English language to build foundational reading skills.	Able to use the English language, with second language acquisition support, to build foundational reading skills.	Able to use the English language, with minimal second language acquisition support, to build foundational reading skills.
2-12 Reading	Little or no ability to read and understand English used in academic and social contexts.	Able to read and understand simple, high-frequency English used in routine academic and social contexts.	Able to read and understand, with second language acquisition support, grade-appropriate English used in academic and social contexts.	Able to read and understand, with minimal second language acquisition support, grade appropriate English used in academic and social contexts.

APPENDIX B

TELPAS Assessment Design

TELPAS Reading (Grades 2–12)

The TELPAS reading assessment is a multiple-choice assessment given to all current EL students in grades 2–12. Administration is done online in almost all cases, although a handful of students (only one in 2021) take a pencil-and-paper version. There is a different version of the TELPAS-Reading for each of the following grade clusters: Grade 2, Grade 3, Grades 4–5, Grades 6–7, Grades 8–9, and Grades 10 –12. However, it should be understood that these various test versions only reflect age-appropriate test development, not grade-level expectations.

Like the State of Texas Assessments of Academic Readiness (STAAR), the TELPAS reading is a criterion-referenced test. The test is linked to STAAR in that reading skills on both instruments are aligned with reading objectives as established in the state's curriculum, the Texas Essential Knowledge and Skills (TEKS). However, the TELPAS reading is unique in that students' reading skills are assessed according to four distinct proficiency levels. Test questions become progressively more difficult as a student's proficiency increases, and the assessment locates the highest level of proficiency at which a student successfully functions. Because successful performance on the TELPAS reading is determined by annual progress rather than a pass/fail score, EL students are expected to make gains in English reading proficiency each school year.

TELPAS Holistic Assessments (Listening/Speaking/Reading Grades K–1, Writing Grades K–12)

The TELPAS holistic assessments are observational checklists drawing upon language acquisition research, research-based standards, the experience of education practitioners, and observational assessment processes used in other states. These checklists are designed to holistically rate each EL student's English language proficiency based on classroom observations and daily interactions. The holistic assessments are designed to capture an overall level of English language proficiency, and do not assess isolated skills.

While the TELPAS reading (multiple-choice version) assesses EL students in the reading domain in grades 2–12, the holistic assessments are used to assess EL students in the other grades and domains.

- TELPAS Listening, Speaking, Reading (K–1)
- TELPAS Writing (K–12)

Teachers who are designated by the district as official raters of EL students' English language proficiency receive annual training in each language domain assessed, as well as in the holistic assessment administrative procedures. Training for all raters must be specific to the grade or grade clusters for which they will be responsible. Raters must be teachers who hold valid education credentials such as teacher certificates or permits, and they must have the student in their class and be knowledgeable about that student's ability to use English in instructional settings. In 2016, the rater-training procedure changed to include the testing of a teacher's accuracy in rating various students. In addition, TELPAS writing, listening and speaking samples (a procedure known as "calibration") needed to be done in a monitored setting.

The holistic assessments are aligned with the STAAR to the extent that the checklist is completed based on classroom observations of EL student performance on TEKS-based objectives. While there is no

APPENDIX B (CONTINUED)

TELPAS Assessment Design

explicit alignment between the TELPAS holistic assessments and the STAAR, they each reference TEKS criterion and, in this way, are related.

TELPAS Online Listening and Speaking (Grades 2–12)

Beginning with the 2017–2018 school year, assessment of the listening and speaking domains for TELPAS has been done using item-based standardized online tests. For these online assessments, there are four different grade clusters for each language domain: Grades 2–3, Grades 4–5, Grades 6–8, and Grades 9–12. Students were assessed in these domains during the specified testing window of February 22nd to May 28th, 2021. A small number of students who could not be tested using the online technology were assessed using holistic ratings.

In order to accommodate the additional online testing required for listening and speaking, the duration of the TELPAS reading assessment was reduced so that total online testing time for students would be approximately the same as they would have faced under the previous testing regimen (when only reading was assessed online). Because of this change to the reading assessment, it too had new cut points established and this was done contemporaneously with the norming of the listening and speaking domains.

These changes to the TELPAS make it difficult to make direct comparisons between proficiency ratings observed under the new system, and those obtained using the previous version of the TELPAS (i.e., 2017 or earlier). Accordingly, for 2018 only, the TELPAS Yearly progress measure was not calculated or reported.

Changes to TELPAS in 2014

Where historical data is used to show TELPAS performance prior to 2014, there is an additional factor which needs to be considered. Specifically, changes were made to TELPAS for 2013–2014 that affected the obtained student performance levels. The most significant change was that the cutpoints on the TELPAS reading assessment (grades 2–12) were adjusted to make it more challenging. This change was made at the time because as the more difficult STAAR assessment replaced TAKS, a trend developed whereby ELs could be rated as Advanced High on the TELPAS, but yet fail the STAAR reading test (which is one of the criteria used to exit a student from EL status). Since it made little sense to have a system where an EL student was judged to be English proficient according to TELPAS, but could not pass the STAAR reading test, the cutscores on the TELPAS were adjusted to bring them more into alignment with performance levels based on EL STAAR performance. This adjustment to the scoring of TELPAS reading contributed to declines in overall TELPAS performance from 2014 through 2017, as illustrated in **Figures 1** and **3**.

TELPAS Testing Protocol 2020–2021

Due to the COVID-19 outbreak which began in 2020, all district students had the option of either in-person learning (IP) or virtual/remote learning (RV). However, most TELPAS assessments had to be done in-person in a supervised environment (specifically, grades 2–12 listening, speaking, and reading). Observational ratings for grades K–1 could still be obtained from RV students, and similarly writing samples could be submitted remotely as well. In order to give more ELs an opportunity to be included in TELPAS testing, the window was extended from the original end date of April 9th to May 28th.

Appendix C

State and District Yearly Progress in TELPAS Composite Ratings, 2020 to 2021 (Data for 2020 and 2019 Highlighted in Green)

		Cohort Size	Gained 1 Proficiency Level	Gained 2 Proficiency Levels	Gained 3 Proficiency Levels	Gained at Least 1 Proficiency Level	Gained 2020	Gained 2019
Grade Level	**District State**	**N**	**%**	**%**	**%**	**%**		
1	HISD	3,230	35	6	<1	41	53	55
	Texas	60,865	41	7	1	49	58	60
2	HISD	2,999	36	4	<1	41	53	50
	Texas	59,597	24	2	0	26	37	39
3	HISD	1,909	35	2	0	37	49	48
	Texas	38,726	29	1	0	30	47	45
4	HISD	1,832	24	<1	0	24	35	30
	Texas	38,307	21	0	0	22	34	29
5	HISD	1,814	38	1	0	40	52	45
	Texas	40,150	34	1	0	35	53	43
6	HISD	932	22	1	0	23	37	20
	Texas	38,706	20	0	0	20	37	23
7	HISD	492	22	0	0	22	45	28
	Texas	28,954	22	0	0	22	40	26
8	HISD	428	24	0	0	24	47	25
	Texas	26,833	21	0	0	22	43	26
9	HISD	412	17	1	0	18	25	19
	Texas	24,367	15	0	0	16	26	19
10	HISD	676	26	<1	0	26	32	26
	Texas	21,547	18	1	0	19	32	23
11	HISD	386	28	2	0	30	41	27
	Texas	16,133	19	1	0	19	32	25
12	HISD	253	24	<1	0	24	34	29
	Texas	12,075	17	1	0	17	30	23
Total	**HISD**	**15,363**	**32**	**3**	**<1**	**34**	**46**	**38**
	Texas	**406,260**	**26**	**2**	**<1**	**28**	**43**	**35**

Source: TELPAS data file 7/20/21, Texas eMetrics website

Appendix D

State and District Composite TELPAS Ratings, Spring 2021
(Data for 2020 and 2019 Highlighted in Green)

		Number Tested	Beginning	Intermediate	Advanced	Advanced High	Advanced High 2020	Advanced High 2019	Average Composite Score
Grade Level	**District State**	**N**	**%**	**%**	**%**	**%**	**%**	**%**	**%**
K	HISD	5,559	68	24	6	2	2	3	1.4
	Texas	91,139	48	33	13	6	6	7	1.7
1	HISD	6,199	40	40	14	6	10	9	1.8
	Texas	96,901	25	39	23	13	16	17	2.2
2	HISD	5,890	16	51	29	4	8	10	2.2
	Texas	84,984	11	51	34	4	7	10	2.3
3	HISD	2,898	8	42	38	12	22	22	2.6
	Texas	86,741	5	39	43	13	22	22	2.7
4	HISD	5,581	9	38	40	14	22	19	2.5
	Texas	84,788	5	36	44	15	22	19	2.7
5	HISD	5,308	6	30	43	21	31	27	2.8
	Texas	82,186	4	27	45	24	31	29	2.9
6	HISD	3,102	8	39	41	13	20	9	2.6
	Texas	70,354	3	31	48	17	23	15	2.8
7	HISD	2,701	9	38	42	11	20	13	2.6
	Texas	59,901	4	31	48	17	24	15	2.8
8	HISD	2,682	9	39	39	12	24	10	2.6
	Texas	54,399	4	30	49	17	24	15	2.8
9	HISD	2,508	12	43	32	13	10	8	2.5
	Texas	44,695	6	37	42	16	15	12	2.7
10	HISD	2,038	13	43	33	11	14	10	2.5
	Texas	36,915	6	37	42	16	16	13	2.7
11	HISD	1,356	11	44	31	14	17	13	2.5
	Texas	26,277	4	36	43	17	18	16	2.8
12	HISD	967	7	40	38	15	19	13	2.7
	Texas	19,108	3	37	44	16	16	16	2.8
Total	**HISD**	**46,789**	**20**	**38**	**31**	**11**	**15**	**13**	**2.3**
	Texas	**838,388**	**12**	**36**	**38**	**14**	**18**	**16**	**2.5**

Source: TELPAS data file 7/20/21, Texas eMetrics website

Appendix E

Number of Students from Various Programs Tested on TELPAS, 2016 through 2021 (Compare With Figure 8, p. 8)

Program/Student Group	2016	2017	2018	2019	2020	2021
All ELs	57,458	61,281	59,724	59,407	20,772	49,788
Immigrants (Yrs 1-3)	8,721	10,348	9,471	9,852	3,681	7,001
Newcomers (Yr 1 immigrants)	3,263	4,238	2,548	3,333	1,586	783
Non-Immigrants	48,737	50,934	50,253	49,555	17,091	42,787
Parent Denials	4,412	4,013	3,479	2,884	832	1,703
Transitional Bilingual	20,623	18,682	17,288	18,071	7,707	16,024
Dual Language Bilingual	4,731	6,399	6,771	6,028	2,242	5,334
Pre-Exit Bilingual	7,741	7,274	6,265	4,991	1,390	1,898
ESL	19,037	23,881	25,489	27,349	7,883	21,674

Source: TELPAS, Cognos, PowerSchools

Texas English Language Proficiency Assessment System (TELPAS)
2021 Assessment Report - Summary Data

	Composite Rating					Yearly Progress		
	# Tested	% Beg	% Int	% Adv	% AH	# Cohort	% Gained	% No Gain
Alcott ES	51	16	41	31	12	40	48	52
Almeda ES	318	33	31	30	6	242	26	74
Anderson ES	281	23	42	30	6	227	48	52
Arabic Immersion	86	0	22	41	37	1	*	*
Ashford ES	122	10	38	43	9	4	*	*
Askew ES	149	19	38	31	12	21	48	52
Atherton ES	36	28	42	28	3	1	*	*
Attucks MS	55	9	42	40	9	7	29	71
Austin HS	434	9	47	36	9	7	57	43
Barrick ES	302	18	43	27	13	12	67	33
Bastian ES	139	19	53	25	4	105	38	62
BCM Biotech Acad Rusk	78	0	18	56	26	5	20	80
Baylor College MS	25	0	20	64	16	6	33	67
Bell ES	263	29	43	22	6	117	38	62
Bellaire HS	76	11	41	34	14	5	20	80
Bellfort ECC	115	80	17	1	2	0	-	-
Benavidez ES	651	39	44	14	3	206	40	60
Benbrook ES	270	29	27	31	13	11	45	55
Berry ES	357	25	35	32	7	94	33	67
Black MS	133	14	45	35	7	3	*	*
Blackshear ES	21	0	38	57	5	1	*	*
Bonham ES	558	26	37	26	10	405	50	50
Bonner ES	391	23	46	24	7	328	29	71
Braeburn ES	481	39	37	19	5	316	27	73
Briargrove ES	128	13	27	38	22	47	57	43
Briarmeadow	112	1	13	34	52	43	67	33
Briscoe ES	104	8	40	45	7	84	31	69
Brookline ES	421	38	28	29	5	88	23	77
Browning ES	177	24	41	24	11	68	43	57
Bruce ES	49	12	18	51	18	40	40	60
Burbank ES	375	21	29	39	11	9	33	67
Burbank MS	590	3	17	49	31	51	59	41
Burnet ES	222	26	37	31	6	3	*	*
Burrus ES	36	17	31	31	22	1	*	*
Bush ES	193	11	25	41	22	132	61	39
Cage ES	166	14	35	35	16	141	45	55
Carnegie HS	6	0	17	17	67	1	*	*
Carrillo ES	192	17	48	19	16	140	45	55
Challenge EC HS	32	0	9	44	47	15	47	53
Chavez HS	497	11	45	33	11	117	13	87
Chrysalis MS	24	0	4	46	50	13	69	31
Clifton MS	203	13	44	38	5	13	15	85
Codwell ES	10	50	40	10	0	2	*	*
Community Services	2	*	*	*	*	0	-	-
Condit ES	151	13	36	30	21	100	42	58
Cook ES	67	37	21	19	22	4	*	*
Coop ES	259	18	45	29	8	201	27	73
Cornelius ES	330	15	42	29	14	267	35	65
Crespo ES	390	13	42	31	14	4	*	*
Crockett ES	130	28	25	30	17	43	49	51
Cullen MS	30	27	23	40	10	19	21	79
Cunningham ES	359	31	31	28	11	278	40	60
DAEP EL	0	-	-	-	-	0	-	-
Daily ES	238	17	25	45	13	85	36	64
Davila ES	152	34	34	26	6	105	31	69
De Chaumes ES	379	30	27	32	11	291	41	59

Source: TELPAS Student Data File, 7/20/2021

Texas English Language Proficiency Assessment System (TELPAS)
2021 Assessment Report - Summary Data

	Composite Rating					Yearly Progress		
	# Tested	% Beg	% Int	% Adv	% AH	# Cohort	% Gained	% No Gain
Deady MS	210	7	45	43	4	42	7	93
DeAnda ES	305	18	32	39	10	3	*	*
DeBakey HS	16	0	0	31	69	4	*	*
DeZavala ES	212	20	31	33	16	5	40	60
Dogan ES	168	11	42	35	11	129	34	66
Durham ES	169	30	37	27	5	2	*	*
Durkee ES	287	34	30	25	11	126	29	71
East EC HS	33	0	12	36	52	2	*	*
Eastwood Acad HS	30	0	7	37	57	1	*	*
Edison MS	199	6	44	44	6	129	13	87
Eliot ES	251	17	35	32	16	209	37	63
Elmore ES	188	28	51	17	4	8	0	100
Elrod ES	334	22	38	31	9	8	88	12
Emerson ES	561	24	34	29	13	11	45	55
Energized ECC	0	-	-	-	-	0	-	-
Energized ES	1096	24	44	26	6	67	51	49
Energized MS	438	2	38	49	12	11	18	82
Energy Inst HS	28	0	18	54	29	0	-	-
E-STEM Central HS	363	3	56	27	14	159	33	67
E-STEM West MS	276	6	46	40	8	14	21	79
Farias ECC	0	-	-	-	-	0	-	-
Field ES	47	9	21	47	23	25	48	52
Fleming MS	77	12	44	35	9	59	14	86
Foerster ES	171	27	38	29	5	22	18	82
Fondren ES	111	20	44	28	8	4	*	*
Fondren MS	221	17	52	28	4	12	0	100
Fonville MS	356	6	39	40	15	269	25	75
Fonwood ECC	0	-	-	-	-	0	-	-
Forest Brook MS	88	3	49	45	2	3	*	*
Foster ES	15	0	67	20	13	0	-	-
Franklin ES	181	27	41	26	6	15	7	93
Frost ES	83	12	47	33	8	26	50	50
Furr HS	135	16	47	35	2	3	*	*
Gallegos ES	143	17	48	33	2	4	*	*
Garcia ES	186	25	37	26	12	2	*	*
Garden Oaks	136	13	45	32	10	26	27	73
Garden Villas ES	124	10	53	29	7	4	*	*
Golfcrest ES	203	35	43	18	3	2	*	*
Gregg ES	184	17	42	33	8	56	21	79
Gregory-Lincoln PK-8	91	16	42	35	7	0	-	-
Grissom ES	220	28	45	25	2	5	0	100
Gross ES	169	43	37	18	2	130	31	69
HAIS HS	15	0	0	27	73	1	*	*
Halpin ECC	104	95	5	0	0	0	-	-
Hamilton MS	93	5	29	53	13	4	*	*
Harper DAEP	0	-	-	-	-	0	-	-
Harris JR ES	188	25	27	32	16	2	*	*
Harris RP ES	311	42	37	17	4	67	27	73
Hartman MS	423	7	51	35	6	34	12	88
Hartsfield ES	8	13	63	25	0	0	-	-
Harvard ES	25	8	36	32	24	1	*	*
HCC Lifeskills	0	-	-	-	-	0	-	-
Heights HS	174	0	37	36	27	3	*	*
Helms ES	159	19	32	30	19	3	*	*
Henderson JP ES	335	41	27	26	6	221	30	70
Henderson NQ ES	30	13	63	20	3	1	*	*

Source: TELPAS Student Data File, 7/20/2021

Texas English Language Proficiency Assessment System (TELPAS)
2021 Assessment Report - Summary Data

	Composite Rating					Yearly Progress		
	# Tested	% Beg	% Int	% Adv	% AH	# Cohort	% Gained	% No Gain
Henry MS	226	9	56	31	4	75	15	85
Herod ES	144	13	43	37	7	59	53	47
Herrera ES	302	14	41	31	14	101	58	42
High School Ahead Acad	28	4	25	54	18	3	*	*
Highland Heights ES	141	42	38	15	5	3	*	*
Hilliard ES	67	21	40	30	9	19	5	95
Hines-Caldwell ES	266	17	30	40	14	68	85	15
Hobby ES	213	20	40	31	9	163	29	71
Hogg MS	120	6	22	51	22	6	17	83
Holland MS	259	8	40	42	10	33	18	82
Horn ES	109	4	29	37	30	69	62	38
Houston MSTC HS	405	16	60	20	4	283	17	83
Kinder HSPVA	5	0	0	20	80	0	-	-
Isaacs ES	85	26	53	19	2	41	27	73
Janowski ES	252	17	52	26	5	6	17	83
Jefferson ES	99	33	30	23	13	77	25	75
JJAEP	0	-	-	-	-	0	-	-
Jones HS	59	7	34	49	10	5	0	100
Kashmere Gardens ES	32	9	50	38	3	1	*	*
Kashmere HS	128	14	41	41	3	4	*	*
Kelso ES	141	22	43	25	10	1	*	*
Kennedy ES	287	22	38	26	14	8	25	75
Ketelsen ES	166	18	31	34	16	141	37	63
Key MS	128	3	52	40	5	8	25	75
Kolter ES	59	8	22	49	20	3	*	*
Lamar HS	150	7	27	44	21	11	45	55
Lanier MS	66	2	27	45	26	4	*	*
Lantrip ES	174	8	29	44	19	4	*	*
Las Americas MS	175	62	37	1	0	4	*	*
Laurenzo ECC	1	*	*	*	*	0	-	-
Law ES	97	21	44	26	9	77	32	68
Lawson MS	412	7	53	32	9	76	8	92
HSLJ	20	0	10	60	30	3	*	*
Leland YMCPA	24	0	33	58	8	2	*	*
Lewis ES	440	36	43	17	5	118	28	72
Liberty HS	170	31	45	17	7	3	*	*
Lockhart ES	0	-	-	-	-	0	-	-
Long Acad	384	16	49	29	7	49	8	92
Longfellow ES	38	8	34	37	21	0	-	-
Looscan ES	97	20	44	20	16	1	*	*
Love ES	122	11	32	42	16	8	38	62
Lovett ES	76	12	21	42	25	47	55	45
Lyons ES	384	31	30	26	13	118	19	81
MacGregor ES	46	2	41	39	17	1	*	*
Mading ES	61	23	43	26	8	17	18	82
Madison HS	301	9	45	35	11	12	8	92
Mandarin Immersion	67	0	24	49	27	2	*	*
Marshall ES	394	26	43	27	4	26	19	81
Marshall MS	169	9	33	47	11	22	5	95
Martinez C ES	81	14	40	35	12	63	29	71
Martinez R ES	166	27	27	27	20	104	58	42
McGowen ES	72	18	61	21	0	0	-	-
McNamara ES	455	50	35	13	2	133	16	84
McReynolds MS	29	21	48	31	0	11	0	100
Memorial ES	100	9	26	47	18	2	*	*
Meyerland MS	67	1	36	52	10	18	33	67

Source: TELPAS Student Data File, 7/20/2021

Texas English Language Proficiency Assessment System (TELPAS)
2021 Assessment Report - Summary Data

	Composite Rating					Yearly Progress		
	# Tested	% Beg	% Int	% Adv	% AH	# Cohort	% Gained	% No Gain
Middle College HS Fraga	27	0	41	52	7	0	-	-
Middle College HS Gulfton	22	0	50	45	5	13	15	85
Milby HS	453	10	46	35	10	113	32	68
Milne ES	140	28	55	15	2	8	50	50
Mistral ECC	0	-	-	-	-	0	-	-
Mitchell ES	129	19	43	31	6	7	57	43
MLK ECC	2	*	*	*	*	0	-	-
Montgomery ES	133	17	43	32	8	4	*	*
Moreno ES	432	20	36	31	13	324	45	55
Mount Carmel Acad HS	47	0	40	47	13	38	26	74
Navarro MS	249	12	37	44	7	32	19	81
Neff ECC	267	57	28	12	2	7	43	57
Neff ES	505	12	43	33	11	7	43	57
North Forest HS	149	11	38	44	7	4	*	*
North Houston EC HS	68	0	10	25	65	39	69	31
Northline ES	268	39	35	19	7	6	0	100
Northside HS	186	5	40	38	17	124	26	74
Oak Forest ES	24	0	25	50	25	18	44	56
Oates ES	145	39	38	17	6	87	33	67
Ortiz MS	345	11	37	44	8	141	19	81
Osborne ES	73	33	59	8	0	1	*	*
Paige ES	162	34	43	17	6	5	0	100
Park Place ES	412	21	42	26	11	298	45	55
Parker ES	176	20	40	30	10	1	*	*
Patterson ES	394	4	37	43	16	254	32	68
Peck ES	122	36	30	29	5	104	27	73
Pershing MS	215	2	24	50	24	37	22	78
Petersen ES	136	29	37	26	8	4	*	*
Pilgrim Acad	744	26	39	30	6	205	45	55
Pin Oak MS	138	1	31	50	17	44	32	68
Piney Point ES	697	36	33	23	8	466	38	62
Pleasantville ES	43	19	51	28	2	36	11	89
Poe ES	156	22	29	39	10	4	*	*
Port Houston ES	144	27	46	22	6	50	16	84
Pugh ES	134	21	30	41	8	2	*	*
R D S P D	0	-	-	-	-	0	-	-
Reagan Ed Ctr PK-8	403	13	45	34	8	109	43	57
Red ES	122	16	34	39	10	4	*	*
Revere MS	45	7	56	33	4	17	47	53
Reynolds ES	6	17	83	0	0	0	-	-
Rice School PK-8	98	9	28	37	27	3	*	*
River Oaks ES	46	2	15	48	35	28	43	57
Roberts ES	101	10	24	45	22	54	48	52
Robinson ES	248	23	42	30	5	195	25	75
Rodriguez ES	727	22	34	33	11	501	43	57
Rogers T H	48	10	15	50	25	3	*	*
Roosevelt ES	139	7	44	31	18	109	41	59
Ross ES	80	26	46	21	6	9	0	100
Rucker ES	164	9	50	31	10	5	20	80
Sanchez ES	226	27	40	25	8	178	26	74
Scarborough ES	321	14	50	28	7	247	42	58
Scarborough HS	113	14	45	37	4	4	*	*
School at St. George ES	155	12	30	30	28	2	*	*
Scroggins ES	174	16	43	29	13	55	40	60
Secondary DAEP	1	*	*	*	*	0	-	-
Seguin ES	209	23	41	29	7	1	*	*

Source: TELPAS Student Data File, 7/20/2021

Texas English Language Proficiency Assessment System (TELPAS)
2021 Assessment Report - Summary Data

	Composite Rating					Yearly Progress		
	# Tested	% Beg	% Int	% Adv	% AH	# Cohort	% Gained	% No Gain
Shadowbriar ES	53	11	38	34	17	1	*	*
Shadydale ES	172	24	46	24	6	148	19	81
Sharpstown HS	229	21	47	27	6	5	60	40
Sharpstown Intl	50	0	22	46	32	7	29	71
Shearn ES	220	15	48	29	8	23	74	26
Sherman ES	160	39	39	18	4	27	4	96
Sinclair ES	28	18	32	36	14	14	50	50
Smith ES	391	29	48	19	5	24	17	83
SOAR Center	0	-	-	-	-	0	-	-
South EC HS	17	0	6	35	59	1	*	*
Southmayd ES	137	31	34	30	6	111	41	59
Sterling HS	284	9	53	30	8	14	0	100
Stevens ES	219	42	34	20	4	75	28	72
Stevenson MS	488	4	29	45	21	398	29	71
Sugar Grove MS	481	16	44	37	4	74	16	84
Sutton ES	656	27	36	27	10	248	38	62
Tanglewood MS	46	2	52	28	17	3	*	*
TCAH	22	0	0	36	64	3	*	*
Thomas MS	82	12	63	22	2	12	8	92
Thompson ES	6	17	0	67	17	0	-	-
Tijerina ES	160	28	38	23	12	2	*	*
Tinsley ES	459	26	42	25	7	20	50	50
Travis ES	21	0	38	29	33	16	50	50
Twain ES	143	18	36	31	15	43	33	67
Valley West ES	224	25	42	25	8	18	33	67
Wainwright ES	151	27	44	21	8	67	34	66
Walnut Bend ES	199	29	38	24	10	5	60	40
Waltrip HS	302	12	31	38	18	182	28	72
Washington HS	116	12	36	43	9	4	*	*
Welch MS	169	11	40	40	9	32	22	78
Wesley ES	6	33	17	50	0	6	33	67
West Briar MS	119	7	18	42	34	19	58	42
West University ES	32	0	13	31	56	1	*	*
Westbury HS	545	12	41	34	13	21	14	86
Westside HS	167	2	19	46	33	15	20	80
Wharton K-8	203	5	30	38	28	37	65	35
Wheatley HS	134	16	34	34	16	18	28	72
Whidby ES	55	11	38	36	15	34	32	68
White E ES	426	19	37	31	13	283	44	56
White M ES	243	11	29	45	15	8	50	50
Whittier ES	91	21	43	31	5	2	*	*
Williams MS	108	15	53	27	6	6	17	83
Baker Montessori	72	29	29	26	15	3	*	*
Windsor Village ES	249	32	27	36	5	199	31	69
Wisdom HS	768	19	50	24	7	434	24	76
Woodson	30	20	33	23	23	0	-	-
Worthing HS	79	8	51	35	6	51	14	86
Yates HS	33	9	39	42	9	3	*	*
Young ES	6	17	33	50	0	1	*	*
Young Learners	0	-	-	-	-	0	-	-
Young Scholars	0	-	-	-	-	0	-	-
YWCPA	29	0	3	55	41	21	48	52
HISD	**49,788**	**20**	**38**	**31**	**11**	**15,362**	**34**	**66**

Source: TELPAS Student Data File, 7/20/2021

Districtwide
TELPAS Performance
Spring 2021

Texas English Language Proficiency Assessment System (TELPAS)
2021 Assessment Report

Houston Independent School District

Yearly Progress in TELPAS Composite Rating†

Grade	Cohort Size	Gained 1 Proficiency Level		Gained 2 Proficiency Levels		Gained 3 Proficiency Levels		Gained at Least 1 Proficiency Level	
	N	N	%	N	%	N	%	N	%
1	3,230	1,120	35	188	6	7	0	1,315	41
2	2,999	1,092	36	127	4	4	0	1,223	41
3	1,909	672	35	40	2	0	0	712	37
4	1,832	436	24	7	0	0	0	443	24
5	1,813	697	38	23	1	0	0	720	40
6	932	207	22	5	1	0	0	212	23
7	492	110	22	0	0	0	0	110	22
8	428	101	24	0	0	0	0	101	24
9	412	72	17	3	1	0	0	75	18
10	676	176	26	2	0	0	0	178	26
11	386	108	28	7	2	0	0	115	30
12	253	60	24	1	0	0	0	61	24
Total	15,362	4,851	32	403	3	11	0	5,265	34

* Less than 5 students tested

TELPAS Composite Rating

Grade	Number of Students	Beginning		Intermediate		Advanced		Advanced High		Average Composite Score
	N	N	%	N	%	N	%	N	%	
K	5,559	3,753	68	1,330	24	339	6	137	2	1.4
1	6,199	2,491	40	2,460	40	874	14	374	6	1.8
2	5,890	945	16	3,018	51	1,681	29	246	4	2.2
3	5,898	455	8	2,449	42	2,261	38	733	12	2.6
4	5,581	492	9	2,095	38	2,233	40	761	14	2.5
5	5,307	334	6	1,574	30	2,275	43	1,124	21	2.8
6	3,102	236	8	1,206	39	1,261	41	399	13	2.6
7	2,701	246	9	1,030	38	1,135	42	290	11	2.6
8	2,682	248	9	1,051	39	1,051	39	332	12	2.6
9	2,508	290	12	1,086	43	809	32	323	13	2.5
10	2,038	265	13	875	43	665	33	233	11	2.5
11	1,356	145	11	602	44	423	31	186	14	2.5
12	967	67	7	388	40	367	38	145	15	2.7
Total	49,788	9,967	20	19,164	38	15,374	31	5,283	11	2.3

Source: TELPAS data file 7/20/21

Texas English Language Proficiency Assessment System (TELPAS)
2021 Assessment Report

TELPAS Individual Language Domains

	Listening								Speaking								Reading								Writing							
	Beginning		Intermediate		Advanced		Advanced High		Beginning		Intermediate		Advanced		Advanced High		Beginning		Intermediate		Advanced		Advanced High		Beginning		Intermediate		Advanced		Advanced High	
Grade	N	%	N	%	N	%	N	%	N	%	N	%	N	%	N	%	N	%	N	%	N	%	N	%	N	%	N	%	N	%	N	%
K	3,377	61	1,449	26	526	9	210	4	3,766	68	1,139	20	470	8	186	3	4,624	83	546	10	252	5	134	2	4,695	84	533	10	224	4	105	2
1	1,968	32	2,536	41	1,143	18	554	9	2,560	41	2,195	35	1,006	16	440	7	3,593	58	1,607	26	652	11	345	6	3,919	63	1,493	24	535	9	250	4
2	413	7	1,804	30	2,135	35	1,669	28	1,683	28	3,290	55	894	15	154	3	2,453	41	1,861	31	1,149	19	560	9	2,256	36	2,288	36	1,314	21	444	7
3	189	3	1,020	17	1,795	30	3,045	50	1,040	17	3,098	51	1,569	26	342	6	1,818	30	1,837	30	949	16	1,446	24	1,287	20	2,297	36	1,796	28	1,009	16
4	988	17	1,873	32	2,049	35	907	16	1,103	19	1,962	34	2,475	43	277	5	806	14	2,456	42	1,161	20	1,387	24	779	13	1,817	30	1,993	33	1,492	25
5	701	13	1,379	25	1,940	35	1,528	28	962	17	1,862	34	2,400	43	324	6	538	10	1,775	32	1,143	21	2,099	38	503	9	1,389	24	1,955	34	1,896	33
6	369	10	1,010	28	1,115	31	1,148	32	862	24	1,677	46	1,023	28	80	2	805	22	1,057	29	937	26	838	23	292	9	897	26	1,212	36	1,001	29
7	337	11	804	26	932	30	986	32	825	27	1,467	48	708	23	59	2	708	23	836	27	815	26	731	24	281	9	696	23	1,062	35	1,006	33
8	351	12	723	24	788	26	1,144	38	950	32	1,318	44	683	23	55	2	604	20	1,047	35	823	27	535	18	246	8	641	21	1,041	35	1,081	36
9	487	17	820	29	1,104	39	456	16	1,245	43	747	26	747	26	128	4	634	22	939	32	718	25	614	21	252	9	601	21	906	32	1,059	38
10	416	18	635	28	889	39	358	16	944	41	619	27	629	27	106	5	531	23	853	37	543	23	384	17	190	8	491	21	676	30	929	41
11	287	19	423	28	559	37	247	16	603	40	363	24	442	29	108	7	368	24	596	39	321	21	256	17	81	5	312	20	530	34	634	41
12	149	14	325	30	440	41	169	16	350	32	277	26	372	34	84	8	197	18	429	39	282	26	188	17	31	3	175	16	363	32	557	49
Total	10,032	19	14,801	28	15,415	29	12,421	24	16,893	32	20,014	38	13,418	25	2,343	4	17,679	33	15,839	30	9,745	18	9,517	18	14,812	28	13,630	25	13,607	25	11,463	21

* Less than 5 students tested

Source: TELPAS data file 7/20/21

Campus Level Reports
Early Childhood Centers
TELPAS Performance
Spring 2021

Texas English Language Proficiency Assessment System (TELPAS)
2021 Assessment Report

Bellfort Early Childhood Center

No Progress Data Available

TELPAS Composite Rating

Grade	Number of Students	Beginning		Intermediate		Advanced		Advanced High		Average Composite Score
	N	N	%	N	%	N	%	N	%	
K	115	92	80	20	17	1	1	2	2	1.2
Total	115	92	80	20	17	1	1	2	2	1.2

* Less than 5 students tested

TELPAS Individual Language Domains

	Listening								Speaking								Reading								Writing							
	Beginning		Intermediate		Advanced		Advanced High		Beginning		Intermediate		Advanced		Advanced High		Beginning		Intermediate		Advanced		Advanced High		Beginning		Intermediate		Advanced		Advanced High	
Grade	N	%	N	%	N	%	N	%	N	%	N	%	N	%	N	%	N	%	N	%	N	%	N	%	N	%	N	%	N	%	N	%
K	81	70	25	22	6	5	3	3	93	81	14	12	5	4	3	3	111	97	1	1	1	1	2	2	106	92	6	5	1	1	2	2
Total	81	70	25	22	6	5	3	3	93	81	14	12	5	4	3	3	111	97	1	1	1	1	2	2	106	92	6	5	1	1	2	2

* Less than 5 students tested

Source:TELPAS data file 7/20/21

Energized for Excellence Academy Early Childhood Center

No Progress Data Available

No Proficiency Data Available

No Scorable Data Available

Source:TELPAS data file 7/20/21

Farias Early Childhood Education Center

No Progress Data Available

No Proficiency Data Available

No Scorable Data Available

Source:TELPAS data file 7/20/21

Fonwood Early Childhood Center

No Progress Data Available

No Proficiency Data Available

No Scorable Data Available

Source:TELPAS data file 7/20/21

Texas English Language Proficiency Assessment System (TELPAS)
2021 Assessment Report

Halpin Early Childhood Center

No Progress Data Available

TELPAS Composite Rating

Grade	Number of Students	Beginning		Intermediate		Advanced		Advanced High		Average Composite Score
	N	N	%	N	%	N	%	N	%	
K	104	99	95	5	5	0	0	0	0	1.1
Total	104	99	95	5	5	0	0	0	0	1.1

TELPAS Individual Language Domains

	Listening								Speaking								Reading								Writing							
	Beginning		Intermediate		Advanced		Advanced High		Beginning		Intermediate		Advanced		Advanced High		Beginning		Intermediate		Advanced		Advanced High		Beginning		Intermediate		Advanced		Advanced High	
Grade	N	%	N	%	N	%	N	%	N	%	N	%	N	%	N	%	N	%	N	%	N	%	N	%	N	%	N	%	N	%	N	%
K	90	86	15	14	0	0	0	0	100	95	5	5	0	0	0	0	103	99	1	1	0	0	0	0	104	99	1	1	0	0	0	0
Total	90	86	15	14	0	0	0	0	100	95	5	5	0	0	0	0	103	99	1	1	0	0	0	0	104	99	1	1	0	0	0	0

* Less than 5 students tested

Source:TELPAS data file 7/20/21

Texas English Language Proficiency Assessment System (TELPAS)
2021 Assessment Report

Laurenzo Early Childhood Education Center

No Progress Data Available

TELPAS Composite Rating

Grade	Number of Students	Beginning		Intermediate		Advanced		Advanced High		Average Composite Score
	N	N	%	N	%	N	%	N	%	
K	1	*	*	*	*	*	*	*	*	*
Total	1	*	*	*	*	*	*	*	*	*

TELPAS Individual Language Domains

	Listening								Speaking								Reading								Writing							
	Beginning		Intermediate		Advanced		Advanced High		Beginning		Intermediate		Advanced		Advanced High		Beginning		Intermediate		Advanced		Advanced High		Beginning		Intermediate		Advanced		Advanced High	
Grade	N	%	N	%	N	%	N	%	N	%	N	%	N	%	N	%	N	%	N	%	N	%	N	%	N	%	N	%	N	%	N	%
K	*	*	*	*	*	*	*	*	*	*	*	*	*	*	*	*	*	*	*	*	*	*	*	*	*	*	*	*	*	*	*	*
Total	*	*	*	*	*	*	*	*	*	*	*	*	*	*	*	*	*	*	*	*	*	*	*	*	*	*	*	*	*	*	*	*

* Less than 5 students tested

Source:TELPAS data file 7/20/21

Mistral Early Childhood Center

No Progress Data Available

No Proficiency Data Available

No Scorable Data Available

Source:TELPAS data file 7/20/21

Texas English Language Proficiency Assessment System (TELPAS)
2021 Assessment Report

M L King Early Childhood Center

No Progress Data Available

TELPAS Composite Rating

Grade	Number of Students	Beginning		Intermediate		Advanced		Advanced High		Average Composite Score
	N	N	%	N	%	N	%	N	%	
K	2	*	*	*	*	*	*	*	*	*
Total	2	*	*	*	*	*	*	*	*	*

TELPAS Individual Language Domains

	Listening								Speaking								Reading								Writing							
	Beginning		Intermediate		Advanced		Advanced High		Beginning		Intermediate		Advanced		Advanced High		Beginning		Intermediate		Advanced		Advanced High		Beginning		Intermediate		Advanced		Advanced High	
Grade	N	%	N	%	N	%	N	%	N	%	N	%	N	%	N	%	N	%	N	%	N	%	N	%	N	%	N	%	N	%	N	%
K	*	*	*	*	*	*	*	*	*	*	*	*	*	*	*	*	*	*	*	*	*	*	*	*	*	*	*	*	*	*	*	*
Total	*	*	*	*	*	*	*	*	*	*	*	*	*	*	*	*	*	*	*	*	*	*	*	*	*	*	*	*	*	*	*	*

* Less than 5 students tested

Source:TELPAS data file 7/20/21

Texas English Language Proficiency Assessment System (TELPAS)
2021 Assessment Report

Neff Early Learning Center

Yearly Progress in TELPAS Composite Rating†

Grade	Cohort Size	Gained 1 Proficiency Level		Gained 2 Proficiency Levels		Gained 3 Proficiency Levels		Gained at Least 1 Proficiency Level	
	N	N	%	N	%	N	%	N	%
1	7	3	43	0	0	0	0	3	43
Total	7	3	43	0	0	0	0	3	43

* Less than 5 students tested

TELPAS Composite Rating

Grade	Number of Students	Beginning		Intermediate		Advanced		Advanced High		Average Composite Score
	N	N	%	N	%	N	%	N	%	
K	129	109	84	13	10	7	5	0	0	1.2
1	138	44	32	62	45	26	19	6	4	1.9
Total	267	153	57	75	28	33	12	6	2	1.5

TELPAS Individual Language Domains

	Listening								Speaking								Reading								Writing							
	Beginning		Intermediate		Advanced		Advanced High		Beginning		Intermediate		Advanced		Advanced High		Beginning		Intermediate		Advanced		Advanced High		Beginning		Intermediate		Advanced		Advanced High	
Grade	N	%	N	%	N	%	N	%	N	%	N	%	N	%	N	%	N	%	N	%	N	%	N	%	N	%	N	%	N	%	N	%
K	98	76	20	16	9	7	2	2	109	84	9	7	9	7	2	2	121	94	6	5	2	2	0	0	119	92	9	7	1	1	0	0
1	18	13	68	49	45	33	7	5	47	34	49	36	39	28	3	2	88	64	25	18	19	14	6	4	94	68	27	20	15	11	2	1
Total	116	43	88	33	54	20	9	3	156	58	58	22	48	18	5	2	209	78	31	12	21	8	6	2	213	80	36	13	16	6	2	1

* Less than 5 students tested

Source:TELPAS data file 7/20/21

Regional Day School Program for the Deaf

No Progress Data Available

No Proficiency Data Available

No Scorable Data Available

Source:TELPAS data file 7/20/21

Young Learners Charter School

No Progress Data Available

No Proficiency Data Available

No Scorable Data Available

Source:TELPAS data file 7/20/21

Campus Level Reports
Elementary Schools
TELPAS Performance
Spring 2021

Texas English Language Proficiency Assessment System (TELPAS)
2021 Assessment Report

Alcott Elementary School

Yearly Progress in TELPAS Composite Rating†

Grade	Cohort Size	Gained 1 Proficiency Level		Gained 2 Proficiency Levels		Gained 3 Proficiency Levels		Gained at Least 1 Proficiency Level	
	N	N	%	N	%	N	%	N	%
1	10	3	30	0	0	0	0	3	30
2	6	3	50	2	33	0	0	5	83
3	12	6	50	0	0	0	0	6	50
4	6	2	33	0	0	0	0	2	33
5	6	3	50	0	0	0	0	3	50
Total	40	17	43	2	5	0	0	19	48

* Less than 5 students tested

TELPAS Composite Rating

Grade	Number of Students	Beginning		Intermediate		Advanced		Advanced High		Average Composite Score
	N	N	%	N	%	N	%	N	%	
K	5	3	60	1	20	1	20	0	0	1.6
1	12	4	33	8	67	0	0	0	0	1.5
2	6	0	0	4	67	2	33	0	0	2.1
3	14	1	7	4	29	8	57	1	7	2.7
4	7	0	0	3	43	3	43	1	14	2.5
5	7	0	0	1	14	2	29	4	57	3.3
Total	51	8	16	21	41	16	31	6	12	2.3

TELPAS Individual Language Domains

	Listening								Speaking								Reading								Writing							
	Beginning		Intermediate		Advanced		Advanced High		Beginning		Intermediate		Advanced		Advanced High		Beginning		Intermediate		Advanced		Advanced High		Beginning		Intermediate		Advanced		Advanced High	
Grade	N	%	N	%	N	%	N	%	N	%	N	%	N	%	N	%	N	%	N	%	N	%	N	%	N	%	N	%	N	%	N	%
K	2	40	2	40	0	0	1	20	4	80	0	0	1	20	0	0	3	60	1	20	1	20	0	0	4	80	0	0	1	20	0	0
1	4	33	8	67	0	0	0	0	7	58	5	42	0	0	0	0	3	25	9	75	0	0	0	0	9	75	3	25	0	0	0	0
2	0	0	3	50	2	33	1	17	3	50	3	50	0	0	0	0	0	0	4	67	2	33	0	0	2	33	4	67	0	0	0	0
3	0	0	1	7	3	21	10	71	1	7	10	71	2	14	1	7	3	21	2	14	3	21	6	43	3	21	10	71	1	7	0	0
4	0	0	2	29	3	43	2	29	3	43	2	29	2	29	0	0	0	0	2	29	2	29	3	43	2	29	3	43	2	29	0	0
5	0	0	1	14	2	29	4	57	0	0	1	14	5	71	1	14	0	0	2	29	0	0	5	71	0	0	1	14	4	57	2	29
Total	6	12	17	33	10	20	18	35	18	35	21	41	10	20	2	4	9	18	20	39	8	16	14	27	20	39	21	41	8	16	2	4

* Less than 5 students tested

Source:TELPAS data file 7/20/21

Texas English Language Proficiency Assessment System (TELPAS)
2021 Assessment Report

Almeda Elementary School

Yearly Progress in TELPAS Composite Rating†

Grade	Cohort Size	Gained 1 Proficiency Level		Gained 2 Proficiency Levels		Gained 3 Proficiency Levels		Gained at Least 1 Proficiency Level	
	N	N	%	N	%	N	%	N	%
1	49	1	2	0	0	0	0	1	2
2	47	17	36	1	2	0	0	18	38
3	44	15	34	0	0	0	0	15	34
4	50	11	22	0	0	0	0	11	22
5	52	17	33	1	2	0	0	18	35
Total	242	61	25	2	1	0	0	63	26

* Less than 5 students tested

TELPAS Composite Rating

Grade	Number of Students	Beginning		Intermediate		Advanced		Advanced High		Average Composite Score
	N	N	%	N	%	N	%	N	%	
K	50	37	74	12	24	1	2	0	0	1.2
1	57	55	96	2	4	0	0	0	0	1.0
2	54	6	11	31	57	15	28	2	4	2.3
3	48	0	0	17	35	26	54	5	10	2.8
4	54	2	4	19	35	29	54	4	7	2.6
5	55	4	7	18	33	25	45	8	15	2.7
Total	318	104	33	99	31	96	30	19	6	2.1

TELPAS Individual Language Domains

	Listening								Speaking								Reading								Writing							
	Beginning		Intermediate		Advanced		Advanced High		Beginning		Intermediate		Advanced		Advanced High		Beginning		Intermediate		Advanced		Advanced High		Beginning		Intermediate		Advanced		Advanced High	
Grade	N	%	N	%	N	%	N	%	N	%	N	%	N	%	N	%	N	%	N	%	N	%	N	%	N	%	N	%	N	%	N	%
K	37	74	13	26	0	0	0	0	37	74	12	24	1	2	0	0	49	98	0	0	1	2	0	0	49	98	1	2	0	0	0	0
1	55	96	1	2	1	2	0	0	55	96	2	4	0	0	0	0	57	100	0	0	0	0	0	0	56	98	1	2	0	0	0	0
2	2	4	17	31	22	41	13	24	9	17	32	59	13	24	0	0	19	35	19	35	16	30	0	0	10	17	34	58	13	22	2	3
3	0	0	6	13	17	35	25	52	5	10	22	46	19	40	2	4	10	21	20	42	9	19	9	19	2	4	12	22	24	44	16	30
4	10	19	20	37	20	37	4	7	6	11	12	22	32	59	4	7	5	9	32	59	12	22	5	9	2	4	8	14	31	54	16	28
5	7	13	16	29	19	35	13	24	8	15	21	38	25	45	1	2	9	16	16	29	15	27	15	27	6	11	9	16	20	35	22	39
Total	111	35	73	23	79	25	55	17	120	38	101	32	90	28	7	2	149	47	87	27	53	17	29	9	125	37	65	19	88	26	56	17

* Less than 5 students tested

Source:TELPAS data file 7/20/21

Texas English Language Proficiency Assessment System (TELPAS)
2021 Assessment Report

Anderson Elementary School

Yearly Progress in TELPAS Composite Rating†

Grade	Cohort Size	Gained 1 Proficiency Level		Gained 2 Proficiency Levels		Gained 3 Proficiency Levels		Gained at Least 1 Proficiency Level	
	N	N	%	N	%	N	%	N	%
1	44	24	55	8	18	0	0	32	73
2	61	30	49	3	5	0	0	33	54
3	43	25	58	1	2	0	0	26	60
4	40	7	18	0	0	0	0	7	18
5	39	12	31	0	0	0	0	12	31
Total	227	98	43	12	5	0	0	110	48

* Less than 5 students tested

TELPAS Composite Rating

Grade	Number of Students	Beginning		Intermediate		Advanced		Advanced High		Average Composite Score
	N	N	%	N	%	N	%	N	%	
K	40	25	63	15	38	0	0	0	0	1.2
1	50	12	24	25	50	13	26	0	0	1.9
2	64	13	20	35	55	14	22	2	3	2.1
3	45	3	7	16	36	17	38	9	20	2.7
4	43	7	16	15	35	19	44	2	5	2.3
5	39	4	10	12	31	20	51	3	8	2.5
Total	281	64	23	118	42	83	30	16	6	2.1

TELPAS Individual Language Domains

	Listening								Speaking								Reading								Writing							
	Beginning		Intermediate		Advanced		Advanced High		Beginning		Intermediate		Advanced		Advanced High		Beginning		Intermediate		Advanced		Advanced High		Beginning		Intermediate		Advanced		Advanced High	
Grade	N	%	N	%	N	%	N	%	N	%	N	%	N	%	N	%	N	%	N	%	N	%	N	%	N	%	N	%	N	%	N	%
K	25	63	15	38	0	0	0	0	25	63	15	38	0	0	0	0	36	90	4	10	0	0	0	0	38	95	2	5	0	0	0	0
1	7	14	26	52	15	30	2	4	16	32	24	48	10	20	0	0	17	34	24	48	9	18	0	0	28	56	18	36	4	8	0	0
2	6	9	20	31	26	41	12	19	20	31	36	56	7	11	1	2	32	50	15	23	14	22	3	5	30	47	22	34	9	14	3	5
3	1	2	6	12	15	30	28	56	13	26	19	38	14	28	4	8	14	28	14	28	9	18	13	26	8	17	19	41	12	26	7	15
4	10	23	17	40	12	28	4	9	12	28	19	44	12	28	0	0	9	21	20	47	8	19	6	14	9	20	6	13	17	37	14	30
5	7	17	11	27	16	39	7	17	5	12	11	27	24	59	1	2	5	12	19	46	10	24	7	17	3	7	24	57	11	26	4	10
Total	56	19	95	33	84	29	53	18	91	32	124	43	67	23	6	2	113	39	96	33	50	17	29	10	116	40	91	32	53	18	28	10

* Less than 5 students tested

Source:TELPAS data file 7/20/21

Texas English Language Proficiency Assessment System (TELPAS)
2021 Assessment Report

Arabic Immersion Magnet School

Yearly Progress in TELPAS Composite Rating†

Grade	Cohort Size	Gained 1 Proficiency Level		Gained 2 Proficiency Levels		Gained 3 Proficiency Levels		Gained at Least 1 Proficiency Level	
	N	N	%	N	%	N	%	N	%
2	1	*	*	*	*	*	*	*	*
Total	1	*	*	*	*	*	*	*	*

TELPAS Composite Rating

Grade	Number of Students	Beginning		Intermediate		Advanced		Advanced High		Average Composite Score
	N	N	%	N	%	N	%	N	%	
K	25	0	0	8	32	9	36	8	32	2.9
1	23	0	0	0	0	7	30	16	70	3.7
2	13	0	0	2	15	10	77	1	8	2.8
3	8	0	0	6	75	1	13	1	13	2.4
4	10	0	0	2	20	5	50	3	30	3.0
5	7	0	0	1	14	3	43	3	43	3.0
Total	86	0	0	19	22	35	41	32	37	3.1

* Less than 5 students tested

TELPAS Individual Language Domains

	Listening								Speaking								Reading								Writing							
	Beginning		Intermediate		Advanced		Advanced High		Beginning		Intermediate		Advanced		Advanced High		Beginning		Intermediate		Advanced		Advanced High		Beginning		Intermediate		Advanced		Advanced High	
Grade	N	%	N	%	N	%	N	%	N	%	N	%	N	%	N	%	N	%	N	%	N	%	N	%	N	%	N	%	N	%	N	%
K	0	0	7	28	10	40	8	32	1	4	10	40	8	32	6	24	0	0	8	32	10	40	7	28	3	12	10	40	6	24	6	24
1	0	0	0	0	7	30	16	70	0	0	0	0	7	30	16	70	0	0	1	4	6	26	16	70	0	0	0	0	7	30	16	70
2	0	0	2	13	8	50	6	38	0	0	8	50	5	31	3	19	1	6	4	25	7	44	4	25	2	11	11	58	3	16	3	16
3	0	0	1	11	4	44	4	44	0	0	6	67	3	33	0	0	4	44	0	0	0	0	5	56	6	60	1	10	3	30	0	0
4	1	8	1	8	7	58	3	25	0	0	3	25	7	58	2	17	0	0	2	17	2	17	8	67	1	9	5	45	3	27	2	18
5	1	13	2	25	1	13	4	50	0	0	2	25	6	75	0	0	1	13	0	0	1	13	6	75	1	7	4	29	8	57	1	7
Total	2	2	13	14	37	40	41	44	1	1	29	31	36	39	27	29	6	6	15	16	26	28	46	49	13	13	31	30	30	29	28	27

* Less than 5 students tested

Source:TELPAS data file 7/20/21

Texas English Language Proficiency Assessment System (TELPAS)
2021 Assessment Report

Ashford Elementary School

Yearly Progress in TELPAS Composite Rating†

Grade	Cohort Size	Gained 1 Proficiency Level		Gained 2 Proficiency Levels		Gained 3 Proficiency Levels		Gained at Least 1 Proficiency Level	
	N	N	%	N	%	N	%	N	%
2	3	*	*	*	*	*	*	*	*
5	1	*	*	*	*	*	*	*	*
Total	4	*	*	*	*	*	*	*	*

TELPAS Composite Rating

Grade	Number of Students	Beginning		Intermediate		Advanced		Advanced High		Average Composite Score
	N	N	%	N	%	N	%	N	%	
K	17	5	29	10	59	2	12	0	0	1.9
1	19	0	0	10	53	7	37	2	11	2.4
2	32	4	13	12	38	14	44	2	6	2.4
3	20	2	10	6	30	10	50	2	10	2.7
4	17	1	6	6	35	8	47	2	12	2.7
5	17	0	0	2	12	12	71	3	18	2.9
Total	122	12	10	46	38	53	43	11	9	2.5

* Less than 5 students tested

TELPAS Individual Language Domains

	Listening								Speaking								Reading								Writing							
	Beginning		Intermediate		Advanced		Advanced High		Beginning		Intermediate		Advanced		Advanced High		Beginning		Intermediate		Advanced		Advanced High		Beginning		Intermediate		Advanced		Advanced High	
Grade	N	%	N	%	N	%	N	%	N	%	N	%	N	%	N	%	N	%	N	%	N	%	N	%	N	%	N	%	N	%	N	%
K	5	29	9	53	3	18	0	0	5	29	8	47	4	24	0	0	5	29	11	65	1	6	0	0	5	29	10	59	2	12	0	0
1	0	0	10	53	6	32	3	16	0	0	10	53	6	32	3	16	5	26	9	47	4	21	1	5	6	32	8	42	3	16	2	11
2	4	13	5	16	10	31	13	41	5	16	22	69	5	16	0	0	10	31	10	31	7	22	5	16	6	19	12	38	12	38	2	6
3	0	0	3	15	4	20	13	65	3	15	10	50	7	35	0	0	3	15	8	40	4	20	5	25	3	14	12	57	3	14	3	14
4	2	12	5	29	6	35	4	24	4	24	6	35	6	35	1	6	2	12	4	24	5	29	6	35	1	6	6	35	7	41	3	18
5	1	6	4	22	7	39	6	33	2	11	7	39	8	44	1	6	1	6	2	11	6	33	9	50	0	0	9	53	6	35	2	12
Total	12	10	36	29	36	29	39	32	19	15	63	51	36	29	5	4	26	21	44	36	27	22	26	21	21	17	57	46	33	27	12	10

* Less than 5 students tested

Source:TELPAS data file 7/20/21

Texas English Language Proficiency Assessment System (TELPAS)
2021 Assessment Report

Askew Elementary School

Yearly Progress in TELPAS Composite Rating†

Grade	Cohort Size	Gained 1 Proficiency Level		Gained 2 Proficiency Levels		Gained 3 Proficiency Levels		Gained at Least 1 Proficiency Level	
	N	N	%	N	%	N	%	N	%
1	11	4	36	2	18	1	9	7	64
2	8	1	13	0	0	0	0	1	13
3	2	*	*	*	*	*	*	*	*
Total	21	6	29	3	14	1	5	10	48

TELPAS Composite Rating

Grade	Number of Students	Beginning		Intermediate		Advanced		Advanced High		Average Composite Score
	N	N	%	N	%	N	%	N	%	
K	33	13	39	16	48	4	12	0	0	1.6
1	37	8	22	14	38	7	19	8	22	2.3
2	17	2	12	10	59	5	29	0	0	2.0
3	23	1	4	6	26	13	57	3	13	2.7
4	18	2	11	5	28	9	50	2	11	2.5
5	21	3	14	5	24	8	38	5	24	2.7
Total	149	29	19	56	38	46	31	18	12	2.3

* Less than 5 students tested

TELPAS Individual Language Domains

	Listening								Speaking								Reading								Writing							
	Beginning		Intermediate		Advanced		Advanced High		Beginning		Intermediate		Advanced		Advanced High		Beginning		Intermediate		Advanced		Advanced High		Beginning		Intermediate		Advanced		Advanced High	
Grade	N	%	N	%	N	%	N	%	N	%	N	%	N	%	N	%	N	%	N	%	N	%	N	%	N	%	N	%	N	%	N	%
K	9	27	17	52	7	21	0	0	13	39	14	42	6	18	0	0	26	79	0	0	6	18	1	3	29	88	0	0	4	12	0	0
1	7	19	15	41	5	14	10	27	8	22	15	41	7	19	7	19	14	38	7	19	9	24	7	19	18	49	8	22	6	16	5	14
2	1	6	6	35	8	47	2	12	4	24	9	53	4	24	0	0	8	47	6	35	3	18	0	0	8	31	12	46	3	12	3	12
3	0	0	5	22	6	26	12	52	4	17	9	39	9	39	1	4	3	13	7	30	2	9	11	48	6	16	17	45	15	39	0	0
4	4	20	7	35	7	35	2	10	2	10	4	20	13	65	1	5	3	16	6	32	6	32	4	21	2	9	10	45	9	41	1	5
5	6	29	4	19	10	48	1	5	3	14	1	5	13	62	4	19	5	23	6	27	6	27	5	23	3	11	6	21	6	21	13	46
Total	27	18	54	36	43	28	27	18	34	23	52	34	52	34	13	9	59	39	32	21	32	21	28	19	66	36	53	29	43	23	22	12

* Less than 5 students tested

Source:TELPAS data file 7/20/21

Texas English Language Proficiency Assessment System (TELPAS)
2021 Assessment Report

Atherton Elementary School

Yearly Progress in TELPAS Composite Rating†

Grade	Cohort Size	Gained 1 Proficiency Level		Gained 2 Proficiency Levels		Gained 3 Proficiency Levels		Gained at Least 1 Proficiency Level	
	N	N	%	N	%	N	%	N	%
2	1	*	*	*	*	*	*	*	*
Total	1	*	*	*	*	*	*	*	*

TELPAS Composite Rating

Grade	Number of Students	Beginning		Intermediate		Advanced		Advanced High		Average Composite Score
	N	N	%	N	%	N	%	N	%	
K	3	*	*	*	*	*	*	*	*	*
1	4	*	*	*	*	*	*	*	*	*
2	6	2	33	1	17	3	50	0	0	2.1
3	7	1	14	4	57	1	14	1	14	2.2
4	11	2	18	7	64	2	18	0	0	2.0
5	5	1	20	1	20	3	60	0	0	2.3
Total	36	10	28	15	42	10	28	1	3	2.0

* Less than 5 students tested

TELPAS Individual Language Domains

	Listening								Speaking								Reading								Writing							
	Beginning		Intermediate		Advanced		Advanced High		Beginning		Intermediate		Advanced		Advanced High		Beginning		Intermediate		Advanced		Advanced High		Beginning		Intermediate		Advanced		Advanced High	
Grade	N	%	N	%	N	%	N	%	N	%	N	%	N	%	N	%	N	%	N	%	N	%	N	%	N	%	N	%	N	%	N	%
K	*	*	*	*	*	*	*	*	*	*	*	*	*	*	*	*	*	*	*	*	*	*	*	*	*	*	*	*	*	*	*	*
1	*	*	*	*	*	*	*	*	*	*	*	*	*	*	*	*	*	*	*	*	*	*	*	*	*	*	*	*	*	*	*	*
2	2	33	0	0	3	50	1	17	2	33	4	67	0	0	0	0	2	33	3	50	1	17	0	0	2	33	2	33	1	17	1	17
3	1	14	2	29	2	29	2	29	3	43	2	29	1	14	1	14	4	57	2	29	0	0	1	14	1	14	4	57	2	29	0	0
4	3	27	6	55	2	18	0	0	5	45	3	27	3	27	0	0	2	18	8	73	1	9	0	0	1	9	6	55	3	27	1	9
5	2	40	2	40	1	20	0	0	1	20	1	20	3	60	0	0	1	20	2	40	1	20	1	20	0	0	2	40	3	60	0	0
Total	12	33	11	31	10	28	3	8	15	42	12	33	8	22	1	3	13	36	17	47	4	11	2	6	8	22	17	47	9	25	2	6

* Less than 5 students tested

Source:TELPAS data file 7/20/21

Texas English Language Proficiency Assessment System (TELPAS)
2021 Assessment Report

Barrick Elementary School

Yearly Progress in TELPAS Composite Rating†

Grade	Cohort Size	Gained 1 Proficiency Level		Gained 2 Proficiency Levels		Gained 3 Proficiency Levels		Gained at Least 1 Proficiency Level	
	N	N	%	N	%	N	%	N	%
1	4	*	*	*	*	*	*	*	*
2	5	3	60	0	0	0	0	3	60
3	1	*	*	*	*	*	*	*	*
4	1	*	*	*	*	*	*	*	*
5	1	*	*	*	*	*	*	*	*
Total	12	7	58	1	8	0	0	8	67

* Less than 5 students tested

TELPAS Composite Rating

Grade	Number of Students	Beginning		Intermediate		Advanced		Advanced High		Average Composite Score
	N	N	%	N	%	N	%	N	%	
K	38	17	45	20	53	0	0	1	3	1.6
1	48	20	42	21	44	7	15	0	0	1.6
2	46	1	2	32	70	12	26	1	2	2.3
3	52	7	13	27	52	17	33	1	2	2.3
4	64	8	13	18	28	25	39	13	20	2.6
5	54	0	0	11	20	21	39	22	41	3.1
Total	302	53	18	129	43	82	27	38	13	2.3

TELPAS Individual Language Domains

	Listening								Speaking								Reading								Writing							
	Beginning		Intermediate		Advanced		Advanced High		Beginning		Intermediate		Advanced		Advanced High		Beginning		Intermediate		Advanced		Advanced High		Beginning		Intermediate		Advanced		Advanced High	
Grade	N	%	N	%	N	%	N	%	N	%	N	%	N	%	N	%	N	%	N	%	N	%	N	%	N	%	N	%	N	%	N	%
K	9	24	20	53	7	18	2	5	17	45	16	42	3	8	2	5	35	92	1	3	1	3	1	3	32	84	5	13	1	3	0	0
1	13	27	27	56	8	17	0	0	20	42	20	42	8	17	0	0	29	60	16	33	3	6	0	0	34	71	12	25	2	4	0	0
2	0	0	16	35	13	28	17	37	5	11	35	76	6	13	0	0	17	37	16	35	10	22	3	7	17	36	20	43	6	13	4	9
3	1	2	10	19	21	40	21	40	12	23	32	60	8	15	1	2	22	42	18	35	8	15	4	8	11	20	30	56	11	20	2	4
4	12	18	15	23	26	40	12	18	10	15	18	28	31	48	6	9	6	9	22	34	11	17	25	39	12	18	21	31	22	33	12	18
5	3	5	12	22	22	40	18	33	6	11	14	25	30	55	5	9	2	4	14	25	14	25	25	45	3	5	6	11	17	31	29	53
Total	38	12	100	33	97	32	70	23	70	23	135	44	86	28	14	5	111	37	87	29	47	16	58	19	109	35	94	30	59	19	47	15

* Less than 5 students tested

Source:TELPAS data file 7/20/21

Texas English Language Proficiency Assessment System (TELPAS)
2021 Assessment Report

Bastian Elementary School

Yearly Progress in TELPAS Composite Rating†

Grade	Cohort Size	Gained 1 Proficiency Level		Gained 2 Proficiency Levels		Gained 3 Proficiency Levels		Gained at Least 1 Proficiency Level	
	N	N	%	N	%	N	%	N	%
1	17	11	65	0	0	0	0	11	65
2	26	10	38	0	0	0	0	10	38
3	23	8	35	0	0	0	0	8	35
4	19	5	26	0	0	0	0	5	26
5	20	6	30	0	0	0	0	6	30
Total	105	40	38	0	0	0	0	40	38

* Less than 5 students tested

TELPAS Composite Rating

Grade	Number of Students	Beginning		Intermediate		Advanced		Advanced High		Average Composite Score
	N	N	%	N	%	N	%	N	%	
K	23	16	70	6	26	1	4	0	0	1.2
1	21	4	19	16	76	1	5	0	0	1.6
2	27	4	15	19	70	4	15	0	0	2.0
3	26	2	8	18	69	5	19	1	4	2.2
4	21	0	0	8	38	11	52	2	10	2.5
5	21	0	0	6	29	13	62	2	10	2.7
Total	139	26	19	73	53	35	25	5	4	2.0

TELPAS Individual Language Domains

	Listening								Speaking								Reading								Writing							
	Beginning		Intermediate		Advanced		Advanced High		Beginning		Intermediate		Advanced		Advanced High		Beginning		Intermediate		Advanced		Advanced High		Beginning		Intermediate		Advanced		Advanced High	
Grade	N	%	N	%	N	%	N	%	N	%	N	%	N	%	N	%	N	%	N	%	N	%	N	%	N	%	N	%	N	%	N	%
K	16	70	6	26	1	4	0	0	16	70	6	26	1	4	0	0	22	96	1	4	0	0	0	0	22	96	1	4	0	0	0	0
1	2	10	16	76	3	14	0	0	4	19	14	67	3	14	0	0	13	62	7	33	1	5	0	0	20	95	1	5	0	0	0	0
2	1	4	8	29	16	57	3	11	6	21	16	57	6	21	0	0	16	57	8	29	3	11	1	4	15	54	13	46	0	0	0	0
3	0	0	8	31	9	35	9	35	8	31	12	46	5	19	1	4	10	38	11	42	3	12	2	8	12	44	6	22	5	19	4	15
4	4	17	5	22	12	52	2	9	1	4	12	52	9	39	1	4	4	18	9	41	3	14	6	27	4	17	9	39	8	35	2	9
5	2	9	8	36	9	41	3	14	1	5	8	36	13	59	0	0	1	5	8	36	8	36	5	23	0	0	4	19	15	71	2	10
Total	25	17	51	36	50	35	17	12	36	25	68	48	37	26	2	1	66	46	44	31	18	13	14	10	73	51	34	24	28	20	8	6

* Less than 5 students tested

Source:TELPAS data file 7/20/21

Texas English Language Proficiency Assessment System (TELPAS)
2021 Assessment Report

Bell Elementary School

Yearly Progress in TELPAS Composite Rating†

Grade	Cohort Size	Gained 1 Proficiency Level		Gained 2 Proficiency Levels		Gained 3 Proficiency Levels		Gained at Least 1 Proficiency Level	
	N	N	%	N	%	N	%	N	%
1	34	15	44	5	15	0	0	20	59
2	37	8	22	0	0	0	0	8	22
3	19	4	21	1	5	0	0	5	26
4	16	4	25	0	0	0	0	4	25
5	11	6	55	1	9	0	0	7	64
Total	117	37	32	7	6	0	0	44	38

TELPAS Composite Rating

Grade	Number of Students	Beginning		Intermediate		Advanced		Advanced High		Average Composite Score
	N	N	%	N	%	N	%	N	%	
K	42	28	67	11	26	2	5	1	2	1.3
1	49	15	31	23	47	11	22	0	0	1.8
2	43	12	28	26	60	5	12	0	0	1.9
3	43	11	26	15	35	14	33	3	7	2.3
4	35	8	23	15	43	8	23	4	11	2.2
5	51	3	6	22	43	17	33	9	18	2.6
Total	263	77	29	112	43	57	22	17	6	2.0

* Less than 5 students tested

TELPAS Individual Language Domains

	Listening								Speaking								Reading								Writing							
	Beginning		Intermediate		Advanced		Advanced High		Beginning		Intermediate		Advanced		Advanced High		Beginning		Intermediate		Advanced		Advanced High		Beginning		Intermediate		Advanced		Advanced High	
Grade	N	%	N	%	N	%	N	%	N	%	N	%	N	%	N	%	N	%	N	%	N	%	N	%	N	%	N	%	N	%	N	%
K	23	55	16	38	2	5	1	2	28	67	10	24	3	7	1	2	38	90	1	2	3	7	0	0	38	90	2	5	2	5	0	0
1	14	29	18	37	15	31	2	4	15	31	21	43	12	24	1	2	28	57	13	27	6	12	2	4	33	69	12	25	3	6	0	0
2	6	14	19	44	13	30	5	12	23	53	17	40	3	7	0	0	23	52	15	34	5	11	1	2	22	42	24	46	5	10	1	2
3	4	9	9	21	12	28	18	42	18	42	9	21	11	26	5	12	20	47	9	21	10	23	4	9	15	33	11	24	12	27	7	16
4	13	37	10	29	8	23	4	11	9	26	11	31	13	37	2	6	9	25	19	53	4	11	4	11	11	28	14	35	9	23	6	15
5	11	21	17	33	16	31	8	15	13	25	13	25	26	50	0	0	5	9	24	45	11	21	13	25	6	10	14	24	13	22	26	44
Total	71	27	89	34	66	25	38	14	106	40	81	31	68	26	9	3	123	46	81	30	39	15	24	9	125	44	77	27	44	15	40	14

* Less than 5 students tested

Source:TELPAS data file 7/20/21

Texas English Language Proficiency Assessment System (TELPAS)
2021 Assessment Report

Benavídez Elementary School

Yearly Progress in TELPAS Composite Rating†

Grade	Cohort Size	Gained 1 Proficiency Level		Gained 2 Proficiency Levels		Gained 3 Proficiency Levels		Gained at Least 1 Proficiency Level	
	N	N	%	N	%	N	%	N	%
1	107	56	52	6	6	0	0	62	58
2	88	19	22	0	0	0	0	19	22
3	6	1	17	0	0	0	0	1	17
4	2	*	*	*	*	*	*	*	*
5	3	*	*	*	*	*	*	*	*
Total	206	77	37	6	3	0	0	83	40

* Less than 5 students tested

TELPAS Composite Rating

Grade	Number of Students	Beginning		Intermediate		Advanced		Advanced High		Average Composite Score
	N	N	%	N	%	N	%	N	%	
K	118	106	90	10	8	2	2	0	0	1.1
1	116	44	38	60	52	7	6	5	4	1.7
2	121	42	35	56	46	20	17	3	2	1.8
3	111	16	14	71	64	19	17	5	5	2.0
4	96	26	27	43	45	27	28	0	0	2.0
5	89	17	19	48	54	17	19	7	8	2.1
Total	651	251	39	288	44	92	14	20	3	1.8

TELPAS Individual Language Domains

	Listening								Speaking								Reading								Writing							
	Beginning		Intermediate		Advanced		Advanced High		Beginning		Intermediate		Advanced		Advanced High		Beginning		Intermediate		Advanced		Advanced High		Beginning		Intermediate		Advanced		Advanced High	
Grade	N	%	N	%	N	%	N	%	N	%	N	%	N	%	N	%	N	%	N	%	N	%	N	%	N	%	N	%	N	%	N	%
K	105	89	11	9	2	2	0	0	106	90	10	8	2	2	0	0	114	97	2	2	2	2	0	0	114	97	2	2	2	2	0	0
1	18	16	79	68	14	12	5	4	45	39	57	49	10	9	4	3	77	66	30	26	5	4	4	3	90	78	18	16	4	3	4	3
2	21	17	55	44	30	24	20	16	51	40	62	49	11	9	2	2	75	60	30	24	12	10	8	6	83	66	26	21	15	12	2	2
3	8	7	55	45	36	29	24	20	36	29	61	50	25	20	1	1	71	59	32	27	8	7	9	8	50	39	55	43	18	14	6	5
4	41	40	37	36	23	22	2	2	35	34	29	28	38	37	1	1	31	31	51	52	16	16	1	1	31	26	43	36	35	29	10	8
5	32	35	27	30	26	29	6	7	33	36	27	30	30	33	1	1	23	25	45	49	12	13	12	13	25	25	29	29	37	37	8	8
Total	225	33	264	39	131	19	57	8	306	45	246	36	116	17	9	1	391	58	190	28	55	8	34	5	393	56	173	24	111	16	30	4

* Less than 5 students tested

Source:TELPAS data file 7/20/21

Texas English Language Proficiency Assessment System (TELPAS)
2021 Assessment Report

Benbrook Elementary School

Yearly Progress in TELPAS Composite Rating†

Grade	Cohort Size	Gained 1 Proficiency Level		Gained 2 Proficiency Levels		Gained 3 Proficiency Levels		Gained at Least 1 Proficiency Level	
	N	N	%	N	%	N	%	N	%
1	1	*	*	*	*	*	*	*	*
2	1	*	*	*	*	*	*	*	*
3	1	*	*	*	*	*	*	*	*
4	2	*	*	*	*	*	*	*	*
5	6	3	50	1	17	0	0	4	67
Total	11	3	27	2	18	0	0	5	45

* Less than 5 students tested

TELPAS Composite Rating

Grade	Number of Students	Beginning		Intermediate		Advanced		Advanced High		Average Composite Score
	N	N	%	N	%	N	%	N	%	
K	43	42	98	1	2	0	0	0	0	1.0
1	35	19	54	8	23	8	23	0	0	1.7
2	48	8	17	27	56	10	21	3	6	2.3
3	39	1	3	8	21	20	51	10	26	3.0
4	54	5	9	16	30	27	50	6	11	2.6
5	51	3	6	13	25	19	37	16	31	2.8
Total	270	78	29	73	27	84	31	35	13	2.3

TELPAS Individual Language Domains

	Listening								Speaking								Reading								Writing							
	Beginning		Intermediate		Advanced		Advanced High		Beginning		Intermediate		Advanced		Advanced High		Beginning		Intermediate		Advanced		Advanced High		Beginning		Intermediate		Advanced		Advanced High	
Grade	N	%	N	%	N	%	N	%	N	%	N	%	N	%	N	%	N	%	N	%	N	%	N	%	N	%	N	%	N	%	N	%
K	42	98	1	2	0	0	0	0	42	98	1	2	0	0	0	0	43	100	0	0	0	0	0	0	43	100	0	0	0	0	0	0
1	19	54	8	23	7	20	1	3	19	54	8	23	7	20	1	3	19	54	9	26	7	20	0	0	20	57	8	23	7	20	0	0
2	4	8	12	25	18	38	14	29	14	29	25	52	7	15	2	4	24	49	12	24	8	16	5	10	16	32	16	32	10	20	8	16
3	1	3	4	10	7	18	27	69	1	3	17	44	16	41	5	13	6	15	14	36	4	10	15	38	2	5	8	21	19	49	10	26
4	11	20	11	20	18	33	14	26	11	20	30	56	11	20	2	4	7	13	18	33	8	15	21	39	4	7	14	25	25	44	14	25
5	9	18	10	20	17	33	15	29	7	14	12	24	21	41	11	22	8	16	16	31	11	22	16	31	2	4	12	24	17	33	20	39
Total	86	32	46	17	67	25	71	26	94	35	93	34	62	23	21	8	107	39	69	25	38	14	57	21	87	32	58	21	78	28	52	19

* Less than 5 students tested

Source:TELPAS data file 7/20/21

Texas English Language Proficiency Assessment System (TELPAS)
2021 Assessment Report

Berry Elementary School

Yearly Progress in TELPAS Composite Rating†

Grade	Cohort Size	Gained 1 Proficiency Level		Gained 2 Proficiency Levels		Gained 3 Proficiency Levels		Gained at Least 1 Proficiency Level	
	N	N	%	N	%	N	%	N	%
1	22	7	32	3	14	0	0	10	45
2	3	*	*	*	*	*	*	*	*
3	27	5	19	0	0	0	0	5	19
4	37	15	41	0	0	0	0	15	41
5	5	0	0	0	0	0	0	0	0
Total	94	28	30	3	3	0	0	31	33

* Less than 5 students tested

TELPAS Composite Rating

Grade	Number of Students	Beginning		Intermediate		Advanced		Advanced High		Average Composite Score
	N	N	%	N	%	N	%	N	%	
K	53	49	92	2	4	1	2	1	2	1.1
1	69	31	45	28	41	9	13	1	1	1.6
2	56	5	9	22	39	29	52	0	0	2.4
3	75	3	4	35	47	32	43	5	7	2.6
4	49	2	4	11	22	20	41	16	33	2.9
5	55	1	2	28	51	24	44	2	4	2.5
Total	357	91	25	126	35	115	32	25	7	2.2

TELPAS Individual Language Domains

	Listening								Speaking								Reading								Writing							
	Beginning		Intermediate		Advanced		Advanced High		Beginning		Intermediate		Advanced		Advanced High		Beginning		Intermediate		Advanced		Advanced High		Beginning		Intermediate		Advanced		Advanced High	
Grade	N	%	N	%	N	%	N	%	N	%	N	%	N	%	N	%	N	%	N	%	N	%	N	%	N	%	N	%	N	%	N	%
K	49	92	1	2	2	4	1	2	47	89	3	6	2	4	1	2	51	96	0	0	2	4	0	0	51	96	0	0	2	4	0	0
1	18	26	39	57	9	13	3	4	34	49	24	35	8	12	3	4	49	71	14	20	5	7	1	1	46	67	19	28	3	4	1	1
2	0	0	15	27	17	30	24	43	11	20	38	68	7	13	0	0	14	25	18	32	14	25	10	18	16	28	26	45	10	17	6	10
3	1	1	8	11	28	37	39	51	9	12	56	74	10	13	1	1	21	28	23	30	18	24	14	18	13	17	27	36	22	29	13	17
4	5	9	13	24	21	39	15	28	7	13	17	31	30	56	0	0	7	13	17	31	7	13	23	43	1	2	12	24	12	24	25	50
5	10	17	18	31	24	41	6	10	16	28	26	45	16	28	0	0	3	5	30	52	9	16	16	28	2	3	12	21	33	57	11	19
Total	83	23	94	26	101	28	88	24	124	34	164	45	73	20	5	1	145	40	102	28	55	15	64	17	129	36	96	26	82	23	56	15

* Less than 5 students tested

Source:TELPAS data file 7/20/21

Texas English Language Proficiency Assessment System (TELPAS)
2021 Assessment Report

Blackshear Elementary School

Yearly Progress in TELPAS Composite Rating†

Grade	Cohort Size	Gained 1 Proficiency Level		Gained 2 Proficiency Levels		Gained 3 Proficiency Levels		Gained at Least 1 Proficiency Level	
	N	N	%	N	%	N	%	N	%
1	1	*	*	*	*	*	*	*	*
Total	1	*	*	*	*	*	*	*	*

TELPAS Composite Rating

Grade	Number of Students	Beginning		Intermediate		Advanced		Advanced High		Average Composite Score
	N	N	%	N	%	N	%	N	%	
K	1	*	*	*	*	*	*	*	*	*
1	3	*	*	*	*	*	*	*	*	*
2	5	0	0	3	60	2	40	0	0	2.5
3	3	*	*	*	*	*	*	*	*	*
4	3	*	*	*	*	*	*	*	*	*
5	6	0	0	0	0	5	83	1	17	3.2
Total	21	0	0	8	38	12	57	1	5	2.7

* Less than 5 students tested

TELPAS Individual Language Domains

	Listening								Speaking								Reading								Writing							
	Beginning		Intermediate		Advanced		Advanced High		Beginning		Intermediate		Advanced		Advanced High		Beginning		Intermediate		Advanced		Advanced High		Beginning		Intermediate		Advanced		Advanced High	
Grade	N	%	N	%	N	%	N	%	N	%	N	%	N	%	N	%	N	%	N	%	N	%	N	%	N	%	N	%	N	%	N	%
K	*	*	*	*	*	*	*	*	*	*	*	*	*	*	*	*	*	*	*	*	*	*	*	*	*	*	*	*	*	*	*	*
1	*	*	*	*	*	*	*	*	*	*	*	*	*	*	*	*	*	*	*	*	*	*	*	*	*	*	*	*	*	*	*	*
2	0	0	0	0	4	80	1	20	0	0	5	100	0	0	0	0	1	20	2	40	2	40	0	0	1	20	2	40	0	0	2	40
3	*	*	*	*	*	*	*	*	*	*	*	*	*	*	*	*	*	*	*	*	*	*	*	*	*	*	*	*	*	*	*	*
4	*	*	*	*	*	*	*	*	*	*	*	*	*	*	*	*	*	*	*	*	*	*	*	*	*	*	*	*	*	*	*	*
5	0	0	0	0	4	67	2	33	0	0	3	50	3	50	0	0	0	0	1	17	2	33	3	50	0	0	0	0	4	67	2	33
Total	0	0	4	19	12	57	5	24	0	0	15	71	6	29	0	0	3	14	7	33	6	29	5	24	4	19	5	24	8	38	4	19

* Less than 5 students tested

Source:TELPAS data file 7/20/21

Texas English Language Proficiency Assessment System (TELPAS)
2021 Assessment Report

Bonham Elementary School

Yearly Progress in TELPAS Composite Rating†

Grade	Cohort Size	Gained 1 Proficiency Level		Gained 2 Proficiency Levels		Gained 3 Proficiency Levels		Gained at Least 1 Proficiency Level	
	N	N	%	N	%	N	%	N	%
1	83	48	58	11	13	0	0	59	71
2	92	32	35	6	7	0	0	38	41
3	79	46	58	3	4	0	0	49	62
4	71	19	27	4	6	0	0	23	32
5	80	35	44	0	0	0	0	35	44
Total	405	180	44	24	6	0	0	204	50

* Less than 5 students tested

TELPAS Composite Rating

Grade	Number of Students	Beginning		Intermediate		Advanced		Advanced High		Average Composite Score
	N	N	%	N	%	N	%	N	%	
K	94	73	78	19	20	2	2	0	0	1.2
1	92	21	23	58	63	12	13	1	1	1.8
2	104	25	24	47	45	30	29	2	2	2.1
3	100	12	12	28	28	41	41	19	19	2.6
4	78	7	9	29	37	28	36	14	18	2.6
5	90	8	9	26	29	34	38	22	24	2.7
Total	558	146	26	207	37	147	26	58	10	2.2

TELPAS Individual Language Domains

	Listening								Speaking								Reading								Writing							
	Beginning		Intermediate		Advanced		Advanced High		Beginning		Intermediate		Advanced		Advanced High		Beginning		Intermediate		Advanced		Advanced High		Beginning		Intermediate		Advanced		Advanced High	
Grade	N	%	N	%	N	%	N	%	N	%	N	%	N	%	N	%	N	%	N	%	N	%	N	%	N	%	N	%	N	%	N	%
K	72	77	17	18	5	5	0	0	72	77	18	19	4	4	0	0	88	94	4	4	2	2	0	0	88	94	4	4	2	2	0	0
1	12	13	49	53	26	28	5	5	24	26	54	59	11	12	3	3	51	55	31	34	8	9	2	2	54	59	35	38	3	3	0	0
2	16	15	39	37	32	30	18	17	35	33	52	50	15	14	3	3	48	46	32	30	17	16	8	8	35	33	44	42	22	21	4	4
3	10	10	16	16	31	30	45	44	16	16	51	50	27	26	8	8	28	27	32	31	21	21	21	21	21	21	20	20	32	31	29	28
4	21	25	24	29	19	23	19	23	13	16	30	36	30	36	10	12	10	12	37	45	15	18	21	25	14	18	14	18	25	32	25	32
5	23	25	22	24	30	33	17	18	16	17	24	26	41	45	11	12	11	12	38	41	15	16	28	30	10	11	12	13	25	28	43	48
Total	154	27	167	29	143	25	104	18	176	31	229	40	128	23	35	6	236	42	174	31	78	14	80	14	222	40	129	23	109	19	101	18

* Less than 5 students tested

Source:TELPAS data file 7/20/21

Texas English Language Proficiency Assessment System (TELPAS)
2021 Assessment Report

Bonner Elementary School

Yearly Progress in TELPAS Composite Rating†

Grade	Cohort Size	Gained 1 Proficiency Level		Gained 2 Proficiency Levels		Gained 3 Proficiency Levels		Gained at Least 1 Proficiency Level	
	N	N	%	N	%	N	%	N	%
1	58	14	24	0	0	1	2	15	26
2	58	29	50	1	2	0	0	30	52
3	59	10	17	1	2	0	0	11	19
4	87	17	20	0	0	0	0	17	20
5	66	20	30	2	3	0	0	22	33
Total	328	90	27	4	1	1	0	95	29

* Less than 5 students tested

TELPAS Composite Rating

Grade	Number of Students	Beginning		Intermediate		Advanced		Advanced High		Average Composite Score
	N	N	%	N	%	N	%	N	%	
K	40	24	60	16	40	0	0	0	0	1.3
1	62	32	52	27	44	2	3	1	2	1.4
2	63	9	14	37	59	16	25	1	2	2.1
3	69	9	13	36	52	22	32	2	3	2.2
4	90	11	12	39	43	32	36	8	9	2.4
5	67	5	7	24	36	23	34	15	22	2.8
Total	391	90	23	179	46	95	24	27	7	2.1

TELPAS Individual Language Domains

	Listening								Speaking								Reading								Writing							
	Beginning		Intermediate		Advanced		Advanced High		Beginning		Intermediate		Advanced		Advanced High		Beginning		Intermediate		Advanced		Advanced High		Beginning		Intermediate		Advanced		Advanced High	
Grade	N	%	N	%	N	%	N	%	N	%	N	%	N	%	N	%	N	%	N	%	N	%	N	%	N	%	N	%	N	%	N	%
K	22	55	18	45	0	0	0	0	24	60	16	40	0	0	0	0	35	88	5	13	0	0	0	0	37	93	3	8	0	0	0	0
1	32	52	27	44	2	3	1	2	32	52	27	44	2	3	1	2	46	74	13	21	2	3	1	2	50	81	9	15	2	3	1	2
2	6	10	19	30	28	44	10	16	20	32	35	56	8	13	0	0	23	37	26	41	11	17	3	5	16	25	39	62	8	13	0	0
3	3	4	23	33	23	33	21	30	12	17	49	70	7	10	2	3	33	47	22	31	9	13	6	9	25	36	27	39	10	14	7	10
4	24	26	33	36	28	31	6	7	25	27	30	33	35	38	1	1	12	13	48	53	15	16	16	18	13	14	24	26	37	41	17	19
5	11	16	13	19	19	28	25	37	13	19	23	34	28	41	4	6	6	9	20	29	11	16	31	46	8	12	18	27	18	27	23	34
Total	98	25	133	34	100	25	63	16	126	32	180	46	80	20	8	2	155	39	134	34	48	12	57	14	149	38	120	31	75	19	48	12

* Less than 5 students tested

Source:TELPAS data file 7/20/21

Texas English Language Proficiency Assessment System (TELPAS)
2021 Assessment Report

Braeburn Elementary School

Yearly Progress in TELPAS Composite Rating†

Grade	Cohort Size	Gained 1 Proficiency Level		Gained 2 Proficiency Levels		Gained 3 Proficiency Levels		Gained at Least 1 Proficiency Level	
	N	N	%	N	%	N	%	N	%
1	85	19	22	0	0	0	0	19	22
2	61	22	36	0	0	0	0	22	36
3	59	15	25	1	2	0	0	16	27
4	58	9	16	0	0	0	0	9	16
5	53	19	36	0	0	0	0	19	36
Total	316	84	27	1	0	0	0	85	27

* Less than 5 students tested

TELPAS Composite Rating

Grade	Number of Students	Beginning		Intermediate		Advanced		Advanced High		Average Composite Score
	N	N	%	N	%	N	%	N	%	
K	96	80	83	15	16	1	1	0	0	1.1
1	105	69	66	36	34	0	0	0	0	1.3
2	77	16	21	52	68	9	12	0	0	1.9
3	73	7	10	36	49	26	36	4	5	2.5
4	65	7	11	28	43	24	37	6	9	2.4
5	65	8	12	10	15	31	48	16	25	2.9
Total	481	187	39	177	37	91	19	26	5	1.9

TELPAS Individual Language Domains

	Listening								Speaking								Reading								Writing							
	Beginning		Intermediate		Advanced		Advanced High		Beginning		Intermediate		Advanced		Advanced High		Beginning		Intermediate		Advanced		Advanced High		Beginning		Intermediate		Advanced		Advanced High	
Grade	N	%	N	%	N	%	N	%	N	%	N	%	N	%	N	%	N	%	N	%	N	%	N	%	N	%	N	%	N	%	N	%
K	77	80	17	18	2	2	0	0	78	81	16	17	2	2	0	0	89	93	6	6	1	1	0	0	92	96	3	3	1	1	0	0
1	62	59	42	40	1	1	0	0	69	66	34	32	2	2	0	0	84	80	21	20	0	0	0	0	89	85	15	14	1	1	0	0
2	4	5	35	42	24	29	20	24	24	29	53	64	5	6	1	1	44	53	29	35	9	11	1	1	39	48	36	44	6	7	1	1
3	3	4	16	21	23	31	33	44	16	21	48	64	10	13	1	1	34	45	22	29	4	5	15	20	15	19	21	27	23	29	19	24
4	17	20	34	40	27	32	7	8	20	24	32	38	31	36	2	2	16	19	41	48	17	20	11	13	8	12	29	44	16	24	13	20
5	12	17	9	13	28	40	21	30	9	13	32	46	24	34	5	7	10	14	13	19	17	24	30	43	9	14	8	12	15	23	34	52
Total	175	34	153	30	105	20	81	16	216	42	215	42	74	14	9	2	277	54	132	26	48	9	57	11	252	51	112	23	62	13	67	14

* Less than 5 students tested

Source:TELPAS data file 7/20/21

Texas English Language Proficiency Assessment System (TELPAS)
2021 Assessment Report

Briargrove Elementary School

Yearly Progress in TELPAS Composite Rating†

Grade	Cohort Size	Gained 1 Proficiency Level		Gained 2 Proficiency Levels		Gained 3 Proficiency Levels		Gained at Least 1 Proficiency Level	
	N	N	%	N	%	N	%	N	%
1	34	21	62	4	12	0	0	25	74
2	13	2	15	0	0	0	0	2	15
Total	47	23	49	4	9	0	0	27	57

TELPAS Composite Rating

Grade	Number of Students	Beginning		Intermediate		Advanced		Advanced High		Average Composite Score
	N	N	%	N	%	N	%	N	%	
K	39	13	33	15	38	10	26	1	3	1.9
1	39	3	8	8	21	16	41	12	31	2.8
2	16	1	6	7	44	6	38	2	13	2.7
3	12	0	0	2	17	6	50	4	33	3.2
4	11	0	0	2	18	4	36	5	45	3.1
5	11	0	0	1	9	6	55	4	36	3.3
Total	128	17	13	35	27	48	38	28	22	2.6

* Less than 5 students tested

TELPAS Individual Language Domains

	Listening								Speaking								Reading								Writing							
	Beginning		Intermediate		Advanced		Advanced High		Beginning		Intermediate		Advanced		Advanced High		Beginning		Intermediate		Advanced		Advanced High		Beginning		Intermediate		Advanced		Advanced High	
Grade	N	%	N	%	N	%	N	%	N	%	N	%	N	%	N	%	N	%	N	%	N	%	N	%	N	%	N	%	N	%	N	%
K	12	31	15	38	11	28	1	3	12	31	15	38	11	28	1	3	17	44	12	31	9	23	1	3	19	49	13	33	5	13	2	5
1	3	8	6	15	17	44	13	33	4	10	10	26	14	36	11	28	4	10	11	28	13	33	11	28	9	23	12	31	8	21	10	26
2	0	0	2	9	8	36	12	55	3	14	15	68	4	18	0	0	4	22	6	33	4	22	4	22	5	14	11	31	12	33	8	22
3	0	0	1	6	2	11	15	83	0	0	9	50	8	44	1	6	1	7	3	21	1	7	9	64	0	0	12	43	13	46	3	11
4	1	8	2	17	2	17	7	58	0	0	2	17	8	67	2	17	1	8	2	17	2	17	7	58	0	0	11	32	17	50	6	18
5	2	13	2	13	6	40	5	33	1	7	1	7	9	60	4	27	0	0	1	8	4	33	7	58	2	8	8	31	11	42	5	19
Total	18	12	28	19	46	32	53	37	20	14	52	36	54	37	19	13	27	20	35	26	33	25	39	29	35	17	67	33	66	33	34	17

* Less than 5 students tested

Source:TELPAS data file 7/20/21

Texas English Language Proficiency Assessment System (TELPAS)
2021 Assessment Report

Briscoe Elementary School

Yearly Progress in TELPAS Composite Rating†

Grade	Cohort Size	Gained 1 Proficiency Level		Gained 2 Proficiency Levels		Gained 3 Proficiency Levels		Gained at Least 1 Proficiency Level	
	N	N	%	N	%	N	%	N	%
1	15	4	27	0	0	0	0	4	27
2	25	10	40	2	8	0	0	12	48
3	13	4	31	0	0	0	0	4	31
4	20	4	20	0	0	0	0	4	20
5	11	2	18	0	0	0	0	2	18
Total	84	24	29	2	2	0	0	26	31

TELPAS Composite Rating

Grade	Number of Students	Beginning		Intermediate		Advanced		Advanced High		Average Composite Score
	N	N	%	N	%	N	%	N	%	
K	14	2	14	5	36	5	36	2	14	2.3
1	16	4	25	9	56	2	13	1	6	1.7
2	26	0	0	13	50	13	50	0	0	2.6
3	14	1	7	2	14	10	71	1	7	2.9
4	21	0	0	8	38	10	48	3	14	2.7
5	12	1	8	5	42	6	50	0	0	2.6
7	1	*	*	*	*	*	*	*	*	*
Total	104	8	8	42	40	47	45	7	7	2.5

* Less than 5 students tested

TELPAS Individual Language Domains

	Listening								Speaking								Reading								Writing							
	Beginning		Intermediate		Advanced		Advanced High		Beginning		Intermediate		Advanced		Advanced High		Beginning		Intermediate		Advanced		Advanced High		Beginning		Intermediate		Advanced		Advanced High	
Grade	N	%	N	%	N	%	N	%	N	%	N	%	N	%	N	%	N	%	N	%	N	%	N	%	N	%	N	%	N	%	N	%
K	3	21	4	29	5	36	2	14	3	21	4	29	5	36	2	14	4	29	4	29	5	36	1	7	4	29	6	43	3	21	1	7
1	3	19	9	56	3	19	1	6	4	25	7	44	4	25	1	6	12	75	3	19	0	0	1	6	12	75	3	19	1	6	0	0
2	0	0	4	15	13	50	9	35	6	23	17	65	2	8	1	4	2	8	13	50	10	38	1	4	2	8	9	35	12	46	3	12
3	0	0	1	7	4	29	9	64	1	7	8	57	4	29	1	7	2	14	4	29	2	14	6	43	2	14	2	14	7	50	3	21
4	1	5	6	29	9	43	5	24	2	10	9	43	9	43	1	5	1	5	8	38	7	33	5	24	0	0	10	48	6	29	5	24
5	2	17	2	17	5	42	3	25	6	50	2	17	4	33	0	0	1	8	2	17	5	42	4	33	1	8	3	25	6	50	2	17
7	*	*	*	*	*	*	*	*	*	*	*	*	*	*	*	*	*	*	*	*	*	*	*	*	*	*	*	*	*	*	*	*
Total	9	9	27	26	39	38	29	28	22	21	47	45	29	28	6	6	22	21	35	34	29	28	18	17	21	20	33	32	36	35	14	13

* Less than 5 students tested

Source:TELPAS data file 7/20/21

Texas English Language Proficiency Assessment System (TELPAS)
2021 Assessment Report

Brookline Elementary School

Yearly Progress in TELPAS Composite Rating†

Grade	Cohort Size	Gained 1 Proficiency Level		Gained 2 Proficiency Levels		Gained 3 Proficiency Levels		Gained at Least 1 Proficiency Level	
	N	N	%	N	%	N	%	N	%
1	6	2	33	1	17	1	17	4	67
2	8	0	0	0	0	0	0	0	0
3	13	2	15	1	8	0	0	3	23
4	28	6	21	0	0	0	0	6	21
5	33	6	18	1	3	0	0	7	21
Total	88	16	18	3	3	1	1	20	23

* Less than 5 students tested

TELPAS Composite Rating

Grade	Number of Students	Beginning		Intermediate		Advanced		Advanced High		Average Composite Score
	N	N	%	N	%	N	%	N	%	
K	70	68	97	2	3	0	0	0	0	1.0
1	98	53	54	36	37	8	8	1	1	1.5
2	76	19	25	31	41	26	34	0	0	2.1
3	65	11	17	21	32	22	34	11	17	2.5
4	50	6	12	16	32	22	44	6	12	2.6
5	62	5	8	12	19	42	68	3	5	2.8
Total	421	162	38	118	28	120	29	21	5	2.0

TELPAS Individual Language Domains

	Listening								Speaking								Reading								Writing							
	Beginning		Intermediate		Advanced		Advanced High		Beginning		Intermediate		Advanced		Advanced High		Beginning		Intermediate		Advanced		Advanced High		Beginning		Intermediate		Advanced		Advanced High	
Grade	N	%	N	%	N	%	N	%	N	%	N	%	N	%	N	%	N	%	N	%	N	%	N	%	N	%	N	%	N	%	N	%
K	68	97	1	1	0	0	1	1	68	97	1	1	0	0	1	1	70	100	0	0	0	0	0	0	70	100	0	0	0	0	0	0
1	51	52	26	27	16	16	5	5	53	54	25	26	16	16	4	4	71	72	16	16	11	11	0	0	79	81	10	10	9	9	0	0
2	11	14	20	26	37	48	9	12	24	31	47	61	6	8	0	0	36	47	24	32	12	16	4	5	27	29	39	41	27	29	1	1
3	4	6	18	27	9	14	35	53	21	32	26	39	18	27	1	2	21	32	18	28	5	8	21	32	16	21	22	29	24	31	15	19
4	9	18	13	26	19	38	9	18	12	24	16	32	17	34	5	10	6	12	19	38	11	22	14	28	5	8	17	28	25	41	14	23
5	8	13	10	16	24	38	21	33	14	22	32	51	16	25	1	2	3	5	12	19	18	29	30	48	7	11	11	17	28	44	17	27
Total	151	36	88	21	105	25	80	19	192	45	147	35	73	17	12	3	207	49	89	21	57	14	69	16	204	44	99	21	113	24	47	10

* Less than 5 students tested

Source:TELPAS data file 7/20/21

Texas English Language Proficiency Assessment System (TELPAS)
2021 Assessment Report

Browning Elementary School

Yearly Progress in TELPAS Composite Rating†

Grade	Cohort Size	Gained 1 Proficiency Level		Gained 2 Proficiency Levels		Gained 3 Proficiency Levels		Gained at Least 1 Proficiency Level	
	N	N	%	N	%	N	%	N	%
1	32	12	38	3	9	0	0	15	47
2	33	12	36	2	6	0	0	14	42
4	3	*	*	*	*	*	*	*	*
Total	68	24	35	5	7	0	0	29	43

TELPAS Composite Rating

Grade	Number of Students	Beginning		Intermediate		Advanced		Advanced High		Average Composite Score
	N	N	%	N	%	N	%	N	%	
K	26	19	73	7	27	0	0	0	0	1.3
1	32	16	50	11	34	2	6	3	9	1.7
2	34	2	6	19	56	11	32	2	6	2.3
3	23	2	9	11	48	5	22	5	22	2.5
4	37	2	5	13	35	17	46	5	14	2.6
5	25	2	8	11	44	7	28	5	20	2.6
Total	177	43	24	72	41	42	24	20	11	2.2

* Less than 5 students tested

TELPAS Individual Language Domains

	Listening								Speaking								Reading								Writing							
	Beginning		Intermediate		Advanced		Advanced High		Beginning		Intermediate		Advanced		Advanced High		Beginning		Intermediate		Advanced		Advanced High		Beginning		Intermediate		Advanced		Advanced High	
Grade	N	%	N	%	N	%	N	%	N	%	N	%	N	%	N	%	N	%	N	%	N	%	N	%	N	%	N	%	N	%	N	%
K	9	35	14	54	2	8	1	4	20	77	3	12	2	8	1	4	24	92	2	8	0	0	0	0	25	96	1	4	0	0	0	0
1	13	41	14	44	1	3	4	13	18	56	9	28	1	3	4	13	21	66	8	25	0	0	3	9	22	69	6	19	1	3	3	9
2	0	0	14	41	12	35	8	24	5	15	22	65	6	18	1	3	15	44	9	26	9	26	1	3	10	29	11	32	11	32	2	6
3	1	4	4	17	9	39	9	39	2	9	9	39	10	43	2	9	9	39	6	26	4	17	4	17	7	30	8	35	3	13	5	22
4	2	5	16	43	17	46	2	5	4	11	16	43	15	41	2	5	5	14	12	32	16	43	4	11	3	8	10	27	9	24	15	41
5	3	12	13	52	6	24	3	12	6	24	11	44	8	32	0	0	1	4	8	32	7	28	9	36	3	12	3	12	11	44	8	32
Total	28	16	75	42	47	27	27	15	55	31	70	40	42	24	10	6	75	42	45	25	36	20	21	12	70	40	39	22	35	20	33	19

* Less than 5 students tested

Source:TELPAS data file 7/20/21

Texas English Language Proficiency Assessment System (TELPAS)
2021 Assessment Report

Bruce Elementary School

Yearly Progress in TELPAS Composite Rating†

Grade	Cohort Size	Gained 1 Proficiency Level		Gained 2 Proficiency Levels		Gained 3 Proficiency Levels		Gained at Least 1 Proficiency Level	
	N	N	%	N	%	N	%	N	%
1	8	3	38	0	0	0	0	3	38
2	1	*	*	*	*	*	*	*	*
3	11	7	64	0	0	0	0	7	64
4	11	2	18	0	0	0	0	2	18
5	9	4	44	0	0	0	0	4	44
Total	40	16	40	0	0	0	0	16	40

* Less than 5 students tested

TELPAS Composite Rating

Grade	Number of Students	Beginning		Intermediate		Advanced		Advanced High		Average Composite Score
	N	N	%	N	%	N	%	N	%	
K	4	*	*	*	*	*	*	*	*	*
1	8	3	38	4	50	1	13	0	0	1.7
2	1	*	*	*	*	*	*	*	*	*
3	15	1	7	2	13	9	60	3	20	3.0
4	11	0	0	3	27	7	64	1	9	2.9
5	10	0	0	0	0	5	50	5	50	3.4
Total	49	6	12	9	18	25	51	9	18	2.7

TELPAS Individual Language Domains

	Listening								Speaking								Reading								Writing							
	Beginning		Intermediate		Advanced		Advanced High		Beginning		Intermediate		Advanced		Advanced High		Beginning		Intermediate		Advanced		Advanced High		Beginning		Intermediate		Advanced		Advanced High	
Grade	N	%	N	%	N	%	N	%	N	%	N	%	N	%	N	%	N	%	N	%	N	%	N	%	N	%	N	%	N	%	N	%
K	*	*	*	*	*	*	*	*	*	*	*	*	*	*	*	*	*	*	*	*	*	*	*	*	*	*	*	*	*	*	*	*
1	1	13	6	75	1	13	0	0	3	38	5	63	0	0	0	0	5	63	1	13	2	25	0	0	6	75	2	25	0	0	0	0
2	*	*	*	*	*	*	*	*	*	*	*	*	*	*	*	*	*	*	*	*	*	*	*	*	*	*	*	*	*	*	*	*
3	0	0	0	0	2	13	13	87	1	7	3	20	10	67	1	7	1	7	6	40	1	7	7	47	1	7	8	53	6	40	0	0
4	0	0	2	17	8	67	2	17	1	8	1	8	9	75	1	8	1	9	2	18	2	18	6	55	1	8	5	42	4	33	2	17
5	0	0	1	10	4	40	5	50	0	0	2	20	8	80	0	0	0	0	1	10	2	20	7	70	0	0	0	0	4	40	6	60
Total	3	6	9	18	17	34	21	42	7	14	12	24	29	58	2	4	9	18	12	24	7	14	21	43	10	20	18	36	14	28	8	16

* Less than 5 students tested

Source:TELPAS data file 7/20/21

Texas English Language Proficiency Assessment System (TELPAS)
2021 Assessment Report

Burbank Elementary School

Yearly Progress in TELPAS Composite Rating†

Grade	Cohort Size	Gained 1 Proficiency Level		Gained 2 Proficiency Levels		Gained 3 Proficiency Levels		Gained at Least 1 Proficiency Level	
	N	N	%	N	%	N	%	N	%
1	5	1	20	0	0	0	0	1	20
2	1	*	*	*	*	*	*	*	*
3	2	*	*	*	*	*	*	*	*
5	1	*	*	*	*	*	*	*	*
Total	9	3	33	0	0	0	0	3	33

* Less than 5 students tested

TELPAS Composite Rating

Grade	Number of Students	Beginning		Intermediate		Advanced		Advanced High		Average Composite Score
	N	N	%	N	%	N	%	N	%	
K	62	42	68	20	32	0	0	0	0	1.2
1	53	23	43	27	51	3	6	0	0	1.6
2	66	6	9	24	36	32	48	4	6	2.5
3	79	3	4	18	23	50	63	8	10	2.9
4	56	4	7	8	14	36	64	8	14	2.8
5	59	1	2	10	17	26	44	22	37	3.2
Total	375	79	21	107	29	147	39	42	11	2.4

TELPAS Individual Language Domains

	Listening								Speaking								Reading								Writing							
	Beginning		Intermediate		Advanced		Advanced High		Beginning		Intermediate		Advanced		Advanced High		Beginning		Intermediate		Advanced		Advanced High		Beginning		Intermediate		Advanced		Advanced High	
Grade	N	%	N	%	N	%	N	%	N	%	N	%	N	%	N	%	N	%	N	%	N	%	N	%	N	%	N	%	N	%	N	%
K	36	58	26	42	0	0	0	0	42	68	20	32	0	0	0	0	62	100	0	0	0	0	0	0	62	100	0	0	0	0	0	0
1	22	42	27	51	4	8	0	0	27	51	22	42	4	8	0	0	28	53	22	42	3	6	0	0	32	60	19	36	2	4	0	0
2	2	3	16	24	19	29	29	44	12	18	32	48	19	29	3	5	15	23	18	27	20	30	13	20	13	19	40	59	13	19	2	3
3	2	3	4	5	16	20	57	72	4	5	43	54	26	33	6	8	8	10	22	28	18	23	32	40	8	10	39	49	25	32	7	9
4	6	11	13	23	26	46	11	20	5	9	13	23	36	64	2	4	3	5	14	25	14	25	25	45	6	11	19	34	22	39	9	16
5	0	0	9	15	20	34	30	51	5	8	18	31	31	53	5	8	2	3	10	17	13	22	34	58	3	5	7	12	19	32	30	51
Total	68	18	95	25	85	23	127	34	95	25	148	39	116	31	16	4	118	31	86	23	68	18	104	28	124	33	124	33	81	21	48	13

* Less than 5 students tested

Source:TELPAS data file 7/20/21

Texas English Language Proficiency Assessment System (TELPAS)
2021 Assessment Report

Burnet Elementary School

Yearly Progress in TELPAS Composite Rating†

Grade	Cohort Size	Gained 1 Proficiency Level		Gained 2 Proficiency Levels		Gained 3 Proficiency Levels		Gained at Least 1 Proficiency Level	
	N	N	%	N	%	N	%	N	%
1	1	*	*	*	*	*	*	*	*
3	1	*	*	*	*	*	*	*	*
5	1	*	*	*	*	*	*	*	*
Total	3	*	*	*	*	*	*	*	*

TELPAS Composite Rating

Grade	Number of Students	Beginning		Intermediate		Advanced		Advanced High		Average Composite Score
	N	N	%	N	%	N	%	N	%	
K	44	28	64	13	30	3	7	0	0	1.3
1	36	22	61	13	36	1	3	0	0	1.3
2	43	4	9	25	58	13	30	1	2	2.2
3	31	0	0	10	32	17	55	4	13	2.9
4	37	3	8	17	46	16	43	1	3	2.4
5	31	0	0	4	13	19	61	8	26	3.1
Total	222	57	26	82	37	69	31	14	6	2.1

* Less than 5 students tested

TELPAS Individual Language Domains

	Listening								Speaking								Reading								Writing							
	Beginning		Intermediate		Advanced		Advanced High		Beginning		Intermediate		Advanced		Advanced High		Beginning		Intermediate		Advanced		Advanced High		Beginning		Intermediate		Advanced		Advanced High	
Grade	N	%	N	%	N	%	N	%	N	%	N	%	N	%	N	%	N	%	N	%	N	%	N	%	N	%	N	%	N	%	N	%
K	28	64	12	27	4	9	0	0	28	64	12	27	4	9	0	0	38	86	3	7	3	7	0	0	40	91	4	9	0	0	0	0
1	19	53	16	44	1	3	0	0	23	64	12	33	1	3	0	0	29	81	6	17	1	3	0	0	34	94	1	3	1	3	0	0
2	1	2	8	19	17	40	17	40	6	14	34	79	2	5	1	2	18	41	15	34	7	16	4	9	20	44	12	27	13	29	0	0
3	0	0	3	9	9	27	21	64	3	9	19	58	10	30	1	3	5	14	11	31	6	17	13	37	1	3	13	37	11	31	10	29
4	6	15	16	39	15	37	4	10	7	17	14	34	20	49	0	0	9	23	19	48	6	15	6	15	3	8	24	62	9	23	3	8
5	0	0	5	15	16	47	13	38	2	6	11	32	19	56	2	6	3	9	9	28	2	6	18	56	0	0	5	15	11	33	17	52
Total	54	23	60	26	62	27	55	24	69	30	102	44	56	24	4	2	102	44	63	27	25	11	41	18	98	42	59	25	45	19	30	13

* Less than 5 students tested

Source:TELPAS data file 7/20/21

Texas English Language Proficiency Assessment System (TELPAS)
2021 Assessment Report

Burrus Elementary School

Yearly Progress in TELPAS Composite Rating†

Grade	Cohort Size	Gained 1 Proficiency Level		Gained 2 Proficiency Levels		Gained 3 Proficiency Levels		Gained at Least 1 Proficiency Level	
	N	N	%	N	%	N	%	N	%
2	1	*	*	*	*	*	*	*	*
Total	1	*	*	*	*	*	*	*	*

TELPAS Composite Rating

Grade	Number of Students	Beginning		Intermediate		Advanced		Advanced High		Average Composite Score
	N	N	%	N	%	N	%	N	%	
K	3	*	*	*	*	*	*	*	*	*
1	4	*	*	*	*	*	*	*	*	*
2	3	*	*	*	*	*	*	*	*	*
3	9	0	0	2	22	4	44	3	33	3.2
4	5	2	40	2	40	1	20	0	0	1.8
5	12	0	0	4	33	4	33	4	33	3.2
Total	36	6	17	11	31	11	31	8	22	2.6

* Less than 5 students tested

TELPAS Individual Language Domains

	Listening								Speaking								Reading								Writing							
	Beginning		Intermediate		Advanced		Advanced High		Beginning		Intermediate		Advanced		Advanced High		Beginning		Intermediate		Advanced		Advanced High		Beginning		Intermediate		Advanced		Advanced High	
Grade	N	%	N	%	N	%	N	%	N	%	N	%	N	%	N	%	N	%	N	%	N	%	N	%	N	%	N	%	N	%	N	%
K	*	*	*	*	*	*	*	*	*	*	*	*	*	*	*	*	*	*	*	*	*	*	*	*	*	*	*	*	*	*	*	*
1	*	*	*	*	*	*	*	*	*	*	*	*	*	*	*	*	*	*	*	*	*	*	*	*	*	*	*	*	*	*	*	*
2	*	*	*	*	*	*	*	*	*	*	*	*	*	*	*	*	*	*	*	*	*	*	*	*	*	*	*	*	*	*	*	*
3	0	0	0	0	2	22	7	78	1	11	5	56	2	22	1	11	0	0	1	11	1	11	7	78	1	11	2	22	2	22	4	44
4	3	60	1	20	1	20	0	0	3	60	1	20	1	20	0	0	2	40	1	20	0	0	2	40	3	60	1	20	1	20	0	0
5	1	8	2	17	5	42	4	33	2	17	5	42	5	42	0	0	0	0	1	8	2	17	9	75	0	0	1	8	2	17	9	75
Total	7	19	7	19	10	28	12	33	10	28	16	44	9	25	1	3	7	19	5	14	4	11	20	56	9	25	6	17	8	22	13	36

* Less than 5 students tested

Source:TELPAS data file 7/20/21

Texas English Language Proficiency Assessment System (TELPAS)
2021 Assessment Report

Bush Elementary School

Yearly Progress in TELPAS Composite Rating†

Grade	Cohort Size	Gained 1 Proficiency Level		Gained 2 Proficiency Levels		Gained 3 Proficiency Levels		Gained at Least 1 Proficiency Level	
	N	N	%	N	%	N	%	N	%
1	42	30	71	7	17	0	0	37	88
2	31	13	42	1	3	0	0	14	45
3	25	11	44	0	0	0	0	11	44
4	20	10	50	0	0	0	0	10	50
5	14	8	57	0	0	0	0	8	57
Total	132	72	55	8	6	0	0	80	61

* Less than 5 students tested

TELPAS Composite Rating

Grade	Number of Students	Beginning		Intermediate		Advanced		Advanced High		Average Composite Score
	N	N	%	N	%	N	%	N	%	
K	42	18	43	19	45	5	12	0	0	1.7
1	47	3	6	13	28	20	43	11	23	2.8
2	34	0	0	8	24	20	59	6	18	2.8
3	30	0	0	2	7	18	60	10	33	3.3
4	24	1	4	3	13	11	46	9	38	3.1
5	16	0	0	3	19	6	38	7	44	3.1
Total	193	22	11	48	25	80	41	43	22	2.7

TELPAS Individual Language Domains

	Listening								Speaking								Reading								Writing							
	Beginning		Intermediate		Advanced		Advanced High		Beginning		Intermediate		Advanced		Advanced High		Beginning		Intermediate		Advanced		Advanced High		Beginning		Intermediate		Advanced		Advanced High	
Grade	N	%	N	%	N	%	N	%	N	%	N	%	N	%	N	%	N	%	N	%	N	%	N	%	N	%	N	%	N	%	N	%
K	15	36	21	50	6	14	0	0	17	40	22	52	3	7	0	0	22	52	16	38	4	10	0	0	21	50	17	40	4	10	0	0
1	2	4	15	32	19	40	11	23	2	4	13	28	21	45	11	23	4	9	14	30	18	38	11	23	5	11	14	30	18	38	10	21
2	1	3	3	9	18	53	12	35	3	9	16	47	13	38	2	6	2	6	6	18	11	32	15	44	2	6	18	53	11	32	3	9
3	0	0	0	0	5	17	25	83	1	3	12	40	14	47	3	10	0	0	4	13	4	13	22	73	0	0	6	20	15	50	9	30
4	1	4	4	17	15	63	4	17	2	8	2	8	17	71	3	13	1	4	2	8	7	29	14	58	1	4	6	25	5	21	12	50
5	1	6	4	25	6	38	5	31	0	0	3	19	10	63	3	19	0	0	7	44	2	13	7	44	0	0	2	13	8	50	6	38
Total	20	10	47	24	69	36	57	30	25	13	68	35	78	40	22	11	29	15	49	25	46	24	69	36	29	15	63	33	61	32	40	21

* Less than 5 students tested

Source:TELPAS data file 7/20/21

Texas English Language Proficiency Assessment System (TELPAS)
2021 Assessment Report

Cage Elementary School

Yearly Progress in TELPAS Composite Rating†

Grade	Cohort Size	Gained 1 Proficiency Level		Gained 2 Proficiency Levels		Gained 3 Proficiency Levels		Gained at Least 1 Proficiency Level	
	N	N	%	N	%	N	%	N	%
1	32	15	47	0	0	0	0	15	47
2	35	12	34	5	14	0	0	17	49
3	20	13	65	0	0	0	0	13	65
4	24	7	29	0	0	0	0	7	29
5	30	11	37	0	0	0	0	11	37
Total	141	58	41	5	4	0	0	63	45

* Less than 5 students tested

TELPAS Composite Rating

Grade	Number of Students	Beginning		Intermediate		Advanced		Advanced High		Average Composite Score
	N	N	%	N	%	N	%	N	%	
K	13	11	85	2	15	0	0	0	0	1.1
1	36	9	25	20	56	5	14	2	6	1.8
2	37	1	3	16	43	18	49	2	5	2.5
3	22	0	0	4	18	12	55	6	27	3.0
4	25	2	8	8	32	9	36	6	24	2.8
5	33	1	3	8	24	14	42	10	30	2.9
Total	166	24	14	58	35	58	35	26	16	2.4

TELPAS Individual Language Domains

	Listening								Speaking								Reading								Writing							
	Beginning		Intermediate		Advanced		Advanced High		Beginning		Intermediate		Advanced		Advanced High		Beginning		Intermediate		Advanced		Advanced High		Beginning		Intermediate		Advanced		Advanced High	
Grade	N	%	N	%	N	%	N	%	N	%	N	%	N	%	N	%	N	%	N	%	N	%	N	%	N	%	N	%	N	%	N	%
K	11	85	2	15	0	0	0	0	11	85	2	15	0	0	0	0	13	100	0	0	0	0	0	0	13	100	0	0	0	0	0	0
1	8	22	19	53	6	17	3	8	9	25	19	53	6	17	2	6	19	53	14	39	1	3	2	6	19	53	15	42	0	0	2	6
2	0	0	10	27	14	38	13	35	3	8	22	59	11	30	1	3	10	27	12	32	9	24	6	16	8	21	15	39	11	29	4	11
3	0	0	2	9	6	26	15	65	2	9	9	39	11	48	1	4	2	9	5	23	6	27	9	41	3	11	7	25	12	43	6	21
4	4	16	4	16	12	48	5	20	2	8	9	36	13	52	1	4	4	16	5	20	5	20	11	44	3	10	10	32	4	13	14	45
5	2	6	13	39	10	30	8	24	2	6	16	48	12	36	3	9	2	6	8	24	6	18	17	52	1	3	8	23	7	20	19	54
Total	25	15	50	30	48	29	44	26	29	17	77	46	53	32	8	5	50	30	44	27	27	16	45	27	47	26	55	30	34	19	45	25

* Less than 5 students tested

Source:TELPAS data file 7/20/21

Texas English Language Proficiency Assessment System (TELPAS)
2021 Assessment Report

Carrillo Elementary School

Yearly Progress in TELPAS Composite Rating†

Grade	Cohort Size	Gained 1 Proficiency Level		Gained 2 Proficiency Levels		Gained 3 Proficiency Levels		Gained at Least 1 Proficiency Level	
	N	N	%	N	%	N	%	N	%
1	23	3	13	2	9	0	0	5	22
2	32	16	50	1	3	0	0	17	53
3	31	14	45	1	3	0	0	15	48
4	20	10	50	0	0	0	0	10	50
5	34	16	47	0	0	0	0	16	47
Total	140	59	42	4	3	0	0	63	45

* Less than 5 students tested

TELPAS Composite Rating

Grade	Number of Students	Beginning		Intermediate		Advanced		Advanced High		Average Composite Score
	N	N	%	N	%	N	%	N	%	
K	25	12	48	13	52	0	0	0	0	1.4
1	23	13	57	7	30	3	13	0	0	1.6
2	35	3	9	29	83	3	9	0	0	2.0
3	36	1	3	16	44	11	31	8	22	2.7
4	32	0	0	13	41	9	28	10	31	2.8
5	41	4	10	14	34	10	24	13	32	2.8
Total	192	33	17	92	48	36	19	31	16	2.3

TELPAS Individual Language Domains

	Listening								Speaking								Reading								Writing							
	Beginning		Intermediate		Advanced		Advanced High		Beginning		Intermediate		Advanced		Advanced High		Beginning		Intermediate		Advanced		Advanced High		Beginning		Intermediate		Advanced		Advanced High	
Grade	N	%	N	%	N	%	N	%	N	%	N	%	N	%	N	%	N	%	N	%	N	%	N	%	N	%	N	%	N	%	N	%
K	6	24	15	60	4	16	0	0	12	48	9	36	4	16	0	0	25	100	0	0	0	0	0	0	25	100	0	0	0	0	0	0
1	11	48	6	26	6	26	0	0	13	57	5	22	5	22	0	0	17	74	5	22	1	4	0	0	14	61	8	35	1	4	0	0
2	1	3	15	43	10	29	9	26	8	23	22	63	2	6	3	9	15	43	13	37	1	3	6	17	26	74	8	23	1	3	0	0
3	1	3	3	8	16	44	16	44	5	14	15	42	13	36	3	8	7	19	11	31	5	14	13	36	11	29	12	32	14	37	1	3
4	2	6	14	44	8	25	8	25	4	13	9	28	18	56	1	3	1	3	13	41	5	16	13	41	4	12	8	24	4	12	17	52
5	8	19	15	35	7	16	13	30	9	21	14	33	18	42	2	5	8	19	12	28	5	12	18	42	3	7	1	2	11	27	26	63
Total	29	15	68	35	51	26	46	24	51	26	74	38	60	31	9	5	73	38	54	28	17	9	50	26	83	43	37	19	31	16	44	23

* Less than 5 students tested

Source:TELPAS data file 7/20/21

Texas English Language Proficiency Assessment System (TELPAS)
2021 Assessment Report

Codwell Elementary School

Yearly Progress in TELPAS Composite Rating†

Grade	Cohort Size	Gained 1 Proficiency Level		Gained 2 Proficiency Levels		Gained 3 Proficiency Levels		Gained at Least 1 Proficiency Level	
	N	N	%	N	%	N	%	N	%
2	1	*	*	*	*	*	*	*	*
5	1	*	*	*	*	*	*	*	*
Total	2	*	*	*	*	*	*	*	*

TELPAS Composite Rating

Grade	Number of Students	Beginning		Intermediate		Advanced		Advanced High		Average Composite Score
	N	N	%	N	%	N	%	N	%	
K	3	*	*	*	*	*	*	*	*	*
1	1	*	*	*	*	*	*	*	*	*
2	2	*	*	*	*	*	*	*	*	*
3	1	*	*	*	*	*	*	*	*	*
5	3	*	*	*	*	*	*	*	*	*
Total	10	5	50	4	40	1	10	0	0	1.7

* Less than 5 students tested

TELPAS Individual Language Domains

	Listening								Speaking								Reading								Writing							
	Beginning		Intermediate		Advanced		Advanced High		Beginning		Intermediate		Advanced		Advanced High		Beginning		Intermediate		Advanced		Advanced High		Beginning		Intermediate		Advanced		Advanced High	
Grade	N	%	N	%	N	%	N	%	N	%	N	%	N	%	N	%	N	%	N	%	N	%	N	%	N	%	N	%	N	%	N	%
K	*	*	*	*	*	*	*	*	*	*	*	*	*	*	*	*	*	*	*	*	*	*	*	*	*	*	*	*	*	*	*	*
1	*	*	*	*	*	*	*	*	*	*	*	*	*	*	*	*	*	*	*	*	*	*	*	*	*	*	*	*	*	*	*	*
2	*	*	*	*	*	*	*	*	*	*	*	*	*	*	*	*	*	*	*	*	*	*	*	*	*	*	*	*	*	*	*	*
3	*	*	*	*	*	*	*	*	*	*	*	*	*	*	*	*	*	*	*	*	*	*	*	*	*	*	*	*	*	*	*	*
4	*	*	*	*	*	*	*	*	*	*	*	*	*	*	*	*	*	*	*	*	*	*	*	*	0	-	0	-	0	-	0	-
5	*	*	*	*	*	*	*	*	*	*	*	*	*	*	*	*	*	*	*	*	*	*	*	*	*	*	*	*	*	*	*	*
Total	5	45	3	27	2	18	1	9	5	45	5	45	1	9	0	0	6	55	4	36	0	0	1	9	7	70	2	20	0	0	1	10

* Less than 5 students tested

Source:TELPAS data file 7/20/21

Texas English Language Proficiency Assessment System (TELPAS)
2021 Assessment Report

Condit Elementary School

Yearly Progress in TELPAS Composite Rating†

Grade	Cohort Size	Gained 1 Proficiency Level		Gained 2 Proficiency Levels		Gained 3 Proficiency Levels		Gained at Least 1 Proficiency Level	
	N	N	%	N	%	N	%	N	%
1	23	7	30	5	22	0	0	12	52
2	21	8	38	1	5	0	0	9	43
3	13	2	15	0	0	0	0	2	15
4	22	9	41	0	0	0	0	9	41
5	21	10	48	0	0	0	0	10	48
Total	100	36	36	6	6	0	0	42	42

* Less than 5 students tested

TELPAS Composite Rating

Grade	Number of Students	Beginning		Intermediate		Advanced		Advanced High		Average Composite Score
	N	N	%	N	%	N	%	N	%	
K	31	8	26	9	29	8	26	6	19	2.4
1	24	5	21	7	29	7	29	5	21	2.5
2	25	3	12	16	64	6	24	0	0	2.2
3	24	3	13	8	33	9	38	4	17	2.6
4	25	1	4	9	36	7	28	8	32	2.8
5	22	0	0	5	23	9	41	8	36	3.1
Total	151	20	13	54	36	46	30	31	21	2.6

TELPAS Individual Language Domains

	Listening								Speaking								Reading								Writing							
	Beginning		Intermediate		Advanced		Advanced High		Beginning		Intermediate		Advanced		Advanced High		Beginning		Intermediate		Advanced		Advanced High		Beginning		Intermediate		Advanced		Advanced High	
Grade	N	%	N	%	N	%	N	%	N	%	N	%	N	%	N	%	N	%	N	%	N	%	N	%	N	%	N	%	N	%	N	%
K	4	13	10	32	12	39	5	16	8	26	6	19	11	35	6	19	11	35	9	29	5	16	6	19	12	39	8	26	4	13	7	23
1	5	21	6	25	6	25	7	29	3	13	10	42	5	21	6	25	7	29	7	29	6	25	4	17	8	33	6	25	5	21	5	21
2	1	4	8	32	10	40	6	24	3	12	19	76	3	12	0	0	10	40	8	32	7	28	0	0	5	18	18	64	4	14	1	4
3	2	8	1	4	6	25	15	63	3	13	10	42	11	46	0	0	7	29	8	33	3	13	6	25	6	23	6	23	9	35	5	19
4	6	23	4	15	9	35	7	27	2	8	5	19	15	58	4	15	3	12	9	35	2	8	12	46	2	8	8	31	8	31	8	31
5	1	5	6	27	9	41	6	27	0	0	4	18	12	55	6	27	0	0	6	27	9	41	7	32	0	0	4	17	9	38	11	46
Total	19	13	35	23	52	34	46	30	19	13	54	36	57	38	22	14	38	25	47	31	32	21	35	23	33	21	50	31	39	25	37	23

* Less than 5 students tested

Source:TELPAS data file 7/20/21

Texas English Language Proficiency Assessment System (TELPAS)
2021 Assessment Report

Felix Cook Jr. Elementary School

Yearly Progress in TELPAS Composite Rating†

Grade	Cohort Size	Gained 1 Proficiency Level		Gained 2 Proficiency Levels		Gained 3 Proficiency Levels		Gained at Least 1 Proficiency Level	
	N	N	%	N	%	N	%	N	%
1	1	*	*	*	*	*	*	*	*
3	3	*	*	*	*	*	*	*	*
Total	4	*	*	*	*	*	*	*	*

TELPAS Composite Rating

Grade	Number of Students	Beginning		Intermediate		Advanced		Advanced High		Average Composite Score
	N	N	%	N	%	N	%	N	%	
K	6	5	83	1	17	0	0	0	0	1.1
1	23	18	78	5	22	0	0	0	0	1.2
2	6	2	33	1	17	3	50	0	0	2.0
3	13	0	0	4	31	3	23	6	46	3.1
4	13	0	0	3	23	4	31	6	46	3.1
5	6	0	0	0	0	3	50	3	50	3.3
Total	67	25	37	14	21	13	19	15	22	2.2

* Less than 5 students tested

TELPAS Individual Language Domains

	Listening								Speaking								Reading								Writing							
	Beginning		Intermediate		Advanced		Advanced High		Beginning		Intermediate		Advanced		Advanced High		Beginning		Intermediate		Advanced		Advanced High		Beginning		Intermediate		Advanced		Advanced High	
Grade	N	%	N	%	N	%	N	%	N	%	N	%	N	%	N	%	N	%	N	%	N	%	N	%	N	%	N	%	N	%	N	%
K	4	67	2	33	0	0	0	0	5	83	1	17	0	0	0	0	6	100	0	0	0	0	0	0	6	100	0	0	0	0	0	0
1	12	52	11	48	0	0	0	0	18	78	5	22	0	0	0	0	21	91	2	9	0	0	0	0	21	91	2	9	0	0	0	0
2	2	33	0	0	4	67	0	0	1	17	5	83	0	0	0	0	3	50	1	17	2	33	0	0	2	33	3	50	1	17	0	0
3	0	0	4	31	4	31	5	38	0	0	5	38	4	31	4	31	0	0	3	23	1	8	9	69	2	15	2	15	3	23	6	46
4	1	8	2	15	6	46	4	31	1	8	0	0	7	54	5	38	2	15	1	8	2	15	8	62	2	15	1	8	5	38	5	38
5	0	0	2	33	2	33	2	33	0	0	1	17	4	67	1	17	0	0	0	0	1	17	5	83	0	0	1	17	2	33	3	50
Total	19	28	21	31	16	24	11	16	25	37	17	25	15	22	10	15	32	48	7	10	6	9	22	33	33	49	9	13	11	16	14	21

* Less than 5 students tested

Source:TELPAS data file 7/20/21

Texas English Language Proficiency Assessment System (TELPAS)
2021 Assessment Report

Coop Elementary School

Yearly Progress in TELPAS Composite Rating†

Grade	Cohort Size	Gained 1 Proficiency Level		Gained 2 Proficiency Levels		Gained 3 Proficiency Levels		Gained at Least 1 Proficiency Level	
	N	N	%	N	%	N	%	N	%
1	48	24	50	3	6	0	0	27	56
2	33	4	12	0	0	0	0	4	12
3	30	4	13	1	3	0	0	5	17
4	44	7	16	0	0	0	0	7	16
5	46	11	24	0	0	0	0	11	24
Total	201	50	25	4	2	0	0	54	27

TELPAS Composite Rating

Grade	Number of Students	Beginning		Intermediate		Advanced		Advanced High		Average Composite Score
	N	N	%	N	%	N	%	N	%	
K	35	22	63	13	37	0	0	0	0	1.2
1	51	7	14	27	53	12	24	5	10	2.3
2	39	7	18	19	49	13	33	0	0	2.2
3	35	0	0	15	43	16	46	4	11	2.6
4	47	8	17	23	49	11	23	5	11	2.3
5	52	3	6	19	37	24	46	6	12	2.6
Total	259	47	18	116	45	76	29	20	8	2.2

* Less than 5 students tested

TELPAS Individual Language Domains

	Listening								Speaking								Reading								Writing							
	Beginning		Intermediate		Advanced		Advanced High		Beginning		Intermediate		Advanced		Advanced High		Beginning		Intermediate		Advanced		Advanced High		Beginning		Intermediate		Advanced		Advanced High	
Grade	N	%	N	%	N	%	N	%	N	%	N	%	N	%	N	%	N	%	N	%	N	%	N	%	N	%	N	%	N	%	N	%
K	21	60	14	40	0	0	0	0	22	63	13	37	0	0	0	0	35	100	0	0	0	0	0	0	35	100	0	0	0	0	0	0
1	4	8	16	31	21	41	10	20	10	20	20	39	14	27	7	14	15	29	24	47	6	12	6	12	24	47	16	31	9	18	2	4
2	1	3	16	41	16	41	6	15	11	28	21	54	6	15	1	3	20	51	10	26	8	21	1	3	15	37	6	15	16	39	4	10
3	0	0	4	11	11	31	20	57	7	20	16	46	11	31	1	3	8	23	13	37	9	26	5	14	7	20	11	31	15	43	2	6
4	11	22	21	42	14	28	4	8	15	30	16	32	18	36	1	2	9	18	22	44	9	18	10	20	10	20	19	38	15	30	6	12
5	3	6	15	29	24	46	10	19	14	27	14	27	20	38	4	8	4	8	24	46	9	17	15	29	8	15	15	28	20	37	11	20
Total	40	15	86	33	86	33	50	19	79	30	100	38	69	26	14	5	91	35	93	35	41	16	37	14	99	37	67	25	75	28	25	9

* Less than 5 students tested

Source:TELPAS data file 7/20/21

Texas English Language Proficiency Assessment System (TELPAS)
2021 Assessment Report

Cornelius Elementary School

Yearly Progress in TELPAS Composite Rating†

Grade	Cohort Size	Gained 1 Proficiency Level		Gained 2 Proficiency Levels		Gained 3 Proficiency Levels		Gained at Least 1 Proficiency Level	
	N	N	%	N	%	N	%	N	%
1	40	13	33	3	8	0	0	16	40
2	54	20	37	0	0	0	0	20	37
3	62	26	42	0	0	0	0	26	42
4	58	5	9	0	0	0	0	5	9
5	53	25	47	2	4	0	0	27	51
Total	267	89	33	5	2	0	0	94	35

* Less than 5 students tested

TELPAS Composite Rating

Grade	Number of Students	Beginning		Intermediate		Advanced		Advanced High		Average Composite Score
	N	N	%	N	%	N	%	N	%	
K	40	25	63	14	35	1	3	0	0	1.4
1	52	13	25	27	52	6	12	6	12	2.0
2	58	4	7	39	67	14	24	1	2	2.2
3	63	1	2	21	33	29	46	12	19	2.9
4	60	3	5	26	43	27	45	4	7	2.5
5	57	5	9	10	18	18	32	24	42	2.9
Total	330	51	15	137	42	95	29	47	14	2.4

TELPAS Individual Language Domains

	Listening								Speaking								Reading								Writing							
	Beginning		Intermediate		Advanced		Advanced High		Beginning		Intermediate		Advanced		Advanced High		Beginning		Intermediate		Advanced		Advanced High		Beginning		Intermediate		Advanced		Advanced High	
Grade	N	%	N	%	N	%	N	%	N	%	N	%	N	%	N	%	N	%	N	%	N	%	N	%	N	%	N	%	N	%	N	%
K	19	48	13	33	7	18	1	3	25	63	10	25	2	5	3	8	39	98	1	3	0	0	0	0	39	98	1	3	0	0	0	0
1	8	15	31	60	4	8	9	17	15	29	21	40	9	17	7	13	22	42	18	35	10	19	2	4	29	56	11	21	10	19	2	4
2	2	3	26	45	12	21	18	31	10	17	36	62	11	19	1	2	26	45	21	36	10	17	1	2	19	33	22	38	15	26	2	3
3	1	2	8	13	15	23	40	63	7	11	33	52	20	31	4	6	12	18	23	35	8	12	22	34	3	5	24	38	19	30	18	28
4	9	15	23	38	21	35	7	12	9	15	24	40	26	43	1	2	13	21	25	41	13	21	10	16	6	10	14	23	21	35	19	32
5	6	10	13	22	21	36	18	31	9	16	8	14	37	64	4	7	5	9	17	29	9	16	27	47	6	11	6	11	16	29	27	49
Total	45	14	114	34	80	24	93	28	75	23	132	40	105	32	20	6	117	35	105	31	50	15	62	19	102	31	78	24	81	25	68	21

* Less than 5 students tested

Source:TELPAS data file 7/20/21

Texas English Language Proficiency Assessment System (TELPAS)
2021 Assessment Report

Crespo Elementary School

Yearly Progress in TELPAS Composite Rating†

Grade	Cohort Size	Gained 1 Proficiency Level		Gained 2 Proficiency Levels		Gained 3 Proficiency Levels		Gained at Least 1 Proficiency Level	
	N	N	%	N	%	N	%	N	%
1	2	*	*	*	*	*	*	*	*
2	1	*	*	*	*	*	*	*	*
4	1	*	*	*	*	*	*	*	*
Total	4	*	*	*	*	*	*	*	*

TELPAS Composite Rating

Grade	Number of Students	Beginning		Intermediate		Advanced		Advanced High		Average Composite Score
	N	N	%	N	%	N	%	N	%	
K	60	32	53	25	42	3	5	0	0	1.4
1	58	0	0	52	90	5	9	1	2	2.0
2	66	6	9	36	55	21	32	3	5	2.4
3	55	1	2	19	35	24	44	11	20	2.8
4	82	5	6	15	18	40	49	22	27	2.9
5	69	6	9	17	25	28	41	18	26	2.8
Total	390	50	13	164	42	121	31	55	14	2.4

* Less than 5 students tested

TELPAS Individual Language Domains

	Listening								Speaking								Reading								Writing							
	Beginning		Intermediate		Advanced		Advanced High		Beginning		Intermediate		Advanced		Advanced High		Beginning		Intermediate		Advanced		Advanced High		Beginning		Intermediate		Advanced		Advanced High	
Grade	N	%	N	%	N	%	N	%	N	%	N	%	N	%	N	%	N	%	N	%	N	%	N	%	N	%	N	%	N	%	N	%
K	26	43	23	38	10	17	1	2	33	55	18	30	8	13	1	2	50	83	9	15	1	2	0	0	51	85	9	15	0	0	0	0
1	0	0	52	90	4	7	2	3	0	0	52	90	4	7	2	3	7	12	47	81	4	7	0	0	6	10	50	86	2	3	0	0
2	1	2	19	29	26	39	20	30	9	14	43	65	14	21	0	0	24	36	23	35	14	21	5	8	14	20	27	39	22	31	7	10
3	0	0	6	11	21	38	28	51	3	5	36	65	15	27	1	2	13	24	17	31	7	13	18	33	4	7	14	25	19	33	20	35
4	11	13	19	23	27	33	25	30	6	7	25	30	43	52	8	10	6	7	24	29	26	32	26	32	7	8	9	11	29	35	38	46
5	9	13	15	22	21	30	24	35	4	6	25	36	37	54	3	4	12	17	16	23	12	17	29	42	9	13	14	19	27	38	22	31
Total	47	12	134	34	109	28	100	26	55	14	199	51	121	31	15	4	112	29	136	35	64	16	78	20	91	23	123	31	99	25	87	22

* Less than 5 students tested

Source:TELPAS data file 7/20/21

Texas English Language Proficiency Assessment System (TELPAS)
2021 Assessment Report

Crockett Elementary School

Yearly Progress in TELPAS Composite Rating†

Grade	Cohort Size	Gained 1 Proficiency Level		Gained 2 Proficiency Levels		Gained 3 Proficiency Levels		Gained at Least 1 Proficiency Level	
	N	N	%	N	%	N	%	N	%
1	28	13	46	0	0	0	0	13	46
2	13	7	54	0	0	0	0	7	54
4	1	*	*	*	*	*	*	*	*
5	1	*	*	*	*	*	*	*	*
Total	43	21	49	0	0	0	0	21	49

* Less than 5 students tested

TELPAS Composite Rating

Grade	Number of Students	Beginning		Intermediate		Advanced		Advanced High		Average Composite Score
	N	N	%	N	%	N	%	N	%	
K	19	19	100	0	0	0	0	0	0	1.0
1	28	15	54	13	46	0	0	0	0	1.3
2	13	1	8	7	54	5	38	0	0	2.5
3	29	1	3	11	38	12	41	5	17	2.7
4	24	0	0	2	8	12	50	10	42	3.2
5	17	0	0	0	0	10	59	7	41	3.5
Total	130	36	28	33	25	39	30	22	17	2.3

TELPAS Individual Language Domains

	Listening								Speaking								Reading								Writing							
	Beginning		Intermediate		Advanced		Advanced High		Beginning		Intermediate		Advanced		Advanced High		Beginning		Intermediate		Advanced		Advanced High		Beginning		Intermediate		Advanced		Advanced High	
Grade	N	%	N	%	N	%	N	%	N	%	N	%	N	%	N	%	N	%	N	%	N	%	N	%	N	%	N	%	N	%	N	%
K	19	100	0	0	0	0	0	0	19	100	0	0	0	0	0	0	19	100	0	0	0	0	0	0	19	100	0	0	0	0	0	0
1	12	43	16	57	0	0	0	0	15	54	13	46	0	0	0	0	23	82	5	18	0	0	0	0	24	86	4	14	0	0	0	0
2	0	0	2	15	5	38	6	46	2	15	4	31	6	46	1	8	3	23	3	23	5	38	2	15	6	46	7	54	0	0	0	0
3	1	3	2	7	8	28	18	62	1	3	12	41	10	34	6	21	8	28	7	24	7	24	7	24	8	28	11	38	10	34	0	0
4	0	0	5	21	12	50	7	29	0	0	2	8	20	83	2	8	0	0	7	29	5	21	12	50	0	0	3	13	5	21	16	67
5	0	0	0	0	7	41	10	59	0	0	6	35	11	65	0	0	0	0	2	12	4	24	11	65	0	0	0	0	0	0	17	100
Total	32	25	25	19	32	25	41	32	37	28	37	28	47	36	9	7	53	41	24	18	21	16	32	25	57	44	25	19	15	12	33	25

* Less than 5 students tested

Source:TELPAS data file 7/20/21

Texas English Language Proficiency Assessment System (TELPAS)
2021 Assessment Report

Cunningham Elementary School

Yearly Progress in TELPAS Composite Rating†

Grade	Cohort Size	Gained 1 Proficiency Level		Gained 2 Proficiency Levels		Gained 3 Proficiency Levels		Gained at Least 1 Proficiency Level	
	N	N	%	N	%	N	%	N	%
1	51	25	49	10	20	0	0	35	69
2	68	14	21	0	0	0	0	14	21
3	69	29	42	2	3	0	0	31	45
4	46	14	30	0	0	0	0	14	30
5	44	16	36	0	0	0	0	16	36
Total	278	98	35	12	4	0	0	110	40

* Less than 5 students tested

TELPAS Composite Rating

Grade	Number of Students	Beginning		Intermediate		Advanced		Advanced High		Average Composite Score
	N	N	%	N	%	N	%	N	%	
K	69	69	100	0	0	0	0	0	0	1.0
1	53	18	34	24	45	9	17	2	4	1.8
2	71	16	23	29	41	25	35	1	1	2.3
3	70	4	6	27	39	26	37	13	19	2.6
4	50	4	8	17	34	18	36	11	22	2.7
5	46	1	2	13	28	21	46	11	24	2.9
Total	359	112	31	110	31	99	28	38	11	2.2

TELPAS Individual Language Domains

	Listening								Speaking								Reading								Writing							
	Beginning		Intermediate		Advanced		Advanced High		Beginning		Intermediate		Advanced		Advanced High		Beginning		Intermediate		Advanced		Advanced High		Beginning		Intermediate		Advanced		Advanced High	
Grade	N	%	N	%	N	%	N	%	N	%	N	%	N	%	N	%	N	%	N	%	N	%	N	%	N	%	N	%	N	%	N	%
K	69	100	0	0	0	0	0	0	69	100	0	0	0	0	0	0	69	100	0	0	0	0	0	0	69	100	0	0	0	0	0	0
1	15	28	23	43	13	25	2	4	22	42	19	36	10	19	2	4	36	68	9	17	6	11	2	4	18	34	25	47	9	17	1	2
2	7	10	19	27	20	28	25	35	30	42	36	51	4	6	1	1	26	37	19	27	16	23	10	14	23	32	15	21	20	28	14	19
3	1	1	8	11	24	32	41	55	12	16	37	50	18	24	7	9	19	27	23	32	13	18	16	23	9	12	31	42	24	33	9	12
4	4	8	17	34	18	36	11	22	7	14	14	28	23	46	6	12	5	10	25	50	5	10	15	30	8	15	16	29	8	15	23	42
5	3	6	11	23	18	38	15	32	4	9	19	40	21	45	3	6	1	2	18	39	5	11	22	48	3	6	9	18	14	28	24	48
Total	99	27	78	21	93	26	94	26	144	40	125	34	76	21	19	5	156	43	94	26	45	13	65	18	130	35	96	26	75	20	71	19

* Less than 5 students tested

Source:TELPAS data file 7/20/21

Elementary DAEP

No Progress Data Available

No Proficiency Data Available

No Scorable Data Available

Source:TELPAS data file 7/20/21

Texas English Language Proficiency Assessment System (TELPAS)
2021 Assessment Report

Daily Elementary School

Yearly Progress in TELPAS Composite Rating†

Grade	Cohort Size	Gained 1 Proficiency Level		Gained 2 Proficiency Levels		Gained 3 Proficiency Levels		Gained at Least 1 Proficiency Level	
	N	N	%	N	%	N	%	N	%
1	34	14	41	0	0	0	0	14	41
2	25	6	24	0	0	0	0	6	24
3	11	4	36	1	9	0	0	5	45
4	13	4	31	0	0	0	0	4	31
5	2	*	*	*	*	*	*	*	*
Total	85	30	35	1	1	0	0	31	36

* Less than 5 students tested

TELPAS Composite Rating

Grade	Number of Students	Beginning		Intermediate		Advanced		Advanced High		Average Composite Score
	N	N	%	N	%	N	%	N	%	
K	48	21	44	10	21	12	25	5	10	2.0
1	42	11	26	14	33	10	24	7	17	2.2
2	34	3	9	11	32	19	56	1	3	2.6
3	42	3	7	12	29	23	55	4	10	2.6
4	37	2	5	6	16	23	62	6	16	2.8
5	35	0	0	7	20	19	54	9	26	3.0
Total	238	40	17	60	25	106	45	32	13	2.5

TELPAS Individual Language Domains

	Listening								Speaking								Reading								Writing							
	Beginning		Intermediate		Advanced		Advanced High		Beginning		Intermediate		Advanced		Advanced High		Beginning		Intermediate		Advanced		Advanced High		Beginning		Intermediate		Advanced		Advanced High	
Grade	N	%	N	%	N	%	N	%	N	%	N	%	N	%	N	%	N	%	N	%	N	%	N	%	N	%	N	%	N	%	N	%
K	15	31	17	35	11	23	5	10	19	40	14	29	10	21	5	10	26	54	6	13	8	17	8	17	25	52	11	23	10	21	2	4
1	11	26	13	31	11	26	7	17	14	33	11	26	10	24	7	17	12	29	16	38	8	19	6	14	19	45	10	24	8	19	5	12
2	0	0	9	26	10	29	15	44	5	15	23	68	6	18	0	0	8	24	4	12	14	41	8	24	9	23	14	35	11	28	6	15
3	3	7	5	12	16	38	18	43	5	12	27	64	8	19	2	5	8	19	9	21	11	26	14	33	7	17	17	40	14	33	4	10
4	5	14	13	35	14	38	5	14	3	8	15	41	18	49	1	3	4	11	6	16	10	27	17	46	1	3	9	24	16	42	12	32
5	1	3	8	23	15	43	11	31	0	0	13	37	21	60	1	3	0	0	11	31	8	23	16	46	2	5	7	19	14	38	14	38
Total	35	15	65	27	77	32	61	26	46	19	103	43	73	31	16	7	58	24	52	22	59	25	69	29	63	26	68	28	73	30	43	17

* Less than 5 students tested

Source:TELPAS data file 7/20/21

Texas English Language Proficiency Assessment System (TELPAS)
2021 Assessment Report

Dávila Elementary School

Yearly Progress in TELPAS Composite Rating†

Grade	Cohort Size	Gained 1 Proficiency Level		Gained 2 Proficiency Levels		Gained 3 Proficiency Levels		Gained at Least 1 Proficiency Level	
	N	N	%	N	%	N	%	N	%
1	23	7	30	1	4	0	0	8	35
2	29	10	34	3	10	0	0	13	45
3	16	3	19	0	0	0	0	3	19
4	19	2	11	0	0	0	0	2	11
5	18	7	39	0	0	0	0	7	39
Total	105	29	28	4	4	0	0	33	31

* Less than 5 students tested

TELPAS Composite Rating

Grade	Number of Students	Beginning		Intermediate		Advanced		Advanced High		Average Composite Score
	N	N	%	N	%	N	%	N	%	
K	30	27	90	3	10	0	0	0	0	1.1
1	27	10	37	14	52	3	11	0	0	1.6
2	32	7	22	11	34	11	34	3	9	2.4
3	21	1	5	12	57	7	33	1	5	2.5
4	22	4	18	6	27	12	55	0	0	2.4
5	20	2	10	6	30	7	35	5	25	2.8
Total	152	51	34	52	34	40	26	9	6	2.1

TELPAS Individual Language Domains

	Listening								Speaking								Reading								Writing							
	Beginning		Intermediate		Advanced		Advanced High		Beginning		Intermediate		Advanced		Advanced High		Beginning		Intermediate		Advanced		Advanced High		Beginning		Intermediate		Advanced		Advanced High	
Grade	N	%	N	%	N	%	N	%	N	%	N	%	N	%	N	%	N	%	N	%	N	%	N	%	N	%	N	%	N	%	N	%
K	27	90	3	10	0	0	0	0	28	93	2	7	0	0	0	0	27	100	0	0	0	0	0	0	27	100	0	0	0	0	0	0
1	11	39	13	46	4	14	0	0	10	37	13	48	4	15	0	0	16	62	10	38	0	0	0	0	16	62	10	38	0	0	0	0
2	1	3	8	25	10	31	13	41	9	28	15	47	7	22	1	3	10	31	10	31	8	25	4	13	11	34	13	41	3	9	5	16
3	0	0	5	24	5	24	11	52	2	10	15	71	4	19	0	0	7	33	6	29	4	19	4	19	2	10	10	48	7	33	2	10
4	5	22	9	39	5	22	4	17	4	17	7	30	10	43	2	9	6	26	11	48	6	26	0	0	6	27	3	14	11	50	2	9
5	3	15	5	25	5	25	7	35	3	15	4	20	11	55	2	10	1	5	8	40	3	15	8	40	2	10	5	25	8	40	5	25
Total	47	31	43	28	29	19	35	23	56	37	56	37	36	24	5	3	67	45	45	30	21	14	16	11	64	43	41	28	29	20	14	9

* Less than 5 students tested

Source:TELPAS data file 7/20/21

Texas English Language Proficiency Assessment System (TELPAS)
2021 Assessment Report

De Chaumes Elementary School

Yearly Progress in TELPAS Composite Rating†

Grade	Cohort Size	Gained 1 Proficiency Level		Gained 2 Proficiency Levels		Gained 3 Proficiency Levels		Gained at Least 1 Proficiency Level	
	N	N	%	N	%	N	%	N	%
1	55	14	25	1	2	0	0	15	27
2	61	30	49	1	2	0	0	31	51
3	57	26	46	1	2	0	0	27	47
4	59	21	36	0	0	0	0	21	36
5	59	25	42	1	2	0	0	26	44
Total	291	116	40	4	1	0	0	120	41

TELPAS Composite Rating

Grade	Number of Students	Beginning		Intermediate		Advanced		Advanced High		Average Composite Score
	N	N	%	N	%	N	%	N	%	
K	75	66	88	9	12	0	0	0	0	1.1
1	58	38	66	19	33	1	2	0	0	1.2
2	61	6	10	33	54	21	34	1	2	2.3
3	60	1	2	18	30	31	52	10	17	2.9
4	62	0	0	14	23	33	53	15	24	2.9
5	63	3	5	10	16	36	57	14	22	3.0
Total	379	114	30	103	27	122	32	40	11	2.2

* Less than 5 students tested

TELPAS Individual Language Domains

	Listening								Speaking								Reading								Writing							
	Beginning		Intermediate		Advanced		Advanced High		Beginning		Intermediate		Advanced		Advanced High		Beginning		Intermediate		Advanced		Advanced High		Beginning		Intermediate		Advanced		Advanced High	
Grade	N	%	N	%	N	%	N	%	N	%	N	%	N	%	N	%	N	%	N	%	N	%	N	%	N	%	N	%	N	%	N	%
K	65	87	10	13	0	0	0	0	66	88	9	12	0	0	0	0	75	100	0	0	0	0	0	0	75	100	0	0	0	0	0	0
1	38	66	19	33	0	0	1	2	38	66	19	33	0	0	1	2	53	91	5	9	0	0	0	0	53	91	4	7	0	0	1	2
2	1	2	18	30	23	38	19	31	11	18	38	62	11	18	1	2	16	26	20	33	19	31	6	10	21	34	29	48	10	16	1	2
3	0	0	6	10	16	27	38	63	7	12	36	60	15	25	2	3	5	8	19	32	17	28	19	32	1	2	20	33	29	48	10	17
4	4	6	19	31	21	34	18	29	3	5	15	24	39	63	5	8	1	2	23	37	20	32	18	29	3	5	13	21	25	40	21	34
5	5	8	11	17	23	37	24	38	6	10	23	37	31	49	3	5	4	6	17	27	10	16	32	51	3	5	8	13	17	27	35	56
Total	113	30	83	22	83	22	100	26	131	35	140	37	96	25	12	3	154	41	84	22	66	17	75	20	156	41	74	20	81	21	68	18

* Less than 5 students tested

Source:TELPAS data file 7/20/21

Texas English Language Proficiency Assessment System (TELPAS)
2021 Assessment Report

DeAnda Elementary School

Yearly Progress in TELPAS Composite Rating†

Grade	Cohort Size	Gained 1 Proficiency Level		Gained 2 Proficiency Levels		Gained 3 Proficiency Levels		Gained at Least 1 Proficiency Level	
	N	N	%	N	%	N	%	N	%
2	2	*	*	*	*	*	*	*	*
4	1	*	*	*	*	*	*	*	*
Total	3	*	*	*	*	*	*	*	*

TELPAS Composite Rating

Grade	Number of Students	Beginning		Intermediate		Advanced		Advanced High		Average Composite Score
	N	N	%	N	%	N	%	N	%	
K	48	30	63	13	27	4	8	1	2	1.4
1	46	18	39	20	43	7	15	1	2	1.6
2	55	4	7	24	44	26	47	1	2	2.5
3	57	1	2	17	30	30	53	9	16	2.9
4	55	1	2	16	29	28	51	10	18	2.8
5	44	2	5	9	20	24	55	9	20	2.9
Total	305	56	18	99	32	119	39	31	10	2.4

* Less than 5 students tested

TELPAS Individual Language Domains

	Listening								Speaking								Reading								Writing							
	Beginning		Intermediate		Advanced		Advanced High		Beginning		Intermediate		Advanced		Advanced High		Beginning		Intermediate		Advanced		Advanced High		Beginning		Intermediate		Advanced		Advanced High	
Grade	N	%	N	%	N	%	N	%	N	%	N	%	N	%	N	%	N	%	N	%	N	%	N	%	N	%	N	%	N	%	N	%
K	29	60	14	29	4	8	1	2	33	69	10	21	4	8	1	2	31	65	11	23	4	8	2	4	38	79	8	17	2	4	0	0
1	14	30	25	54	6	13	1	2	18	39	22	48	5	11	1	2	34	74	7	15	4	9	1	2	32	70	4	9	10	22	0	0
2	1	2	5	9	28	50	22	39	6	11	37	66	11	20	2	4	9	16	25	45	17	30	5	9	12	21	33	59	11	20	0	0
3	1	2	2	4	15	26	39	68	10	18	29	51	18	32	0	0	9	16	19	33	9	16	20	35	4	7	14	25	24	42	15	26
4	6	11	10	18	24	44	15	27	8	15	27	49	19	35	1	2	4	7	16	29	9	16	26	47	2	3	13	22	24	41	20	34
5	5	11	8	18	15	34	16	36	9	20	23	52	12	27	0	0	2	5	9	20	8	18	25	57	2	5	9	20	9	20	24	55
Total	56	18	64	21	92	30	94	31	84	27	148	48	69	23	5	2	89	29	87	28	51	17	79	26	90	29	81	26	80	26	59	19

* Less than 5 students tested

Source:TELPAS data file 7/20/21

Texas English Language Proficiency Assessment System (TELPAS)
2021 Assessment Report

De Zavala Elementary School

Yearly Progress in TELPAS Composite Rating†

Grade	Cohort Size	Gained 1 Proficiency Level		Gained 2 Proficiency Levels		Gained 3 Proficiency Levels		Gained at Least 1 Proficiency Level	
	N	N	%	N	%	N	%	N	%
2	2	*	*	*	*	*	*	*	*
3	2	*	*	*	*	*	*	*	*
4	1	*	*	*	*	*	*	*	*
Total	5	2	40	0	0	0	0	2	40

TELPAS Composite Rating

Grade	Number of Students	Beginning		Intermediate		Advanced		Advanced High		Average Composite Score
	N	N	%	N	%	N	%	N	%	
K	26	24	92	2	8	0	0	0	0	1.0
1	30	9	30	18	60	3	10	0	0	1.6
2	36	3	8	21	58	10	28	2	6	2.4
3	43	2	5	13	30	20	47	8	19	2.8
4	40	3	8	10	25	13	33	14	35	2.8
5	37	2	5	2	5	23	62	10	27	3.1
Total	212	43	20	66	31	69	33	34	16	2.4

* Less than 5 students tested

TELPAS Individual Language Domains

	Listening								Speaking								Reading								Writing							
	Beginning		Intermediate		Advanced		Advanced High		Beginning		Intermediate		Advanced		Advanced High		Beginning		Intermediate		Advanced		Advanced High		Beginning		Intermediate		Advanced		Advanced High	
Grade	N	%	N	%	N	%	N	%	N	%	N	%	N	%	N	%	N	%	N	%	N	%	N	%	N	%	N	%	N	%	N	%
K	24	92	2	8	0	0	0	0	24	92	2	8	0	0	0	0	26	100	0	0	0	0	0	0	26	100	0	0	0	0	0	0
1	4	13	23	77	3	10	0	0	9	30	18	60	3	10	0	0	20	67	8	27	2	7	0	0	23	77	5	17	2	7	0	0
2	1	3	9	25	15	42	11	31	8	22	16	44	8	22	4	11	12	32	12	32	6	16	7	19	14	37	14	37	8	21	2	5
3	0	0	6	14	14	32	24	55	2	5	20	45	16	36	6	14	11	23	18	38	8	17	10	21	9	18	11	22	16	33	13	27
4	4	10	10	25	17	43	9	23	4	10	4	10	27	68	5	13	4	10	13	33	7	18	16	40	11	26	5	12	8	19	19	44
5	3	8	5	14	17	46	12	32	1	3	6	16	21	57	9	24	1	3	8	21	10	26	19	50	2	5	5	13	23	58	10	25
Total	36	17	55	26	66	31	56	26	48	23	66	31	75	35	24	11	74	34	59	27	33	15	52	24	85	38	40	18	57	25	44	19

* Less than 5 students tested

Source:TELPAS data file 7/20/21

Texas English Language Proficiency Assessment System (TELPAS)
2021 Assessment Report

Dogan Elementary School

Yearly Progress in TELPAS Composite Rating†

Grade	Cohort Size	Gained 1 Proficiency Level		Gained 2 Proficiency Levels		Gained 3 Proficiency Levels		Gained at Least 1 Proficiency Level	
	N	N	%	N	%	N	%	N	%
1	26	13	50	0	0	0	0	13	50
2	23	8	35	1	4	0	0	9	39
3	27	8	30	0	0	0	0	8	30
4	27	3	11	0	0	0	0	3	11
5	26	11	42	0	0	0	0	11	42
Total	129	43	33	1	1	0	0	44	34

* Less than 5 students tested

TELPAS Composite Rating

Grade	Number of Students	Beginning		Intermediate		Advanced		Advanced High		Average Composite Score
	N	N	%	N	%	N	%	N	%	
K	23	13	57	10	43	0	0	0	0	1.6
1	27	2	7	18	67	6	22	1	4	2.3
2	29	1	3	15	52	10	34	3	10	2.5
3	31	0	0	9	29	17	55	5	16	2.9
4	28	2	7	7	25	16	57	3	11	2.6
5	30	1	3	12	40	10	33	7	23	2.7
Total	168	19	11	71	42	59	35	19	11	2.5

TELPAS Individual Language Domains

	Listening								Speaking								Reading								Writing							
	Beginning		Intermediate		Advanced		Advanced High		Beginning		Intermediate		Advanced		Advanced High		Beginning		Intermediate		Advanced		Advanced High		Beginning		Intermediate		Advanced		Advanced High	
Grade	N	%	N	%	N	%	N	%	N	%	N	%	N	%	N	%	N	%	N	%	N	%	N	%	N	%	N	%	N	%	N	%
K	3	13	14	61	3	13	3	13	13	57	6	26	1	4	3	13	20	87	3	13	0	0	0	0	22	96	1	4	0	0	0	0
1	0	0	10	37	6	22	11	41	2	7	14	52	7	26	4	15	10	37	9	33	7	26	1	4	19	70	4	15	4	15	0	0
2	2	7	7	23	13	43	8	27	2	7	22	73	6	20	0	0	8	27	10	33	7	23	5	17	7	24	10	34	9	31	3	10
3	1	3	1	3	8	26	21	68	1	3	19	61	9	29	2	6	9	29	6	19	5	16	11	35	3	10	10	32	7	23	11	35
4	2	7	11	39	12	43	3	11	3	11	9	32	16	57	0	0	5	18	12	43	8	29	3	11	5	18	2	7	7	25	14	50
5	3	9	9	26	15	43	8	23	2	6	16	46	16	46	1	3	3	9	12	34	12	34	8	23	3	10	13	43	4	13	10	33
Total	11	6	52	30	57	33	54	31	23	13	86	49	55	32	10	6	55	32	52	30	39	22	28	16	59	35	40	24	31	18	38	23

* Less than 5 students tested

Source:TELPAS data file 7/20/21

Texas English Language Proficiency Assessment System (TELPAS)
2021 Assessment Report

Durham Elementary School

Yearly Progress in TELPAS Composite Rating†

Grade	Cohort Size	Gained 1 Proficiency Level		Gained 2 Proficiency Levels		Gained 3 Proficiency Levels		Gained at Least 1 Proficiency Level	
	N	N	%	N	%	N	%	N	%
2	1	*	*	*	*	*	*	*	*
3	1	*	*	*	*	*	*	*	*
Total	2	*	*	*	*	*	*	*	*

TELPAS Composite Rating

Grade	Number of Students	Beginning		Intermediate		Advanced		Advanced High		Average Composite Score
	N	N	%	N	%	N	%	N	%	
K	37	29	78	8	22	0	0	0	0	1.2
1	28	18	64	8	29	2	7	0	0	1.4
2	31	1	3	18	58	11	35	1	3	2.4
3	27	0	0	9	33	17	63	1	4	2.8
4	26	2	8	11	42	10	38	3	12	2.4
5	20	1	5	9	45	6	30	4	20	2.7
Total	169	51	30	63	37	46	27	9	5	2.1

* Less than 5 students tested

TELPAS Individual Language Domains

	Listening								Speaking								Reading								Writing							
	Beginning		Intermediate		Advanced		Advanced High		Beginning		Intermediate		Advanced		Advanced High		Beginning		Intermediate		Advanced		Advanced High		Beginning		Intermediate		Advanced		Advanced High	
Grade	N	%	N	%	N	%	N	%	N	%	N	%	N	%	N	%	N	%	N	%	N	%	N	%	N	%	N	%	N	%	N	%
K	27	73	9	24	1	3	0	0	29	78	6	16	1	3	1	3	32	86	5	14	0	0	0	0	32	86	5	14	0	0	0	0
1	12	43	12	43	4	14	0	0	18	64	6	21	4	14	0	0	21	75	4	14	3	11	0	0	25	89	3	11	0	0	0	0
2	0	0	13	42	10	32	8	26	1	3	19	61	10	32	1	3	13	42	9	29	6	19	3	10	6	19	15	48	8	26	2	6
3	0	0	2	7	10	37	15	56	3	11	17	63	6	22	1	4	5	19	9	33	9	33	4	15	1	4	10	37	9	33	7	26
4	3	12	12	46	7	27	4	15	4	15	11	42	10	38	1	4	5	19	12	46	4	15	5	19	8	31	3	12	9	35	6	23
5	4	20	6	30	5	25	5	25	2	10	11	55	6	30	1	5	1	5	7	35	4	20	8	40	2	10	5	25	9	45	4	20
Total	46	27	54	32	37	22	32	19	57	34	70	41	37	22	5	3	77	46	46	27	26	15	20	12	74	44	41	24	35	21	19	11

* Less than 5 students tested

Source:TELPAS data file 7/20/21

Texas English Language Proficiency Assessment System (TELPAS)
2021 Assessment Report

Durkee Elementary School

Yearly Progress in TELPAS Composite Rating†

Grade	Cohort Size	Gained 1 Proficiency Level		Gained 2 Proficiency Levels		Gained 3 Proficiency Levels		Gained at Least 1 Proficiency Level	
	N	N	%	N	%	N	%	N	%
1	53	7	13	2	4	0	0	9	17
2	36	13	36	0	0	0	0	13	36
3	19	2	11	0	0	0	0	2	11
5	18	12	67	0	0	0	0	12	67
Total	126	34	27	2	2	0	0	36	29

TELPAS Composite Rating

Grade	Number of Students	Beginning		Intermediate		Advanced		Advanced High		Average Composite Score
	N	N	%	N	%	N	%	N	%	
K	59	46	78	13	22	0	0	0	0	1.1
1	58	37	64	18	31	3	5	0	0	1.4
2	42	6	14	18	43	15	36	3	7	2.4
3	45	4	9	16	36	20	44	5	11	2.6
4	38	4	11	12	32	19	50	3	8	2.5
5	45	1	2	8	18	16	36	20	44	3.1
Total	287	98	34	85	30	73	25	31	11	2.1

* Less than 5 students tested

TELPAS Individual Language Domains

	Listening								Speaking								Reading								Writing							
	Beginning		Intermediate		Advanced		Advanced High		Beginning		Intermediate		Advanced		Advanced High		Beginning		Intermediate		Advanced		Advanced High		Beginning		Intermediate		Advanced		Advanced High	
Grade	N	%	N	%	N	%	N	%	N	%	N	%	N	%	N	%	N	%	N	%	N	%	N	%	N	%	N	%	N	%	N	%
K	45	76	14	24	0	0	0	0	46	78	13	22	0	0	0	0	56	95	3	5	0	0	0	0	58	98	1	2	0	0	0	0
1	22	38	33	57	3	5	0	0	37	64	18	31	3	5	0	0	46	79	10	17	2	3	0	0	50	86	7	12	1	2	0	0
2	6	14	4	10	18	43	14	33	7	17	21	50	12	29	2	5	12	28	17	40	9	21	5	12	10	23	22	50	7	16	5	11
3	2	4	8	18	13	29	22	49	7	16	20	44	16	36	2	4	13	29	16	36	5	11	11	24	11	24	13	29	13	29	8	18
4	7	18	10	26	17	45	4	11	6	16	8	21	23	61	1	3	5	13	18	47	7	18	8	21	5	13	13	34	16	42	4	11
5	4	9	6	13	20	43	16	35	5	11	8	17	31	67	2	4	3	7	13	28	4	9	26	57	2	4	5	11	13	29	25	56
Total	86	30	75	26	71	25	56	19	108	38	88	31	85	30	7	2	135	47	77	27	27	9	50	17	136	47	61	21	50	17	42	15

* Less than 5 students tested

Source:TELPAS data file 7/20/21

Texas English Language Proficiency Assessment System (TELPAS)
2021 Assessment Report

Eliot Elementary School

Yearly Progress in TELPAS Composite Rating†

Grade	Cohort Size	Gained 1 Proficiency Level		Gained 2 Proficiency Levels		Gained 3 Proficiency Levels		Gained at Least 1 Proficiency Level	
	N	N	%	N	%	N	%	N	%
1	47	10	21	0	0	0	0	10	21
2	38	12	32	0	0	0	0	12	32
3	41	18	44	0	0	0	0	18	44
4	41	15	37	0	0	0	0	15	37
5	42	22	52	0	0	0	0	22	52
Total	209	77	37	0	0	0	0	77	37

* Less than 5 students tested

TELPAS Composite Rating

Grade	Number of Students	Beginning		Intermediate		Advanced		Advanced High		Average Composite Score
	N	N	%	N	%	N	%	N	%	
K	32	13	41	14	44	5	16	0	0	1.6
1	50	19	38	26	52	4	8	1	2	1.7
2	39	5	13	14	36	16	41	4	10	2.4
3	44	0	0	16	36	19	43	9	20	2.9
4	42	2	5	9	21	22	52	9	21	2.8
5	44	3	7	9	20	15	34	17	39	2.9
Total	251	42	17	88	35	81	32	40	16	2.4

TELPAS Individual Language Domains

	Listening								Speaking								Reading								Writing							
	Beginning		Intermediate		Advanced		Advanced High		Beginning		Intermediate		Advanced		Advanced High		Beginning		Intermediate		Advanced		Advanced High		Beginning		Intermediate		Advanced		Advanced High	
Grade	N	%	N	%	N	%	N	%	N	%	N	%	N	%	N	%	N	%	N	%	N	%	N	%	N	%	N	%	N	%	N	%
K	12	38	10	31	10	31	0	0	13	41	8	25	11	34	0	0	26	81	5	16	1	3	0	0	27	84	4	13	1	3	0	0
1	15	30	18	36	16	32	1	2	20	40	22	44	6	12	2	4	32	64	14	28	3	6	1	2	32	64	16	32	1	2	1	2
2	3	8	7	18	14	36	15	38	5	13	22	56	11	28	1	3	13	33	12	31	9	23	5	13	12	30	11	28	13	33	4	10
3	0	0	7	16	14	32	23	52	2	5	14	32	16	36	12	27	9	20	19	43	5	11	11	25	2	5	17	39	16	36	9	20
4	5	12	12	29	21	50	4	10	2	5	9	21	27	64	4	10	5	12	17	40	9	21	11	26	4	10	6	14	17	40	15	36
5	5	11	12	27	12	27	15	34	4	9	6	14	30	68	4	9	4	9	14	32	8	18	18	41	4	9	12	27	10	23	18	41
Total	40	16	66	26	87	35	58	23	46	18	81	32	101	40	23	9	89	35	81	32	35	14	46	18	81	32	66	26	58	23	47	19

* Less than 5 students tested

Source:TELPAS data file 7/20/21

Texas English Language Proficiency Assessment System (TELPAS)
2021 Assessment Report

Elmore Elementary School

Yearly Progress in TELPAS Composite Rating†

Grade	Cohort Size	Gained 1 Proficiency Level		Gained 2 Proficiency Levels		Gained 3 Proficiency Levels		Gained at Least 1 Proficiency Level	
	N	N	%	N	%	N	%	N	%
1	3	*	*	*	*	*	*	*	*
2	2	*	*	*	*	*	*	*	*
3	3	*	*	*	*	*	*	*	*
Total	8	0	0	0	0	0	0	0	0

* Less than 5 students tested

TELPAS Composite Rating

Grade	Number of Students	Beginning		Intermediate		Advanced		Advanced High		Average Composite Score
	N	N	%	N	%	N	%	N	%	
K	31	15	48	13	42	1	3	2	6	1.7
1	44	20	45	16	36	7	16	1	2	1.7
2	33	7	21	24	73	2	6	0	0	1.9
3	26	4	15	13	50	7	27	2	8	2.2
4	30	6	20	15	50	8	27	1	3	2.1
5	24	1	4	14	58	7	29	2	8	2.4
Total	188	53	28	95	51	32	17	8	4	1.9

TELPAS Individual Language Domains

	Listening								Speaking								Reading								Writing							
	Beginning		Intermediate		Advanced		Advanced High		Beginning		Intermediate		Advanced		Advanced High		Beginning		Intermediate		Advanced		Advanced High		Beginning		Intermediate		Advanced		Advanced High	
Grade	N	%	N	%	N	%	N	%	N	%	N	%	N	%	N	%	N	%	N	%	N	%	N	%	N	%	N	%	N	%	N	%
K	8	26	15	48	1	3	7	23	15	48	8	26	1	3	7	23	28	90	1	3	0	0	2	6	28	90	1	3	0	0	2	6
1	18	41	15	34	8	18	3	7	18	41	15	34	9	20	2	5	29	66	12	27	2	5	1	2	32	73	7	16	3	7	2	5
2	3	9	16	48	8	24	6	18	9	27	21	64	3	9	0	0	26	79	5	15	2	6	0	0	23	45	20	39	8	16	0	0
3	1	4	4	15	17	65	4	15	5	19	12	46	6	23	3	12	15	56	8	30	4	15	0	0	17	37	11	24	11	24	7	15
4	11	37	8	27	7	23	4	13	8	27	10	33	11	37	1	3	9	30	15	50	5	17	1	3	8	18	21	47	12	27	4	9
5	1	4	12	48	8	32	4	16	3	12	14	56	8	32	0	0	5	21	12	50	4	17	3	13	4	12	14	41	9	26	7	21
Total	42	22	70	37	49	26	28	15	58	31	80	42	38	20	13	7	112	59	53	28	17	9	7	4	112	45	74	29	43	17	22	9

* Less than 5 students tested

Source:TELPAS data file 7/20/21

Texas English Language Proficiency Assessment System (TELPAS)
2021 Assessment Report

Elrod Elementary School

Yearly Progress in TELPAS Composite Rating†

Grade	Cohort Size	Gained 1 Proficiency Level		Gained 2 Proficiency Levels		Gained 3 Proficiency Levels		Gained at Least 1 Proficiency Level	
	N	N	%	N	%	N	%	N	%
1	1	*	*	*	*	*	*	*	*
2	5	3	60	1	20	0	0	4	80
3	1	*	*	*	*	*	*	*	*
4	1	*	*	*	*	*	*	*	*
Total	8	6	75	1	13	0	0	7	88

* Less than 5 students tested

TELPAS Composite Rating

Grade	Number of Students	Beginning		Intermediate		Advanced		Advanced High		Average Composite Score
	N	N	%	N	%	N	%	N	%	
K	59	20	34	18	31	15	25	6	10	2.0
1	54	24	44	19	35	11	20	0	0	1.7
2	57	12	21	32	56	12	21	1	2	2.0
3	56	7	13	24	43	22	39	3	5	2.5
4	56	3	5	23	41	20	36	10	18	2.7
5	52	6	12	12	23	24	46	10	19	2.7
Total	334	72	22	128	38	104	31	30	9	2.3

TELPAS Individual Language Domains

	Listening								Speaking								Reading								Writing							
	Beginning		Intermediate		Advanced		Advanced High		Beginning		Intermediate		Advanced		Advanced High		Beginning		Intermediate		Advanced		Advanced High		Beginning		Intermediate		Advanced		Advanced High	
Grade	N	%	N	%	N	%	N	%	N	%	N	%	N	%	N	%	N	%	N	%	N	%	N	%	N	%	N	%	N	%	N	%
K	20	34	18	31	15	25	6	10	21	36	14	24	18	31	6	10	26	44	19	32	9	15	5	8	24	41	23	39	6	10	6	10
1	18	33	25	46	10	19	1	2	25	46	19	35	9	17	1	2	31	57	17	31	6	11	0	0	32	59	18	33	4	7	0	0
2	4	7	14	24	26	44	15	25	21	36	30	51	8	14	0	0	30	51	15	25	13	22	1	2	35	56	15	24	13	21	0	0
3	1	2	10	18	15	27	30	54	12	21	27	48	15	27	2	4	24	43	12	21	9	16	11	20	11	16	28	41	22	32	8	12
4	6	10	13	22	24	41	16	27	16	27	19	32	20	34	4	7	7	12	16	28	18	32	16	28	4	6	18	27	21	32	23	35
5	7	13	10	19	17	33	18	35	10	19	13	25	26	50	3	6	6	11	15	28	13	25	19	36	11	17	21	32	17	26	17	26
Total	56	17	90	27	107	32	86	25	105	31	122	36	96	28	16	5	124	37	94	28	68	20	52	15	117	31	123	33	83	22	54	14

* Less than 5 students tested

Source:TELPAS data file 7/20/21

Texas English Language Proficiency Assessment System (TELPAS)
2021 Assessment Report

Emerson Elementary School

Yearly Progress in TELPAS Composite Rating†

Grade	Cohort Size	Gained 1 Proficiency Level		Gained 2 Proficiency Levels		Gained 3 Proficiency Levels		Gained at Least 1 Proficiency Level	
	N	N	%	N	%	N	%	N	%
1	5	1	20	0	0	0	0	1	20
2	3	*	*	*	*	*	*	*	*
3	2	*	*	*	*	*	*	*	*
5	1	*	*	*	*	*	*	*	*
Total	11	5	45	0	0	0	0	5	45

* Less than 5 students tested

TELPAS Composite Rating

Grade	Number of Students	Beginning		Intermediate		Advanced		Advanced High		Average Composite Score
	N	N	%	N	%	N	%	N	%	
K	112	84	75	21	19	7	6	0	0	1.3
1	98	20	20	37	38	15	15	26	27	2.4
2	102	16	16	42	41	38	37	6	6	2.3
3	94	10	11	36	38	33	35	15	16	2.6
4	82	4	5	31	38	36	44	11	13	2.7
5	73	3	4	21	29	36	49	13	18	2.9
Total	561	137	24	188	34	165	29	71	13	2.3

TELPAS Individual Language Domains

	Listening								Speaking								Reading								Writing							
	Beginning		Intermediate		Advanced		Advanced High		Beginning		Intermediate		Advanced		Advanced High		Beginning		Intermediate		Advanced		Advanced High		Beginning		Intermediate		Advanced		Advanced High	
Grade	N	%	N	%	N	%	N	%	N	%	N	%	N	%	N	%	N	%	N	%	N	%	N	%	N	%	N	%	N	%	N	%
K	74	66	27	24	11	10	0	0	87	78	18	16	7	6	0	0	95	85	10	9	7	6	0	0	98	88	7	6	7	6	0	0
1	17	17	39	40	15	15	27	28	20	20	36	37	17	17	25	26	25	26	31	32	17	17	25	26	28	29	32	33	16	16	22	22
2	8	8	31	30	37	36	28	27	22	21	49	47	24	23	9	9	38	36	40	38	20	19	7	7	30	29	37	35	27	26	11	10
3	2	2	23	24	26	27	44	46	19	20	32	34	27	28	17	18	26	27	35	37	11	12	23	24	21	21	42	41	34	33	5	5
4	12	14	27	32	35	42	10	12	11	13	26	31	37	44	10	12	8	10	32	38	27	32	17	20	7	8	21	24	25	29	34	39
5	13	17	14	18	30	39	19	25	13	17	22	29	30	39	11	14	4	5	22	29	17	23	32	43	6	8	19	24	33	41	22	28
Total	126	22	161	28	154	27	128	22	172	30	183	32	142	25	72	13	196	34	170	30	99	17	104	18	190	33	158	27	142	24	94	16

* Less than 5 students tested

Source:TELPAS data file 7/20/21

Texas English Language Proficiency Assessment System (TELPAS)
2021 Assessment Report

Energized for Excellence Academy Elementary School

Yearly Progress in TELPAS Composite Rating†

Grade	Cohort Size	Gained 1 Proficiency Level		Gained 2 Proficiency Levels		Gained 3 Proficiency Levels		Gained at Least 1 Proficiency Level	
	N	N	%	N	%	N	%	N	%
2	65	32	49	2	3	0	0	34	52
3	1	*	*	*	*	*	*	*	*
5	1	*	*	*	*	*	*	*	*
Total	67	32	48	2	3	0	0	34	51

TELPAS Composite Rating

Grade	Number of Students	Beginning		Intermediate		Advanced		Advanced High		Average Composite Score
	N	N	%	N	%	N	%	N	%	
K	181	158	87	22	12	0	0	1	1	1.1
1	169	65	38	79	47	22	13	3	2	1.7
2	199	23	12	116	58	54	27	6	3	2.2
3	175	13	7	82	47	66	38	14	8	2.6
4	216	4	2	124	57	71	33	17	8	2.4
5	156	2	1	57	37	71	46	26	17	2.8
Total	1,096	265	24	480	44	284	26	67	6	2.1

* Less than 5 students tested

TELPAS Individual Language Domains

	Listening								Speaking								Reading								Writing							
	Beginning		Intermediate		Advanced		Advanced High		Beginning		Intermediate		Advanced		Advanced High		Beginning		Intermediate		Advanced		Advanced High		Beginning		Intermediate		Advanced		Advanced High	
Grade	N	%	N	%	N	%	N	%	N	%	N	%	N	%	N	%	N	%	N	%	N	%	N	%	N	%	N	%	N	%	N	%
K	152	84	28	15	0	0	1	1	155	86	23	13	2	1	1	1	168	93	12	7	0	0	1	1	166	92	14	8	0	0	1	1
1	56	33	81	48	27	16	5	3	66	39	75	44	22	13	6	4	89	53	56	33	21	12	3	2	113	67	41	24	11	7	4	2
2	11	5	58	29	73	36	61	30	75	37	108	53	18	9	2	1	87	43	62	30	40	20	15	7	37	19	104	52	49	25	10	5
3	2	1	22	13	48	27	103	59	45	26	102	58	24	14	4	2	54	31	56	32	26	15	39	22	21	12	70	40	67	38	17	10
4	22	10	91	42	68	31	36	17	65	30	85	39	65	30	2	1	34	16	98	45	41	19	44	20	7	3	86	39	97	44	30	14
5	8	5	41	25	62	38	51	31	25	15	53	33	78	48	6	4	9	6	63	39	25	15	65	40	5	3	57	36	73	46	23	15
Total	251	23	321	29	278	25	257	23	431	39	446	40	209	19	21	2	441	40	347	31	153	14	167	15	349	32	372	34	297	27	85	8

* Less than 5 students tested

Source:TELPAS data file 7/20/21

Texas English Language Proficiency Assessment System (TELPAS)
2021 Assessment Report

Field Elementary School

Yearly Progress in TELPAS Composite Rating†

Grade	Cohort Size	Gained 1 Proficiency Level		Gained 2 Proficiency Levels		Gained 3 Proficiency Levels		Gained at Least 1 Proficiency Level	
	N	N	%	N	%	N	%	N	%
1	8	2	25	1	13	0	0	3	38
2	8	4	50	0	0	0	0	4	50
4	5	3	60	0	0	0	0	3	60
5	4	*	*	*	*	*	*	*	*
Total	25	11	44	1	4	0	0	12	48

TELPAS Composite Rating

Grade	Number of Students	Beginning		Intermediate		Advanced		Advanced High		Average Composite Score
	N	N	%	N	%	N	%	N	%	
K	3	*	*	*	*	*	*	*	*	*
1	8	2	25	2	25	4	50	0	0	2.1
2	11	1	9	1	9	7	64	2	18	2.9
3	13	0	0	1	8	7	54	5	38	3.4
4	6	0	0	1	17	3	50	2	33	3.1
5	6	1	17	2	33	1	17	2	33	2.7
Total	47	4	9	10	21	22	47	11	23	2.8

* Less than 5 students tested

TELPAS Individual Language Domains

	Listening								Speaking								Reading								Writing							
	Beginning		Intermediate		Advanced		Advanced High		Beginning		Intermediate		Advanced		Advanced High		Beginning		Intermediate		Advanced		Advanced High		Beginning		Intermediate		Advanced		Advanced High	
Grade	N	%	N	%	N	%	N	%	N	%	N	%	N	%	N	%	N	%	N	%	N	%	N	%	N	%	N	%	N	%	N	%
K	*	*	*	*	*	*	*	*	*	*	*	*	*	*	*	*	*	*	*	*	*	*	*	*	*	*	*	*	*	*	*	*
1	1	13	3	38	4	50	0	0	2	25	2	25	4	50	0	0	3	38	4	50	0	0	1	13	4	50	2	25	2	25	0	0
2	0	0	1	9	2	18	8	73	1	9	5	45	5	45	0	0	1	9	3	27	3	27	4	36	2	18	2	18	5	45	2	18
3	0	0	0	0	2	15	11	85	0	0	6	46	5	38	2	15	0	0	2	15	4	31	7	54	0	0	1	8	5	38	7	54
4	0	0	2	33	2	33	2	33	0	0	0	0	6	100	0	0	0	0	2	33	0	0	4	67	0	0	1	17	5	83	0	0
5	2	33	0	0	2	33	2	33	3	50	1	17	0	0	2	33	1	17	1	17	0	0	4	67	1	17	2	33	1	17	2	33
Total	3	6	9	19	12	26	23	49	6	13	14	30	23	49	4	9	8	17	12	26	7	15	20	43	10	21	8	17	18	38	11	23

* Less than 5 students tested

Source:TELPAS data file 7/20/21

Texas English Language Proficiency Assessment System (TELPAS)
2021 Assessment Report

Foerster Elementary School

Yearly Progress in TELPAS Composite Rating†

Grade	Cohort Size	Gained 1 Proficiency Level		Gained 2 Proficiency Levels		Gained 3 Proficiency Levels		Gained at Least 1 Proficiency Level	
	N	N	%	N	%	N	%	N	%
1	17	3	18	0	0	0	0	3	18
2	1	*	*	*	*	*	*	*	*
3	1	*	*	*	*	*	*	*	*
4	2	*	*	*	*	*	*	*	*
5	1	*	*	*	*	*	*	*	*
Total	22	4	18	0	0	0	0	4	18

* Less than 5 students tested

TELPAS Composite Rating

Grade	Number of Students	Beginning		Intermediate		Advanced		Advanced High		Average Composite Score
	N	N	%	N	%	N	%	N	%	
K	27	27	100	0	0	0	0	0	0	1.1
1	27	10	37	16	59	1	4	0	0	1.6
2	28	0	0	15	54	11	39	2	7	2.5
3	43	2	5	19	44	19	44	3	7	2.5
4	23	4	17	9	39	9	39	1	4	2.3
5	23	4	17	6	26	10	43	3	13	2.6
Total	171	47	27	65	38	50	29	9	5	2.1

TELPAS Individual Language Domains

	Listening								Speaking								Reading								Writing							
	Beginning		Intermediate		Advanced		Advanced High		Beginning		Intermediate		Advanced		Advanced High		Beginning		Intermediate		Advanced		Advanced High		Beginning		Intermediate		Advanced		Advanced High	
Grade	N	%	N	%	N	%	N	%	N	%	N	%	N	%	N	%	N	%	N	%	N	%	N	%	N	%	N	%	N	%	N	%
K	22	81	5	19	0	0	0	0	27	100	0	0	0	0	0	0	27	100	0	0	0	0	0	0	27	100	0	0	0	0	0	0
1	7	26	15	56	5	19	0	0	10	37	11	41	6	22	0	0	22	81	4	15	1	4	0	0	22	81	4	15	1	4	0	0
2	1	3	8	27	6	20	15	50	3	10	19	63	7	23	1	3	10	34	12	41	3	10	4	14	7	21	13	39	9	27	4	12
3	1	2	12	27	11	24	21	47	4	9	31	69	8	18	2	4	16	33	17	35	6	13	9	19	8	16	25	50	11	22	6	12
4	5	19	12	46	8	31	1	4	3	12	14	54	7	27	2	8	5	20	8	32	9	36	3	12	5	21	12	50	5	21	2	8
5	9	32	5	18	6	21	8	29	10	36	10	36	8	29	0	0	3	11	9	33	4	15	11	41	4	15	12	46	4	15	6	23
Total	45	25	57	31	36	20	45	25	57	31	85	46	36	20	5	3	83	45	50	27	23	13	27	15	73	39	66	35	30	16	18	10

* Less than 5 students tested

Source:TELPAS data file 7/20/21

Texas English Language Proficiency Assessment System (TELPAS)
2021 Assessment Report

Fondren Elementary School

Yearly Progress in TELPAS Composite Rating†

Grade	Cohort Size	Gained 1 Proficiency Level		Gained 2 Proficiency Levels		Gained 3 Proficiency Levels		Gained at Least 1 Proficiency Level	
	N	N	%	N	%	N	%	N	%
1	2	*	*	*	*	*	*	*	*
3	2	*	*	*	*	*	*	*	*
Total	4	*	*	*	*	*	*	*	*

TELPAS Composite Rating

Grade	Number of Students	Beginning		Intermediate		Advanced		Advanced High		Average Composite Score
	N	N	%	N	%	N	%	N	%	
K	21	12	57	9	43	0	0	0	0	1.3
1	21	4	19	16	76	0	0	1	5	1.8
2	18	1	6	5	28	10	56	2	11	2.7
3	20	1	5	7	35	10	50	2	10	2.7
4	17	4	24	8	47	4	24	1	6	2.2
5	14	0	0	4	29	7	50	3	21	2.8
Total	111	22	20	49	44	31	28	9	8	2.2

* Less than 5 students tested

TELPAS Individual Language Domains

	Listening								Speaking								Reading								Writing							
	Beginning		Intermediate		Advanced		Advanced High		Beginning		Intermediate		Advanced		Advanced High		Beginning		Intermediate		Advanced		Advanced High		Beginning		Intermediate		Advanced		Advanced High	
Grade	N	%	N	%	N	%	N	%	N	%	N	%	N	%	N	%	N	%	N	%	N	%	N	%	N	%	N	%	N	%	N	%
K	11	52	10	48	0	0	0	0	12	57	9	43	0	0	0	0	20	95	1	5	0	0	0	0	20	95	1	5	0	0	0	0
1	4	19	16	76	0	0	1	5	4	19	16	76	0	0	1	5	6	29	14	67	1	5	0	0	10	48	10	48	1	5	0	0
2	0	0	6	32	7	37	6	32	2	11	11	58	3	16	3	16	3	17	6	33	5	28	4	22	5	22	7	30	9	39	2	9
3	0	0	3	15	11	55	6	30	2	10	4	20	11	55	3	15	5	25	8	40	3	15	4	20	4	16	11	44	5	20	5	20
4	5	28	4	22	7	39	2	11	4	22	8	44	5	28	1	6	5	29	6	35	3	18	3	18	6	33	8	44	4	22	0	0
5	2	13	4	25	6	38	4	25	5	31	3	19	7	44	1	6	0	0	7	47	2	13	6	40	0	0	12	63	5	26	2	11
Total	22	19	43	37	31	27	19	17	29	25	51	44	26	23	9	8	39	35	42	38	14	13	17	15	45	35	49	39	24	19	9	7

* Less than 5 students tested

Source:TELPAS data file 7/20/21

Texas English Language Proficiency Assessment System (TELPAS)
2021 Assessment Report

Foster Elementary School

No Progress Data Available

TELPAS Composite Rating

Grade	Number of Students	Beginning		Intermediate		Advanced		Advanced High		Average Composite Score
	N	N	%	N	%	N	%	N	%	
K	2	*	*	*	*	*	*	*	*	*
1	4	*	*	*	*	*	*	*	*	*
2	3	*	*	*	*	*	*	*	*	*
3	2	*	*	*	*	*	*	*	*	*
4	2	*	*	*	*	*	*	*	*	*
5	2	*	*	*	*	*	*	*	*	*
Total	15	0	0	10	67	3	20	2	13	2.3

TELPAS Individual Language Domains

	Listening								Speaking								Reading								Writing							
	Beginning		Intermediate		Advanced		Advanced High		Beginning		Intermediate		Advanced		Advanced High		Beginning		Intermediate		Advanced		Advanced High		Beginning		Intermediate		Advanced		Advanced High	
Grade	N	%	N	%	N	%	N	%	N	%	N	%	N	%	N	%	N	%	N	%	N	%	N	%	N	%	N	%	N	%	N	%
K	*	*	*	*	*	*	*	*	*	*	*	*	*	*	*	*	*	*	*	*	*	*	*	*	*	*	*	*	*	*	*	*
1	*	*	*	*	*	*	*	*	*	*	*	*	*	*	*	*	*	*	*	*	*	*	*	*	*	*	*	*	*	*	*	*
2	*	*	*	*	*	*	*	*	*	*	*	*	*	*	*	*	*	*	*	*	*	*	*	*	*	*	*	*	*	*	*	*
3	*	*	*	*	*	*	*	*	*	*	*	*	*	*	*	*	*	*	*	*	*	*	*	*	*	*	*	*	*	*	*	*
4	*	*	*	*	*	*	*	*	*	*	*	*	*	*	*	*	*	*	*	*	*	*	*	*	*	*	*	*	*	*	*	*
5	*	*	*	*	*	*	*	*	*	*	*	*	*	*	*	*	*	*	*	*	*	*	*	*	*	*	*	*	*	*	*	*
Total	1	7	7	47	6	40	1	7	3	20	8	53	3	20	1	7	3	20	7	47	2	13	3	20	1	7	10	67	1	7	3	20

* Less than 5 students tested

Source:TELPAS data file 7/20/21

Texas English Language Proficiency Assessment System (TELPAS)
2021 Assessment Report

Franklin Elementary School

Yearly Progress in TELPAS Composite Rating†

Grade	Cohort Size	Gained 1 Proficiency Level		Gained 2 Proficiency Levels		Gained 3 Proficiency Levels		Gained at Least 1 Proficiency Level	
	N	N	%	N	%	N	%	N	%
4	15	1	7	0	0	0	0	1	7
Total	15	1	7	0	0	0	0	1	7

TELPAS Composite Rating

Grade	Number of Students	Beginning		Intermediate		Advanced		Advanced High		Average Composite Score
	N	N	%	N	%	N	%	N	%	
K	27	24	89	3	11	0	0	0	0	1.1
1	32	16	50	16	50	0	0	0	0	1.4
2	36	4	11	17	47	13	36	2	6	2.3
3	24	0	0	15	63	6	25	3	13	2.5
4	22	3	14	8	36	10	45	1	5	2.4
5	40	2	5	16	40	18	45	4	10	2.6
Total	181	49	27	75	41	47	26	10	6	2.1

* Less than 5 students tested

TELPAS Individual Language Domains

	Listening								Speaking								Reading								Writing							
	Beginning		Intermediate		Advanced		Advanced High		Beginning		Intermediate		Advanced		Advanced High		Beginning		Intermediate		Advanced		Advanced High		Beginning		Intermediate		Advanced		Advanced High	
Grade	N	%	N	%	N	%	N	%	N	%	N	%	N	%	N	%	N	%	N	%	N	%	N	%	N	%	N	%	N	%	N	%
K	24	89	3	11	0	0	0	0	24	89	3	11	0	0	0	0	26	96	1	4	0	0	0	0	26	96	1	4	0	0	0	0
1	12	38	15	47	5	16	0	0	16	50	11	34	5	16	0	0	30	94	2	6	0	0	0	0	32	100	0	0	0	0	0	0
2	2	6	11	31	7	19	16	44	5	14	22	61	7	19	2	6	10	28	13	36	9	25	4	11	16	44	9	25	11	31	0	0
3	0	0	4	17	7	29	13	54	0	0	11	46	12	50	1	4	5	21	10	42	4	17	5	21	13	54	5	21	5	21	1	4
4	4	18	7	32	9	41	2	9	1	5	9	41	10	45	2	9	5	23	12	55	3	14	2	9	4	18	11	50	5	23	2	9
5	6	15	12	30	15	38	7	18	3	8	15	38	22	55	0	0	6	15	14	34	14	34	7	17	6	14	12	29	16	38	8	19
Total	48	27	52	29	43	24	38	21	49	27	71	39	56	31	5	3	82	45	52	29	30	16	18	10	97	53	38	21	37	20	11	6

* Less than 5 students tested

Source:TELPAS data file 7/20/21

Texas English Language Proficiency Assessment System (TELPAS)
2021 Assessment Report

Frost Elementary School

Yearly Progress in TELPAS Composite Rating†

Grade	Cohort Size	Gained 1 Proficiency Level		Gained 2 Proficiency Levels		Gained 3 Proficiency Levels		Gained at Least 1 Proficiency Level	
	N	N	%	N	%	N	%	N	%
1	15	4	27	1	7	2	13	7	47
2	11	6	55	0	0	0	0	6	55
Total	26	10	38	1	4	2	8	13	50

TELPAS Composite Rating

Grade	Number of Students	Beginning		Intermediate		Advanced		Advanced High		Average Composite Score
	N	N	%	N	%	N	%	N	%	
K	10	2	20	8	80	0	0	0	0	1.4
1	17	6	35	7	41	0	0	4	24	2.2
2	12	0	0	9	75	3	25	0	0	2.3
3	16	0	0	7	44	8	50	1	6	2.7
4	10	2	20	2	20	6	60	0	0	2.7
5	18	0	0	6	33	10	56	2	11	2.8
Total	83	10	12	39	47	27	33	7	8	2.4

* Less than 5 students tested

TELPAS Individual Language Domains

	Listening								Speaking								Reading								Writing							
	Beginning		Intermediate		Advanced		Advanced High		Beginning		Intermediate		Advanced		Advanced High		Beginning		Intermediate		Advanced		Advanced High		Beginning		Intermediate		Advanced		Advanced High	
Grade	N	%	N	%	N	%	N	%	N	%	N	%	N	%	N	%	N	%	N	%	N	%	N	%	N	%	N	%	N	%	N	%
K	1	10	9	90	0	0	0	0	2	20	8	80	0	0	0	0	10	100	0	0	0	0	0	0	10	100	0	0	0	0	0	0
1	6	35	7	41	0	0	4	24	6	35	7	41	0	0	4	24	5	29	7	41	0	0	5	29	6	35	7	41	0	0	4	24
2	2	17	4	33	6	50	0	0	4	33	6	50	2	17	0	0	1	8	3	25	4	33	4	33	1	8	10	83	1	8	0	0
3	0	0	1	6	8	50	7	44	1	6	13	81	1	6	1	6	0	0	7	44	4	25	5	31	5	31	6	38	3	19	2	13
4	2	18	2	18	4	36	3	27	2	18	6	55	3	27	0	0	2	18	2	18	2	18	5	45	2	20	1	10	4	40	3	30
5	3	17	5	28	6	33	4	22	2	11	10	56	5	28	1	6	0	0	2	11	6	33	10	56	1	6	4	22	8	44	5	28
Total	14	17	28	33	24	29	18	21	17	20	50	60	11	13	6	7	18	21	21	25	16	19	29	35	25	30	28	34	16	19	14	17

* Less than 5 students tested

Source:TELPAS data file 7/20/21

Texas English Language Proficiency Assessment System (TELPAS)
2021 Assessment Report

Gallegos Elementary School

Yearly Progress in TELPAS Composite Rating†

Grade	Cohort Size	Gained 1 Proficiency Level		Gained 2 Proficiency Levels		Gained 3 Proficiency Levels		Gained at Least 1 Proficiency Level	
	N	N	%	N	%	N	%	N	%
1	2	*	*	*	*	*	*	*	*
3	1	*	*	*	*	*	*	*	*
4	1	*	*	*	*	*	*	*	*
Total	4	*	*	*	*	*	*	*	*

TELPAS Composite Rating

Grade	Number of Students	Beginning		Intermediate		Advanced		Advanced High		Average Composite Score
	N	N	%	N	%	N	%	N	%	
K	21	8	38	13	62	0	0	0	0	1.5
1	31	7	23	14	45	10	32	0	0	1.9
2	23	3	13	14	61	6	26	0	0	2.2
3	26	5	19	14	54	7	27	0	0	2.1
4	16	1	6	7	44	7	44	1	6	2.5
5	26	0	0	7	27	17	65	2	8	2.8
Total	143	24	17	69	48	47	33	3	2	2.1

* Less than 5 students tested

TELPAS Individual Language Domains

	Listening								Speaking								Reading								Writing							
	Beginning		Intermediate		Advanced		Advanced High		Beginning		Intermediate		Advanced		Advanced High		Beginning		Intermediate		Advanced		Advanced High		Beginning		Intermediate		Advanced		Advanced High	
Grade	N	%	N	%	N	%	N	%	N	%	N	%	N	%	N	%	N	%	N	%	N	%	N	%	N	%	N	%	N	%	N	%
K	7	33	9	43	5	24	0	0	8	38	8	38	5	24	0	0	20	95	1	5	0	0	0	0	20	95	1	5	0	0	0	0
1	4	13	14	45	13	42	0	0	8	26	11	35	12	39	0	0	18	58	9	29	4	13	0	0	15	48	14	45	2	6	0	0
2	1	4	7	30	8	35	7	30	7	30	13	57	3	13	0	0	10	43	6	26	6	26	1	4	11	48	5	22	2	9	5	22
3	1	4	9	35	6	23	10	38	6	23	12	46	7	27	1	4	15	58	8	31	2	8	1	4	13	48	14	52	0	0	0	0
4	3	18	6	35	8	47	0	0	3	18	5	29	7	41	2	12	3	18	8	47	4	24	2	12	1	6	3	19	11	69	1	6
5	2	7	7	26	9	33	9	33	1	4	14	52	11	41	1	4	3	11	10	37	4	15	10	37	0	0	12	44	13	48	2	7
Total	18	12	52	36	49	34	26	18	33	23	63	43	45	31	4	3	69	48	42	29	20	14	14	10	60	41	49	34	28	19	8	6

* Less than 5 students tested

Source:TELPAS data file 7/20/21

Texas English Language Proficiency Assessment System (TELPAS)
2021 Assessment Report

Garcia Elementary School

Yearly Progress in TELPAS Composite Rating†

Grade	Cohort Size	Gained 1 Proficiency Level		Gained 2 Proficiency Levels		Gained 3 Proficiency Levels		Gained at Least 1 Proficiency Level	
	N	N	%	N	%	N	%	N	%
2	1	*	*	*	*	*	*	*	*
4	1	*	*	*	*	*	*	*	*
Total	2	*	*	*	*	*	*	*	*

TELPAS Composite Rating

Grade	Number of Students	Beginning		Intermediate		Advanced		Advanced High		Average Composite Score
	N	N	%	N	%	N	%	N	%	
K	30	24	80	6	20	0	0	0	0	1.1
1	25	19	76	1	4	5	20	0	0	1.4
2	25	1	4	14	56	8	32	2	8	2.4
3	38	1	3	27	71	9	24	1	3	2.4
4	29	0	0	15	52	9	31	5	17	2.6
5	39	1	3	6	15	18	46	14	36	3.0
Total	186	46	25	69	37	49	26	22	12	2.2

* Less than 5 students tested

TELPAS Individual Language Domains

	Listening								Speaking								Reading								Writing							
	Beginning		Intermediate		Advanced		Advanced High		Beginning		Intermediate		Advanced		Advanced High		Beginning		Intermediate		Advanced		Advanced High		Beginning		Intermediate		Advanced		Advanced High	
Grade	N	%	N	%	N	%	N	%	N	%	N	%	N	%	N	%	N	%	N	%	N	%	N	%	N	%	N	%	N	%	N	%
K	23	77	7	23	0	0	0	0	24	80	6	20	0	0	0	0	30	100	0	0	0	0	0	0	30	100	0	0	0	0	0	0
1	19	76	1	4	3	12	2	8	19	76	1	4	3	12	2	8	19	76	4	16	2	8	0	0	19	76	4	16	2	8	0	0
2	0	0	8	32	12	48	5	20	4	16	13	52	7	28	1	4	9	36	8	32	3	12	5	20	11	42	5	19	7	27	3	12
3	0	0	9	24	12	32	17	45	7	18	25	66	4	11	2	5	13	34	14	37	5	13	6	16	12	32	16	42	8	21	2	5
4	2	7	12	41	8	28	7	24	2	7	9	31	17	59	1	3	1	3	13	45	5	17	10	34	7	24	9	31	11	38	2	7
5	4	10	10	25	15	38	11	28	2	5	10	25	26	65	2	5	2	5	13	33	8	20	17	43	1	2	8	19	13	31	20	48
Total	48	26	47	25	50	27	42	22	58	31	64	34	57	30	8	4	74	40	52	28	23	12	38	20	80	42	42	22	41	22	27	14

* Less than 5 students tested

Source:TELPAS data file 7/20/21

Texas English Language Proficiency Assessment System (TELPAS)
2021 Assessment Report

Garden Villas Elementary School

Yearly Progress in TELPAS Composite Rating†

Grade	Cohort Size	Gained 1 Proficiency Level		Gained 2 Proficiency Levels		Gained 3 Proficiency Levels		Gained at Least 1 Proficiency Level	
	N	N	%	N	%	N	%	N	%
1	2	*	*	*	*	*	*	*	*
2	1	*	*	*	*	*	*	*	*
3	1	*	*	*	*	*	*	*	*
Total	4	*	*	*	*	*	*	*	*

TELPAS Composite Rating

Grade	Number of Students	Beginning		Intermediate		Advanced		Advanced High		Average Composite Score
	N	N	%	N	%	N	%	N	%	
K	16	1	6	14	88	1	6	0	0	1.6
1	33	5	15	23	70	5	15	0	0	1.9
2	14	2	14	7	50	4	29	1	7	2.3
3	20	2	10	9	45	9	45	0	0	2.4
4	20	3	15	7	35	7	35	3	15	2.4
5	21	0	0	6	29	10	48	5	24	2.8
Total	124	13	10	66	53	36	29	9	7	2.2

* Less than 5 students tested

TELPAS Individual Language Domains

	Listening								Speaking								Reading								Writing							
	Beginning		Intermediate		Advanced		Advanced High		Beginning		Intermediate		Advanced		Advanced High		Beginning		Intermediate		Advanced		Advanced High		Beginning		Intermediate		Advanced		Advanced High	
Grade	N	%	N	%	N	%	N	%	N	%	N	%	N	%	N	%	N	%	N	%	N	%	N	%	N	%	N	%	N	%	N	%
K	1	6	12	75	3	19	0	0	1	6	12	75	3	19	0	0	15	94	1	6	0	0	0	0	14	88	2	13	0	0	0	0
1	3	9	8	24	19	58	3	9	5	15	10	30	15	45	3	9	28	85	5	15	0	0	0	0	22	67	9	27	2	6	0	0
2	0	0	5	36	3	21	6	43	3	21	9	64	1	7	1	7	6	43	2	14	3	21	3	21	6	43	5	36	3	21	0	0
3	1	5	3	15	3	15	13	65	4	20	10	50	5	25	1	5	6	30	5	25	6	30	3	15	9	45	9	45	0	0	2	10
4	7	35	3	15	8	40	2	10	6	30	7	35	5	25	2	10	2	10	11	55	3	15	4	20	4	19	9	43	4	19	4	19
5	1	5	4	18	10	45	7	32	1	5	11	50	8	36	2	9	1	5	7	32	7	32	7	32	2	10	7	33	6	29	6	29
Total	13	10	35	28	46	37	31	25	20	16	59	47	37	30	9	7	58	46	31	25	19	15	17	14	57	46	41	33	15	12	12	10

* Less than 5 students tested

Source:TELPAS data file 7/20/21

Texas English Language Proficiency Assessment System (TELPAS)
2021 Assessment Report

Golfcrest Elementary School

Yearly Progress in TELPAS Composite Rating†

Grade	Cohort Size	Gained 1 Proficiency Level		Gained 2 Proficiency Levels		Gained 3 Proficiency Levels		Gained at Least 1 Proficiency Level	
	N	N	%	N	%	N	%	N	%
3	2	*	*	*	*	*	*	*	*
Total	2	*	*	*	*	*	*	*	*

TELPAS Composite Rating

Grade	Number of Students	Beginning		Intermediate		Advanced		Advanced High		Average Composite Score
	N	N	%	N	%	N	%	N	%	
K	27	23	85	3	11	1	4	0	0	1.1
1	38	23	61	13	34	1	3	1	3	1.4
2	30	13	43	12	40	4	13	1	3	1.8
3	30	3	10	21	70	5	17	1	3	2.1
4	43	8	19	22	51	12	28	1	2	2.1
5	35	2	6	16	46	14	40	3	9	2.6
Total	203	72	35	87	43	37	18	7	3	1.9

* Less than 5 students tested

TELPAS Individual Language Domains

	Listening								Speaking								Reading								Writing							
	Beginning		Intermediate		Advanced		Advanced High		Beginning		Intermediate		Advanced		Advanced High		Beginning		Intermediate		Advanced		Advanced High		Beginning		Intermediate		Advanced		Advanced High	
Grade	N	%	N	%	N	%	N	%	N	%	N	%	N	%	N	%	N	%	N	%	N	%	N	%	N	%	N	%	N	%	N	%
K	23	85	3	11	1	4	0	0	20	74	6	22	1	4	0	0	26	96	1	4	0	0	0	0	26	96	1	4	0	0	0	0
1	21	55	11	29	4	11	2	5	22	58	10	26	2	5	4	11	33	87	2	5	2	5	1	3	36	95	1	3	1	3	0	0
2	8	22	13	35	11	30	5	14	18	49	15	41	3	8	1	3	22	59	7	19	6	16	2	5	21	58	11	31	4	11	0	0
3	2	6	10	30	10	30	11	33	10	30	17	52	6	18	0	0	16	46	12	34	2	6	5	14	15	42	11	31	8	22	2	6
4	12	26	19	40	14	30	2	4	18	38	17	36	11	23	1	2	5	11	32	71	6	13	2	4	13	27	21	44	12	25	2	4
5	9	18	19	37	14	27	9	18	10	20	18	35	21	41	2	4	12	23	18	34	8	15	15	28	9	24	10	27	10	27	8	22
Total	75	32	75	32	54	23	29	12	98	42	83	36	44	19	8	3	114	49	72	31	24	10	25	11	120	54	55	25	35	16	12	5

* Less than 5 students tested

Source:TELPAS data file 7/20/21

Texas English Language Proficiency Assessment System (TELPAS)
2021 Assessment Report

Gregg Elementary School

Yearly Progress in TELPAS Composite Rating†

Grade	Cohort Size	Gained 1 Proficiency Level		Gained 2 Proficiency Levels		Gained 3 Proficiency Levels		Gained at Least 1 Proficiency Level	
	N	N	%	N	%	N	%	N	%
1	32	6	19	2	6	0	0	8	25
2	21	2	10	0	0	0	0	2	10
3	3	*	*	*	*	*	*	*	*
Total	56	10	18	2	4	0	0	12	21

TELPAS Composite Rating

Grade	Number of Students	Beginning		Intermediate		Advanced		Advanced High		Average Composite Score
	N	N	%	N	%	N	%	N	%	
K	23	4	17	14	61	3	13	2	9	2.1
1	37	13	35	15	41	9	24	0	0	1.9
2	22	4	18	12	55	6	27	0	0	2.1
3	37	3	8	15	41	15	41	4	11	2.4
4	29	6	21	11	38	11	38	1	3	2.2
5	36	1	3	11	31	16	44	8	22	2.8
Total	184	31	17	78	42	60	33	15	8	2.3

* Less than 5 students tested

TELPAS Individual Language Domains

	Listening								Speaking								Reading								Writing							
	Beginning		Intermediate		Advanced		Advanced High		Beginning		Intermediate		Advanced		Advanced High		Beginning		Intermediate		Advanced		Advanced High		Beginning		Intermediate		Advanced		Advanced High	
Grade	N	%	N	%	N	%	N	%	N	%	N	%	N	%	N	%	N	%	N	%	N	%	N	%	N	%	N	%	N	%	N	%
K	6	26	10	43	4	17	3	13	10	43	7	30	2	9	4	17	10	43	6	26	6	26	1	4	4	17	11	48	6	26	2	9
1	6	16	12	32	19	51	0	0	13	35	11	30	13	35	0	0	19	51	10	27	8	22	0	0	24	65	9	24	4	11	0	0
2	2	9	8	35	11	48	2	9	10	43	12	52	1	4	0	0	12	52	8	35	1	4	2	9	8	36	6	27	4	18	4	18
3	3	8	5	14	19	51	10	27	5	14	17	46	10	27	5	14	11	30	14	38	10	27	2	5	5	14	21	57	9	24	2	5
4	8	28	11	38	7	24	3	10	8	28	11	38	10	34	0	0	5	17	20	67	2	7	3	10	5	17	7	23	16	53	2	7
5	5	14	8	22	18	50	5	14	5	14	12	33	16	44	3	8	3	8	15	42	9	25	9	25	1	3	7	19	11	31	17	47
Total	30	16	54	29	78	42	23	12	51	28	70	38	52	28	12	6	60	32	73	39	36	19	17	9	47	25	61	33	50	27	27	15

* Less than 5 students tested

Source:TELPAS data file 7/20/21

Texas English Language Proficiency Assessment System (TELPAS)
2021 Assessment Report

Grissom Elementary School

Yearly Progress in TELPAS Composite Rating†

Grade	Cohort Size	Gained 1 Proficiency Level		Gained 2 Proficiency Levels		Gained 3 Proficiency Levels		Gained at Least 1 Proficiency Level	
	N	N	%	N	%	N	%	N	%
1	1	*	*	*	*	*	*	*	*
3	2	*	*	*	*	*	*	*	*
4	1	*	*	*	*	*	*	*	*
5	1	*	*	*	*	*	*	*	*
Total	5	0	0	0	0	0	0	0	0

* Less than 5 students tested

TELPAS Composite Rating

Grade	Number of Students	Beginning		Intermediate		Advanced		Advanced High		Average Composite Score
	N	N	%	N	%	N	%	N	%	
K	36	31	86	5	14	0	0	0	0	1.1
1	35	15	43	18	51	2	6	0	0	1.5
2	43	8	19	23	53	11	26	1	2	2.2
3	37	4	11	19	51	14	38	0	0	2.3
4	43	2	5	24	56	17	40	0	0	2.4
5	26	1	4	11	42	11	42	3	12	2.6
Total	220	61	28	100	45	55	25	4	2	2.0

TELPAS Individual Language Domains

	Listening								Speaking								Reading								Writing							
	Beginning		Intermediate		Advanced		Advanced High		Beginning		Intermediate		Advanced		Advanced High		Beginning		Intermediate		Advanced		Advanced High		Beginning		Intermediate		Advanced		Advanced High	
Grade	N	%	N	%	N	%	N	%	N	%	N	%	N	%	N	%	N	%	N	%	N	%	N	%	N	%	N	%	N	%	N	%
K	25	69	10	28	1	3	0	0	30	83	6	17	0	0	0	0	36	100	0	0	0	0	0	0	36	100	0	0	0	0	0	0
1	15	43	12	34	8	23	0	0	14	40	18	51	3	9	0	0	26	74	8	23	0	0	1	3	32	91	1	3	2	6	0	0
2	0	0	11	26	22	51	10	23	13	30	22	51	8	19	0	0	13	30	17	40	9	21	4	9	21	41	27	53	3	6	0	0
3	3	8	8	22	14	38	12	32	11	30	23	62	3	8	0	0	9	24	13	35	6	16	9	24	7	18	23	58	10	25	0	0
4	5	11	18	39	18	39	5	11	16	35	20	43	10	22	0	0	3	6	25	53	11	23	8	17	4	9	15	32	23	49	5	11
5	6	17	14	39	10	28	6	17	13	36	8	22	14	39	1	3	3	8	16	44	6	17	11	31	1	3	11	37	9	30	9	30
Total	54	23	73	31	73	31	33	14	97	42	97	42	38	16	1	0	90	38	79	34	32	14	33	14	101	42	77	32	47	20	14	6

* Less than 5 students tested

Source:TELPAS data file 7/20/21

Texas English Language Proficiency Assessment System (TELPAS)
2021 Assessment Report

Gross Elementary School

Yearly Progress in TELPAS Composite Rating†

Grade	Cohort Size	Gained 1 Proficiency Level		Gained 2 Proficiency Levels		Gained 3 Proficiency Levels		Gained at Least 1 Proficiency Level	
	N	N	%	N	%	N	%	N	%
1	25	0	0	0	0	0	0	0	0
2	36	19	53	1	3	0	0	20	56
3	28	13	46	1	4	0	0	14	50
4	18	1	6	0	0	0	0	1	6
5	23	4	17	1	4	0	0	5	22
Total	130	37	28	3	2	0	0	40	31

* Less than 5 students tested

TELPAS Composite Rating

Grade	Number of Students	Beginning		Intermediate		Advanced		Advanced High		Average Composite Score
	N	N	%	N	%	N	%	N	%	
K	25	25	100	0	0	0	0	0	0	1.0
1	28	28	100	0	0	0	0	0	0	1.0
2	37	11	30	22	59	3	8	1	3	1.9
3	29	4	14	17	59	8	28	0	0	2.2
4	18	3	17	8	44	7	39	0	0	2.2
5	32	2	6	15	47	13	41	2	6	2.5
Total	169	73	43	62	37	31	18	3	2	1.8

TELPAS Individual Language Domains

	Listening								Speaking								Reading								Writing							
	Beginning		Intermediate		Advanced		Advanced High		Beginning		Intermediate		Advanced		Advanced High		Beginning		Intermediate		Advanced		Advanced High		Beginning		Intermediate		Advanced		Advanced High	
Grade	N	%	N	%	N	%	N	%	N	%	N	%	N	%	N	%	N	%	N	%	N	%	N	%	N	%	N	%	N	%	N	%
K	25	100	0	0	0	0	0	0	25	100	0	0	0	0	0	0	25	100	0	0	0	0	0	0	25	100	0	0	0	0	0	0
1	28	100	0	0	0	0	0	0	28	100	0	0	0	0	0	0	28	100	0	0	0	0	0	0	28	100	0	0	0	0	0	0
2	4	11	13	35	11	30	9	24	18	49	17	46	2	5	0	0	20	54	11	30	5	14	1	3	24	62	13	33	2	5	0	0
3	2	6	6	17	13	36	15	42	12	33	19	53	5	14	0	0	12	34	13	37	6	17	4	11	8	25	18	56	6	19	0	0
4	4	15	10	37	10	37	3	11	8	30	15	56	4	15	0	0	5	20	11	44	8	32	1	4	3	15	9	45	8	40	0	0
5	8	23	10	29	5	14	12	34	14	40	11	31	9	26	1	3	2	6	17	49	5	14	11	31	3	9	11	34	17	53	1	3
Total	71	38	39	21	39	21	39	21	105	56	62	33	20	11	1	1	92	50	52	28	24	13	17	9	91	52	51	29	33	19	1	1

* Less than 5 students tested

Source:TELPAS data file 7/20/21

Texas English Language Proficiency Assessment System (TELPAS)
2021 Assessment Report

J. R. Harris Elementary School

Yearly Progress in TELPAS Composite Rating†

Grade	Cohort Size	Gained 1 Proficiency Level		Gained 2 Proficiency Levels		Gained 3 Proficiency Levels		Gained at Least 1 Proficiency Level	
	N	N	%	N	%	N	%	N	%
1	1	*	*	*	*	*	*	*	*
5	1	*	*	*	*	*	*	*	*
Total	2	*	*	*	*	*	*	*	*

TELPAS Composite Rating

Grade	Number of Students	Beginning		Intermediate		Advanced		Advanced High		Average Composite Score
	N	N	%	N	%	N	%	N	%	
K	23	19	83	4	17	0	0	0	0	1.2
1	23	22	96	1	4	0	0	0	0	1.0
2	24	4	17	14	58	6	25	0	0	2.1
3	36	0	0	13	36	15	42	8	22	2.8
4	37	1	3	12	32	18	49	6	16	2.8
5	45	1	2	7	16	21	47	16	36	3.1
Total	188	47	25	51	27	60	32	30	16	2.4

* Less than 5 students tested

TELPAS Individual Language Domains

	Listening								Speaking								Reading								Writing							
	Beginning		Intermediate		Advanced		Advanced High		Beginning		Intermediate		Advanced		Advanced High		Beginning		Intermediate		Advanced		Advanced High		Beginning		Intermediate		Advanced		Advanced High	
Grade	N	%	N	%	N	%	N	%	N	%	N	%	N	%	N	%	N	%	N	%	N	%	N	%	N	%	N	%	N	%	N	%
K	16	70	7	30	0	0	0	0	19	83	4	17	0	0	0	0	21	91	2	9	0	0	0	0	22	96	1	4	0	0	0	0
1	22	96	1	4	0	0	0	0	22	96	1	4	0	0	0	0	23	100	0	0	0	0	0	0	23	100	0	0	0	0	0	0
2	1	4	7	29	9	38	7	29	7	29	12	50	3	13	2	8	9	38	8	33	5	21	2	8	15	63	9	38	0	0	0	0
3	1	3	3	8	8	21	26	68	2	5	17	45	14	37	5	13	8	21	13	34	6	16	11	29	3	8	22	61	7	19	4	11
4	3	8	9	24	17	46	8	22	6	16	6	16	20	54	5	14	0	0	17	46	8	22	12	32	3	8	13	35	17	46	4	11
5	3	7	6	13	19	42	17	38	0	0	12	27	26	58	7	16	4	9	11	24	12	27	18	40	5	11	2	4	10	22	28	62
Total	46	24	33	17	53	28	58	31	56	29	52	27	63	33	19	10	65	34	51	27	31	16	43	23	71	38	47	25	34	18	36	19

* Less than 5 students tested

Source:TELPAS data file 7/20/21

Texas English Language Proficiency Assessment System (TELPAS)
2021 Assessment Report

R. P. Harris Elementary School

Yearly Progress in TELPAS Composite Rating†

Grade	Cohort Size	Gained 1 Proficiency Level		Gained 2 Proficiency Levels		Gained 3 Proficiency Levels		Gained at Least 1 Proficiency Level	
	N	N	%	N	%	N	%	N	%
1	43	11	26	1	2	0	0	12	28
2	10	3	30	0	0	0	0	3	30
3	5	1	20	0	0	0	0	1	20
4	7	2	29	0	0	0	0	2	29
5	2	*	*	*	*	*	*	*	*
Total	67	17	25	1	1	0	0	18	27

* Less than 5 students tested

TELPAS Composite Rating

Grade	Number of Students	Beginning		Intermediate		Advanced		Advanced High		Average Composite Score
	N	N	%	N	%	N	%	N	%	
K	42	35	83	7	17	0	0	0	0	1.1
1	54	35	65	18	33	1	2	0	0	1.4
2	44	20	45	20	45	4	9	0	0	1.6
3	65	13	20	36	55	11	17	5	8	2.1
4	59	13	22	22	37	20	34	4	7	2.2
5	47	15	32	11	23	18	38	3	6	2.2
Total	311	131	42	114	37	54	17	12	4	1.8

TELPAS Individual Language Domains

	Listening								Speaking								Reading								Writing							
	Beginning		Intermediate		Advanced		Advanced High		Beginning		Intermediate		Advanced		Advanced High		Beginning		Intermediate		Advanced		Advanced High		Beginning		Intermediate		Advanced		Advanced High	
Grade	N	%	N	%	N	%	N	%	N	%	N	%	N	%	N	%	N	%	N	%	N	%	N	%	N	%	N	%	N	%	N	%
K	35	83	7	17	0	0	0	0	35	83	7	17	0	0	0	0	41	98	1	2	0	0	0	0	41	98	1	2	0	0	0	0
1	21	39	19	35	14	26	0	0	35	65	9	17	10	19	0	0	51	94	3	6	0	0	0	0	53	98	1	2	0	0	0	0
2	11	25	18	41	13	30	2	5	24	55	14	32	5	11	1	2	33	75	9	20	2	5	0	0	28	62	13	29	4	9	0	0
3	4	6	18	28	25	38	18	28	19	29	32	49	11	17	3	5	42	65	12	18	5	8	6	9	29	44	20	30	9	14	8	12
4	20	33	23	38	13	22	4	7	17	28	10	17	28	47	5	8	16	27	34	57	7	12	3	5	13	22	18	31	15	25	13	22
5	17	34	14	28	12	24	7	14	22	44	8	16	16	32	4	8	14	28	16	32	11	22	9	18	16	33	12	25	16	33	4	8
Total	108	34	99	31	77	24	31	10	152	48	80	25	70	22	13	4	197	63	75	24	25	8	18	6	180	57	65	21	44	14	25	8

* Less than 5 students tested

Source:TELPAS data file 7/20/21

Texas English Language Proficiency Assessment System (TELPAS)
2021 Assessment Report

Hartsfield Elementary School

No Progress Data Available

TELPAS Composite Rating

Grade	Number of Students	Beginning		Intermediate		Advanced		Advanced High		Average Composite Score
	N	N	%	N	%	N	%	N	%	
1	2	*	*	*	*	*	*	*	*	*
2	3	*	*	*	*	*	*	*	*	*
3	1	*	*	*	*	*	*	*	*	*
4	1	*	*	*	*	*	*	*	*	*
5	1	*	*	*	*	*	*	*	*	*
Total	8	1	13	5	63	2	25	0	0	2.0

TELPAS Individual Language Domains

	Listening								Speaking								Reading								Writing							
	Beginning		Intermediate		Advanced		Advanced High		Beginning		Intermediate		Advanced		Advanced High		Beginning		Intermediate		Advanced		Advanced High		Beginning		Intermediate		Advanced		Advanced High	
Grade	N	%	N	%	N	%	N	%	N	%	N	%	N	%	N	%	N	%	N	%	N	%	N	%	N	%	N	%	N	%	N	%
1	*	*	*	*	*	*	*	*	*	*	*	*	*	*	*	*	*	*	*	*	*	*	*	*	*	*	*	*	*	*	*	*
2	*	*	*	*	*	*	*	*	*	*	*	*	*	*	*	*	*	*	*	*	*	*	*	*	*	*	*	*	*	*	*	*
3	*	*	*	*	*	*	*	*	*	*	*	*	*	*	*	*	*	*	*	*	*	*	*	*	*	*	*	*	*	*	*	*
4	*	*	*	*	*	*	*	*	*	*	*	*	*	*	*	*	*	*	*	*	*	*	*	*	*	*	*	*	*	*	*	*
5	*	*	*	*	*	*	*	*	*	*	*	*	*	*	*	*	*	*	*	*	*	*	*	*	*	*	*	*	*	*	*	*
Total	1	13	1	13	6	75	0	0	1	13	4	50	3	38	0	0	4	50	4	50	0	0	0	0	5	63	1	13	2	25	0	0

* Less than 5 students tested

Source:TELPAS data file 7/20/21

Texas English Language Proficiency Assessment System (TELPAS)
2021 Assessment Report

Harvard Elementary School

Yearly Progress in TELPAS Composite Rating†

Grade	Cohort Size	Gained 1 Proficiency Level		Gained 2 Proficiency Levels		Gained 3 Proficiency Levels		Gained at Least 1 Proficiency Level	
	N	N	%	N	%	N	%	N	%
2	1	*	*	*	*	*	*	*	*
Total	1	*	*	*	*	*	*	*	*

TELPAS Composite Rating

Grade	Number of Students	Beginning		Intermediate		Advanced		Advanced High		Average Composite Score
	N	N	%	N	%	N	%	N	%	
K	5	1	20	1	20	2	40	1	20	2.6
1	5	0	0	1	20	1	20	3	60	3.3
2	7	1	14	2	29	3	43	1	14	2.7
3	5	0	0	2	40	2	40	1	20	3.0
4	1	*	*	*	*	*	*	*	*	*
5	2	*	*	*	*	*	*	*	*	*
Total	25	2	8	9	36	8	32	6	24	2.7

* Less than 5 students tested

TELPAS Individual Language Domains

	Listening								Speaking								Reading								Writing							
	Beginning		Intermediate		Advanced		Advanced High		Beginning		Intermediate		Advanced		Advanced High		Beginning		Intermediate		Advanced		Advanced High		Beginning		Intermediate		Advanced		Advanced High	
Grade	N	%	N	%	N	%	N	%	N	%	N	%	N	%	N	%	N	%	N	%	N	%	N	%	N	%	N	%	N	%	N	%
K	0	0	2	40	2	40	1	20	2	40	0	0	1	20	2	40	2	40	0	0	3	60	0	0	1	20	1	20	2	40	1	20
1	0	0	1	20	1	20	3	60	0	0	1	20	1	20	3	60	1	20	0	0	1	20	3	60	1	20	1	20	0	0	3	60
2	0	0	1	14	2	29	4	57	2	29	4	57	0	0	1	14	2	29	2	29	1	14	2	29	1	14	1	14	2	29	3	43
3	0	0	1	20	1	20	3	60	0	0	4	80	1	20	0	0	1	20	1	20	1	20	2	40	0	0	1	20	1	20	3	60
4	*	*	*	*	*	*	*	*	*	*	*	*	*	*	*	*	*	*	*	*	*	*	*	*	*	*	*	*	*	*	*	*
5	*	*	*	*	*	*	*	*	*	*	*	*	*	*	*	*	*	*	*	*	*	*	*	*	0	0	2	40	2	40	1	20
Total	2	8	6	24	6	24	11	44	5	20	11	44	3	12	6	24	7	28	5	20	6	24	7	28	3	11	7	25	7	25	11	39

* Less than 5 students tested

Source:TELPAS data file 7/20/21

Texas English Language Proficiency Assessment System (TELPAS)
2021 Assessment Report

Helms Elementary School

Yearly Progress in TELPAS Composite Rating†

Grade	Cohort Size	Gained 1 Proficiency Level		Gained 2 Proficiency Levels		Gained 3 Proficiency Levels		Gained at Least 1 Proficiency Level	
	N	N	%	N	%	N	%	N	%
1	1	*	*	*	*	*	*	*	*
3	2	*	*	*	*	*	*	*	*
Total	3	*	*	*	*	*	*	*	*

TELPAS Composite Rating

Grade	Number of Students	Beginning		Intermediate		Advanced		Advanced High		Average Composite Score
	N	N	%	N	%	N	%	N	%	
K	31	21	68	10	32	0	0	0	0	1.2
1	39	5	13	15	38	10	26	9	23	2.5
2	20	2	10	9	45	8	40	1	5	2.3
3	26	1	4	6	23	12	46	7	27	2.9
4	20	0	0	9	45	11	55	0	0	2.4
5	23	1	4	2	9	7	30	13	57	3.2
Total	159	30	19	51	32	48	30	30	19	2.4

* Less than 5 students tested

TELPAS Individual Language Domains

	Listening								Speaking								Reading								Writing							
	Beginning		Intermediate		Advanced		Advanced High		Beginning		Intermediate		Advanced		Advanced High		Beginning		Intermediate		Advanced		Advanced High		Beginning		Intermediate		Advanced		Advanced High	
Grade	N	%	N	%	N	%	N	%	N	%	N	%	N	%	N	%	N	%	N	%	N	%	N	%	N	%	N	%	N	%	N	%
K	20	65	11	35	0	0	0	0	21	68	10	32	0	0	0	0	29	94	2	6	0	0	0	0	31	100	0	0	0	0	0	0
1	0	0	15	38	12	31	12	31	5	13	13	33	11	28	10	26	12	31	9	23	14	36	4	10	15	38	13	33	9	23	2	5
2	1	5	4	20	7	35	8	40	3	15	13	65	3	15	1	5	8	40	2	10	7	35	3	15	7	27	12	46	5	19	2	8
3	1	4	1	4	7	26	18	67	3	11	13	48	9	33	2	7	3	11	7	26	4	15	13	48	3	9	13	38	11	32	7	21
4	2	10	10	50	7	35	1	5	1	5	9	45	9	45	1	5	3	15	11	55	6	30	0	0	1	4	13	52	9	36	2	8
5	1	4	5	22	4	17	13	57	3	13	2	9	12	52	6	26	1	4	6	26	3	13	13	57	1	4	1	4	10	38	14	54
Total	25	16	46	29	37	23	52	33	36	23	60	38	44	28	20	13	56	35	37	23	34	21	33	21	58	32	52	29	44	24	27	15

* Less than 5 students tested

Source:TELPAS data file 7/20/21

Texas English Language Proficiency Assessment System (TELPAS)
2021 Assessment Report

J. P. Henderson Elementary School

Yearly Progress in TELPAS Composite Rating†

Grade	Cohort Size	Gained 1 Proficiency Level		Gained 2 Proficiency Levels		Gained 3 Proficiency Levels		Gained at Least 1 Proficiency Level	
	N	N	%	N	%	N	%	N	%
1	56	8	14	0	0	0	0	8	14
2	48	18	38	1	2	0	0	19	40
3	46	18	39	0	0	0	0	18	39
4	31	3	10	0	0	0	0	3	10
5	40	19	48	0	0	0	0	19	48
Total	221	66	30	1	0	0	0	67	30

* Less than 5 students tested

TELPAS Composite Rating

Grade	Number of Students	Beginning		Intermediate		Advanced		Advanced High		Average Composite Score
	N	N	%	N	%	N	%	N	%	
K	51	39	76	8	16	4	8	0	0	1.2
1	62	43	69	19	31	0	0	0	0	1.2
2	54	24	44	17	31	12	22	1	2	1.9
3	61	16	26	20	33	20	33	5	8	2.4
4	51	11	22	13	25	23	45	4	8	2.5
5	56	4	7	13	23	28	50	11	20	2.9
Total	335	137	41	90	27	87	26	21	6	2.0

TELPAS Individual Language Domains

	Listening								Speaking								Reading								Writing							
	Beginning		Intermediate		Advanced		Advanced High		Beginning		Intermediate		Advanced		Advanced High		Beginning		Intermediate		Advanced		Advanced High		Beginning		Intermediate		Advanced		Advanced High	
Grade	N	%	N	%	N	%	N	%	N	%	N	%	N	%	N	%	N	%	N	%	N	%	N	%	N	%	N	%	N	%	N	%
K	39	76	6	12	6	12	0	0	39	76	6	12	6	12	0	0	44	86	5	10	2	4	0	0	47	92	4	8	0	0	0	0
1	44	71	17	27	1	2	0	0	44	71	18	29	0	0	0	0	51	82	10	16	1	2	0	0	53	85	9	15	0	0	0	0
2	10	19	18	33	13	24	13	24	29	54	21	39	4	7	0	0	31	56	9	16	11	20	4	7	31	53	16	28	10	17	1	2
3	7	11	13	21	15	24	27	44	25	40	31	50	6	10	0	0	24	39	14	23	7	11	16	26	20	31	14	22	14	22	16	25
4	18	29	13	21	19	31	12	19	19	31	22	35	19	31	2	3	14	23	17	27	11	18	20	32	10	17	14	24	18	31	16	28
5	6	10	13	22	20	34	19	33	10	17	18	31	25	43	5	9	8	14	11	19	14	25	24	42	4	6	7	10	17	25	39	58
Total	124	36	80	23	74	21	71	20	166	48	116	33	60	17	7	2	172	49	66	19	46	13	64	18	165	46	64	18	59	16	72	20

* Less than 5 students tested

Source:TELPAS data file 7/20/21

Texas English Language Proficiency Assessment System (TELPAS)
2021 Assessment Report

N. Q. Henderson Elementary School

Yearly Progress in TELPAS Composite Rating†

Grade	Cohort Size	Gained 1 Proficiency Level		Gained 2 Proficiency Levels		Gained 3 Proficiency Levels		Gained at Least 1 Proficiency Level	
	N	N	%	N	%	N	%	N	%
5	1	*	*	*	*	*	*	*	*
Total	1	*	*	*	*	*	*	*	*

TELPAS Composite Rating

Grade	Number of Students	Beginning		Intermediate		Advanced		Advanced High		Average Composite Score
	N	N	%	N	%	N	%	N	%	
K	6	1	17	4	67	1	17	0	0	1.8
1	3	*	*	*	*	*	*	*	*	*
2	3	*	*	*	*	*	*	*	*	*
3	5	0	0	4	80	1	20	0	0	1.9
4	5	1	20	2	40	1	20	1	20	2.3
5	8	1	13	4	50	3	38	0	0	2.3
Total	30	4	13	19	63	6	20	1	3	2.0

* Less than 5 students tested

TELPAS Individual Language Domains

	Listening								Speaking								Reading								Writing							
	Beginning		Intermediate		Advanced		Advanced High		Beginning		Intermediate		Advanced		Advanced High		Beginning		Intermediate		Advanced		Advanced High		Beginning		Intermediate		Advanced		Advanced High	
Grade	N	%	N	%	N	%	N	%	N	%	N	%	N	%	N	%	N	%	N	%	N	%	N	%	N	%	N	%	N	%	N	%
K	0	0	3	50	3	50	0	0	1	17	3	50	2	33	0	0	5	83	1	17	0	0	0	0	5	83	1	17	0	0	0	0
1	*	*	*	*	*	*	*	*	*	*	*	*	*	*	*	*	*	*	*	*	*	*	*	*	*	*	*	*	*	*	*	*
2	*	*	*	*	*	*	*	*	*	*	*	*	*	*	*	*	*	*	*	*	*	*	*	*	*	*	*	*	*	*	*	*
3	0	0	3	60	1	20	1	20	0	0	3	60	2	40	0	0	4	80	1	20	0	0	0	0	4	80	1	20	0	0	0	0
4	1	20	3	60	0	0	1	20	1	20	1	20	2	40	1	20	1	20	3	60	1	20	0	0	1	20	2	40	1	20	1	20
5	3	38	2	25	2	25	1	13	1	13	3	38	4	50	0	0	1	13	5	63	1	13	1	13	2	25	3	38	3	38	0	0
Total	5	17	14	47	8	27	3	10	4	13	15	50	10	33	1	3	14	47	13	43	2	7	1	3	17	57	7	23	5	17	1	3

* Less than 5 students tested

Source:TELPAS data file 7/20/21

Texas English Language Proficiency Assessment System (TELPAS)
2021 Assessment Report

Herod Elementary School

Yearly Progress in TELPAS Composite Rating†

Grade	Cohort Size	Gained 1 Proficiency Level		Gained 2 Proficiency Levels		Gained 3 Proficiency Levels		Gained at Least 1 Proficiency Level	
	N	N	%	N	%	N	%	N	%
1	37	17	46	1	3	0	0	18	49
2	20	12	60	0	0	0	0	12	60
4	2	*	*	*	*	*	*	*	*
Total	59	30	51	1	2	0	0	31	53

TELPAS Composite Rating

Grade	Number of Students	Beginning		Intermediate		Advanced		Advanced High		Average Composite Score
	N	N	%	N	%	N	%	N	%	
K	28	13	46	7	25	8	29	0	0	1.7
1	43	4	9	29	67	10	23	0	0	2.1
2	21	0	0	7	33	10	48	4	19	2.8
3	19	2	11	8	42	7	37	2	11	2.5
4	20	0	0	5	25	12	60	3	15	2.7
5	13	0	0	6	46	6	46	1	8	2.7
Total	144	19	13	62	43	53	37	10	7	2.3

* Less than 5 students tested

TELPAS Individual Language Domains

	Listening								Speaking								Reading								Writing							
	Beginning		Intermediate		Advanced		Advanced High		Beginning		Intermediate		Advanced		Advanced High		Beginning		Intermediate		Advanced		Advanced High		Beginning		Intermediate		Advanced		Advanced High	
Grade	N	%	N	%	N	%	N	%	N	%	N	%	N	%	N	%	N	%	N	%	N	%	N	%	N	%	N	%	N	%	N	%
K	12	43	8	29	8	29	0	0	13	46	7	25	8	29	0	0	19	68	3	11	5	18	1	4	18	64	4	14	6	21	0	0
1	2	5	31	72	10	23	0	0	5	12	27	63	11	26	0	0	9	21	25	58	9	21	0	0	9	21	29	67	5	12	0	0
2	0	0	1	5	7	32	14	64	0	0	11	50	9	41	2	9	4	19	4	19	9	43	4	19	3	13	8	35	9	39	3	13
3	0	0	4	21	7	37	8	42	3	16	10	53	6	32	0	0	6	32	7	37	3	16	3	16	6	21	14	48	4	14	5	17
4	1	5	11	55	6	30	2	10	1	5	7	35	12	60	0	0	1	5	9	43	7	33	4	19	1	4	3	12	13	52	8	32
5	2	15	4	31	7	54	0	0	2	15	6	46	5	38	0	0	0	0	8	57	4	29	2	14	0	0	2	11	7	37	10	53
Total	17	12	59	41	45	31	24	17	24	17	68	47	51	35	2	1	39	27	56	38	37	25	14	10	37	22	60	36	44	26	26	16

* Less than 5 students tested

Source:TELPAS data file 7/20/21

Texas English Language Proficiency Assessment System (TELPAS)
2021 Assessment Report

Herrera Elementary School

Yearly Progress in TELPAS Composite Rating†

Grade	Cohort Size	Gained 1 Proficiency Level		Gained 2 Proficiency Levels		Gained 3 Proficiency Levels		Gained at Least 1 Proficiency Level	
	N	N	%	N	%	N	%	N	%
1	44	30	68	0	0	0	0	30	68
2	56	27	48	1	2	0	0	28	50
3	1	*	*	*	*	*	*	*	*
Total	101	57	56	2	2	0	0	59	58

TELPAS Composite Rating

Grade	Number of Students	Beginning		Intermediate		Advanced		Advanced High		Average Composite Score
	N	N	%	N	%	N	%	N	%	
K	30	19	63	11	37	0	0	0	0	1.2
1	47	15	32	32	68	0	0	0	0	1.6
2	57	4	7	37	65	16	28	0	0	2.2
3	60	1	2	18	30	34	57	7	12	2.8
4	55	1	2	14	25	24	44	16	29	2.9
5	53	1	2	13	25	21	40	18	34	3.0
Total	302	41	14	125	41	95	31	41	14	2.4

* Less than 5 students tested

TELPAS Individual Language Domains

	Listening								Speaking								Reading								Writing							
	Beginning		Intermediate		Advanced		Advanced High		Beginning		Intermediate		Advanced		Advanced High		Beginning		Intermediate		Advanced		Advanced High		Beginning		Intermediate		Advanced		Advanced High	
Grade	N	%	N	%	N	%	N	%	N	%	N	%	N	%	N	%	N	%	N	%	N	%	N	%	N	%	N	%	N	%	N	%
K	16	53	14	47	0	0	0	0	19	63	11	37	0	0	0	0	29	97	1	3	0	0	0	0	30	100	0	0	0	0	0	0
1	9	19	36	77	2	4	0	0	16	34	30	64	1	2	0	0	28	60	19	40	0	0	0	0	36	77	11	23	0	0	0	0
2	2	4	14	25	31	54	10	18	10	18	36	63	8	14	3	5	21	37	26	46	7	12	3	5	7	12	41	71	10	17	0	0
3	1	2	3	5	12	20	44	73	2	3	26	43	31	52	1	2	12	20	16	27	13	22	19	32	4	6	35	56	23	37	1	2
4	4	7	14	25	17	31	20	36	2	4	13	24	35	64	5	9	4	7	16	29	15	27	20	36	1	2	20	33	24	40	15	25
5	3	6	8	15	24	45	18	34	5	9	15	28	31	58	2	4	3	6	14	26	10	19	26	49	1	1	17	25	29	42	22	32
Total	35	12	89	29	86	28	92	30	54	18	131	43	106	35	11	4	97	32	92	30	45	15	68	23	79	24	124	38	86	26	38	12

* Less than 5 students tested

Source:TELPAS data file 7/20/21

Texas English Language Proficiency Assessment System (TELPAS)
2021 Assessment Report

Highland Heights Elementary School

Yearly Progress in TELPAS Composite Rating†

Grade	Cohort Size	Gained 1 Proficiency Level		Gained 2 Proficiency Levels		Gained 3 Proficiency Levels		Gained at Least 1 Proficiency Level	
	N	N	%	N	%	N	%	N	%
1	2	*	*	*	*	*	*	*	*
4	1	*	*	*	*	*	*	*	*
Total	3	*	*	*	*	*	*	*	*

TELPAS Composite Rating

Grade	Number of Students	Beginning		Intermediate		Advanced		Advanced High		Average Composite Score
	N	N	%	N	%	N	%	N	%	
K	23	19	83	4	17	0	0	0	0	1.2
1	27	20	74	6	22	1	4	0	0	1.2
2	14	6	43	8	57	0	0	0	0	1.6
3	25	8	32	10	40	7	28	0	0	2.0
4	18	3	17	11	61	0	0	4	22	2.2
5	34	3	9	15	44	13	38	3	9	2.5
Total	141	59	42	54	38	21	15	7	5	1.8

* Less than 5 students tested

TELPAS Individual Language Domains

	Listening								Speaking								Reading								Writing							
	Beginning		Intermediate		Advanced		Advanced High		Beginning		Intermediate		Advanced		Advanced High		Beginning		Intermediate		Advanced		Advanced High		Beginning		Intermediate		Advanced		Advanced High	
Grade	N	%	N	%	N	%	N	%	N	%	N	%	N	%	N	%	N	%	N	%	N	%	N	%	N	%	N	%	N	%	N	%
K	18	78	5	22	0	0	0	0	20	87	3	13	0	0	0	0	20	87	3	13	0	0	0	0	14	61	9	39	0	0	0	0
1	19	70	5	19	3	11	0	0	20	74	5	19	2	7	0	0	23	85	4	15	0	0	0	0	25	93	2	7	0	0	0	0
2	3	18	7	41	7	41	0	0	7	41	10	59	0	0	0	0	12	71	5	29	0	0	0	0	12	86	2	14	0	0	0	0
3	2	7	8	30	8	30	9	33	10	37	12	44	4	15	1	4	15	56	6	22	5	19	1	4	15	56	7	26	5	19	0	0
4	4	22	8	44	4	22	2	11	7	39	7	39	4	22	0	0	3	17	11	61	0	0	4	22	4	22	8	44	1	6	5	28
5	8	23	10	29	12	34	5	14	7	20	14	40	13	37	1	3	6	17	18	51	6	17	5	14	5	15	7	21	12	35	10	29
Total	54	37	43	29	34	23	16	11	71	48	51	35	23	16	2	1	79	54	47	32	11	7	10	7	75	52	35	24	18	13	15	10

* Less than 5 students tested

Source:TELPAS data file 7/20/21

Texas English Language Proficiency Assessment System (TELPAS)
2021 Assessment Report

Hilliard Elementary School

Yearly Progress in TELPAS Composite Rating†

Grade	Cohort Size	Gained 1 Proficiency Level		Gained 2 Proficiency Levels		Gained 3 Proficiency Levels		Gained at Least 1 Proficiency Level	
	N	N	%	N	%	N	%	N	%
1	7	0	0	0	0	0	0	0	0
2	9	1	11	0	0	0	0	1	11
3	1	*	*	*	*	*	*	*	*
4	1	*	*	*	*	*	*	*	*
5	1	*	*	*	*	*	*	*	*
Total	19	1	5	0	0	0	0	1	5

* Less than 5 students tested

TELPAS Composite Rating

Grade	Number of Students	Beginning		Intermediate		Advanced		Advanced High		Average Composite Score
	N	N	%	N	%	N	%	N	%	
K	10	10	100	0	0	0	0	0	0	1.0
1	7	4	57	3	43	0	0	0	0	1.4
2	13	0	0	7	54	6	46	0	0	2.5
3	17	0	0	9	53	6	35	2	12	2.6
4	10	0	0	4	40	3	30	3	30	2.8
5	10	0	0	4	40	5	50	1	10	2.8
Total	67	14	21	27	40	20	30	6	9	2.3

TELPAS Individual Language Domains

	Listening								Speaking								Reading								Writing							
	Beginning		Intermediate		Advanced		Advanced High		Beginning		Intermediate		Advanced		Advanced High		Beginning		Intermediate		Advanced		Advanced High		Beginning		Intermediate		Advanced		Advanced High	
Grade	N	%	N	%	N	%	N	%	N	%	N	%	N	%	N	%	N	%	N	%	N	%	N	%	N	%	N	%	N	%	N	%
K	10	100	0	0	0	0	0	0	10	100	0	0	0	0	0	0	10	100	0	0	0	0	0	0	10	100	0	0	0	0	0	0
1	3	43	4	57	0	0	0	0	4	57	3	43	0	0	0	0	4	57	3	43	0	0	0	0	5	71	2	29	0	0	0	0
2	0	0	2	15	6	46	5	38	0	0	10	77	3	23	0	0	3	23	5	38	4	31	1	8	3	21	4	29	7	50	0	0
3	0	0	4	24	6	35	7	41	0	0	12	71	4	24	1	6	6	35	6	35	3	18	2	12	1	6	10	59	1	6	5	29
4	2	20	2	20	4	40	2	20	0	0	5	50	5	50	0	0	0	0	5	50	4	40	1	10	0	0	3	30	1	10	6	60
5	0	0	5	42	4	33	3	25	1	8	4	33	7	58	0	0	0	0	2	17	5	42	5	42	1	10	3	30	4	40	2	20
Total	15	22	17	25	20	29	17	25	15	22	34	49	19	28	1	1	23	33	21	30	16	23	9	13	20	29	22	32	13	19	13	19

* Less than 5 students tested

Source:TELPAS data file 7/20/21

Texas English Language Proficiency Assessment System (TELPAS)
2021 Assessment Report

Hines-Caldwell Elementary School

Yearly Progress in TELPAS Composite Rating†

Grade	Cohort Size	Gained 1 Proficiency Level		Gained 2 Proficiency Levels		Gained 3 Proficiency Levels		Gained at Least 1 Proficiency Level	
	N	N	%	N	%	N	%	N	%
1	61	34	56	23	38	0	0	57	93
2	6	1	17	0	0	0	0	1	17
5	1	*	*	*	*	*	*	*	*
Total	68	35	51	23	34	0	0	58	85

TELPAS Composite Rating

Grade	Number of Students	Beginning		Intermediate		Advanced		Advanced High		Average Composite Score
	N	N	%	N	%	N	%	N	%	
K	60	34	57	21	35	1	2	4	7	1.5
1	65	4	6	16	25	40	62	5	8	2.5
2	46	2	4	17	37	23	50	4	9	2.6
3	49	0	0	11	22	22	45	16	33	3.1
4	24	2	8	10	42	9	38	3	13	2.5
5	22	2	9	4	18	11	50	5	23	2.8
Total	266	44	17	79	30	106	40	37	14	2.4

* Less than 5 students tested

TELPAS Individual Language Domains

	Listening								Speaking								Reading								Writing							
	Beginning		Intermediate		Advanced		Advanced High		Beginning		Intermediate		Advanced		Advanced High		Beginning		Intermediate		Advanced		Advanced High		Beginning		Intermediate		Advanced		Advanced High	
Grade	N	%	N	%	N	%	N	%	N	%	N	%	N	%	N	%	N	%	N	%	N	%	N	%	N	%	N	%	N	%	N	%
K	27	45	21	35	3	5	9	15	34	57	17	28	2	3	7	12	55	92	1	2	2	3	2	3	54	90	2	3	2	3	2	3
1	1	2	14	22	31	48	19	29	4	6	16	25	42	65	3	5	9	14	36	55	17	26	3	5	8	12	42	65	14	22	1	2
2	1	2	7	14	21	43	20	41	3	6	32	65	12	24	2	4	10	20	16	33	18	37	5	10	9	13	33	49	21	31	5	7
3	0	0	1	2	15	30	34	68	0	0	21	42	20	40	9	18	8	16	10	20	10	20	21	43	5	6	22	27	29	36	25	31
4	4	11	8	22	19	53	5	14	1	3	13	36	22	61	0	0	7	19	11	31	7	19	11	31	5	17	11	37	10	33	4	13
5	4	15	6	23	11	42	5	19	4	15	10	38	8	31	4	15	3	11	10	37	5	19	9	33	3	9	4	12	16	48	10	30
Total	37	13	57	20	100	35	92	32	46	16	109	38	106	37	25	9	92	32	84	29	59	21	51	18	84	25	114	34	92	27	47	14

* Less than 5 students tested

Source:TELPAS data file 7/20/21

Texas English Language Proficiency Assessment System (TELPAS)
2021 Assessment Report

Hobby Elementary School

Yearly Progress in TELPAS Composite Rating†

Grade	Cohort Size	Gained 1 Proficiency Level		Gained 2 Proficiency Levels		Gained 3 Proficiency Levels		Gained at Least 1 Proficiency Level	
	N	N	%	N	%	N	%	N	%
1	27	12	44	3	11	2	7	17	63
2	42	4	10	1	2	0	0	5	12
3	25	9	36	0	0	0	0	9	36
4	38	8	21	0	0	0	0	8	21
5	31	8	26	1	3	0	0	9	29
Total	163	41	25	5	3	2	1	48	29

* Less than 5 students tested

TELPAS Composite Rating

Grade	Number of Students	Beginning		Intermediate		Advanced		Advanced High		Average Composite Score
	N	N	%	N	%	N	%	N	%	
K	34	24	71	4	12	6	18	0	0	1.5
1	31	7	23	10	32	9	29	5	16	2.4
2	46	7	15	29	63	10	22	0	0	2.2
3	29	3	10	15	52	8	28	3	10	2.5
4	41	2	5	15	37	19	46	5	12	2.6
5	32	0	0	13	41	13	41	6	19	2.8
Total	213	43	20	86	40	65	31	19	9	2.3

TELPAS Individual Language Domains

	Listening								Speaking								Reading								Writing							
	Beginning		Intermediate		Advanced		Advanced High		Beginning		Intermediate		Advanced		Advanced High		Beginning		Intermediate		Advanced		Advanced High		Beginning		Intermediate		Advanced		Advanced High	
Grade	N	%	N	%	N	%	N	%	N	%	N	%	N	%	N	%	N	%	N	%	N	%	N	%	N	%	N	%	N	%	N	%
K	24	71	0	0	10	29	0	0	23	68	0	0	11	32	0	0	28	82	0	0	6	18	0	0	28	82	0	0	6	18	0	0
1	7	23	10	32	10	32	4	13	6	19	8	26	9	29	8	26	7	23	10	32	9	29	5	16	8	26	9	29	10	32	4	13
2	3	6	18	34	13	25	19	36	24	45	27	51	2	4	0	0	22	42	16	30	8	15	7	13	15	32	13	28	13	28	6	13
3	2	6	3	9	9	28	18	56	6	19	16	50	9	28	1	3	11	35	11	35	2	6	7	23	9	26	15	43	6	17	5	14
4	7	15	19	40	19	40	3	6	16	33	15	31	17	35	0	0	4	8	19	40	17	35	8	17	1	2	5	11	16	36	23	51
5	0	0	14	39	14	39	8	22	8	22	12	33	14	39	2	6	0	0	12	34	13	37	10	29	0	0	18	39	17	37	11	24
Total	43	18	64	27	75	32	52	22	83	35	78	33	62	26	11	5	72	31	68	29	55	24	37	16	61	26	60	25	68	29	49	21

* Less than 5 students tested

Source:TELPAS data file 7/20/21

Texas English Language Proficiency Assessment System (TELPAS)
2021 Assessment Report

Horn Elementary School

Yearly Progress in TELPAS Composite Rating†

Grade	Cohort Size	Gained 1 Proficiency Level		Gained 2 Proficiency Levels		Gained 3 Proficiency Levels		Gained at Least 1 Proficiency Level	
	N	N	%	N	%	N	%	N	%
1	25	15	60	4	16	0	0	19	76
2	20	11	55	2	10	0	0	13	65
3	12	5	42	1	8	0	0	6	50
4	8	3	38	0	0	0	0	3	38
5	4	*	*	*	*	*	*	*	*
Total	69	36	52	7	10	0	0	43	62

* Less than 5 students tested

TELPAS Composite Rating

Grade	Number of Students	Beginning		Intermediate		Advanced		Advanced High		Average Composite Score
	N	N	%	N	%	N	%	N	%	
K	22	2	9	18	82	1	5	1	5	1.9
1	30	1	3	4	13	16	53	9	30	3.1
2	21	0	0	3	14	7	33	11	52	3.5
3	16	0	0	3	19	8	50	5	31	3.2
4	15	1	7	4	27	6	40	4	27	2.8
5	5	0	0	0	0	2	40	3	60	3.4
Total	109	4	4	32	29	40	37	33	30	2.9

TELPAS Individual Language Domains

	Listening								Speaking								Reading								Writing							
	Beginning		Intermediate		Advanced		Advanced High		Beginning		Intermediate		Advanced		Advanced High		Beginning		Intermediate		Advanced		Advanced High		Beginning		Intermediate		Advanced		Advanced High	
Grade	N	%	N	%	N	%	N	%	N	%	N	%	N	%	N	%	N	%	N	%	N	%	N	%	N	%	N	%	N	%	N	%
K	1	5	16	73	5	23	0	0	2	9	16	73	4	18	0	0	11	50	9	41	1	5	1	5	15	68	5	23	1	5	1	5
1	0	0	4	13	11	37	15	50	3	10	4	13	10	33	13	43	1	3	9	30	12	40	8	27	1	3	8	27	12	40	9	30
2	0	0	0	0	1	5	20	95	3	14	6	29	9	43	3	14	0	0	1	5	5	24	15	71	0	0	1	5	7	32	14	64
3	0	0	0	0	2	13	14	88	1	6	6	38	5	31	4	25	0	0	5	31	1	6	10	63	1	5	8	38	5	24	7	33
4	3	20	3	20	6	40	3	20	1	7	3	20	10	67	1	7	2	13	4	27	3	20	6	40	1	5	3	15	7	35	9	45
5	0	0	0	0	1	20	4	80	0	0	2	40	3	60	0	0	0	0	1	20	0	0	4	80	0	0	0	0	3	43	4	57
Total	4	4	23	21	26	24	56	51	10	9	37	34	41	38	21	19	14	13	29	27	22	20	44	40	18	15	25	20	35	29	44	36

* Less than 5 students tested

Source:TELPAS data file 7/20/21

Texas English Language Proficiency Assessment System (TELPAS)
2021 Assessment Report

Isaacs Elementary School

Yearly Progress in TELPAS Composite Rating†

Grade	Cohort Size	Gained 1 Proficiency Level		Gained 2 Proficiency Levels		Gained 3 Proficiency Levels		Gained at Least 1 Proficiency Level	
	N	N	%	N	%	N	%	N	%
1	1	*	*	*	*	*	*	*	*
2	19	4	21	0	0	0	0	4	21
3	2	*	*	*	*	*	*	*	*
4	8	2	25	0	0	0	0	2	25
5	11	4	36	0	0	0	0	4	36
Total	41	11	27	0	0	0	0	11	27

* Less than 5 students tested

TELPAS Composite Rating

Grade	Number of Students	Beginning		Intermediate		Advanced		Advanced High		Average Composite Score
	N	N	%	N	%	N	%	N	%	
K	13	6	46	7	54	0	0	0	0	1.5
1	19	11	58	6	32	2	11	0	0	1.5
2	20	4	20	11	55	5	25	0	0	2.1
3	13	1	8	10	77	1	8	1	8	2.1
4	8	0	0	5	63	3	38	0	0	2.3
5	12	0	0	6	50	5	42	1	8	2.6
Total	85	22	26	45	53	16	19	2	2	2.0

TELPAS Individual Language Domains

	Listening								Speaking								Reading								Writing							
	Beginning		Intermediate		Advanced		Advanced High		Beginning		Intermediate		Advanced		Advanced High		Beginning		Intermediate		Advanced		Advanced High		Beginning		Intermediate		Advanced		Advanced High	
Grade	N	%	N	%	N	%	N	%	N	%	N	%	N	%	N	%	N	%	N	%	N	%	N	%	N	%	N	%	N	%	N	%
K	4	31	5	38	2	15	2	15	5	38	6	46	2	15	0	0	13	100	0	0	0	0	0	0	12	92	1	8	0	0	0	0
1	10	53	6	32	1	5	2	11	11	58	6	32	1	5	1	5	13	68	6	32	0	0	0	0	15	79	4	21	0	0	0	0
2	1	5	6	29	9	43	5	24	8	38	8	38	5	24	0	0	7	33	11	52	2	10	1	5	11	52	8	38	2	10	0	0
3	1	7	4	29	3	21	6	43	2	14	9	64	3	21	0	0	9	64	3	21	1	7	1	7	9	64	2	14	1	7	2	14
4	0	0	2	25	6	75	0	0	1	13	3	38	4	50	0	0	1	13	6	75	1	13	0	0	4	44	3	33	1	11	1	11
5	1	8	5	38	4	31	3	23	0	0	4	31	9	69	0	0	0	0	5	38	4	31	4	31	4	31	8	62	1	8	0	0
Total	17	19	28	32	25	28	18	20	27	31	36	41	24	27	1	1	43	49	31	35	8	9	6	7	55	62	26	29	5	6	3	3

* Less than 5 students tested

Source:TELPAS data file 7/20/21

Texas English Language Proficiency Assessment System (TELPAS)
2021 Assessment Report

Janowski Elementary School

Yearly Progress in TELPAS Composite Rating†

Grade	Cohort Size	Gained 1 Proficiency Level		Gained 2 Proficiency Levels		Gained 3 Proficiency Levels		Gained at Least 1 Proficiency Level	
	N	N	%	N	%	N	%	N	%
1	2	*	*	*	*	*	*	*	*
2	1	*	*	*	*	*	*	*	*
3	1	*	*	*	*	*	*	*	*
5	2	*	*	*	*	*	*	*	*
Total	6	1	17	0	0	0	0	1	17

* Less than 5 students tested

TELPAS Composite Rating

Grade	Number of Students	Beginning		Intermediate		Advanced		Advanced High		Average Composite Score
	N	N	%	N	%	N	%	N	%	
K	31	26	84	5	16	0	0	0	0	1.2
1	35	1	3	26	74	5	14	3	9	2.2
2	40	5	13	21	53	12	30	2	5	2.2
3	47	1	2	33	70	13	28	0	0	2.4
4	41	5	12	22	54	13	32	1	2	2.3
5	58	5	9	25	43	22	38	6	10	2.6
Total	252	43	17	132	52	65	26	12	5	2.2

TELPAS Individual Language Domains

	Listening								Speaking								Reading								Writing							
	Beginning		Intermediate		Advanced		Advanced High		Beginning		Intermediate		Advanced		Advanced High		Beginning		Intermediate		Advanced		Advanced High		Beginning		Intermediate		Advanced		Advanced High	
Grade	N	%	N	%	N	%	N	%	N	%	N	%	N	%	N	%	N	%	N	%	N	%	N	%	N	%	N	%	N	%	N	%
K	21	68	8	26	2	6	0	0	26	84	3	10	2	6	0	0	31	100	0	0	0	0	0	0	31	100	0	0	0	0	0	0
1	1	3	19	54	6	17	9	26	1	3	23	66	7	20	4	11	13	37	17	49	3	9	2	6	16	46	16	46	2	6	1	3
2	2	5	14	35	14	35	10	25	15	38	20	50	5	13	0	0	15	37	12	29	9	22	5	12	11	26	17	40	14	33	0	0
3	1	2	8	17	17	36	21	45	11	23	33	70	3	6	0	0	14	30	18	38	7	15	8	17	8	17	26	54	11	23	3	6
4	10	24	11	27	16	39	4	10	12	29	22	54	6	15	1	2	8	19	18	43	8	19	8	19	9	21	12	29	13	31	8	19
5	7	12	14	24	20	34	18	31	19	32	24	41	16	27	0	0	9	15	16	27	9	15	25	42	4	7	22	37	19	32	15	25
Total	42	17	74	29	75	30	62	25	84	33	125	49	39	15	5	2	90	35	81	32	36	14	48	19	79	31	93	36	59	23	27	10

* Less than 5 students tested

Source:TELPAS data file 7/20/21

Texas English Language Proficiency Assessment System (TELPAS)
2021 Assessment Report

Jefferson Elementary School

Yearly Progress in TELPAS Composite Rating†

Grade	Cohort Size	Gained 1 Proficiency Level		Gained 2 Proficiency Levels		Gained 3 Proficiency Levels		Gained at Least 1 Proficiency Level	
	N	N	%	N	%	N	%	N	%
1	15	0	0	0	0	0	0	0	0
2	13	2	15	0	0	0	0	2	15
3	16	5	31	0	0	0	0	5	31
4	14	5	36	0	0	0	0	5	36
5	19	7	37	0	0	0	0	7	37
Total	77	19	25	0	0	0	0	19	25

* Less than 5 students tested

TELPAS Composite Rating

Grade	Number of Students	Beginning		Intermediate		Advanced		Advanced High		Average Composite Score
	N	N	%	N	%	N	%	N	%	
K	16	15	94	1	6	0	0	0	0	1.1
1	16	15	94	1	6	0	0	0	0	1.3
2	14	3	21	10	71	1	7	0	0	2.0
3	16	0	0	10	63	4	25	2	13	2.6
4	16	0	0	6	38	5	31	5	31	2.8
5	21	0	0	2	10	13	62	6	29	3.0
Total	99	33	33	30	30	23	23	13	13	2.2

TELPAS Individual Language Domains

	Listening								Speaking								Reading								Writing							
	Beginning		Intermediate		Advanced		Advanced High		Beginning		Intermediate		Advanced		Advanced High		Beginning		Intermediate		Advanced		Advanced High		Beginning		Intermediate		Advanced		Advanced High	
Grade	N	%	N	%	N	%	N	%	N	%	N	%	N	%	N	%	N	%	N	%	N	%	N	%	N	%	N	%	N	%	N	%
K	15	94	1	6	0	0	0	0	15	94	1	6	0	0	0	0	15	94	1	6	0	0	0	0	15	94	1	6	0	0	0	0
1	0	0	16	100	0	0	0	0	15	94	1	6	0	0	0	0	15	94	1	6	0	0	0	0	15	94	1	6	0	0	0	0
2	2	14	2	14	5	36	5	36	3	21	7	50	4	29	0	0	7	50	5	36	2	14	0	0	11	79	3	21	0	0	0	0
3	0	0	2	13	2	13	12	75	1	6	5	31	9	56	1	6	3	19	10	63	0	0	3	19	7	44	5	31	3	19	1	6
4	0	0	3	19	9	56	4	25	0	0	5	31	9	56	2	13	3	19	5	31	2	13	6	38	1	5	10	48	6	29	4	19
5	0	0	4	19	12	57	5	24	1	5	3	14	13	62	4	19	1	5	4	19	9	43	7	33	0	0	5	24	10	48	6	29
Total	17	17	28	28	28	28	26	26	35	35	22	22	35	35	7	7	44	44	26	26	13	13	16	16	49	47	25	24	19	18	11	11

* Less than 5 students tested

Source:TELPAS data file 7/20/21

Texas English Language Proficiency Assessment System (TELPAS)
2021 Assessment Report

Kashmere Gardens Elementary School

Yearly Progress in TELPAS Composite Rating†

Grade	Cohort Size	Gained 1 Proficiency Level		Gained 2 Proficiency Levels		Gained 3 Proficiency Levels		Gained at Least 1 Proficiency Level	
	N	N	%	N	%	N	%	N	%
1	1	*	*	*	*	*	*	*	*
Total	1	*	*	*	*	*	*	*	*

TELPAS Composite Rating

Grade	Number of Students	Beginning		Intermediate		Advanced		Advanced High		Average Composite Score
	N	N	%	N	%	N	%	N	%	
K	6	1	17	2	33	3	50	0	0	2.4
1	3	*	*	*	*	*	*	*	*	*
2	1	*	*	*	*	*	*	*	*	*
3	6	0	0	5	83	1	17	0	0	2.5
4	8	0	0	6	75	2	25	0	0	2.1
5	8	0	0	3	38	4	50	1	13	2.7
Total	32	3	9	16	50	12	38	1	3	2.4

* Less than 5 students tested

TELPAS Individual Language Domains

	Listening								Speaking								Reading								Writing							
	Beginning		Intermediate		Advanced		Advanced High		Beginning		Intermediate		Advanced		Advanced High		Beginning		Intermediate		Advanced		Advanced High		Beginning		Intermediate		Advanced		Advanced High	
Grade	N	%	N	%	N	%	N	%	N	%	N	%	N	%	N	%	N	%	N	%	N	%	N	%	N	%	N	%	N	%	N	%
K	1	17	1	17	3	50	1	17	2	33	1	17	3	50	0	0	1	17	2	33	2	33	1	17	1	17	4	67	1	17	0	0
1	*	*	*	*	*	*	*	*	*	*	*	*	*	*	*	*	*	*	*	*	*	*	*	*	*	*	*	*	*	*	*	*
2	*	*	*	*	*	*	*	*	*	*	*	*	*	*	*	*	*	*	*	*	*	*	*	*	*	*	*	*	*	*	*	*
3	0	0	1	17	2	33	3	50	4	67	2	33	0	0	0	0	1	17	3	50	0	0	2	33	1	17	1	17	3	50	1	17
4	0	0	6	55	4	36	1	9	7	64	2	18	2	18	0	0	4	36	7	64	0	0	0	0	1	13	2	25	5	63	0	0
5	0	0	1	13	5	63	2	25	3	38	4	50	1	13	0	0	0	0	3	38	1	13	4	50	0	0	2	22	6	67	1	11
Total	1	3	10	29	16	46	8	23	18	51	9	26	8	23	0	0	8	23	16	46	4	11	7	20	6	18	11	32	15	44	2	6

* Less than 5 students tested

Source:TELPAS data file 7/20/21

Texas English Language Proficiency Assessment System (TELPAS)
2021 Assessment Report

Kelso Elementary School

Yearly Progress in TELPAS Composite Rating†

Grade	Cohort Size	Gained 1 Proficiency Level		Gained 2 Proficiency Levels		Gained 3 Proficiency Levels		Gained at Least 1 Proficiency Level	
	N	N	%	N	%	N	%	N	%
1	1	*	*	*	*	*	*	*	*
Total	1	*	*	*	*	*	*	*	*

TELPAS Composite Rating

Grade	Number of Students	Beginning		Intermediate		Advanced		Advanced High		Average Composite Score
	N	N	%	N	%	N	%	N	%	
K	15	13	87	2	13	0	0	0	0	1.1
1	25	9	36	15	60	0	0	1	4	1.6
2	17	5	29	12	71	0	0	0	0	1.7
3	22	0	0	11	50	8	36	3	14	2.7
4	23	2	9	8	35	10	43	3	13	2.6
5	39	2	5	13	33	17	44	7	18	2.9
Total	141	31	22	61	43	35	25	14	10	2.2

* Less than 5 students tested

TELPAS Individual Language Domains

	Listening								Speaking								Reading								Writing							
	Beginning		Intermediate		Advanced		Advanced High		Beginning		Intermediate		Advanced		Advanced High		Beginning		Intermediate		Advanced		Advanced High		Beginning		Intermediate		Advanced		Advanced High	
Grade	N	%	N	%	N	%	N	%	N	%	N	%	N	%	N	%	N	%	N	%	N	%	N	%	N	%	N	%	N	%	N	%
K	12	80	3	20	0	0	0	0	13	87	2	13	0	0	0	0	15	100	0	0	0	0	0	0	15	100	0	0	0	0	0	0
1	9	36	11	44	4	16	1	4	10	40	11	44	3	12	1	4	18	72	6	24	0	0	1	4	23	92	1	4	0	0	1	4
2	1	6	10	59	6	35	0	0	9	53	7	41	1	6	0	0	13	76	3	18	1	6	0	0	9	50	7	39	2	11	0	0
3	0	0	4	17	6	26	13	57	1	4	15	65	6	26	1	4	10	42	2	8	6	25	6	25	4	12	18	53	8	24	4	12
4	4	17	8	35	8	35	3	13	2	9	5	22	13	57	3	13	2	8	7	29	8	33	7	29	4	16	9	36	10	40	2	8
5	3	8	11	28	11	28	14	36	6	15	23	59	10	26	0	0	4	10	9	23	6	15	20	51	2	5	6	15	10	26	21	54
Total	29	20	47	33	35	25	31	22	41	29	63	44	33	23	5	4	62	43	27	19	21	15	34	24	57	37	41	26	30	19	28	18

* Less than 5 students tested

Source:TELPAS data file 7/20/21

Texas English Language Proficiency Assessment System (TELPAS)
2021 Assessment Report

Kennedy Elementary School

Yearly Progress in TELPAS Composite Rating†

Grade	Cohort Size	Gained 1 Proficiency Level		Gained 2 Proficiency Levels		Gained 3 Proficiency Levels		Gained at Least 1 Proficiency Level	
	N	N	%	N	%	N	%	N	%
1	1	*	*	*	*	*	*	*	*
2	3	*	*	*	*	*	*	*	*
3	2	*	*	*	*	*	*	*	*
4	2	*	*	*	*	*	*	*	*
Total	8	1	13	1	13	0	0	2	25

* Less than 5 students tested

TELPAS Composite Rating

Grade	Number of Students	Beginning		Intermediate		Advanced		Advanced High		Average Composite Score
	N	N	%	N	%	N	%	N	%	
K	35	27	77	6	17	2	6	0	0	1.3
1	35	10	29	21	60	3	9	1	3	1.8
2	70	14	20	37	53	17	24	2	3	2.1
3	44	2	5	21	48	16	36	5	11	2.5
4	55	6	11	18	33	15	27	16	29	2.7
5	48	3	6	7	15	22	46	16	33	3.0
Total	287	62	22	110	38	75	26	40	14	2.3

TELPAS Individual Language Domains

	Listening								Speaking								Reading								Writing							
	Beginning		Intermediate		Advanced		Advanced High		Beginning		Intermediate		Advanced		Advanced High		Beginning		Intermediate		Advanced		Advanced High		Beginning		Intermediate		Advanced		Advanced High	
Grade	N	%	N	%	N	%	N	%	N	%	N	%	N	%	N	%	N	%	N	%	N	%	N	%	N	%	N	%	N	%	N	%
K	20	57	8	23	7	20	0	0	27	77	4	11	4	11	0	0	32	91	2	6	1	3	0	0	33	94	2	6	0	0	0	0
1	8	23	16	46	10	29	1	3	10	29	17	49	8	23	0	0	15	43	19	54	0	0	1	3	24	69	10	29	0	0	1	3
2	4	6	29	41	19	27	18	26	23	33	36	51	9	13	2	3	35	50	21	30	12	17	2	3	25	36	28	40	17	24	0	0
3	1	2	13	30	15	34	15	34	6	14	26	59	10	23	2	5	12	27	18	41	6	14	8	18	13	30	11	25	8	18	12	27
4	8	15	19	35	19	35	9	16	7	13	9	16	34	62	5	9	12	22	17	31	12	22	14	25	8	15	14	25	11	20	22	40
5	4	8	9	19	16	33	19	40	3	6	11	23	30	63	4	8	2	4	18	38	7	15	21	44	5	10	7	15	15	31	21	44
Total	45	16	94	33	86	30	62	22	76	26	103	36	95	33	13	5	108	38	95	33	38	13	46	16	108	38	72	25	51	18	56	20

* Less than 5 students tested

Source:TELPAS data file 7/20/21

Texas English Language Proficiency Assessment System (TELPAS)
2021 Assessment Report

Ketelsen Elementary School

Yearly Progress in TELPAS Composite Rating†

Grade	Cohort Size	Gained 1 Proficiency Level		Gained 2 Proficiency Levels		Gained 3 Proficiency Levels		Gained at Least 1 Proficiency Level	
	N	N	%	N	%	N	%	N	%
1	35	13	37	5	14	0	0	18	51
2	25	4	16	0	0	0	0	4	16
3	28	15	54	0	0	0	0	15	54
4	27	4	15	0	0	0	0	4	15
5	26	11	42	0	0	0	0	11	42
Total	141	47	33	5	4	0	0	52	37

* Less than 5 students tested

TELPAS Composite Rating

Grade	Number of Students	Beginning		Intermediate		Advanced		Advanced High		Average Composite Score
	N	N	%	N	%	N	%	N	%	
K	22	16	73	4	18	1	5	1	5	1.4
1	35	9	26	16	46	6	17	4	11	2.0
2	26	2	8	17	65	7	27	0	0	2.2
3	29	1	3	4	14	12	41	12	41	3.1
4	27	1	4	4	15	19	70	3	11	2.9
5	27	1	4	7	26	12	44	7	26	2.9
Total	166	30	18	52	31	57	34	27	16	2.4

TELPAS Individual Language Domains

	Listening								Speaking								Reading								Writing							
	Beginning		Intermediate		Advanced		Advanced High		Beginning		Intermediate		Advanced		Advanced High		Beginning		Intermediate		Advanced		Advanced High		Beginning		Intermediate		Advanced		Advanced High	
Grade	N	%	N	%	N	%	N	%	N	%	N	%	N	%	N	%	N	%	N	%	N	%	N	%	N	%	N	%	N	%	N	%
K	15	68	5	23	1	5	1	5	14	64	6	27	1	5	1	5	20	91	0	0	1	5	1	5	20	91	0	0	1	5	1	5
1	6	17	17	49	8	23	4	11	9	26	14	40	9	26	3	9	16	46	13	37	3	9	3	9	19	54	10	29	4	11	2	6
2	0	0	9	35	10	38	7	27	7	27	14	54	4	15	1	4	13	50	10	38	3	12	0	0	9	35	7	27	6	23	4	15
3	0	0	1	3	4	14	24	83	1	3	10	34	12	41	6	21	3	10	9	31	9	31	8	28	1	3	7	24	9	31	12	41
4	1	4	8	30	13	48	5	19	0	0	4	15	18	67	5	19	3	11	9	33	11	41	4	15	1	4	4	15	12	44	10	37
5	1	4	7	26	12	44	7	26	3	11	7	26	13	48	4	15	2	7	8	30	6	22	11	41	1	4	7	26	9	33	10	37
Total	23	14	47	28	48	29	48	29	34	20	55	33	57	34	20	12	57	34	49	30	33	20	27	16	51	31	35	21	41	25	39	23

* Less than 5 students tested

Source:TELPAS data file 7/20/21

Texas English Language Proficiency Assessment System (TELPAS)
2021 Assessment Report

Kolter Elementary School

Yearly Progress in TELPAS Composite Rating†

Grade	Cohort Size	Gained 1 Proficiency Level		Gained 2 Proficiency Levels		Gained 3 Proficiency Levels		Gained at Least 1 Proficiency Level	
	N	N	%	N	%	N	%	N	%
1	1	*	*	*	*	*	*	*	*
4	2	*	*	*	*	*	*	*	*
Total	3	*	*	*	*	*	*	*	*

TELPAS Composite Rating

Grade	Number of Students	Beginning		Intermediate		Advanced		Advanced High		Average Composite Score
	N	N	%	N	%	N	%	N	%	
K	14	2	14	3	21	8	57	1	7	2.6
1	12	3	25	3	25	2	17	4	33	2.6
2	10	0	0	3	30	5	50	2	20	2.8
3	8	0	0	1	13	6	75	1	13	2.9
4	6	0	0	1	17	3	50	2	33	2.9
5	9	0	0	2	22	5	56	2	22	3.0
Total	59	5	8	13	22	29	49	12	20	2.7

* Less than 5 students tested

TELPAS Individual Language Domains

	Listening								Speaking								Reading								Writing							
	Beginning		Intermediate		Advanced		Advanced High		Beginning		Intermediate		Advanced		Advanced High		Beginning		Intermediate		Advanced		Advanced High		Beginning		Intermediate		Advanced		Advanced High	
Grade	N	%	N	%	N	%	N	%	N	%	N	%	N	%	N	%	N	%	N	%	N	%	N	%	N	%	N	%	N	%	N	%
K	2	14	3	21	6	43	3	21	2	14	3	21	8	57	1	7	2	14	6	43	5	36	1	7	2	14	5	36	5	36	2	14
1	0	0	6	50	1	8	5	42	3	25	2	17	6	50	1	8	5	42	1	8	2	17	4	33	4	33	2	17	4	33	2	17
2	0	0	1	10	6	60	3	30	0	0	4	40	3	30	3	30	2	20	4	40	2	20	2	20	2	17	5	42	4	33	1	8
3	0	0	0	0	5	63	3	38	0	0	4	50	2	25	2	25	0	0	3	38	4	50	1	13	0	0	7	54	5	38	1	8
4	0	0	2	29	4	57	1	14	0	0	1	14	6	86	0	0	1	14	3	43	1	14	2	29	1	9	4	36	2	18	4	36
5	0	0	1	11	3	33	5	56	1	11	2	22	6	67	0	0	1	11	2	22	3	33	3	33	0	0	4	44	3	33	2	22
Total	2	3	13	22	25	42	20	33	6	10	16	27	31	52	7	12	11	18	19	32	17	28	13	22	9	13	27	38	23	32	12	17

* Less than 5 students tested

Source:TELPAS data file 7/20/21

Texas English Language Proficiency Assessment System (TELPAS)
2021 Assessment Report

Lantrip Elementary School

Yearly Progress in TELPAS Composite Rating†

Grade	Cohort Size	Gained 1 Proficiency Level		Gained 2 Proficiency Levels		Gained 3 Proficiency Levels		Gained at Least 1 Proficiency Level	
	N	N	%	N	%	N	%	N	%
1	1	*	*	*	*	*	*	*	*
2	1	*	*	*	*	*	*	*	*
3	2	*	*	*	*	*	*	*	*
Total	4	*	*	*	*	*	*	*	*

TELPAS Composite Rating

Grade	Number of Students	Beginning		Intermediate		Advanced		Advanced High		Average Composite Score
	N	N	%	N	%	N	%	N	%	
K	15	2	13	6	40	4	27	3	20	2.4
1	29	9	31	6	21	8	28	6	21	2.3
2	38	1	3	16	42	14	37	7	18	2.6
3	25	1	4	6	24	12	48	6	24	2.9
4	40	1	3	14	35	25	63	0	0	2.6
5	27	0	0	2	7	14	52	11	41	3.3
Total	174	14	8	50	29	77	44	33	19	2.7

* Less than 5 students tested

TELPAS Individual Language Domains

	Listening								Speaking								Reading								Writing							
	Beginning		Intermediate		Advanced		Advanced High		Beginning		Intermediate		Advanced		Advanced High		Beginning		Intermediate		Advanced		Advanced High		Beginning		Intermediate		Advanced		Advanced High	
Grade	N	%	N	%	N	%	N	%	N	%	N	%	N	%	N	%	N	%	N	%	N	%	N	%	N	%	N	%	N	%	N	%
K	2	13	4	27	7	47	2	13	3	20	6	40	4	27	2	13	3	20	5	33	4	27	3	20	6	40	2	13	4	27	3	20
1	9	31	4	14	8	28	8	28	10	34	2	7	10	34	7	24	10	34	10	34	4	14	5	17	12	41	6	21	6	21	5	17
2	1	3	9	24	21	55	7	18	2	5	19	50	11	29	6	16	12	32	9	24	12	32	5	13	5	13	14	36	12	31	8	21
3	0	0	1	4	9	36	15	60	1	4	6	24	15	60	3	12	5	20	10	40	6	24	4	16	2	7	7	26	12	44	6	22
4	6	15	19	48	15	38	0	0	5	13	8	20	25	63	2	5	6	15	18	45	13	33	3	8	1	2	11	27	19	46	10	24
5	1	4	3	11	6	22	17	63	1	4	7	26	17	63	2	7	0	0	6	22	5	19	16	59	0	0	3	11	9	33	15	56
Total	19	11	40	23	66	38	49	28	22	13	48	28	82	47	22	13	36	21	58	33	44	25	36	21	26	15	43	24	62	35	47	26

* Less than 5 students tested

Source:TELPAS data file 7/20/21

Texas English Language Proficiency Assessment System (TELPAS)
2021 Assessment Report

Law Elementary School

Yearly Progress in TELPAS Composite Rating†

Grade	Cohort Size	Gained 1 Proficiency Level		Gained 2 Proficiency Levels		Gained 3 Proficiency Levels		Gained at Least 1 Proficiency Level	
	N	N	%	N	%	N	%	N	%
1	13	2	15	0	0	0	0	2	15
2	13	6	46	0	0	0	0	6	46
3	19	5	26	0	0	0	0	5	26
4	13	2	15	0	0	0	0	2	15
5	19	10	53	0	0	0	0	10	53
Total	77	25	32	0	0	0	0	25	32

* Less than 5 students tested

TELPAS Composite Rating

Grade	Number of Students	Beginning		Intermediate		Advanced		Advanced High		Average Composite Score
	N	N	%	N	%	N	%	N	%	
K	13	10	77	2	15	1	8	0	0	1.3
1	15	6	40	7	47	2	13	0	0	1.7
2	14	2	14	10	71	1	7	1	7	2.1
3	19	0	0	12	63	5	26	2	11	2.5
4	16	2	13	6	38	7	44	1	6	2.4
5	20	0	0	6	30	9	45	5	25	2.9
Total	97	20	21	43	44	25	26	9	9	2.2

TELPAS Individual Language Domains

	Listening								Speaking								Reading								Writing							
	Beginning		Intermediate		Advanced		Advanced High		Beginning		Intermediate		Advanced		Advanced High		Beginning		Intermediate		Advanced		Advanced High		Beginning		Intermediate		Advanced		Advanced High	
Grade	N	%	N	%	N	%	N	%	N	%	N	%	N	%	N	%	N	%	N	%	N	%	N	%	N	%	N	%	N	%	N	%
K	9	69	3	23	1	8	0	0	9	69	3	23	1	8	0	0	11	85	2	15	0	0	0	0	11	85	1	8	1	8	0	0
1	6	40	7	47	2	13	0	0	6	40	7	47	2	13	0	0	7	47	6	40	2	13	0	0	8	53	6	40	1	7	0	0
2	0	0	3	21	8	57	3	21	5	36	5	36	2	14	2	14	7	50	4	29	2	14	1	7	8	57	4	29	2	14	0	0
3	0	0	3	16	6	32	10	53	4	21	13	68	1	5	1	5	4	21	5	26	7	37	3	16	6	32	8	42	5	26	0	0
4	1	6	4	25	8	50	3	19	4	25	6	38	6	38	0	0	2	13	6	38	5	31	3	19	4	25	6	38	6	38	0	0
5	1	5	6	30	7	35	6	30	2	10	6	30	7	35	5	25	1	5	6	30	4	20	9	45	2	10	5	25	5	25	8	40
Total	17	18	26	27	32	33	22	23	30	31	40	41	19	20	8	8	32	33	29	30	20	21	16	16	39	40	30	31	20	21	8	8

* Less than 5 students tested

Source:TELPAS data file 7/20/21

Texas English Language Proficiency Assessment System (TELPAS)
2021 Assessment Report

Lewis Elementary School

Yearly Progress in TELPAS Composite Rating†

Grade	Cohort Size	Gained 1 Proficiency Level		Gained 2 Proficiency Levels		Gained 3 Proficiency Levels		Gained at Least 1 Proficiency Level	
	N	N	%	N	%	N	%	N	%
1	10	1	10	0	0	0	0	1	10
2	71	17	24	0	0	0	0	17	24
3	32	12	38	1	3	0	0	13	41
4	1	*	*	*	*	*	*	*	*
5	4	*	*	*	*	*	*	*	*
Total	118	32	27	1	1	0	0	33	28

* Less than 5 students tested

TELPAS Composite Rating

Grade	Number of Students	Beginning		Intermediate		Advanced		Advanced High		Average Composite Score
	N	N	%	N	%	N	%	N	%	
1	95	67	71	23	24	4	4	1	1	1.3
2	80	31	39	43	54	6	8	0	0	1.7
3	86	14	16	42	49	22	26	8	9	2.3
4	96	29	30	40	42	21	22	6	6	2.0
5	83	18	22	39	47	20	24	6	7	2.2
Total	440	159	36	187	43	73	17	21	5	1.9

TELPAS Individual Language Domains

	Listening								Speaking								Reading								Writing							
	Beginning		Intermediate		Advanced		Advanced High		Beginning		Intermediate		Advanced		Advanced High		Beginning		Intermediate		Advanced		Advanced High		Beginning		Intermediate		Advanced		Advanced High	
Grade	N	%	N	%	N	%	N	%	N	%	N	%	N	%	N	%	N	%	N	%	N	%	N	%	N	%	N	%	N	%	N	%
1	58	61	29	31	5	5	3	3	68	72	21	22	5	5	1	1	81	85	12	13	2	2	0	0	83	87	10	11	2	2	0	0
2	13	15	44	52	21	25	6	7	51	61	30	36	3	4	0	0	52	62	23	27	5	6	4	5	55	68	16	20	10	12	0	0
3	4	4	28	29	18	19	45	47	40	42	39	41	15	16	1	1	40	42	21	22	10	11	24	25	30	35	23	27	22	26	11	13
4	43	43	22	22	27	27	9	9	40	40	36	36	25	25	0	0	28	28	51	50	13	13	9	9	33	34	33	34	14	15	16	17
5	29	33	21	24	21	24	17	19	36	41	33	38	19	22	0	0	21	24	33	38	12	14	22	25	26	31	28	33	21	25	9	11
Total	147	32	144	31	92	20	80	17	235	51	159	34	67	14	2	0	222	48	140	30	42	9	59	13	227	51	110	25	69	16	36	8

* Less than 5 students tested

Source:TELPAS data file 7/20/21

Lockhart Elementary School

No Progress Data Available

No Proficiency Data Available

No Scorable Data Available

Source:TELPAS data file 7/20/21

Texas English Language Proficiency Assessment System (TELPAS)
2021 Assessment Report

Longfellow Elementary School

No Progress Data Available

TELPAS Composite Rating

Grade	Number of Students	Beginning		Intermediate		Advanced		Advanced High		Average Composite Score
	N	N	%	N	%	N	%	N	%	
K	10	2	20	5	50	3	30	0	0	2.2
1	10	0	0	2	20	1	10	7	70	3.4
2	5	1	20	2	40	2	40	0	0	2.3
3	4	*	*	*	*	*	*	*	*	*
4	3	*	*	*	*	*	*	*	*	*
5	6	0	0	2	33	3	50	1	17	2.8
Total	38	3	8	13	34	14	37	8	21	2.7

TELPAS Individual Language Domains

	Listening								Speaking								Reading								Writing							
	Beginning		Intermediate		Advanced		Advanced High		Beginning		Intermediate		Advanced		Advanced High		Beginning		Intermediate		Advanced		Advanced High		Beginning		Intermediate		Advanced		Advanced High	
Grade	N	%	N	%	N	%	N	%	N	%	N	%	N	%	N	%	N	%	N	%	N	%	N	%	N	%	N	%	N	%	N	%
K	1	10	5	50	4	40	0	0	2	20	5	50	3	30	0	0	2	20	5	50	3	30	0	0	2	20	5	50	3	30	0	0
1	0	0	2	20	2	20	6	60	0	0	2	18	1	9	8	73	2	18	1	9	1	9	7	64	2	18	2	18	2	18	5	45
2	0	0	1	20	3	60	1	20	1	20	3	60	1	20	0	0	1	17	2	33	3	50	0	0	2	22	3	33	4	44	0	0
3	*	*	*	*	*	*	*	*	*	*	*	*	*	*	*	*	0	0	1	20	1	20	3	60	0	0	3	33	4	44	2	22
4	*	*	*	*	*	*	*	*	*	*	*	*	*	*	*	*	*	*	*	*	*	*	*	*	0	0	2	22	6	67	1	11
5	0	0	2	33	2	33	2	33	1	17	3	50	2	33	0	0	1	17	1	17	2	33	2	33	1	14	0	0	3	43	3	43
Total	1	3	12	32	13	34	12	32	5	13	17	44	9	23	8	21	6	15	11	27	12	29	12	29	7	13	15	27	22	40	11	20

* Less than 5 students tested

Source:TELPAS data file 7/20/21

Texas English Language Proficiency Assessment System (TELPAS)
2021 Assessment Report

Looscan Elementary School

Yearly Progress in TELPAS Composite Rating†

Grade	Cohort Size	Gained 1 Proficiency Level		Gained 2 Proficiency Levels		Gained 3 Proficiency Levels		Gained at Least 1 Proficiency Level	
	N	N	%	N	%	N	%	N	%
4	1	*	*	*	*	*	*	*	*
Total	1	*	*	*	*	*	*	*	*

TELPAS Composite Rating

Grade	Number of Students	Beginning		Intermediate		Advanced		Advanced High		Average Composite Score
	N	N	%	N	%	N	%	N	%	
K	7	7	100	0	0	0	0	0	0	1.0
1	10	10	100	0	0	0	0	0	0	1.0
2	20	1	5	17	85	2	10	0	0	2.1
3	19	0	0	10	53	7	37	2	11	2.7
4	19	0	0	9	47	7	37	3	16	2.6
5	22	1	5	7	32	3	14	11	50	3.0
Total	97	19	20	43	44	19	20	16	16	2.3

* Less than 5 students tested

TELPAS Individual Language Domains

	Listening								Speaking								Reading								Writing							
	Beginning		Intermediate		Advanced		Advanced High		Beginning		Intermediate		Advanced		Advanced High		Beginning		Intermediate		Advanced		Advanced High		Beginning		Intermediate		Advanced		Advanced High	
Grade	N	%	N	%	N	%	N	%	N	%	N	%	N	%	N	%	N	%	N	%	N	%	N	%	N	%	N	%	N	%	N	%
K	7	100	0	0	0	0	0	0	7	100	0	0	0	0	0	0	7	100	0	0	0	0	0	0	7	100	0	0	0	0	0	0
1	10	100	0	0	0	0	0	0	10	100	0	0	0	0	0	0	10	100	0	0	0	0	0	0	10	100	0	0	0	0	0	0
2	1	5	5	25	7	35	7	35	0	0	18	90	2	10	0	0	6	30	11	55	0	0	3	15	16	80	4	20	0	0	0	0
3	0	0	2	11	7	37	10	53	0	0	11	58	8	42	0	0	7	37	4	21	4	21	4	21	4	21	6	32	6	32	3	16
4	2	11	5	26	10	53	2	11	0	0	12	63	7	37	0	0	0	0	8	42	5	26	6	32	4	21	9	47	3	16	3	16
5	1	4	6	26	5	22	11	48	0	0	8	35	14	61	1	4	1	4	8	35	0	0	14	61	1	5	7	32	6	27	8	36
Total	21	21	18	18	29	30	30	31	17	17	49	50	31	32	1	1	31	32	31	32	9	9	27	28	42	43	26	27	15	15	14	14

* Less than 5 students tested

Source:TELPAS data file 7/20/21

Texas English Language Proficiency Assessment System (TELPAS)
2021 Assessment Report

Love Elementary School

Yearly Progress in TELPAS Composite Rating†

Grade	Cohort Size	Gained 1 Proficiency Level		Gained 2 Proficiency Levels		Gained 3 Proficiency Levels		Gained at Least 1 Proficiency Level	
	N	N	%	N	%	N	%	N	%
2	8	3	38	0	0	0	0	3	38
Total	8	3	38	0	0	0	0	3	38

TELPAS Composite Rating

Grade	Number of Students	Beginning		Intermediate		Advanced		Advanced High		Average Composite Score
	N	N	%	N	%	N	%	N	%	
K	13	6	46	7	54	0	0	0	0	1.5
1	18	2	11	6	33	7	39	3	17	2.6
2	17	1	6	9	53	6	35	1	6	2.4
3	22	2	9	9	41	6	27	5	23	2.7
4	31	1	3	4	13	22	71	4	13	2.9
5	21	1	5	4	19	10	48	6	29	2.8
Total	122	13	11	39	32	51	42	19	16	2.6

* Less than 5 students tested

TELPAS Individual Language Domains

	Listening								Speaking								Reading								Writing							
	Beginning		Intermediate		Advanced		Advanced High		Beginning		Intermediate		Advanced		Advanced High		Beginning		Intermediate		Advanced		Advanced High		Beginning		Intermediate		Advanced		Advanced High	
Grade	N	%	N	%	N	%	N	%	N	%	N	%	N	%	N	%	N	%	N	%	N	%	N	%	N	%	N	%	N	%	N	%
K	5	38	3	23	5	38	0	0	6	46	4	31	3	23	0	0	13	100	0	0	0	0	0	0	13	100	0	0	0	0	0	0
1	2	11	6	33	4	22	6	33	0	0	9	50	4	22	5	28	6	33	1	6	7	39	4	22	7	39	3	17	5	28	3	17
2	1	6	4	24	5	29	7	41	4	24	8	47	5	29	0	0	6	35	6	35	3	18	2	12	4	24	7	41	4	24	2	12
3	0	0	3	14	6	27	13	59	2	9	9	41	11	50	0	0	8	36	4	18	3	14	7	32	3	14	8	36	8	36	3	14
4	1	3	8	26	18	58	4	13	2	6	7	23	22	71	0	0	1	3	10	32	15	48	5	16	1	3	4	13	12	39	14	45
5	2	10	6	29	6	29	7	33	1	5	7	33	10	48	3	14	2	10	8	38	5	24	6	29	1	5	5	24	9	43	6	29
Total	11	9	30	25	44	36	37	30	15	12	44	36	55	45	8	7	36	30	29	24	33	27	24	20	29	24	27	22	38	31	28	23

* Less than 5 students tested

Source:TELPAS data file 7/20/21

Texas English Language Proficiency Assessment System (TELPAS)
2021 Assessment Report

Lovett Elementary School

Yearly Progress in TELPAS Composite Rating†

Grade	Cohort Size	Gained 1 Proficiency Level		Gained 2 Proficiency Levels		Gained 3 Proficiency Levels		Gained at Least 1 Proficiency Level	
	N	N	%	N	%	N	%	N	%
1	13	5	38	2	15	0	0	7	54
2	21	13	62	2	10	0	0	15	71
3	2	*	*	*	*	*	*	*	*
4	8	1	13	0	0	0	0	1	13
5	3	*	*	*	*	*	*	*	*
Total	47	22	47	4	9	0	0	26	55

* Less than 5 students tested

TELPAS Composite Rating

Grade	Number of Students	Beginning		Intermediate		Advanced		Advanced High		Average Composite Score
	N	N	%	N	%	N	%	N	%	
K	7	4	57	3	43	0	0	0	0	1.4
1	15	4	27	1	7	9	60	1	7	2.5
2	25	1	4	5	20	13	52	6	24	3.0
3	10	0	0	0	0	4	40	6	60	3.5
4	11	0	0	6	55	3	27	2	18	2.7
5	8	0	0	1	13	3	38	4	50	3.3
Total	76	9	12	16	21	32	42	19	25	2.8

TELPAS Individual Language Domains

	Listening								Speaking								Reading								Writing							
	Beginning		Intermediate		Advanced		Advanced High		Beginning		Intermediate		Advanced		Advanced High		Beginning		Intermediate		Advanced		Advanced High		Beginning		Intermediate		Advanced		Advanced High	
Grade	N	%	N	%	N	%	N	%	N	%	N	%	N	%	N	%	N	%	N	%	N	%	N	%	N	%	N	%	N	%	N	%
K	4	57	3	43	0	0	0	0	4	57	3	43	0	0	0	0	5	71	2	29	0	0	0	0	5	71	2	29	0	0	0	0
1	4	25	2	13	8	50	2	13	2	13	4	25	9	56	1	6	4	27	2	13	6	40	3	20	4	25	3	19	9	56	0	0
2	1	4	1	4	6	24	17	68	1	4	11	44	8	32	5	20	4	16	8	32	5	20	8	32	1	4	9	35	8	31	8	31
3	0	0	0	0	2	13	13	87	0	0	2	13	8	53	5	33	0	0	0	0	4	27	11	73	0	0	2	20	6	60	2	20
4	1	9	6	55	2	18	2	18	0	0	2	18	4	36	5	45	2	18	5	45	2	18	2	18	1	9	3	27	6	55	1	9
5	0	0	1	13	4	50	3	38	0	0	3	38	2	25	3	38	1	13	1	13	2	25	4	50	1	13	0	0	0	0	7	88
Total	10	12	13	16	22	27	37	45	7	9	25	30	31	38	19	23	16	20	18	22	19	23	28	35	12	15	19	24	29	37	18	23

* Less than 5 students tested

Source:TELPAS data file 7/20/21

Texas English Language Proficiency Assessment System (TELPAS)
2021 Assessment Report

Lyons Elementary School

Yearly Progress in TELPAS Composite Rating†

Grade	Cohort Size	Gained 1 Proficiency Level		Gained 2 Proficiency Levels		Gained 3 Proficiency Levels		Gained at Least 1 Proficiency Level	
	N	N	%	N	%	N	%	N	%
1	58	4	7	0	0	0	0	4	7
2	56	15	27	2	4	0	0	17	30
3	1	*	*	*	*	*	*	*	*
4	3	*	*	*	*	*	*	*	*
Total	118	21	18	2	2	0	0	23	19

* Less than 5 students tested

TELPAS Composite Rating

Grade	Number of Students	Beginning		Intermediate		Advanced		Advanced High		Average Composite Score
	N	N	%	N	%	N	%	N	%	
K	59	58	98	1	2	0	0	0	0	1.1
1	62	51	82	11	18	0	0	0	0	1.1
2	64	7	11	41	64	14	22	2	3	2.2
3	67	0	0	25	37	34	51	8	12	2.8
4	62	2	3	20	32	23	37	17	27	2.9
5	70	1	1	16	23	30	43	23	33	3.0
Total	384	119	31	114	30	101	26	50	13	2.2

TELPAS Individual Language Domains

	Listening								Speaking								Reading								Writing							
	Beginning		Intermediate		Advanced		Advanced High		Beginning		Intermediate		Advanced		Advanced High		Beginning		Intermediate		Advanced		Advanced High		Beginning		Intermediate		Advanced		Advanced High	
Grade	N	%	N	%	N	%	N	%	N	%	N	%	N	%	N	%	N	%	N	%	N	%	N	%	N	%	N	%	N	%	N	%
K	45	76	14	24	0	0	0	0	58	98	1	2	0	0	0	0	59	100	0	0	0	0	0	0	59	100	0	0	0	0	0	0
1	47	76	15	24	0	0	0	0	51	82	10	16	1	2	0	0	59	95	3	5	0	0	0	0	59	95	3	5	0	0	0	0
2	2	3	12	18	25	38	26	40	14	22	43	66	8	12	0	0	18	28	27	42	11	17	9	14	40	61	17	26	8	12	1	2
3	0	0	9	13	15	22	43	64	10	15	37	55	17	25	3	4	11	16	22	33	11	16	23	34	7	10	25	35	29	41	10	14
4	4	6	15	24	18	29	25	40	9	15	25	40	26	42	2	3	4	6	19	31	9	15	30	48	6	9	13	20	25	39	20	31
5	5	7	14	20	23	32	29	41	7	10	20	28	37	52	7	10	2	3	22	31	11	15	36	51	1	1	15	21	25	35	31	43
Total	103	27	79	20	81	21	123	32	149	39	136	35	89	23	12	3	153	40	93	24	42	11	98	25	172	44	73	19	87	22	62	16

* Less than 5 students tested

Source:TELPAS data file 7/20/21

Texas English Language Proficiency Assessment System (TELPAS)
2021 Assessment Report

MacGregor Elementary School

Yearly Progress in TELPAS Composite Rating†

Grade	Cohort Size	Gained 1 Proficiency Level		Gained 2 Proficiency Levels		Gained 3 Proficiency Levels		Gained at Least 1 Proficiency Level	
	N	N	%	N	%	N	%	N	%
3	1	*	*	*	*	*	*	*	*
Total	1	*	*	*	*	*	*	*	*

TELPAS Composite Rating

Grade	Number of Students	Beginning		Intermediate		Advanced		Advanced High		Average Composite Score
	N	N	%	N	%	N	%	N	%	
K	4	*	*	*	*	*	*	*	*	*
1	12	1	8	4	33	5	42	2	17	2.6
2	10	0	0	3	30	6	60	1	10	2.6
3	5	0	0	3	60	1	20	1	20	2.7
4	10	0	0	5	50	4	40	1	10	2.7
5	5	0	0	2	40	2	40	1	20	2.7
Total	46	1	2	19	41	18	39	8	17	2.7

* Less than 5 students tested

TELPAS Individual Language Domains

	Listening								Speaking								Reading								Writing							
	Beginning		Intermediate		Advanced		Advanced High		Beginning		Intermediate		Advanced		Advanced High		Beginning		Intermediate		Advanced		Advanced High		Beginning		Intermediate		Advanced		Advanced High	
Grade	N	%	N	%	N	%	N	%	N	%	N	%	N	%	N	%	N	%	N	%	N	%	N	%	N	%	N	%	N	%	N	%
K	*	*	*	*	*	*	*	*	*	*	*	*	*	*	*	*	*	*	*	*	*	*	*	*	*	*	*	*	*	*	*	*
1	0	0	9	75	1	8	2	17	1	8	2	17	6	50	3	25	1	8	4	33	5	42	2	17	1	8	6	50	4	33	1	8
2	0	0	2	20	7	70	1	10	1	10	3	30	6	60	0	0	1	10	3	30	5	50	1	10	1	10	5	50	4	40	0	0
3	0	0	0	0	3	50	3	50	1	17	3	50	1	17	1	17	3	60	1	20	0	0	1	20	1	14	2	29	2	29	2	29
4	0	0	7	58	2	17	3	25	2	17	6	50	4	33	0	0	1	8	2	17	5	42	4	33	0	0	4	40	5	50	1	10
5	0	0	2	40	3	60	0	0	0	0	3	60	2	40	0	0	0	0	2	40	2	40	1	20	0	0	1	20	3	60	1	20
Total	0	0	22	45	16	33	11	22	5	10	19	39	20	41	5	10	8	17	12	25	17	35	11	23	5	10	18	38	20	42	5	10

* Less than 5 students tested

Source:TELPAS data file 7/20/21

Texas English Language Proficiency Assessment System (TELPAS)
2021 Assessment Report

Mading Elementary School

Yearly Progress in TELPAS Composite Rating†

Grade	Cohort Size	Gained 1 Proficiency Level		Gained 2 Proficiency Levels		Gained 3 Proficiency Levels		Gained at Least 1 Proficiency Level	
	N	N	%	N	%	N	%	N	%
1	3	*	*	*	*	*	*	*	*
2	14	2	14	0	0	0	0	2	14
Total	17	2	12	1	6	0	0	3	18

TELPAS Composite Rating

Grade	Number of Students	Beginning		Intermediate		Advanced		Advanced High		Average Composite Score
	N	N	%	N	%	N	%	N	%	
K	9	5	56	2	22	2	22	0	0	1.6
1	4	*	*	*	*	*	*	*	*	*
2	19	5	26	12	63	1	5	1	5	1.9
3	12	1	8	5	42	2	17	4	33	2.8
4	9	0	0	4	44	5	56	0	0	2.5
5	8	1	13	3	38	4	50	0	0	2.6
Total	61	14	23	26	43	16	26	5	8	2.2

* Less than 5 students tested

TELPAS Individual Language Domains

	Listening								Speaking								Reading								Writing							
	Beginning		Intermediate		Advanced		Advanced High		Beginning		Intermediate		Advanced		Advanced High		Beginning		Intermediate		Advanced		Advanced High		Beginning		Intermediate		Advanced		Advanced High	
Grade	N	%	N	%	N	%	N	%	N	%	N	%	N	%	N	%	N	%	N	%	N	%	N	%	N	%	N	%	N	%	N	%
K	4	44	3	33	2	22	0	0	5	56	3	33	1	11	0	0	6	67	2	22	1	11	0	0	5	56	3	33	1	11	0	0
1	*	*	*	*	*	*	*	*	*	*	*	*	*	*	*	*	*	*	*	*	*	*	*	*	*	*	*	*	*	*	*	*
2	2	11	8	42	7	37	2	11	9	47	8	42	2	11	0	0	11	58	6	32	1	5	1	5	7	37	8	42	4	21	0	0
3	0	0	4	33	1	8	7	58	3	25	5	42	4	33	0	0	3	25	4	33	1	8	4	33	1	8	2	17	4	33	5	42
4	0	0	3	33	4	44	2	22	1	11	6	67	2	22	0	0	1	11	2	22	4	44	2	22	1	11	5	56	2	22	1	11
5	1	13	1	13	2	25	4	50	3	38	4	50	1	13	0	0	0	0	4	44	2	22	3	33	2	25	4	50	0	0	2	25
Total	9	15	19	31	18	30	15	25	23	38	26	43	12	20	0	0	23	37	18	29	11	18	10	16	18	30	22	36	13	21	8	13

* Less than 5 students tested

Source:TELPAS data file 7/20/21

Texas English Language Proficiency Assessment System (TELPAS)
2021 Assessment Report

Thurgood Marshall Elementary School

Yearly Progress in TELPAS Composite Rating†

Grade	Cohort Size	Gained 1 Proficiency Level		Gained 2 Proficiency Levels		Gained 3 Proficiency Levels		Gained at Least 1 Proficiency Level	
	N	N	%	N	%	N	%	N	%
1	21	5	24	0	0	0	0	5	24
2	2	*	*	*	*	*	*	*	*
3	1	*	*	*	*	*	*	*	*
4	2	*	*	*	*	*	*	*	*
Total	26	5	19	0	0	0	0	5	19

* Less than 5 students tested

TELPAS Composite Rating

Grade	Number of Students	Beginning		Intermediate		Advanced		Advanced High		Average Composite Score
	N	N	%	N	%	N	%	N	%	
K	61	48	79	9	15	3	5	1	2	1.3
1	58	21	36	32	55	5	9	0	0	1.6
2	59	13	22	32	54	13	22	1	2	2.0
3	71	10	14	41	58	18	25	2	3	2.2
4	69	6	9	29	42	29	42	5	7	2.4
5	76	3	4	28	37	37	49	8	11	2.6
Total	394	101	26	171	43	105	27	17	4	2.1

TELPAS Individual Language Domains

	Listening								Speaking								Reading								Writing							
	Beginning		Intermediate		Advanced		Advanced High		Beginning		Intermediate		Advanced		Advanced High		Beginning		Intermediate		Advanced		Advanced High		Beginning		Intermediate		Advanced		Advanced High	
Grade	N	%	N	%	N	%	N	%	N	%	N	%	N	%	N	%	N	%	N	%	N	%	N	%	N	%	N	%	N	%	N	%
K	36	59	16	26	8	13	1	2	48	79	8	13	4	7	1	2	57	93	1	2	2	3	1	2	56	92	4	7	0	0	1	2
1	15	26	35	60	8	14	0	0	21	36	28	48	9	16	0	0	42	72	15	26	1	2	0	0	45	78	12	21	1	2	0	0
2	4	7	17	29	24	41	14	24	19	32	34	58	6	10	0	0	34	55	17	27	9	15	2	3	32	50	22	34	9	14	1	2
3	3	4	17	23	31	42	23	31	18	24	44	59	12	16	0	0	32	44	22	30	11	15	8	11	25	30	47	57	9	11	1	1
4	10	13	31	41	23	31	11	15	14	19	25	33	35	47	1	1	9	13	33	47	12	17	16	23	13	17	37	47	22	28	6	8
5	12	15	23	29	29	37	15	19	19	24	33	42	27	34	0	0	10	13	32	41	15	19	22	28	5	6	29	35	30	37	18	22
Total	80	20	139	34	123	30	64	16	139	34	172	42	93	23	2	0	184	46	120	30	50	12	49	12	176	41	151	36	71	17	27	6

* Less than 5 students tested

Source:TELPAS data file 7/20/21

Texas English Language Proficiency Assessment System (TELPAS)
2021 Assessment Report

C. Martínez Elementary School

Yearly Progress in TELPAS Composite Rating†

Grade	Cohort Size	Gained 1 Proficiency Level		Gained 2 Proficiency Levels		Gained 3 Proficiency Levels		Gained at Least 1 Proficiency Level	
	N	N	%	N	%	N	%	N	%
1	10	3	30	0	0	0	0	3	30
2	10	1	10	0	0	0	0	1	10
3	19	8	42	0	0	0	0	8	42
4	15	4	27	0	0	0	0	4	27
5	9	2	22	0	0	0	0	2	22
Total	63	18	29	0	0	0	0	18	29

* Less than 5 students tested

TELPAS Composite Rating

Grade	Number of Students	Beginning		Intermediate		Advanced		Advanced High		Average Composite Score
	N	N	%	N	%	N	%	N	%	
K	12	6	50	4	33	2	17	0	0	1.6
1	11	1	9	7	64	2	18	1	9	2.3
2	12	2	17	7	58	3	25	0	0	2.1
3	20	1	5	5	25	9	45	5	25	3.0
4	16	1	6	4	25	8	50	3	19	2.9
5	10	0	0	5	50	4	40	1	10	2.7
Total	81	11	14	32	40	28	35	10	12	2.5

TELPAS Individual Language Domains

	Listening								Speaking								Reading								Writing							
	Beginning		Intermediate		Advanced		Advanced High		Beginning		Intermediate		Advanced		Advanced High		Beginning		Intermediate		Advanced		Advanced High		Beginning		Intermediate		Advanced		Advanced High	
Grade	N	%	N	%	N	%	N	%	N	%	N	%	N	%	N	%	N	%	N	%	N	%	N	%	N	%	N	%	N	%	N	%
K	5	42	5	42	2	17	0	0	6	50	4	33	2	17	0	0	8	67	4	33	0	0	0	0	6	50	6	50	0	0	0	0
1	1	9	2	18	6	55	2	18	1	9	5	45	3	27	2	18	2	18	5	45	2	18	2	18	7	64	3	27	1	9	0	0
2	1	8	3	25	5	42	3	25	2	17	9	75	1	8	0	0	5	42	2	17	4	33	1	8	8	67	4	33	0	0	0	0
3	1	5	0	0	6	30	13	65	2	10	7	35	8	40	3	15	5	25	2	10	7	35	6	30	3	15	4	20	4	20	9	45
4	2	13	1	6	10	63	3	19	2	13	5	31	8	50	1	6	2	13	4	25	5	31	5	31	0	0	3	19	8	50	5	31
5	1	9	2	18	6	55	2	18	0	0	6	55	3	27	2	18	0	0	5	45	3	27	3	27	3	30	2	20	4	40	1	10
Total	11	13	13	16	35	43	23	28	13	16	36	44	25	30	8	10	22	27	22	27	21	26	17	21	27	33	22	27	17	21	15	19

* Less than 5 students tested

Source:TELPAS data file 7/20/21

Texas English Language Proficiency Assessment System (TELPAS)
2021 Assessment Report

R. Martínez Elementary School

Yearly Progress in TELPAS Composite Rating†

Grade	Cohort Size	Gained 1 Proficiency Level		Gained 2 Proficiency Levels		Gained 3 Proficiency Levels		Gained at Least 1 Proficiency Level	
	N	N	%	N	%	N	%	N	%
1	27	13	48	0	0	0	0	13	48
2	21	11	52	6	29	1	5	18	86
3	2	*	*	*	*	*	*	*	*
4	28	19	68	0	0	0	0	19	68
5	26	10	38	0	0	0	0	10	38
Total	104	53	51	6	6	1	1	60	58

* Less than 5 students tested

TELPAS Composite Rating

Grade	Number of Students	Beginning		Intermediate		Advanced		Advanced High		Average Composite Score
	N	N	%	N	%	N	%	N	%	
K	28	28	100	0	0	0	0	0	0	1.0
1	29	14	48	15	52	0	0	0	0	1.4
2	22	2	9	9	41	6	27	5	23	2.6
3	30	0	0	11	37	13	43	6	20	2.7
4	31	0	0	2	6	15	48	14	45	3.2
5	26	1	4	7	27	10	38	8	31	2.9
Total	166	45	27	44	27	44	27	33	20	2.3

TELPAS Individual Language Domains

	Listening								Speaking								Reading								Writing							
	Beginning		Intermediate		Advanced		Advanced High		Beginning		Intermediate		Advanced		Advanced High		Beginning		Intermediate		Advanced		Advanced High		Beginning		Intermediate		Advanced		Advanced High	
Grade	N	%	N	%	N	%	N	%	N	%	N	%	N	%	N	%	N	%	N	%	N	%	N	%	N	%	N	%	N	%	N	%
K	28	100	0	0	0	0	0	0	28	100	0	0	0	0	0	0	28	100	0	0	0	0	0	0	28	100	0	0	0	0	0	0
1	14	48	13	45	2	7	0	0	14	48	14	48	0	0	1	3	21	72	8	28	0	0	0	0	24	83	5	17	0	0	0	0
2	2	9	5	23	5	23	10	45	1	5	11	50	9	41	1	5	6	27	7	32	5	23	4	18	5	23	8	36	5	23	4	18
3	0	0	7	23	10	33	13	43	2	7	12	40	13	43	3	10	8	26	8	26	7	23	8	26	0	0	15	48	16	52	0	0
4	1	3	7	23	12	39	11	35	1	3	2	6	22	71	6	19	1	3	9	29	7	23	14	45	0	0	1	3	11	35	19	61
5	3	12	4	15	12	46	7	27	4	15	8	31	13	50	1	4	2	7	9	30	6	20	13	43	3	10	4	13	13	42	11	35
Total	48	29	36	22	41	25	41	25	50	30	47	28	57	34	12	7	66	39	41	24	25	15	39	23	60	35	33	19	45	26	34	20

* Less than 5 students tested

Source:TELPAS data file 7/20/21

Texas English Language Proficiency Assessment System (TELPAS)
2021 Assessment Report

McGowen Elementary School

No Progress Data Available

TELPAS Composite Rating

Grade	Number of Students	Beginning		Intermediate		Advanced		Advanced High		Average Composite Score
	N	N	%	N	%	N	%	N	%	
K	7	7	100	0	0	0	0	0	0	1.0
1	8	1	13	7	88	0	0	0	0	1.9
2	16	2	13	14	88	0	0	0	0	1.9
3	14	0	0	10	71	4	29	0	0	2.4
4	12	1	8	7	58	4	33	0	0	2.2
5	15	2	13	6	40	7	47	0	0	2.3
Total	72	13	18	44	61	15	21	0	0	2.0

TELPAS Individual Language Domains

	Listening								Speaking								Reading								Writing							
	Beginning		Intermediate		Advanced		Advanced High		Beginning		Intermediate		Advanced		Advanced High		Beginning		Intermediate		Advanced		Advanced High		Beginning		Intermediate		Advanced		Advanced High	
Grade	N	%	N	%	N	%	N	%	N	%	N	%	N	%	N	%	N	%	N	%	N	%	N	%	N	%	N	%	N	%	N	%
K	7	100	0	0	0	0	0	0	7	100	0	0	0	0	0	0	7	100	0	0	0	0	0	0	7	100	0	0	0	0	0	0
1	1	13	7	88	0	0	0	0	2	25	6	75	0	0	0	0	0	0	8	100	0	0	0	0	2	25	6	75	0	0	0	0
2	0	0	6	38	8	50	2	13	5	31	11	69	0	0	0	0	11	69	5	31	0	0	0	0	8	50	7	44	1	6	0	0
3	0	0	0	0	8	57	6	43	3	21	8	57	2	14	1	7	5	36	1	7	6	43	2	14	8	57	6	43	0	0	0	0
4	1	8	5	38	6	46	1	8	6	46	3	23	4	31	0	0	2	17	6	50	1	8	3	25	6	50	1	8	4	33	1	8
5	4	27	7	47	3	20	1	7	3	20	10	67	2	13	0	0	5	33	5	33	2	13	3	20	2	13	1	7	9	60	3	20
Total	13	18	25	34	25	34	10	14	26	36	38	52	8	11	1	1	30	42	25	35	9	13	8	11	33	46	21	29	14	19	4	6

* Less than 5 students tested

Source:TELPAS data file 7/20/21

Texas English Language Proficiency Assessment System (TELPAS)
2021 Assessment Report

McNamara Elementary School

Yearly Progress in TELPAS Composite Rating†

Grade	Cohort Size	Gained 1 Proficiency Level		Gained 2 Proficiency Levels		Gained 3 Proficiency Levels		Gained at Least 1 Proficiency Level	
	N	N	%	N	%	N	%	N	%
1	99	5	5	0	0	0	0	5	5
2	31	13	42	2	6	0	0	15	48
3	2	*	*	*	*	*	*	*	*
4	1	*	*	*	*	*	*	*	*
Total	133	19	14	2	2	0	0	21	16

TELPAS Composite Rating

Grade	Number of Students	Beginning		Intermediate		Advanced		Advanced High		Average Composite Score
	N	N	%	N	%	N	%	N	%	
K	89	69	78	17	19	3	3	0	0	1.2
1	118	97	82	17	14	4	3	0	0	1.2
2	86	35	41	44	51	6	7	1	1	1.8
3	67	11	16	31	46	23	34	2	3	2.2
4	46	11	24	25	54	8	17	2	4	2.2
5	49	5	10	27	55	15	31	2	4	2.5
Total	455	228	50	161	35	59	13	7	2	1.7

* Less than 5 students tested

TELPAS Individual Language Domains

	Listening								Speaking								Reading								Writing							
	Beginning		Intermediate		Advanced		Advanced High		Beginning		Intermediate		Advanced		Advanced High		Beginning		Intermediate		Advanced		Advanced High		Beginning		Intermediate		Advanced		Advanced High	
Grade	N	%	N	%	N	%	N	%	N	%	N	%	N	%	N	%	N	%	N	%	N	%	N	%	N	%	N	%	N	%	N	%
K	67	75	16	18	4	4	2	2	69	78	15	17	3	3	2	2	76	85	13	15	0	0	0	0	85	96	3	3	1	1	0	0
1	94	80	19	16	5	4	0	0	97	82	18	15	3	3	0	0	104	88	10	8	4	3	0	0	106	90	9	8	3	3	0	0
2	9	10	46	53	17	20	15	17	64	74	22	25	1	1	0	0	42	48	24	28	15	17	6	7	80	68	27	23	10	9	0	0
3	6	9	12	17	32	46	19	28	27	39	37	54	5	7	0	0	22	32	21	30	12	17	14	20	23	25	45	49	23	25	0	0
4	13	28	14	30	15	33	4	9	26	57	14	30	4	9	2	4	9	20	20	43	4	9	13	28	26	25	37	35	28	26	15	14
5	8	12	25	38	22	33	11	17	29	44	30	45	7	11	0	0	7	11	24	36	11	17	24	36	13	18	27	37	16	22	17	23
Total	197	41	132	28	95	20	51	11	312	66	136	29	23	5	4	1	260	55	112	24	46	10	57	12	333	56	148	25	81	14	32	5

* Less than 5 students tested

Source:TELPAS data file 7/20/21

Texas English Language Proficiency Assessment System (TELPAS)
2021 Assessment Report

Memorial Elementary School

Yearly Progress in TELPAS Composite Rating†

Grade	Cohort Size	Gained 1 Proficiency Level		Gained 2 Proficiency Levels		Gained 3 Proficiency Levels		Gained at Least 1 Proficiency Level	
	N	N	%	N	%	N	%	N	%
1	1	*	*	*	*	*	*	*	*
2	1	*	*	*	*	*	*	*	*
Total	2	*	*	*	*	*	*	*	*

TELPAS Composite Rating

Grade	Number of Students	Beginning		Intermediate		Advanced		Advanced High		Average Composite Score
	N	N	%	N	%	N	%	N	%	
K	16	8	50	5	31	3	19	0	0	1.6
1	18	0	0	10	56	8	44	0	0	2.3
2	14	1	7	6	43	6	43	1	7	2.5
3	14	0	0	3	21	7	50	4	29	3.1
4	20	0	0	0	0	16	80	4	20	3.2
5	18	0	0	2	11	7	39	9	50	3.4
Total	100	9	9	26	26	47	47	18	18	2.7

* Less than 5 students tested

TELPAS Individual Language Domains

	Listening								Speaking								Reading								Writing							
	Beginning		Intermediate		Advanced		Advanced High		Beginning		Intermediate		Advanced		Advanced High		Beginning		Intermediate		Advanced		Advanced High		Beginning		Intermediate		Advanced		Advanced High	
Grade	N	%	N	%	N	%	N	%	N	%	N	%	N	%	N	%	N	%	N	%	N	%	N	%	N	%	N	%	N	%	N	%
K	6	38	7	44	3	19	0	0	8	50	5	31	3	19	0	0	12	75	1	6	2	13	1	6	12	75	1	6	3	19	0	0
1	0	0	9	50	8	44	1	6	0	0	11	61	6	33	1	6	5	28	7	39	5	28	1	6	5	28	11	61	2	11	0	0
2	0	0	3	20	8	53	4	27	1	7	11	73	2	13	1	7	3	20	7	47	3	20	2	13	4	29	4	29	5	36	1	7
3	0	0	2	14	1	7	11	79	0	0	6	43	5	36	3	21	0	0	6	43	4	29	4	29	0	0	3	21	10	71	1	7
4	1	5	3	14	13	62	4	19	0	0	5	24	16	76	0	0	1	5	4	19	7	33	9	43	0	0	1	5	6	30	13	65
5	0	0	2	11	6	33	10	56	0	0	6	33	8	44	4	22	0	0	3	17	4	22	11	61	0	0	0	0	5	28	13	72
Total	7	7	26	25	39	38	30	29	9	9	44	43	40	39	9	9	21	21	28	27	25	25	28	27	21	21	20	20	31	31	28	28

* Less than 5 students tested

Source:TELPAS data file 7/20/21

Texas English Language Proficiency Assessment System (TELPAS)
2021 Assessment Report

Milne Elementary School

Yearly Progress in TELPAS Composite Rating†

Grade	Cohort Size	Gained 1 Proficiency Level		Gained 2 Proficiency Levels		Gained 3 Proficiency Levels		Gained at Least 1 Proficiency Level	
	N	N	%	N	%	N	%	N	%
1	2	*	*	*	*	*	*	*	*
2	4	*	*	*	*	*	*	*	*
3	1	*	*	*	*	*	*	*	*
5	1	*	*	*	*	*	*	*	*
Total	8	3	38	1	13	0	0	4	50

* Less than 5 students tested

TELPAS Composite Rating

Grade	Number of Students	Beginning		Intermediate		Advanced		Advanced High		Average Composite Score
	N	N	%	N	%	N	%	N	%	
K	16	6	38	10	63	0	0	0	0	1.7
1	30	17	57	10	33	1	3	2	7	1.4
2	38	10	26	21	55	7	18	0	0	1.9
3	31	5	16	17	55	8	26	1	3	2.2
4	16	1	6	11	69	4	25	0	0	2.2
5	9	0	0	8	89	1	11	0	0	2.0
Total	140	39	28	77	55	21	15	3	2	1.9

TELPAS Individual Language Domains

	Listening								Speaking								Reading								Writing							
	Beginning		Intermediate		Advanced		Advanced High		Beginning		Intermediate		Advanced		Advanced High		Beginning		Intermediate		Advanced		Advanced High		Beginning		Intermediate		Advanced		Advanced High	
Grade	N	%	N	%	N	%	N	%	N	%	N	%	N	%	N	%	N	%	N	%	N	%	N	%	N	%	N	%	N	%	N	%
K	1	6	7	41	6	35	3	18	6	35	5	29	3	18	3	18	15	94	1	6	0	0	0	0	16	100	0	0	0	0	0	0
1	16	53	9	30	3	10	2	7	17	57	9	30	2	7	2	7	27	90	1	3	1	3	1	3	26	87	2	7	2	7	0	0
2	6	15	13	33	15	38	5	13	11	28	22	56	5	13	1	3	25	66	10	26	3	8	0	0	22	54	7	17	11	27	1	2
3	2	6	8	26	12	39	9	29	8	26	15	48	6	19	2	6	18	58	11	35	1	3	1	3	11	32	8	24	12	35	3	9
4	2	10	10	50	6	30	2	10	10	50	5	25	5	25	0	0	2	10	11	55	5	25	2	10	3	14	14	64	5	23	0	0
5	1	8	9	75	1	8	1	8	4	33	3	25	5	42	0	0	3	18	8	47	3	18	3	18	4	24	6	35	7	41	0	0
Total	28	19	56	38	43	29	22	15	56	38	59	40	26	17	8	5	90	59	42	28	13	9	7	5	82	51	37	23	37	23	4	3

* Less than 5 students tested

Source:TELPAS data file 7/20/21

Texas English Language Proficiency Assessment System (TELPAS)
2021 Assessment Report

Mitchell Elementary School

Yearly Progress in TELPAS Composite Rating†

Grade	Cohort Size	Gained 1 Proficiency Level		Gained 2 Proficiency Levels		Gained 3 Proficiency Levels		Gained at Least 1 Proficiency Level	
	N	N	%	N	%	N	%	N	%
1	4	*	*	*	*	*	*	*	*
2	2	*	*	*	*	*	*	*	*
3	1	*	*	*	*	*	*	*	*
Total	7	4	57	0	0	0	0	4	57

TELPAS Composite Rating

Grade	Number of Students	Beginning		Intermediate		Advanced		Advanced High		Average Composite Score
	N	N	%	N	%	N	%	N	%	
K	29	6	21	11	38	9	31	3	10	2.1
1	30	6	20	16	53	7	23	1	3	2.0
2	21	4	19	11	52	6	29	0	0	2.1
3	20	6	30	8	40	4	20	2	10	2.1
4	14	2	14	4	29	7	50	1	7	2.5
5	15	1	7	6	40	7	47	1	7	2.5
Total	129	25	19	56	43	40	31	8	6	2.2

* Less than 5 students tested

TELPAS Individual Language Domains

	Listening								Speaking								Reading								Writing							
	Beginning		Intermediate		Advanced		Advanced High		Beginning		Intermediate		Advanced		Advanced High		Beginning		Intermediate		Advanced		Advanced High		Beginning		Intermediate		Advanced		Advanced High	
Grade	N	%	N	%	N	%	N	%	N	%	N	%	N	%	N	%	N	%	N	%	N	%	N	%	N	%	N	%	N	%	N	%
K	6	21	7	24	12	41	4	14	6	21	11	38	8	28	4	14	12	41	12	41	5	17	0	0	11	38	14	48	4	14	0	0
1	5	17	9	30	13	43	3	10	6	20	15	50	8	27	1	3	13	43	11	37	5	17	1	3	14	47	13	43	3	10	0	0
2	2	10	7	33	7	33	5	24	8	38	11	52	2	10	0	0	11	52	5	24	4	19	1	5	8	32	8	32	7	28	2	8
3	1	5	6	30	7	35	6	30	8	40	8	40	4	20	0	0	10	50	5	25	3	15	2	10	11	52	5	24	5	24	0	0
4	2	14	6	43	5	36	1	7	3	21	3	21	7	50	1	7	2	11	9	50	4	22	3	17	3	21	5	36	3	21	3	21
5	1	7	8	53	4	27	2	13	4	27	8	53	3	20	0	0	1	6	6	38	4	25	5	31	4	27	2	13	5	33	4	27
Total	17	13	43	33	48	37	21	16	35	27	56	43	32	25	6	5	49	37	48	36	25	19	12	9	51	38	47	35	27	20	9	7

* Less than 5 students tested

Source:TELPAS data file 7/20/21

Texas English Language Proficiency Assessment System (TELPAS)
2021 Assessment Report

Montgomery Elementary School

Yearly Progress in TELPAS Composite Rating†

Grade	Cohort Size	Gained 1 Proficiency Level		Gained 2 Proficiency Levels		Gained 3 Proficiency Levels		Gained at Least 1 Proficiency Level	
	N	N	%	N	%	N	%	N	%
1	4	*	*	*	*	*	*	*	*
Total	4	*	*	*	*	*	*	*	*

TELPAS Composite Rating

Grade	Number of Students	Beginning		Intermediate		Advanced		Advanced High		Average Composite Score
	N	N	%	N	%	N	%	N	%	
K	29	8	28	17	59	4	14	0	0	1.8
1	26	14	54	10	38	2	8	0	0	1.5
2	17	0	0	10	59	6	35	1	6	2.4
3	21	0	0	7	33	13	62	1	5	2.7
4	19	1	5	5	26	10	53	3	16	2.7
5	21	0	0	8	38	7	33	6	29	2.8
Total	133	23	17	57	43	42	32	11	8	2.3

* Less than 5 students tested

TELPAS Individual Language Domains

	Listening								Speaking								Reading								Writing							
	Beginning		Intermediate		Advanced		Advanced High		Beginning		Intermediate		Advanced		Advanced High		Beginning		Intermediate		Advanced		Advanced High		Beginning		Intermediate		Advanced		Advanced High	
Grade	N	%	N	%	N	%	N	%	N	%	N	%	N	%	N	%	N	%	N	%	N	%	N	%	N	%	N	%	N	%	N	%
K	3	10	21	72	5	17	0	0	9	31	16	55	4	14	0	0	12	41	17	59	0	0	0	0	14	48	15	52	0	0	0	0
1	12	46	11	42	3	12	0	0	15	58	8	31	2	8	1	4	15	58	10	38	1	4	0	0	17	65	9	35	0	0	0	0
2	0	0	5	28	10	56	3	17	1	6	14	78	2	11	1	6	7	39	6	33	2	11	3	17	3	13	10	43	7	30	3	13
3	0	0	2	10	9	43	10	48	0	0	9	43	11	52	1	5	6	29	6	29	6	29	3	14	3	9	12	38	15	47	2	6
4	2	11	6	32	8	42	3	16	2	11	7	37	9	47	1	5	0	0	11	58	3	16	5	26	4	12	6	18	12	36	11	33
5	1	5	7	33	9	43	4	19	3	14	7	33	9	43	2	10	1	5	5	24	5	24	10	48	0	0	10	36	11	39	7	25
Total	18	13	52	39	44	33	20	15	30	22	61	46	37	28	6	4	41	31	55	41	17	13	21	16	41	24	62	36	45	26	23	13

* Less than 5 students tested

Source:TELPAS data file 7/20/21

Texas English Language Proficiency Assessment System (TELPAS)
2021 Assessment Report

Moreno Elementary School

Yearly Progress in TELPAS Composite Rating†

Grade	Cohort Size	Gained 1 Proficiency Level		Gained 2 Proficiency Levels		Gained 3 Proficiency Levels		Gained at Least 1 Proficiency Level	
	N	N	%	N	%	N	%	N	%
1	75	50	67	6	8	0	0	56	75
2	69	20	29	1	1	0	0	21	30
3	57	26	46	0	0	0	0	26	46
4	55	12	22	0	0	0	0	12	22
5	68	32	47	0	0	0	0	32	47
Total	324	140	43	7	2	0	0	147	45

TELPAS Composite Rating

Grade	Number of Students	Beginning		Intermediate		Advanced		Advanced High		Average Composite Score
	N	N	%	N	%	N	%	N	%	
K	74	57	77	16	22	1	1	0	0	1.2
1	81	11	14	44	54	22	27	4	5	2.1
2	72	6	8	36	50	28	39	2	3	2.3
3	65	3	5	20	31	28	43	14	22	2.8
4	69	4	6	25	36	31	45	9	13	2.6
5	71	4	6	15	21	26	37	26	37	3.0
Total	432	85	20	156	36	136	31	55	13	2.3

* Less than 5 students tested

TELPAS Individual Language Domains

	Listening								Speaking								Reading								Writing							
	Beginning		Intermediate		Advanced		Advanced High		Beginning		Intermediate		Advanced		Advanced High		Beginning		Intermediate		Advanced		Advanced High		Beginning		Intermediate		Advanced		Advanced High	
Grade	N	%	N	%	N	%	N	%	N	%	N	%	N	%	N	%	N	%	N	%	N	%	N	%	N	%	N	%	N	%	N	%
K	41	55	30	41	3	4	0	0	57	77	14	19	3	4	0	0	71	96	2	3	1	1	0	0	72	97	1	1	1	1	0	0
1	4	5	37	46	34	42	6	7	10	12	40	49	28	35	3	4	39	48	30	37	9	11	3	4	35	43	33	41	9	11	4	5
2	3	4	20	28	31	43	18	25	9	13	52	72	9	13	2	3	27	38	30	42	11	15	4	6	22	27	28	34	29	35	4	5
3	0	0	9	14	20	31	36	55	4	6	27	42	26	40	8	12	16	25	23	35	8	12	18	28	8	12	27	39	26	38	8	12
4	11	16	21	30	27	39	11	16	13	19	21	30	35	50	1	1	8	11	37	53	13	19	12	17	5	7	24	34	21	30	20	29
5	8	11	10	14	30	42	23	32	7	10	20	28	38	54	6	8	8	11	13	18	18	25	32	45	4	5	9	12	21	28	42	55
Total	67	15	127	29	145	33	94	22	100	23	174	40	139	32	20	5	169	39	135	31	60	14	69	16	146	32	122	27	107	24	78	17

* Less than 5 students tested

Source:TELPAS data file 7/20/21

Texas English Language Proficiency Assessment System (TELPAS)
2021 Assessment Report

Neff Elementary School

Yearly Progress in TELPAS Composite Rating†

Grade	Cohort Size	Gained 1 Proficiency Level		Gained 2 Proficiency Levels		Gained 3 Proficiency Levels		Gained at Least 1 Proficiency Level	
	N	N	%	N	%	N	%	N	%
2	3	*	*	*	*	*	*	*	*
3	3	*	*	*	*	*	*	*	*
5	1	*	*	*	*	*	*	*	*
Total	7	3	43	0	0	0	0	3	43

* Less than 5 students tested

TELPAS Composite Rating

Grade	Number of Students	Beginning		Intermediate		Advanced		Advanced High		Average Composite Score
	N	N	%	N	%	N	%	N	%	
2	134	39	29	77	57	17	13	1	1	1.9
3	142	11	8	65	46	50	35	16	11	2.5
4	132	10	8	44	33	56	42	22	17	2.6
5	97	3	3	33	34	46	47	15	15	2.8
Total	505	63	12	219	43	169	33	54	11	2.4

TELPAS Individual Language Domains

	Listening								Speaking								Reading								Writing							
	Beginning		Intermediate		Advanced		Advanced High		Beginning		Intermediate		Advanced		Advanced High		Beginning		Intermediate		Advanced		Advanced High		Beginning		Intermediate		Advanced		Advanced High	
Grade	N	%	N	%	N	%	N	%	N	%	N	%	N	%	N	%	N	%	N	%	N	%	N	%	N	%	N	%	N	%	N	%
2	15	11	58	42	46	33	19	14	61	44	62	45	14	10	1	1	77	56	43	31	15	11	3	2	71	52	60	44	5	4	0	0
3	2	1	32	22	49	33	64	44	31	21	77	52	34	23	5	3	45	31	48	33	19	13	35	24	34	23	59	40	42	29	12	8
4	25	19	52	39	46	34	11	8	14	10	43	32	69	51	8	6	12	9	56	42	31	23	35	26	15	11	38	28	52	38	32	23
5	9	9	23	23	50	51	16	16	16	16	28	29	46	47	8	8	5	5	29	30	27	28	37	38	3	3	39	39	44	44	14	14
Total	51	10	165	32	191	37	110	21	122	24	210	41	163	32	22	4	139	27	176	34	92	18	110	21	123	24	196	38	143	28	58	11

* Less than 5 students tested

Source:TELPAS data file 7/20/21

Texas English Language Proficiency Assessment System (TELPAS)
2021 Assessment Report

Northline Elementary School

Yearly Progress in TELPAS Composite Rating†

Grade	Cohort Size	Gained 1 Proficiency Level		Gained 2 Proficiency Levels		Gained 3 Proficiency Levels		Gained at Least 1 Proficiency Level	
	N	N	%	N	%	N	%	N	%
1	2	*	*	*	*	*	*	*	*
2	3	*	*	*	*	*	*	*	*
3	1	*	*	*	*	*	*	*	*
Total	6	0	0	0	0	0	0	0	0

TELPAS Composite Rating

Grade	Number of Students	Beginning		Intermediate		Advanced		Advanced High		Average Composite Score
	N	N	%	N	%	N	%	N	%	
K	50	46	92	4	8	0	0	0	0	1.1
1	44	25	57	18	41	1	2	0	0	1.4
2	39	10	26	17	44	11	28	1	3	2.1
3	56	11	20	28	50	15	27	2	4	2.1
4	43	8	19	21	49	8	19	6	14	2.3
5	36	5	14	6	17	15	42	10	28	2.8
Total	268	105	39	94	35	50	19	19	7	1.9

* Less than 5 students tested

TELPAS Individual Language Domains

	Listening								Speaking								Reading								Writing							
	Beginning		Intermediate		Advanced		Advanced High		Beginning		Intermediate		Advanced		Advanced High		Beginning		Intermediate		Advanced		Advanced High		Beginning		Intermediate		Advanced		Advanced High	
Grade	N	%	N	%	N	%	N	%	N	%	N	%	N	%	N	%	N	%	N	%	N	%	N	%	N	%	N	%	N	%	N	%
K	30	60	20	40	0	0	0	0	46	92	4	8	0	0	0	0	50	100	0	0	0	0	0	0	50	100	0	0	0	0	0	0
1	13	30	22	50	8	18	1	2	25	57	13	30	6	14	0	0	42	95	2	5	0	0	0	0	43	98	0	0	1	2	0	0
2	5	13	10	26	17	44	7	18	14	36	21	54	4	10	0	0	21	50	15	36	4	10	2	5	19	45	9	21	8	19	6	14
3	5	9	12	21	19	33	22	38	16	28	27	47	14	24	1	2	31	49	18	29	6	10	8	13	32	52	22	36	7	11	0	0
4	15	32	15	32	11	23	6	13	18	38	10	21	19	40	0	0	10	23	14	32	12	27	8	18	8	16	19	37	14	27	10	20
5	6	17	6	17	14	39	10	28	8	22	10	28	14	39	4	11	4	11	9	25	10	28	13	36	6	14	7	17	14	33	15	36
Total	74	27	85	31	69	25	46	17	127	46	85	31	57	21	5	2	158	57	58	21	32	11	31	11	158	54	57	20	44	15	31	11

* Less than 5 students tested

Source:TELPAS data file 7/20/21

Texas English Language Proficiency Assessment System (TELPAS)
2021 Assessment Report

Oak Forest Elementary School

Yearly Progress in TELPAS Composite Rating†

Grade	Cohort Size	Gained 1 Proficiency Level		Gained 2 Proficiency Levels		Gained 3 Proficiency Levels		Gained at Least 1 Proficiency Level	
	N	N	%	N	%	N	%	N	%
1	3	*	*	*	*	*	*	*	*
2	3	*	*	*	*	*	*	*	*
3	5	2	40	0	0	0	0	2	40
4	2	*	*	*	*	*	*	*	*
5	5	2	40	0	0	0	0	2	40
Total	18	8	44	0	0	0	0	8	44

* Less than 5 students tested

TELPAS Composite Rating

Grade	Number of Students	Beginning		Intermediate		Advanced		Advanced High		Average Composite Score
	N	N	%	N	%	N	%	N	%	
K	4	*	*	*	*	*	*	*	*	*
1	3	*	*	*	*	*	*	*	*	*
2	5	0	0	2	40	3	60	0	0	2.5
3	5	0	0	2	40	1	20	2	40	2.9
4	2	*	*	*	*	*	*	*	*	*
5	5	0	0	1	20	3	60	1	20	3.0
Total	24	0	0	6	25	12	50	6	25	2.9

TELPAS Individual Language Domains

	Listening								Speaking								Reading								Writing							
	Beginning		Intermediate		Advanced		Advanced High		Beginning		Intermediate		Advanced		Advanced High		Beginning		Intermediate		Advanced		Advanced High		Beginning		Intermediate		Advanced		Advanced High	
Grade	N	%	N	%	N	%	N	%	N	%	N	%	N	%	N	%	N	%	N	%	N	%	N	%	N	%	N	%	N	%	N	%
K	*	*	*	*	*	*	*	*	*	*	*	*	*	*	*	*	*	*	*	*	*	*	*	*	*	*	*	*	*	*	*	*
1	*	*	*	*	*	*	*	*	*	*	*	*	*	*	*	*	*	*	*	*	*	*	*	*	*	*	*	*	*	*	*	*
2	0	0	2	40	1	20	2	40	1	20	3	60	1	20	0	0	1	20	1	20	2	40	1	20	2	29	2	29	3	43	0	0
3	*	*	*	*	*	*	*	*	*	*	*	*	*	*	*	*	1	20	1	20	0	0	3	60	0	0	3	43	1	14	3	43
4	*	*	*	*	*	*	*	*	*	*	*	*	*	*	*	*	*	*	*	*	*	*	*	*	*	*	*	*	*	*	*	*
5	0	0	1	20	3	60	1	20	1	20	0	0	4	80	0	0	0	0	3	60	1	20	1	20	0	0	0	0	2	33	4	67
Total	0	0	5	22	11	48	7	30	3	13	6	26	13	57	1	4	2	8	6	25	9	38	7	29	2	7	6	20	14	47	8	27

* Less than 5 students tested

Source:TELPAS data file 7/20/21

Texas English Language Proficiency Assessment System (TELPAS)
2021 Assessment Report

Oates Elementary School

Yearly Progress in TELPAS Composite Rating†

Grade	Cohort Size	Gained 1 Proficiency Level		Gained 2 Proficiency Levels		Gained 3 Proficiency Levels		Gained at Least 1 Proficiency Level	
	N	N	%	N	%	N	%	N	%
1	14	0	0	0	0	0	0	0	0
2	21	12	57	2	10	1	5	15	71
3	14	4	29	0	0	0	0	4	29
4	20	2	10	0	0	0	0	2	10
5	18	7	39	1	6	0	0	8	44
Total	87	25	29	3	3	1	1	29	33

* Less than 5 students tested

TELPAS Composite Rating

Grade	Number of Students	Beginning		Intermediate		Advanced		Advanced High		Average Composite Score
	N	N	%	N	%	N	%	N	%	
K	32	25	78	7	22	0	0	0	0	1.2
1	15	13	87	2	13	0	0	0	0	1.2
2	24	6	25	15	63	2	8	1	4	1.9
3	32	8	25	17	53	4	13	3	9	2.1
4	21	3	14	9	43	9	43	0	0	2.2
5	21	2	10	5	24	10	48	4	19	2.7
Total	145	57	39	55	38	25	17	8	6	1.9

TELPAS Individual Language Domains

	Listening								Speaking								Reading								Writing							
	Beginning		Intermediate		Advanced		Advanced High		Beginning		Intermediate		Advanced		Advanced High		Beginning		Intermediate		Advanced		Advanced High		Beginning		Intermediate		Advanced		Advanced High	
Grade	N	%	N	%	N	%	N	%	N	%	N	%	N	%	N	%	N	%	N	%	N	%	N	%	N	%	N	%	N	%	N	%
K	22	69	10	31	0	0	0	0	25	78	7	22	0	0	0	0	26	81	6	19	0	0	0	0	27	84	5	16	0	0	0	0
1	10	67	5	33	0	0	0	0	13	87	2	13	0	0	0	0	14	93	1	7	0	0	0	0	14	93	1	7	0	0	0	0
2	3	12	11	44	6	24	5	20	10	40	13	52	2	8	0	0	12	48	9	36	2	8	2	8	19	73	5	19	2	8	0	0
3	3	9	11	34	7	22	11	34	11	34	16	50	3	9	2	6	18	55	8	24	1	3	6	18	17	52	11	33	1	3	4	12
4	5	24	8	38	5	24	3	14	3	14	11	52	7	33	0	0	3	14	12	57	4	19	2	10	7	32	9	41	4	18	2	9
5	2	10	6	29	6	29	7	33	4	19	10	48	7	33	0	0	3	14	3	14	7	33	8	38	4	17	6	26	10	43	3	13
Total	45	31	51	35	24	16	26	18	66	45	59	40	19	13	2	1	76	52	39	27	14	10	18	12	88	58	37	25	17	11	9	6

* Less than 5 students tested

Source:TELPAS data file 7/20/21

Texas English Language Proficiency Assessment System (TELPAS)
2021 Assessment Report

Osborne Elementary School

Yearly Progress in TELPAS Composite Rating†

Grade	Cohort Size	Gained 1 Proficiency Level		Gained 2 Proficiency Levels		Gained 3 Proficiency Levels		Gained at Least 1 Proficiency Level	
	N	N	%	N	%	N	%	N	%
1	1	*	*	*	*	*	*	*	*
Total	1	*	*	*	*	*	*	*	*

TELPAS Composite Rating

Grade	Number of Students	Beginning		Intermediate		Advanced		Advanced High		Average Composite Score
	N	N	%	N	%	N	%	N	%	
K	8	6	75	2	25	0	0	0	0	1.1
1	14	13	93	1	7	0	0	0	0	1.0
2	12	3	25	9	75	0	0	0	0	1.8
3	14	1	7	13	93	0	0	0	0	2.3
4	14	1	7	12	86	1	7	0	0	2.0
5	11	0	0	6	55	5	45	0	0	2.4
Total	73	24	33	43	59	6	8	0	0	1.8

* Less than 5 students tested

TELPAS Individual Language Domains

	Listening								Speaking								Reading								Writing							
	Beginning		Intermediate		Advanced		Advanced High		Beginning		Intermediate		Advanced		Advanced High		Beginning		Intermediate		Advanced		Advanced High		Beginning		Intermediate		Advanced		Advanced High	
Grade	N	%	N	%	N	%	N	%	N	%	N	%	N	%	N	%	N	%	N	%	N	%	N	%	N	%	N	%	N	%	N	%
K	6	75	2	25	0	0	0	0	6	75	2	25	0	0	0	0	8	100	0	0	0	0	0	0	8	100	0	0	0	0	0	0
1	13	93	1	7	0	0	0	0	13	93	1	7	0	0	0	0	14	100	0	0	0	0	0	0	14	100	0	0	0	0	0	0
2	0	0	7	58	3	25	2	17	5	42	6	50	1	8	0	0	8	57	3	21	2	14	1	7	14	100	0	0	0	0	0	0
3	0	0	1	7	5	36	8	57	4	29	9	64	1	7	0	0	3	21	4	29	2	14	5	36	14	100	0	0	0	0	0	0
4	2	14	7	50	4	29	1	7	3	21	9	64	2	14	0	0	2	14	9	64	1	7	2	14	9	64	4	29	1	7	0	0
5	1	9	5	45	3	27	2	18	1	9	5	45	5	45	0	0	0	0	5	45	4	36	2	18	1	8	11	92	0	0	0	0
Total	22	30	23	32	15	21	13	18	32	44	32	44	9	12	0	0	35	47	21	28	9	12	10	13	60	79	15	20	1	1	0	0

* Less than 5 students tested

Source:TELPAS data file 7/20/21

Texas English Language Proficiency Assessment System (TELPAS)
2021 Assessment Report

Paige Elementary School

Yearly Progress in TELPAS Composite Rating†

Grade	Cohort Size	Gained 1 Proficiency Level		Gained 2 Proficiency Levels		Gained 3 Proficiency Levels		Gained at Least 1 Proficiency Level	
	N	N	%	N	%	N	%	N	%
1	3	*	*	*	*	*	*	*	*
2	1	*	*	*	*	*	*	*	*
5	1	*	*	*	*	*	*	*	*
Total	5	0	0	0	0	0	0	0	0

* Less than 5 students tested

TELPAS Composite Rating

Grade	Number of Students	Beginning		Intermediate		Advanced		Advanced High		Average Composite Score
	N	N	%	N	%	N	%	N	%	
K	16	15	94	1	6	0	0	0	0	1.1
1	29	23	79	6	21	0	0	0	0	1.2
2	21	7	33	10	48	4	19	0	0	1.9
3	37	3	8	25	68	5	14	4	11	2.2
4	28	6	21	13	46	9	32	0	0	2.0
5	31	1	3	14	45	10	32	6	19	2.6
Total	162	55	34	69	43	28	17	10	6	1.9

TELPAS Individual Language Domains

	Listening								Speaking								Reading								Writing							
	Beginning		Intermediate		Advanced		Advanced High		Beginning		Intermediate		Advanced		Advanced High		Beginning		Intermediate		Advanced		Advanced High		Beginning		Intermediate		Advanced		Advanced High	
Grade	N	%	N	%	N	%	N	%	N	%	N	%	N	%	N	%	N	%	N	%	N	%	N	%	N	%	N	%	N	%	N	%
K	13	81	3	19	0	0	0	0	15	94	1	6	0	0	0	0	16	100	0	0	0	0	0	0	16	100	0	0	0	0	0	0
1	23	79	6	21	0	0	0	0	23	79	6	21	0	0	0	0	26	90	3	10	0	0	0	0	26	90	3	10	0	0	0	0
2	2	10	8	38	8	38	3	14	8	38	12	57	1	5	0	0	13	57	7	30	3	13	0	0	13	59	7	32	2	9	0	0
3	1	3	9	24	16	43	11	30	6	16	21	57	9	24	1	3	20	53	12	32	2	5	4	11	15	38	14	36	9	23	1	3
4	10	36	9	32	8	29	1	4	7	25	12	43	9	32	0	0	13	45	11	38	4	14	1	3	5	17	14	48	9	31	1	3
5	2	6	12	39	7	23	10	32	4	13	13	42	13	42	1	3	5	16	12	39	6	19	8	26	1	3	16	42	13	34	8	21
Total	51	31	47	29	39	24	25	15	63	39	65	40	32	20	2	1	93	56	45	27	15	9	13	8	76	44	54	31	33	19	10	6

* Less than 5 students tested

Source:TELPAS data file 7/20/21

Texas English Language Proficiency Assessment System (TELPAS)
2021 Assessment Report

Park Place Elementary School

Yearly Progress in TELPAS Composite Rating†

Grade	Cohort Size	Gained 1 Proficiency Level		Gained 2 Proficiency Levels		Gained 3 Proficiency Levels		Gained at Least 1 Proficiency Level	
	N	N	%	N	%	N	%	N	%
1	69	29	42	4	6	0	0	33	48
2	92	31	34	5	5	0	0	36	39
3	46	22	48	4	9	0	0	26	57
4	24	5	21	0	0	0	0	5	21
5	67	32	48	3	4	0	0	35	52
Total	298	119	40	16	5	0	0	135	45

TELPAS Composite Rating

Grade	Number of Students	Beginning		Intermediate		Advanced		Advanced High		Average Composite Score
	N	N	%	N	%	N	%	N	%	
K	65	42	65	23	35	0	0	0	0	1.2
1	73	26	36	42	58	5	7	0	0	1.7
2	96	12	13	51	53	31	32	2	2	2.2
3	51	2	4	14	27	20	39	15	29	2.9
4	53	4	8	22	42	23	43	4	8	2.6
5	74	1	1	19	26	30	41	24	32	3.0
Total	412	87	21	171	42	109	26	45	11	2.2

* Less than 5 students tested

TELPAS Individual Language Domains

	Listening								Speaking								Reading								Writing							
	Beginning		Intermediate		Advanced		Advanced High		Beginning		Intermediate		Advanced		Advanced High		Beginning		Intermediate		Advanced		Advanced High		Beginning		Intermediate		Advanced		Advanced High	
Grade	N	%	N	%	N	%	N	%	N	%	N	%	N	%	N	%	N	%	N	%	N	%	N	%	N	%	N	%	N	%	N	%
K	42	65	21	32	1	2	1	2	41	63	22	34	2	3	0	0	61	94	4	6	0	0	0	0	61	94	4	6	0	0	0	0
1	10	14	57	78	6	8	0	0	27	37	40	55	6	8	0	0	42	58	28	38	3	4	0	0	44	60	28	38	1	1	0	0
2	7	7	28	28	37	37	29	29	21	21	69	68	11	11	0	0	35	35	34	34	21	21	10	10	39	39	30	30	23	23	9	9
3	2	4	7	13	13	23	34	61	4	7	19	34	26	46	7	13	16	29	11	20	12	21	17	30	4	7	22	39	15	26	16	28
4	7	12	16	27	22	37	15	25	13	22	27	45	20	33	0	0	8	14	23	40	9	16	18	31	4	6	21	34	28	45	9	15
5	5	6	19	25	24	31	29	38	7	9	26	34	39	51	5	6	3	4	19	25	14	18	41	53	1	1	16	22	23	31	34	46
Total	73	17	148	34	103	24	108	25	113	26	203	47	104	24	12	3	165	38	119	28	59	14	86	20	153	35	121	28	90	21	68	16

* Less than 5 students tested

Source:TELPAS data file 7/20/21

Texas English Language Proficiency Assessment System (TELPAS)
2021 Assessment Report

Parker Elementary School

Yearly Progress in TELPAS Composite Rating†

Grade	Cohort Size	Gained 1 Proficiency Level		Gained 2 Proficiency Levels		Gained 3 Proficiency Levels		Gained at Least 1 Proficiency Level	
	N	N	%	N	%	N	%	N	%
1	1	*	*	*	*	*	*	*	*
Total	1	*	*	*	*	*	*	*	*

TELPAS Composite Rating

Grade	Number of Students	Beginning		Intermediate		Advanced		Advanced High		Average Composite Score
	N	N	%	N	%	N	%	N	%	
K	31	15	48	15	48	0	0	1	3	1.5
1	34	14	41	13	38	5	15	2	6	1.7
2	28	5	18	14	50	7	25	2	7	2.3
3	34	0	0	11	32	19	56	4	12	2.8
4	27	1	4	9	33	13	48	4	15	2.6
5	22	0	0	9	41	9	41	4	18	2.8
Total	176	35	20	71	40	53	30	17	10	2.2

* Less than 5 students tested

TELPAS Individual Language Domains

	Listening								Speaking								Reading								Writing							
	Beginning		Intermediate		Advanced		Advanced High		Beginning		Intermediate		Advanced		Advanced High		Beginning		Intermediate		Advanced		Advanced High		Beginning		Intermediate		Advanced		Advanced High	
Grade	N	%	N	%	N	%	N	%	N	%	N	%	N	%	N	%	N	%	N	%	N	%	N	%	N	%	N	%	N	%	N	%
K	15	48	7	23	7	23	2	6	14	45	8	26	8	26	1	3	27	87	3	10	0	0	1	3	28	90	2	6	1	3	0	0
1	12	35	15	44	4	12	3	9	14	41	13	38	6	18	1	3	24	71	3	9	5	15	2	6	24	71	4	12	4	12	2	6
2	1	4	6	21	10	36	11	39	12	43	11	39	5	18	0	0	13	46	7	25	5	18	3	11	8	22	13	35	9	24	7	19
3	0	0	0	0	14	41	20	59	1	3	19	56	11	32	3	9	5	15	17	50	8	24	4	12	8	21	6	16	15	39	9	24
4	3	11	10	37	11	41	3	11	2	7	7	26	16	59	2	7	5	19	11	41	7	26	4	15	3	9	9	27	14	42	7	21
5	0	0	10	42	6	25	8	33	2	8	5	21	14	58	3	13	1	4	13	54	4	17	6	25	2	7	7	24	5	17	15	52
Total	31	17	48	27	52	29	47	26	45	25	63	35	60	34	10	6	75	42	54	30	29	16	20	11	73	36	41	20	48	24	40	20

* Less than 5 students tested

Source:TELPAS data file 7/20/21

Texas English Language Proficiency Assessment System (TELPAS)
2021 Assessment Report

Patterson Elementary School

Yearly Progress in TELPAS Composite Rating†

Grade	Cohort Size	Gained 1 Proficiency Level		Gained 2 Proficiency Levels		Gained 3 Proficiency Levels		Gained at Least 1 Proficiency Level	
	N	N	%	N	%	N	%	N	%
1	74	36	49	2	3	0	0	38	51
2	53	5	9	0	0	0	0	5	9
3	48	16	33	0	0	0	0	16	33
4	30	3	10	0	0	0	0	3	10
5	49	19	39	0	0	0	0	19	39
Total	254	79	31	2	1	0	0	81	32

* Less than 5 students tested

TELPAS Composite Rating

Grade	Number of Students	Beginning		Intermediate		Advanced		Advanced High		Average Composite Score
	N	N	%	N	%	N	%	N	%	
K	54	5	9	29	54	16	30	4	7	2.3
1	77	6	8	29	38	30	39	12	16	2.6
2	61	4	7	31	51	26	43	0	0	2.5
3	71	1	1	23	32	32	45	15	21	2.9
4	66	0	0	24	36	32	48	10	15	2.8
5	65	0	0	8	12	33	51	24	37	3.2
Total	394	16	4	144	37	169	43	65	16	2.7

TELPAS Individual Language Domains

	Listening								Speaking								Reading								Writing							
	Beginning		Intermediate		Advanced		Advanced High		Beginning		Intermediate		Advanced		Advanced High		Beginning		Intermediate		Advanced		Advanced High		Beginning		Intermediate		Advanced		Advanced High	
Grade	N	%	N	%	N	%	N	%	N	%	N	%	N	%	N	%	N	%	N	%	N	%	N	%	N	%	N	%	N	%	N	%
K	1	2	7	13	37	69	9	17	5	9	19	35	22	41	8	15	31	57	14	26	5	9	4	7	16	30	31	57	3	6	4	7
1	6	8	18	23	34	44	19	25	4	5	31	40	31	40	11	14	7	9	30	39	30	39	10	13	12	16	29	38	34	44	2	3
2	1	2	15	25	29	48	16	26	17	28	38	62	5	8	1	2	17	28	22	36	18	30	4	7	7	11	14	23	27	44	13	21
3	0	0	5	7	15	21	51	72	5	7	39	55	18	25	9	13	13	18	12	17	12	17	34	48	8	11	28	38	20	27	18	24
4	4	6	21	32	27	41	14	21	2	3	37	56	25	38	2	3	5	8	26	39	12	18	23	35	6	9	13	20	20	30	27	41
5	2	3	6	9	21	32	36	55	2	3	26	40	33	51	4	6	3	5	9	14	10	15	43	66	0	0	11	17	17	26	37	57
Total	14	4	72	18	163	41	145	37	35	9	190	48	134	34	35	9	76	19	113	29	87	22	118	30	49	12	126	32	121	30	101	25

* Less than 5 students tested

Source:TELPAS data file 7/20/21

Texas English Language Proficiency Assessment System (TELPAS)
2021 Assessment Report

Peck Elementary School

Yearly Progress in TELPAS Composite Rating†

Grade	Cohort Size	Gained 1 Proficiency Level		Gained 2 Proficiency Levels		Gained 3 Proficiency Levels		Gained at Least 1 Proficiency Level	
	N	N	%	N	%	N	%	N	%
1	22	3	14	0	0	0	0	3	14
2	25	9	36	4	16	0	0	13	52
3	19	4	21	0	0	0	0	4	21
4	17	0	0	0	0	0	0	0	0
5	21	8	38	0	0	0	0	8	38
Total	104	24	23	4	4	0	0	28	27

* Less than 5 students tested

TELPAS Composite Rating

Grade	Number of Students	Beginning		Intermediate		Advanced		Advanced High		Average Composite Score
	N	N	%	N	%	N	%	N	%	
K	16	16	100	0	0	0	0	0	0	1.0
1	23	20	87	3	13	0	0	0	0	1.2
2	25	5	20	10	40	10	40	0	0	2.1
3	19	1	5	8	42	9	47	1	5	2.7
4	17	1	6	10	59	6	35	0	0	2.3
5	22	1	5	6	27	10	45	5	23	2.8
Total	122	44	36	37	30	35	29	6	5	2.0

TELPAS Individual Language Domains

	Listening								Speaking								Reading								Writing							
	Beginning		Intermediate		Advanced		Advanced High		Beginning		Intermediate		Advanced		Advanced High		Beginning		Intermediate		Advanced		Advanced High		Beginning		Intermediate		Advanced		Advanced High	
Grade	N	%	N	%	N	%	N	%	N	%	N	%	N	%	N	%	N	%	N	%	N	%	N	%	N	%	N	%	N	%	N	%
K	16	100	0	0	0	0	0	0	16	100	0	0	0	0	0	0	16	100	0	0	0	0	0	0	16	100	0	0	0	0	0	0
1	17	74	6	26	0	0	0	0	20	87	3	13	0	0	0	0	20	87	3	13	0	0	0	0	20	87	3	13	0	0	0	0
2	3	12	6	24	7	28	9	36	9	36	13	52	3	12	0	0	7	28	9	36	7	28	2	8	13	52	10	40	2	8	0	0
3	0	0	3	16	3	16	13	68	5	26	10	53	4	21	0	0	3	16	6	32	2	11	8	42	1	5	12	63	6	32	0	0
4	1	6	6	35	7	41	3	18	4	24	11	65	2	12	0	0	2	12	8	47	4	24	3	18	3	18	9	53	4	24	1	6
5	3	14	5	23	8	36	6	27	2	9	10	45	9	41	1	5	1	5	6	27	6	27	9	41	2	9	5	23	9	41	6	27
Total	40	33	26	21	25	20	31	25	56	46	47	39	18	15	1	1	49	40	32	26	19	16	22	18	55	45	39	32	21	17	7	6

* Less than 5 students tested

Source:TELPAS data file 7/20/21

Texas English Language Proficiency Assessment System (TELPAS)
2021 Assessment Report

Petersen Elementary School

Yearly Progress in TELPAS Composite Rating†

Grade	Cohort Size	Gained 1 Proficiency Level		Gained 2 Proficiency Levels		Gained 3 Proficiency Levels		Gained at Least 1 Proficiency Level	
	N	N	%	N	%	N	%	N	%
2	2	*	*	*	*	*	*	*	*
3	1	*	*	*	*	*	*	*	*
5	1	*	*	*	*	*	*	*	*
Total	4	*	*	*	*	*	*	*	*

TELPAS Composite Rating

Grade	Number of Students	Beginning		Intermediate		Advanced		Advanced High		Average Composite Score
	N	N	%	N	%	N	%	N	%	
K	22	18	82	4	18	0	0	0	0	1.1
1	19	13	68	6	32	0	0	0	0	1.4
2	18	5	28	9	50	4	22	0	0	1.9
3	32	0	0	10	31	14	44	8	25	2.9
4	24	2	8	8	33	13	54	1	4	2.4
5	21	1	5	13	62	5	24	2	10	2.4
Total	136	39	29	50	37	36	26	11	8	2.1

* Less than 5 students tested

TELPAS Individual Language Domains

	Listening								Speaking								Reading								Writing							
	Beginning		Intermediate		Advanced		Advanced High		Beginning		Intermediate		Advanced		Advanced High		Beginning		Intermediate		Advanced		Advanced High		Beginning		Intermediate		Advanced		Advanced High	
Grade	N	%	N	%	N	%	N	%	N	%	N	%	N	%	N	%	N	%	N	%	N	%	N	%	N	%	N	%	N	%	N	%
K	18	82	4	18	0	0	0	0	18	82	4	18	0	0	0	0	21	95	1	5	0	0	0	0	22	100	0	0	0	0	0	0
1	11	58	1	5	4	21	3	16	13	68	1	5	5	26	0	0	16	84	3	16	0	0	0	0	18	95	1	5	0	0	0	0
2	2	9	6	26	12	52	3	13	10	43	13	57	0	0	0	0	10	42	7	29	4	17	3	13	12	63	4	21	3	16	0	0
3	0	0	4	13	8	25	20	63	3	9	12	38	15	47	2	6	8	25	11	34	7	22	6	19	3	9	7	21	11	33	12	36
4	2	8	13	54	9	38	0	0	3	13	7	29	14	58	0	0	3	13	14	58	4	17	3	13	1	4	13	52	6	24	5	20
5	2	8	12	48	9	36	2	8	6	24	10	40	8	32	1	4	7	29	7	29	6	25	4	17	1	4	8	35	10	43	4	17
Total	35	24	40	28	42	29	28	19	53	37	47	32	42	29	3	2	65	45	43	30	21	14	16	11	57	40	33	23	30	21	21	15

* Less than 5 students tested

Source:TELPAS data file 7/20/21

Texas English Language Proficiency Assessment System (TELPAS)
2021 Assessment Report

Piney Point Elementary School

Yearly Progress in TELPAS Composite Rating†

Grade	Cohort Size	Gained 1 Proficiency Level		Gained 2 Proficiency Levels		Gained 3 Proficiency Levels		Gained at Least 1 Proficiency Level	
	N	N	%	N	%	N	%	N	%
1	118	46	39	1	1	0	0	47	40
2	104	55	53	7	7	1	1	63	61
3	88	25	28	4	5	0	0	29	33
4	102	15	15	1	1	0	0	16	16
5	54	22	41	0	0	0	0	22	41
Total	466	163	35	13	3	1	0	177	38

* Less than 5 students tested

TELPAS Composite Rating

Grade	Number of Students	Beginning		Intermediate		Advanced		Advanced High		Average Composite Score
	N	N	%	N	%	N	%	N	%	
K	124	120	97	3	2	1	1	0	0	1.0
1	144	77	53	53	37	9	6	5	3	1.5
2	121	23	19	55	45	40	33	3	2	2.2
3	102	11	11	45	44	29	28	17	17	2.5
4	120	12	10	53	44	45	38	10	8	2.4
5	86	9	10	24	28	34	40	19	22	2.8
Total	697	252	36	233	33	158	23	54	8	2.0

TELPAS Individual Language Domains

	Listening								Speaking								Reading								Writing							
	Beginning		Intermediate		Advanced		Advanced High		Beginning		Intermediate		Advanced		Advanced High		Beginning		Intermediate		Advanced		Advanced High		Beginning		Intermediate		Advanced		Advanced High	
Grade	N	%	N	%	N	%	N	%	N	%	N	%	N	%	N	%	N	%	N	%	N	%	N	%	N	%	N	%	N	%	N	%
K	120	96	3	2	2	2	0	0	119	96	4	3	1	1	0	0	122	98	1	1	1	1	0	0	122	98	1	1	1	1	0	0
1	68	47	58	40	11	8	7	5	82	57	49	34	8	6	5	3	95	66	34	24	10	7	4	3	110	77	25	17	4	3	4	3
2	11	8	44	33	40	30	38	29	43	32	69	52	17	13	4	3	51	40	40	31	27	21	9	7	43	34	47	38	30	24	5	4
3	4	3	23	20	34	29	55	47	22	19	62	53	30	26	2	2	39	33	36	31	19	16	23	20	26	25	33	31	22	21	25	24
4	23	19	42	34	42	34	17	14	26	21	47	38	48	39	3	2	27	21	53	42	26	21	20	16	19	15	43	33	48	37	20	15
5	18	17	28	26	27	25	33	31	27	25	37	35	41	39	1	1	17	16	36	34	19	18	35	33	11	12	7	7	31	33	45	48
Total	244	33	198	26	156	21	150	20	319	43	268	36	145	19	15	2	351	47	200	27	102	14	91	12	331	46	156	22	136	19	99	14

* Less than 5 students tested

Source:TELPAS data file 7/20/21

Texas English Language Proficiency Assessment System (TELPAS)
2021 Assessment Report

Pleasantville Elementary School

Yearly Progress in TELPAS Composite Rating†

Grade	Cohort Size	Gained 1 Proficiency Level		Gained 2 Proficiency Levels		Gained 3 Proficiency Levels		Gained at Least 1 Proficiency Level	
	N	N	%	N	%	N	%	N	%
1	4	*	*	*	*	*	*	*	*
2	5	1	20	0	0	0	0	1	20
3	12	0	0	0	0	0	0	0	0
4	8	1	13	0	0	0	0	1	13
5	7	1	14	0	0	0	0	1	14
Total	36	4	11	0	0	0	0	4	11

* Less than 5 students tested

TELPAS Composite Rating

Grade	Number of Students	Beginning		Intermediate		Advanced		Advanced High		Average Composite Score
	N	N	%	N	%	N	%	N	%	
K	6	5	83	1	17	0	0	0	0	1.3
1	4	*	*	*	*	*	*	*	*	*
2	5	0	0	3	60	2	40	0	0	2.4
3	13	2	15	7	54	4	31	0	0	2.6
4	8	0	0	3	38	4	50	1	13	2.7
5	7	0	0	5	71	2	29	0	0	2.2
Total	43	8	19	22	51	12	28	1	2	2.2

TELPAS Individual Language Domains

	Listening								Speaking								Reading								Writing							
	Beginning		Intermediate		Advanced		Advanced High		Beginning		Intermediate		Advanced		Advanced High		Beginning		Intermediate		Advanced		Advanced High		Beginning		Intermediate		Advanced		Advanced High	
Grade	N	%	N	%	N	%	N	%	N	%	N	%	N	%	N	%	N	%	N	%	N	%	N	%	N	%	N	%	N	%	N	%
K	2	33	3	50	1	17	0	0	4	67	2	33	0	0	0	0	6	100	0	0	0	0	0	0	6	100	0	0	0	0	0	0
1	*	*	*	*	*	*	*	*	*	*	*	*	*	*	*	*	*	*	*	*	*	*	*	*	*	*	*	*	*	*	*	*
2	0	0	0	0	3	60	2	40	2	40	3	60	0	0	0	0	1	20	2	40	2	40	0	0	1	20	2	40	2	40	0	0
3	0	0	1	8	5	38	7	54	7	54	6	46	0	0	0	0	5	38	1	8	1	8	6	46	3	23	4	31	1	8	5	38
4	1	13	1	13	4	50	2	25	2	25	4	50	2	25	0	0	0	0	3	38	3	38	2	25	0	0	3	38	3	38	2	25
5	1	14	3	43	3	43	0	0	4	57	3	43	0	0	0	0	0	0	4	57	1	14	2	29	0	0	5	71	1	14	1	14
Total	5	12	11	26	16	37	11	26	20	47	21	49	2	5	0	0	15	35	11	26	7	16	10	23	12	28	16	37	7	16	8	19

* Less than 5 students tested

Source:TELPAS data file 7/20/21

Texas English Language Proficiency Assessment System (TELPAS)
2021 Assessment Report

Poe Elementary School

Yearly Progress in TELPAS Composite Rating†

Grade	Cohort Size	Gained 1 Proficiency Level		Gained 2 Proficiency Levels		Gained 3 Proficiency Levels		Gained at Least 1 Proficiency Level	
	N	N	%	N	%	N	%	N	%
2	1	*	*	*	*	*	*	*	*
3	2	*	*	*	*	*	*	*	*
5	1	*	*	*	*	*	*	*	*
Total	4	*	*	*	*	*	*	*	*

TELPAS Composite Rating

Grade	Number of Students	Beginning		Intermediate		Advanced		Advanced High		Average Composite Score
	N	N	%	N	%	N	%	N	%	
K	26	21	81	4	15	0	0	1	4	1.3
1	23	11	48	7	30	3	13	2	9	1.9
2	23	2	9	13	57	6	26	2	9	2.5
3	33	0	0	10	30	21	64	2	6	2.8
4	28	1	4	9	32	15	54	3	11	2.6
5	23	0	0	2	9	16	70	5	22	3.0
Total	156	35	22	45	29	61	39	15	10	2.4

* Less than 5 students tested

TELPAS Individual Language Domains

	Listening								Speaking								Reading								Writing							
	Beginning		Intermediate		Advanced		Advanced High		Beginning		Intermediate		Advanced		Advanced High		Beginning		Intermediate		Advanced		Advanced High		Beginning		Intermediate		Advanced		Advanced High	
Grade	N	%	N	%	N	%	N	%	N	%	N	%	N	%	N	%	N	%	N	%	N	%	N	%	N	%	N	%	N	%	N	%
K	19	73	6	23	0	0	1	4	20	77	4	15	1	4	1	4	23	88	2	8	0	0	1	4	23	88	2	8	0	0	1	4
1	3	13	11	48	8	35	1	4	13	57	4	17	5	22	1	4	13	57	4	17	3	13	3	13	15	65	3	13	2	9	3	13
2	1	4	6	26	5	22	11	48	7	30	12	52	4	17	0	0	5	22	10	43	3	13	5	22	3	13	9	39	6	26	5	22
3	0	0	3	9	9	26	22	65	5	15	24	71	5	15	0	0	6	18	14	41	5	15	9	26	0	0	8	24	17	50	9	26
4	0	0	7	24	12	41	10	34	4	14	14	48	10	34	1	3	2	7	16	55	3	10	8	28	5	18	6	21	16	57	1	4
5	0	0	5	20	11	44	9	36	1	4	9	36	14	56	1	4	0	0	8	32	7	28	10	40	0	0	4	17	15	65	4	17
Total	23	14	38	24	45	28	54	34	50	31	67	42	39	24	4	3	49	31	54	34	21	13	36	23	46	29	32	20	56	36	23	15

* Less than 5 students tested

Source:TELPAS data file 7/20/21

Texas English Language Proficiency Assessment System (TELPAS)
2021 Assessment Report

Port Houston Elementary School

Yearly Progress in TELPAS Composite Rating†

Grade	Cohort Size	Gained 1 Proficiency Level		Gained 2 Proficiency Levels		Gained 3 Proficiency Levels		Gained at Least 1 Proficiency Level	
	N	N	%	N	%	N	%	N	%
1	21	5	24	2	10	0	0	7	33
2	27	1	4	0	0	0	0	1	4
3	2	*	*	*	*	*	*	*	*
Total	50	6	12	2	4	0	0	8	16

TELPAS Composite Rating

Grade	Number of Students	Beginning		Intermediate		Advanced		Advanced High		Average Composite Score
	N	N	%	N	%	N	%	N	%	
K	20	16	80	2	10	2	10	0	0	1.3
1	21	2	10	11	52	4	19	4	19	2.3
2	28	9	32	15	54	4	14	0	0	1.9
3	21	5	24	14	67	2	10	0	0	2.1
4	31	3	10	18	58	8	26	2	6	2.2
5	23	4	17	6	26	11	48	2	9	2.5
Total	144	39	27	66	46	31	22	8	6	2.1

* Less than 5 students tested

TELPAS Individual Language Domains

	Listening								Speaking								Reading								Writing							
	Beginning		Intermediate		Advanced		Advanced High		Beginning		Intermediate		Advanced		Advanced High		Beginning		Intermediate		Advanced		Advanced High		Beginning		Intermediate		Advanced		Advanced High	
Grade	N	%	N	%	N	%	N	%	N	%	N	%	N	%	N	%	N	%	N	%	N	%	N	%	N	%	N	%	N	%	N	%
K	16	80	1	5	1	5	2	10	16	80	1	5	2	10	1	5	17	85	1	5	1	5	1	5	18	90	2	10	0	0	0	0
1	0	0	9	43	7	33	5	24	2	10	8	38	6	29	5	24	11	52	4	19	5	24	1	5	12	57	4	19	5	24	0	0
2	2	6	15	47	9	28	6	19	19	59	13	41	0	0	0	0	23	72	7	22	1	3	1	3	11	39	7	25	8	29	2	7
3	2	9	4	18	8	36	8	36	8	36	9	41	5	23	0	0	10	45	11	50	1	5	0	0	10	45	9	41	3	14	0	0
4	6	19	10	32	10	32	5	16	9	29	16	52	6	19	0	0	8	26	12	39	6	19	5	16	3	9	20	63	9	28	0	0
5	4	16	6	24	9	36	6	24	5	20	10	40	10	40	0	0	3	13	9	38	8	33	4	17	4	17	9	38	5	21	6	25
Total	30	20	45	30	44	29	32	21	59	39	57	38	29	19	6	4	72	48	44	29	22	15	12	8	58	39	51	35	30	20	8	5

* Less than 5 students tested

Source:TELPAS data file 7/20/21

Texas English Language Proficiency Assessment System (TELPAS)
2021 Assessment Report

Pugh Elementary School

Yearly Progress in TELPAS Composite Rating†

Grade	Cohort Size	Gained 1 Proficiency Level		Gained 2 Proficiency Levels		Gained 3 Proficiency Levels		Gained at Least 1 Proficiency Level	
	N	N	%	N	%	N	%	N	%
1	1	*	*	*	*	*	*	*	*
5	1	*	*	*	*	*	*	*	*
Total	2	*	*	*	*	*	*	*	*

TELPAS Composite Rating

Grade	Number of Students	Beginning		Intermediate		Advanced		Advanced High		Average Composite Score
	N	N	%	N	%	N	%	N	%	
K	18	18	100	0	0	0	0	0	0	1.0
1	34	7	21	10	29	13	38	4	12	2.3
2	19	2	11	11	58	5	26	1	5	2.4
3	21	0	0	6	29	13	62	2	10	2.9
4	21	0	0	10	48	9	43	2	10	2.7
5	21	1	5	3	14	15	71	2	10	2.7
Total	134	28	21	40	30	55	41	11	8	2.4

* Less than 5 students tested

TELPAS Individual Language Domains

	Listening								Speaking								Reading								Writing							
	Beginning		Intermediate		Advanced		Advanced High		Beginning		Intermediate		Advanced		Advanced High		Beginning		Intermediate		Advanced		Advanced High		Beginning		Intermediate		Advanced		Advanced High	
Grade	N	%	N	%	N	%	N	%	N	%	N	%	N	%	N	%	N	%	N	%	N	%	N	%	N	%	N	%	N	%	N	%
K	18	100	0	0	0	0	0	0	17	94	1	6	0	0	0	0	18	100	0	0	0	0	0	0	18	100	0	0	0	0	0	0
1	7	21	8	24	13	38	6	18	6	18	12	35	10	29	6	18	9	26	10	29	10	29	5	15	13	38	17	50	2	6	2	6
2	0	0	4	21	6	32	9	47	5	26	12	63	2	11	0	0	8	40	5	25	4	20	3	15	6	30	5	25	7	35	2	10
3	0	0	1	5	5	23	16	73	5	23	12	55	5	23	0	0	3	13	9	39	7	30	4	17	0	0	2	9	16	73	4	18
4	0	0	7	33	7	33	7	33	6	29	7	33	8	38	0	0	1	5	8	38	4	19	8	38	2	10	5	24	7	33	7	33
5	1	5	8	36	11	50	2	9	2	9	10	45	10	45	0	0	1	5	7	33	7	33	6	29	2	9	5	22	10	43	6	26
Total	26	19	28	21	42	31	40	29	41	30	54	40	35	26	6	4	40	29	39	28	32	23	26	19	41	30	34	25	42	30	21	15

* Less than 5 students tested

Source:TELPAS data file 7/20/21

Texas English Language Proficiency Assessment System (TELPAS)
2021 Assessment Report

Red Elementary School

Yearly Progress in TELPAS Composite Rating†

Grade	Cohort Size	Gained 1 Proficiency Level		Gained 2 Proficiency Levels		Gained 3 Proficiency Levels		Gained at Least 1 Proficiency Level	
	N	N	%	N	%	N	%	N	%
1	1	*	*	*	*	*	*	*	*
2	3	*	*	*	*	*	*	*	*
Total	4	*	*	*	*	*	*	*	*

TELPAS Composite Rating

Grade	Number of Students	Beginning		Intermediate		Advanced		Advanced High		Average Composite Score
	N	N	%	N	%	N	%	N	%	
K	17	9	53	5	29	1	6	2	12	1.6
1	31	7	23	15	48	6	19	3	10	2.1
2	32	4	13	14	44	12	38	2	6	2.4
3	17	0	0	4	24	12	71	1	6	2.9
4	9	0	0	2	22	4	44	3	33	3.1
5	16	0	0	2	13	13	81	1	6	2.9
Total	122	20	16	42	34	48	39	12	10	2.4

* Less than 5 students tested

TELPAS Individual Language Domains

	Listening								Speaking								Reading								Writing							
	Beginning		Intermediate		Advanced		Advanced High		Beginning		Intermediate		Advanced		Advanced High		Beginning		Intermediate		Advanced		Advanced High		Beginning		Intermediate		Advanced		Advanced High	
Grade	N	%	N	%	N	%	N	%	N	%	N	%	N	%	N	%	N	%	N	%	N	%	N	%	N	%	N	%	N	%	N	%
K	9	53	4	24	1	6	3	18	9	53	5	29	0	0	3	18	14	82	1	6	1	6	1	6	13	76	1	6	2	12	1	6
1	4	13	15	48	8	26	4	13	7	23	14	45	6	19	4	13	11	35	14	45	5	16	1	3	16	52	10	32	5	16	0	0
2	0	0	5	16	16	50	11	34	4	13	22	69	5	16	1	3	13	41	8	25	4	13	7	22	14	41	10	29	1	3	9	26
3	0	0	0	0	3	18	14	82	0	0	12	71	5	29	0	0	2	12	6	35	6	35	3	18	0	0	10	48	5	24	6	29
4	1	8	1	8	5	38	6	46	0	0	0	0	10	77	3	23	1	8	3	23	4	31	5	38	1	9	3	27	4	36	3	27
5	0	0	6	32	7	37	6	32	0	0	7	37	10	53	2	11	0	0	9	47	8	42	2	11	0	0	4	21	7	37	8	42
Total	14	11	31	24	40	31	44	34	20	16	60	47	36	28	13	10	41	32	41	32	28	22	19	15	44	33	38	29	24	18	27	20

* Less than 5 students tested

Source:TELPAS data file 7/20/21

Texas English Language Proficiency Assessment System (TELPAS)
2021 Assessment Report

Reynolds Elementary School

No Progress Data Available

TELPAS Composite Rating

Grade	Number of Students	Beginning		Intermediate		Advanced		Advanced High		Average Composite Score
	N	N	%	N	%	N	%	N	%	
2	1	*	*	*	*	*	*	*	*	*
3	2	*	*	*	*	*	*	*	*	*
5	3	*	*	*	*	*	*	*	*	*
Total	6	1	17	5	83	0	0	0	0	2.3

TELPAS Individual Language Domains

	Listening								Speaking								Reading								Writing							
	Beginning		Intermediate		Advanced		Advanced High		Beginning		Intermediate		Advanced		Advanced High		Beginning		Intermediate		Advanced		Advanced High		Beginning		Intermediate		Advanced		Advanced High	
Grade	N	%	N	%	N	%	N	%	N	%	N	%	N	%	N	%	N	%	N	%	N	%	N	%	N	%	N	%	N	%	N	%
2	*	*	*	*	*	*	*	*	*	*	*	*	*	*	*	*	*	*	*	*	*	*	*	*	*	*	*	*	*	*	*	*
3	*	*	*	*	*	*	*	*	*	*	*	*	*	*	*	*	*	*	*	*	*	*	*	*	*	*	*	*	*	*	*	*
5	*	*	*	*	*	*	*	*	*	*	*	*	*	*	*	*	*	*	*	*	*	*	*	*	*	*	*	*	*	*	*	*
Total	1	14	3	43	3	43	0	0	4	57	3	43	0	0	0	0	2	29	3	43	1	14	1	14	0	0	1	17	3	50	2	33

* Less than 5 students tested

Source:TELPAS data file 7/20/21

Texas English Language Proficiency Assessment System (TELPAS)
2021 Assessment Report

River Oaks Elementary School

Yearly Progress in TELPAS Composite Rating†

Grade	Cohort Size	Gained 1 Proficiency Level		Gained 2 Proficiency Levels		Gained 3 Proficiency Levels		Gained at Least 1 Proficiency Level	
	N	N	%	N	%	N	%	N	%
1	10	2	20	1	10	0	0	3	30
2	4	*	*	*	*	*	*	*	*
3	6	4	67	0	0	0	0	4	67
4	3	*	*	*	*	*	*	*	*
5	5	3	60	1	20	0	0	4	80
Total	28	10	36	2	7	0	0	12	43

* Less than 5 students tested

TELPAS Composite Rating

Grade	Number of Students	Beginning		Intermediate		Advanced		Advanced High		Average Composite Score
	N	N	%	N	%	N	%	N	%	
K	16	1	6	4	25	6	38	5	31	2.9
1	10	0	0	2	20	5	50	3	30	3.0
2	5	0	0	1	20	3	60	1	20	3.1
3	6	0	0	0	0	4	67	2	33	3.3
4	3	*	*	*	*	*	*	*	*	*
5	6	0	0	0	0	1	17	5	83	3.5
Total	46	1	2	7	15	22	48	16	35	3.1

TELPAS Individual Language Domains

	Listening								Speaking								Reading								Writing							
	Beginning		Intermediate		Advanced		Advanced High		Beginning		Intermediate		Advanced		Advanced High		Beginning		Intermediate		Advanced		Advanced High		Beginning		Intermediate		Advanced		Advanced High	
Grade	N	%	N	%	N	%	N	%	N	%	N	%	N	%	N	%	N	%	N	%	N	%	N	%	N	%	N	%	N	%	N	%
K	0	0	5	31	7	44	4	25	1	6	5	31	8	50	2	13	1	6	4	25	5	31	6	38	1	6	4	25	6	38	5	31
1	0	0	2	20	5	50	3	30	1	10	1	10	5	50	3	30	0	0	3	30	3	30	4	40	1	10	2	20	5	50	2	20
2	0	0	0	0	2	40	3	60	1	20	3	60	0	0	1	20	0	0	1	20	1	20	3	60	0	0	1	14	3	43	3	43
3	0	0	1	17	0	0	5	83	0	0	2	33	3	50	1	17	0	0	0	0	1	17	5	83	0	0	4	40	1	10	5	50
4	*	*	*	*	*	*	*	*	*	*	*	*	*	*	*	*	*	*	*	*	*	*	*	*	*	*	*	*	*	*	*	*
5	0	0	0	0	3	50	3	50	0	0	1	17	4	67	1	17	0	0	0	0	1	17	5	83	0	0	0	0	3	50	3	50
Total	0	0	8	17	20	43	18	39	3	7	12	26	23	50	8	17	1	2	8	17	11	24	26	57	2	4	13	25	20	38	18	34

* Less than 5 students tested

Source:TELPAS data file 7/20/21

Texas English Language Proficiency Assessment System (TELPAS)
2021 Assessment Report

Roberts Elementary School

Yearly Progress in TELPAS Composite Rating†

Grade	Cohort Size	Gained 1 Proficiency Level		Gained 2 Proficiency Levels		Gained 3 Proficiency Levels		Gained at Least 1 Proficiency Level	
	N	N	%	N	%	N	%	N	%
1	15	7	47	2	13	0	0	9	60
2	14	4	29	0	0	0	0	4	29
3	10	5	50	0	0	0	0	5	50
4	7	3	43	0	0	0	0	3	43
5	8	5	63	0	0	0	0	5	63
Total	54	24	44	2	4	0	0	26	48

* Less than 5 students tested

TELPAS Composite Rating

Grade	Number of Students	Beginning		Intermediate		Advanced		Advanced High		Average Composite Score
	N	N	%	N	%	N	%	N	%	
K	31	6	19	15	48	10	32	0	0	2.1
1	22	3	14	4	18	3	14	12	55	3.0
2	18	1	6	3	17	14	78	0	0	2.8
3	12	0	0	0	0	9	75	3	25	3.3
4	7	0	0	1	14	3	43	3	43	3.2
5	11	0	0	1	9	6	55	4	36	3.2
Total	101	10	10	24	24	45	45	22	22	2.8

TELPAS Individual Language Domains

	Listening								Speaking								Reading								Writing							
	Beginning		Intermediate		Advanced		Advanced High		Beginning		Intermediate		Advanced		Advanced High		Beginning		Intermediate		Advanced		Advanced High		Beginning		Intermediate		Advanced		Advanced High	
Grade	N	%	N	%	N	%	N	%	N	%	N	%	N	%	N	%	N	%	N	%	N	%	N	%	N	%	N	%	N	%	N	%
K	8	26	12	39	10	32	1	3	7	23	12	39	12	39	0	0	12	39	6	19	12	39	1	3	11	35	10	32	10	32	0	0
1	3	14	4	18	3	14	12	55	3	14	4	18	4	18	11	50	3	14	5	23	4	18	10	45	3	14	6	27	4	18	9	41
2	0	0	2	11	4	22	12	67	2	11	13	72	2	11	1	6	2	11	4	22	8	44	4	22	1	5	7	33	7	33	6	29
3	0	0	0	0	2	17	10	83	0	0	8	67	2	17	2	17	0	0	3	25	2	17	7	58	0	0	2	12	4	24	11	65
4	0	0	1	14	4	57	2	29	0	0	4	57	2	29	1	14	0	0	2	29	0	0	5	71	0	0	1	11	2	22	6	67
5	1	9	1	9	3	27	6	55	0	0	4	36	6	55	1	9	1	9	1	9	2	18	7	64	0	0	2	17	7	58	3	25
Total	12	12	20	20	26	26	43	43	12	12	45	45	28	28	16	16	18	18	21	21	28	28	34	34	15	13	28	25	34	30	35	31

* Less than 5 students tested

Source:TELPAS data file 7/20/21

Texas English Language Proficiency Assessment System (TELPAS)
2021 Assessment Report

Judson Robinson Elementary School

Yearly Progress in TELPAS Composite Rating†

Grade	Cohort Size	Gained 1 Proficiency Level		Gained 2 Proficiency Levels		Gained 3 Proficiency Levels		Gained at Least 1 Proficiency Level	
	N	N	%	N	%	N	%	N	%
1	43	12	28	0	0	0	0	12	28
2	45	11	24	0	0	0	0	11	24
3	32	5	16	1	3	0	0	6	19
4	38	8	21	0	0	0	0	8	21
5	37	11	30	1	3	0	0	12	32
Total	195	47	24	2	1	0	0	49	25

* Less than 5 students tested

TELPAS Composite Rating

Grade	Number of Students	Beginning		Intermediate		Advanced		Advanced High		Average Composite Score
	N	N	%	N	%	N	%	N	%	
K	34	20	59	14	41	0	0	0	0	1.4
1	50	23	46	18	36	9	18	0	0	1.7
2	47	6	13	23	49	17	36	1	2	2.2
3	38	3	8	19	50	15	39	1	3	2.4
4	42	3	7	21	50	15	36	3	7	2.3
5	37	3	8	8	22	18	49	8	22	2.8
Total	248	58	23	103	42	74	30	13	5	2.1

TELPAS Individual Language Domains

	Listening								Speaking								Reading								Writing							
	Beginning		Intermediate		Advanced		Advanced High		Beginning		Intermediate		Advanced		Advanced High		Beginning		Intermediate		Advanced		Advanced High		Beginning		Intermediate		Advanced		Advanced High	
Grade	N	%	N	%	N	%	N	%	N	%	N	%	N	%	N	%	N	%	N	%	N	%	N	%	N	%	N	%	N	%	N	%
K	19	56	5	15	4	12	6	18	20	59	7	21	2	6	5	15	34	100	0	0	0	0	0	0	33	97	1	3	0	0	0	0
1	17	34	18	36	11	22	4	8	25	50	16	32	6	12	3	6	31	62	17	34	2	4	0	0	32	64	15	30	3	6	0	0
2	0	0	15	32	19	40	13	28	13	28	24	51	10	21	0	0	20	43	14	30	9	19	4	9	20	39	14	27	13	25	4	8
3	1	3	9	23	16	41	13	33	5	13	26	67	8	21	0	0	14	36	18	46	4	10	3	8	8	20	17	43	9	23	6	15
4	10	24	18	43	11	26	3	7	5	12	16	38	21	50	0	0	8	19	21	50	8	19	5	12	11	24	12	26	14	30	9	20
5	5	13	12	31	15	38	7	18	6	15	10	26	23	59	0	0	3	8	10	26	12	31	14	36	3	8	8	22	15	41	11	30
Total	52	21	77	31	76	30	46	18	74	29	99	39	70	28	8	3	110	44	80	32	35	14	26	10	107	41	67	26	54	21	30	12

* Less than 5 students tested

Source:TELPAS data file 7/20/21

Texas English Language Proficiency Assessment System (TELPAS)
2021 Assessment Report

Rodríguez Elementary School

Yearly Progress in TELPAS Composite Rating†

Grade	Cohort Size	Gained 1 Proficiency Level		Gained 2 Proficiency Levels		Gained 3 Proficiency Levels		Gained at Least 1 Proficiency Level	
	N	N	%	N	%	N	%	N	%
1	101	60	59	6	6	0	0	66	65
2	100	40	40	4	4	0	0	44	44
3	112	42	38	5	4	0	0	47	42
4	116	25	22	1	1	0	0	26	22
5	72	30	42	2	3	0	0	32	44
Total	501	197	39	18	4	0	0	215	43

TELPAS Composite Rating

Grade	Number of Students	Beginning		Intermediate		Advanced		Advanced High		Average Composite Score
	N	N	%	N	%	N	%	N	%	
K	114	93	82	8	7	9	8	4	4	1.3
1	117	16	14	47	40	43	37	11	9	2.3
2	120	17	14	47	39	47	39	9	8	2.4
3	134	10	7	61	46	51	38	12	9	2.5
4	130	17	13	53	41	44	34	16	12	2.5
5	112	9	8	30	27	46	41	27	24	2.8
Total	727	162	22	246	34	240	33	79	11	2.3

* Less than 5 students tested

TELPAS Individual Language Domains

	Listening								Speaking								Reading								Writing							
	Beginning		Intermediate		Advanced		Advanced High		Beginning		Intermediate		Advanced		Advanced High		Beginning		Intermediate		Advanced		Advanced High		Beginning		Intermediate		Advanced		Advanced High	
Grade	N	%	N	%	N	%	N	%	N	%	N	%	N	%	N	%	N	%	N	%	N	%	N	%	N	%	N	%	N	%	N	%
K	89	78	14	12	6	5	5	4	93	82	9	8	9	8	3	3	98	86	7	6	5	4	4	4	95	83	11	10	6	5	2	2
1	8	7	44	38	48	41	17	15	21	18	52	44	35	30	9	8	32	27	42	36	31	26	12	10	41	35	47	40	24	21	5	4
2	7	6	35	29	42	34	38	31	33	27	66	54	21	17	2	2	38	31	30	25	30	25	24	20	29	24	36	30	41	34	14	12
3	5	4	30	22	33	25	66	49	39	29	71	53	23	17	1	1	44	33	45	34	21	16	24	18	19	14	38	28	31	23	46	34
4	33	25	36	28	43	33	18	14	38	29	54	42	36	28	2	2	22	17	59	45	26	20	23	18	11	8	23	18	42	32	54	42
5	14	13	19	17	41	37	38	34	21	19	42	38	48	43	1	1	16	14	22	20	21	19	53	47	7	6	28	24	50	43	30	26
Total	156	21	178	24	213	29	182	25	245	34	294	40	172	24	18	2	250	34	205	28	134	18	140	19	202	28	183	25	194	27	151	21

* Less than 5 students tested

Source:TELPAS data file 7/20/21

Texas English Language Proficiency Assessment System (TELPAS)
2021 Assessment Report

Roosevelt Elementary School

Yearly Progress in TELPAS Composite Rating†

Grade	Cohort Size	Gained 1 Proficiency Level		Gained 2 Proficiency Levels		Gained 3 Proficiency Levels		Gained at Least 1 Proficiency Level	
	N	N	%	N	%	N	%	N	%
1	23	11	48	3	13	0	0	14	61
2	20	6	30	1	5	0	0	7	35
3	26	9	35	0	0	0	0	9	35
4	28	7	25	0	0	0	0	7	25
5	12	8	67	0	0	0	0	8	67
Total	109	41	38	4	4	0	0	45	41

* Less than 5 students tested

TELPAS Composite Rating

Grade	Number of Students	Beginning		Intermediate		Advanced		Advanced High		Average Composite Score
	N	N	%	N	%	N	%	N	%	
K	21	6	29	15	71	0	0	0	0	1.5
1	25	2	8	13	52	3	12	7	28	2.6
2	21	0	0	10	48	9	43	2	10	2.5
3	29	1	3	11	38	13	45	4	14	2.8
4	29	1	3	11	38	12	41	5	17	2.6
5	14	0	0	1	7	6	43	7	50	3.3
Total	139	10	7	61	44	43	31	25	18	2.5

TELPAS Individual Language Domains

	Listening								Speaking								Reading								Writing							
	Beginning		Intermediate		Advanced		Advanced High		Beginning		Intermediate		Advanced		Advanced High		Beginning		Intermediate		Advanced		Advanced High		Beginning		Intermediate		Advanced		Advanced High	
Grade	N	%	N	%	N	%	N	%	N	%	N	%	N	%	N	%	N	%	N	%	N	%	N	%	N	%	N	%	N	%	N	%
K	3	14	16	76	2	10	0	0	6	29	12	57	3	14	0	0	17	81	4	19	0	0	0	0	19	90	2	10	0	0	0	0
1	2	8	0	0	11	44	12	48	2	8	2	8	11	44	10	40	15	60	0	0	6	24	4	16	15	60	2	8	5	20	3	12
2	0	0	8	32	12	48	5	20	3	12	13	52	6	24	3	12	8	32	9	36	7	28	1	4	6	27	8	36	7	32	1	5
3	0	0	3	10	9	29	19	61	3	10	9	29	14	45	5	16	9	29	6	19	9	29	7	23	6	17	16	46	9	26	4	11
4	5	16	8	26	11	35	7	23	4	13	9	29	18	58	0	0	3	10	16	52	5	16	7	23	3	9	8	24	13	39	9	27
5	0	0	3	14	11	50	8	36	0	0	2	9	13	59	7	32	0	0	6	27	3	14	13	59	0	0	2	13	9	60	4	27
Total	10	6	38	25	56	36	51	33	18	12	47	30	65	42	25	16	52	34	41	26	30	19	32	21	49	32	38	25	43	28	21	14

* Less than 5 students tested

Source:TELPAS data file 7/20/21

Texas English Language Proficiency Assessment System (TELPAS)
2021 Assessment Report

Ross Elementary School

Yearly Progress in TELPAS Composite Rating†

Grade	Cohort Size	Gained 1 Proficiency Level		Gained 2 Proficiency Levels		Gained 3 Proficiency Levels		Gained at Least 1 Proficiency Level	
	N	N	%	N	%	N	%	N	%
1	2	*	*	*	*	*	*	*	*
2	1	*	*	*	*	*	*	*	*
3	3	*	*	*	*	*	*	*	*
4	3	*	*	*	*	*	*	*	*
Total	9	0	0	0	0	0	0	0	0

* Less than 5 students tested

TELPAS Composite Rating

Grade	Number of Students	Beginning		Intermediate		Advanced		Advanced High		Average Composite Score
	N	N	%	N	%	N	%	N	%	
K	8	8	100	0	0	0	0	0	0	1.0
1	16	9	56	7	44	0	0	0	0	1.4
2	14	3	21	8	57	2	14	1	7	2.1
3	11	0	0	8	73	3	27	0	0	2.4
4	12	1	8	7	58	4	33	0	0	2.2
5	19	0	0	7	37	8	42	4	21	2.9
Total	80	21	26	37	46	17	21	5	6	2.1

TELPAS Individual Language Domains

	Listening								Speaking								Reading								Writing							
	Beginning		Intermediate		Advanced		Advanced High		Beginning		Intermediate		Advanced		Advanced High		Beginning		Intermediate		Advanced		Advanced High		Beginning		Intermediate		Advanced		Advanced High	
Grade	N	%	N	%	N	%	N	%	N	%	N	%	N	%	N	%	N	%	N	%	N	%	N	%	N	%	N	%	N	%	N	%
K	7	88	1	13	0	0	0	0	8	100	0	0	0	0	0	0	8	100	0	0	0	0	0	0	8	100	0	0	0	0	0	0
1	8	50	8	50	0	0	0	0	9	56	7	44	0	0	0	0	10	63	6	38	0	0	0	0	13	81	3	19	0	0	0	0
2	1	7	5	36	3	21	5	36	8	57	4	29	2	14	0	0	5	36	3	21	6	43	0	0	8	57	1	7	4	29	1	7
3	0	0	1	9	5	45	5	45	1	9	7	64	3	27	0	0	1	9	6	55	2	18	2	18	4	36	7	64	0	0	0	0
4	2	17	5	42	5	42	0	0	3	25	6	50	3	25	0	0	2	17	7	58	2	17	1	8	1	8	7	58	4	33	0	0
5	1	5	6	32	3	16	9	47	6	32	7	37	6	32	0	0	1	5	3	16	6	32	9	47	0	0	3	16	7	37	9	47
Total	19	24	26	33	16	20	19	24	35	44	31	39	14	18	0	0	27	34	25	31	16	20	12	15	34	43	21	26	15	19	10	13

* Less than 5 students tested

Source:TELPAS data file 7/20/21

Texas English Language Proficiency Assessment System (TELPAS)
2021 Assessment Report

Rucker Elementary School

Yearly Progress in TELPAS Composite Rating†

Grade	Cohort Size	Gained 1 Proficiency Level		Gained 2 Proficiency Levels		Gained 3 Proficiency Levels		Gained at Least 1 Proficiency Level	
	N	N	%	N	%	N	%	N	%
1	1	*	*	*	*	*	*	*	*
2	1	*	*	*	*	*	*	*	*
3	3	*	*	*	*	*	*	*	*
Total	5	1	20	0	0	0	0	1	20

TELPAS Composite Rating

Grade	Number of Students	Beginning		Intermediate		Advanced		Advanced High		Average Composite Score
	N	N	%	N	%	N	%	N	%	
K	31	6	19	9	29	9	29	7	23	2.4
1	22	3	14	14	64	3	14	2	9	2.3
2	25	0	0	17	68	7	28	1	4	2.4
3	34	4	12	17	50	11	32	2	6	2.5
4	24	0	0	15	63	7	29	2	8	2.5
5	28	2	7	10	36	14	50	2	7	2.5
Total	164	15	9	82	50	51	31	16	10	2.4

* Less than 5 students tested

TELPAS Individual Language Domains

	Listening								Speaking								Reading								Writing							
	Beginning		Intermediate		Advanced		Advanced High		Beginning		Intermediate		Advanced		Advanced High		Beginning		Intermediate		Advanced		Advanced High		Beginning		Intermediate		Advanced		Advanced High	
Grade	N	%	N	%	N	%	N	%	N	%	N	%	N	%	N	%	N	%	N	%	N	%	N	%	N	%	N	%	N	%	N	%
K	6	19	8	26	7	23	10	32	6	19	10	32	6	19	9	29	9	29	10	32	9	29	3	10	7	23	13	42	9	29	2	6
1	2	9	2	9	6	27	12	55	4	18	2	9	12	55	4	18	11	50	7	32	3	14	1	5	17	77	2	9	2	9	1	5
2	0	0	5	20	9	36	11	44	4	16	18	72	2	8	1	4	10	40	7	28	6	24	2	8	6	23	12	46	7	27	1	4
3	2	6	5	15	10	29	17	50	6	18	14	41	11	32	3	9	11	32	12	35	3	9	8	24	10	29	19	54	4	11	2	6
4	3	13	10	42	5	21	6	25	4	17	13	54	6	25	1	4	2	8	11	46	6	25	5	21	3	12	10	40	4	16	8	32
5	3	11	9	32	9	32	7	25	6	21	10	36	11	39	1	4	2	7	16	57	4	14	6	21	4	14	12	43	8	29	4	14
Total	16	10	39	24	46	28	63	38	30	18	67	41	48	29	19	12	45	27	63	38	31	19	25	15	47	28	68	41	34	20	18	11

* Less than 5 students tested

Source:TELPAS data file 7/20/21

Texas English Language Proficiency Assessment System (TELPAS)
2021 Assessment Report

Sánchez Elementary School

Yearly Progress in TELPAS Composite Rating†

Grade	Cohort Size	Gained 1 Proficiency Level		Gained 2 Proficiency Levels		Gained 3 Proficiency Levels		Gained at Least 1 Proficiency Level	
	N	N	%	N	%	N	%	N	%
1	46	6	13	0	0	0	0	6	13
2	37	10	27	2	5	0	0	12	32
3	31	9	29	1	3	0	0	10	32
4	30	5	17	0	0	0	0	5	17
5	34	13	38	0	0	0	0	13	38
Total	178	43	24	3	2	0	0	46	26

* Less than 5 students tested

TELPAS Composite Rating

Grade	Number of Students	Beginning		Intermediate		Advanced		Advanced High		Average Composite Score
	N	N	%	N	%	N	%	N	%	
K	35	18	51	16	46	1	3	0	0	1.3
1	48	21	44	24	50	3	6	0	0	1.6
2	39	10	26	18	46	9	23	2	5	2.1
3	34	6	18	14	41	9	26	5	15	2.4
4	34	4	12	12	35	16	47	2	6	2.5
5	36	2	6	7	19	18	50	9	25	2.7
Total	226	61	27	91	40	56	25	18	8	2.1

TELPAS Individual Language Domains

	Listening								Speaking								Reading								Writing							
	Beginning		Intermediate		Advanced		Advanced High		Beginning		Intermediate		Advanced		Advanced High		Beginning		Intermediate		Advanced		Advanced High		Beginning		Intermediate		Advanced		Advanced High	
Grade	N	%	N	%	N	%	N	%	N	%	N	%	N	%	N	%	N	%	N	%	N	%	N	%	N	%	N	%	N	%	N	%
K	18	51	16	46	1	3	0	0	18	51	16	46	1	3	0	0	31	89	4	11	0	0	0	0	31	89	3	9	1	3	0	0
1	7	15	35	73	0	0	6	13	21	44	25	52	1	2	1	2	31	65	15	31	2	4	0	0	31	65	17	35	0	0	0	0
2	4	10	13	32	13	32	11	27	10	24	25	61	3	7	3	7	18	45	13	33	6	15	3	8	27	64	10	24	5	12	0	0
3	3	9	6	17	10	29	16	46	8	23	15	43	7	20	5	14	13	37	10	29	3	9	9	26	12	33	12	33	12	33	0	0
4	7	20	11	31	11	31	6	17	3	9	20	57	11	31	1	3	7	20	15	43	6	17	7	20	9	24	8	21	7	18	14	37
5	4	11	9	24	16	42	9	24	1	3	14	37	19	50	4	11	3	8	17	45	8	21	10	26	4	10	8	21	15	38	12	31
Total	43	19	90	39	51	22	48	21	61	26	115	50	42	18	14	6	103	45	74	32	25	11	29	13	114	48	58	24	40	17	26	11

* Less than 5 students tested

Source:TELPAS data file 7/20/21

Texas English Language Proficiency Assessment System (TELPAS)
2021 Assessment Report

Scarborough Elementary School

Yearly Progress in TELPAS Composite Rating†

Grade	Cohort Size	Gained 1 Proficiency Level		Gained 2 Proficiency Levels		Gained 3 Proficiency Levels		Gained at Least 1 Proficiency Level	
	N	N	%	N	%	N	%	N	%
1	38	24	63	1	3	0	0	25	66
2	61	24	39	3	5	0	0	27	44
3	53	22	42	1	2	0	0	23	43
4	40	9	23	1	3	0	0	10	25
5	55	19	35	0	0	0	0	19	35
Total	247	98	40	6	2	0	0	104	42

* Less than 5 students tested

TELPAS Composite Rating

Grade	Number of Students	Beginning		Intermediate		Advanced		Advanced High		Average Composite Score
	N	N	%	N	%	N	%	N	%	
K	40	22	55	17	43	1	3	0	0	1.4
1	48	9	19	33	69	5	10	1	2	1.9
2	65	7	11	40	62	16	25	2	3	2.3
3	60	1	2	32	53	21	35	6	10	2.5
4	47	2	4	16	34	22	47	7	15	2.7
5	61	4	7	24	39	26	43	7	11	2.6
Total	321	45	14	162	50	91	28	23	7	2.3

TELPAS Individual Language Domains

	Listening								Speaking								Reading								Writing							
	Beginning		Intermediate		Advanced		Advanced High		Beginning		Intermediate		Advanced		Advanced High		Beginning		Intermediate		Advanced		Advanced High		Beginning		Intermediate		Advanced		Advanced High	
Grade	N	%	N	%	N	%	N	%	N	%	N	%	N	%	N	%	N	%	N	%	N	%	N	%	N	%	N	%	N	%	N	%
K	15	38	24	60	1	3	0	0	30	75	9	23	1	3	0	0	26	65	13	33	1	3	0	0	36	90	4	10	0	0	0	0
1	7	15	33	69	6	13	2	4	8	17	34	71	5	10	1	2	20	42	23	48	4	8	1	2	22	46	24	50	1	2	1	2
2	2	3	16	24	27	40	22	33	23	34	34	51	8	12	2	3	24	36	23	34	14	21	6	9	19	29	19	29	21	32	6	9
3	0	0	5	8	23	38	32	53	13	22	32	53	14	23	1	2	15	25	24	40	11	18	10	17	13	22	25	42	17	28	5	8
4	7	15	14	29	21	44	6	13	8	17	11	23	27	56	2	4	4	8	26	52	9	18	11	22	3	6	12	24	15	31	19	39
5	8	13	19	31	23	38	11	18	13	21	23	38	23	38	2	3	7	11	27	44	10	16	17	28	8	13	14	23	23	38	16	26
Total	39	12	111	34	101	31	73	23	95	29	143	44	78	24	8	2	96	29	136	42	49	15	45	14	101	31	98	30	77	24	47	15

* Less than 5 students tested

Source:TELPAS data file 7/20/21

Texas English Language Proficiency Assessment System (TELPAS)
2021 Assessment Report

School at St. George Place

Yearly Progress in TELPAS Composite Rating†

Grade	Cohort Size	Gained 1 Proficiency Level		Gained 2 Proficiency Levels		Gained 3 Proficiency Levels		Gained at Least 1 Proficiency Level	
	N	N	%	N	%	N	%	N	%
1	1	*	*	*	*	*	*	*	*
4	1	*	*	*	*	*	*	*	*
Total	2	*	*	*	*	*	*	*	*

TELPAS Composite Rating

Grade	Number of Students	Beginning		Intermediate		Advanced		Advanced High		Average Composite Score
	N	N	%	N	%	N	%	N	%	
K	40	9	23	20	50	11	28	0	0	2.0
1	41	1	2	7	17	11	27	22	54	3.3
2	19	3	16	6	32	6	32	4	21	2.4
3	21	2	10	8	38	7	33	4	19	2.6
4	23	1	4	5	22	8	35	9	39	3.1
5	11	2	18	1	9	4	36	4	36	2.8
Total	155	18	12	47	30	47	30	43	28	2.7

* Less than 5 students tested

TELPAS Individual Language Domains

	Listening								Speaking								Reading								Writing							
	Beginning		Intermediate		Advanced		Advanced High		Beginning		Intermediate		Advanced		Advanced High		Beginning		Intermediate		Advanced		Advanced High		Beginning		Intermediate		Advanced		Advanced High	
Grade	N	%	N	%	N	%	N	%	N	%	N	%	N	%	N	%	N	%	N	%	N	%	N	%	N	%	N	%	N	%	N	%
K	9	23	18	45	13	33	0	0	10	25	20	50	10	25	0	0	11	28	23	58	6	15	0	0	12	30	23	58	5	13	0	0
1	1	2	5	12	11	27	24	59	2	5	4	10	15	37	20	49	2	5	9	22	7	17	23	56	3	7	7	17	15	37	16	39
2	2	11	5	26	5	26	7	37	5	26	8	42	5	26	1	5	7	37	4	21	4	21	4	21	4	13	9	28	12	38	7	22
3	0	0	7	33	4	19	10	48	2	10	9	43	8	38	2	10	5	24	8	38	3	14	5	24	4	11	10	28	13	36	9	25
4	4	17	4	17	9	38	7	29	1	4	3	13	14	58	6	25	1	4	7	29	5	21	11	46	1	3	8	24	15	44	10	29
5	2	18	3	27	4	36	2	18	2	18	2	18	3	27	4	36	2	18	4	36	1	9	4	36	2	7	0	0	6	21	21	72
Total	18	12	42	27	46	29	50	32	22	14	46	29	55	35	33	21	28	18	55	35	26	17	47	30	26	12	57	27	66	31	63	30

* Less than 5 students tested

Source:TELPAS data file 7/20/21

Texas English Language Proficiency Assessment System (TELPAS)
2021 Assessment Report

Scroggins Elementary School

Yearly Progress in TELPAS Composite Rating†

Grade	Cohort Size	Gained 1 Proficiency Level		Gained 2 Proficiency Levels		Gained 3 Proficiency Levels		Gained at Least 1 Proficiency Level	
	N	N	%	N	%	N	%	N	%
1	29	5	17	0	0	0	0	5	17
2	26	17	65	0	0	0	0	17	65
Total	55	22	40	0	0	0	0	22	40

TELPAS Composite Rating

Grade	Number of Students	Beginning		Intermediate		Advanced		Advanced High		Average Composite Score
	N	N	%	N	%	N	%	N	%	
K	21	10	48	11	52	0	0	0	0	1.4
1	32	13	41	13	41	6	19	0	0	1.7
2	28	4	14	17	61	6	21	1	4	2.1
3	28	0	0	11	39	13	46	4	14	2.7
4	33	0	0	11	33	12	36	10	30	2.9
5	32	0	0	11	34	14	44	7	22	2.8
Total	174	27	16	74	43	51	29	22	13	2.3

* Less than 5 students tested

TELPAS Individual Language Domains

	Listening								Speaking								Reading								Writing							
	Beginning		Intermediate		Advanced		Advanced High		Beginning		Intermediate		Advanced		Advanced High		Beginning		Intermediate		Advanced		Advanced High		Beginning		Intermediate		Advanced		Advanced High	
Grade	N	%	N	%	N	%	N	%	N	%	N	%	N	%	N	%	N	%	N	%	N	%	N	%	N	%	N	%	N	%	N	%
K	10	48	6	29	5	24	0	0	10	48	6	29	5	24	0	0	21	100	0	0	0	0	0	0	21	100	0	0	0	0	0	0
1	6	19	14	44	12	38	0	0	13	41	11	34	8	25	0	0	20	63	9	28	3	9	0	0	23	72	9	28	0	0	0	0
2	3	11	7	25	12	43	6	21	6	21	16	57	6	21	0	0	13	46	10	36	3	11	2	7	10	33	17	57	3	10	0	0
3	0	0	1	4	12	43	15	54	1	4	19	68	5	18	3	11	3	11	9	32	8	29	8	29	4	14	15	54	6	21	3	11
4	2	6	6	18	18	55	7	21	1	3	7	21	22	67	3	9	2	6	11	33	9	27	11	33	4	12	6	18	8	24	15	45
5	0	0	10	31	12	38	10	31	2	6	12	38	16	50	2	6	1	3	12	38	7	22	12	38	4	12	12	36	11	33	6	18
Total	21	12	44	25	71	41	38	22	33	19	71	41	62	36	8	5	60	34	51	29	30	17	33	19	66	37	59	33	28	16	24	14

* Less than 5 students tested

Source:TELPAS data file 7/20/21

Texas English Language Proficiency Assessment System (TELPAS)
2021 Assessment Report

Juan N. Seguin Elementary School

Yearly Progress in TELPAS Composite Rating†

Grade	Cohort Size	Gained 1 Proficiency Level		Gained 2 Proficiency Levels		Gained 3 Proficiency Levels		Gained at Least 1 Proficiency Level	
	N	N	%	N	%	N	%	N	%
4	1	*	*	*	*	*	*	*	*
Total	1	*	*	*	*	*	*	*	*

TELPAS Composite Rating

Grade	Number of Students	Beginning		Intermediate		Advanced		Advanced High		Average Composite Score
	N	N	%	N	%	N	%	N	%	
K	36	26	72	9	25	1	3	0	0	1.3
1	39	17	44	22	56	0	0	0	0	1.4
2	36	2	6	29	81	5	14	0	0	2.0
3	31	0	0	6	19	20	65	5	16	3.0
4	35	1	3	10	29	19	54	5	14	2.8
5	32	2	6	9	28	16	50	5	16	2.7
Total	209	48	23	85	41	61	29	15	7	2.2

* Less than 5 students tested

TELPAS Individual Language Domains

	Listening								Speaking								Reading								Writing							
	Beginning		Intermediate		Advanced		Advanced High		Beginning		Intermediate		Advanced		Advanced High		Beginning		Intermediate		Advanced		Advanced High		Beginning		Intermediate		Advanced		Advanced High	
Grade	N	%	N	%	N	%	N	%	N	%	N	%	N	%	N	%	N	%	N	%	N	%	N	%	N	%	N	%	N	%	N	%
K	26	72	9	25	1	3	0	0	23	64	12	33	1	3	0	0	28	78	8	22	0	0	0	0	29	81	6	17	1	3	0	0
1	8	21	31	79	0	0	0	0	17	44	22	56	0	0	0	0	36	92	3	8	0	0	0	0	39	100	0	0	0	0	0	0
2	2	6	10	28	18	50	6	17	8	22	21	58	6	17	1	3	15	42	17	47	3	8	1	3	27	69	6	15	5	13	1	3
3	1	3	2	6	8	24	23	68	1	3	23	68	9	26	1	3	6	19	8	25	4	13	14	44	4	12	3	9	15	44	12	35
4	2	6	13	37	15	43	5	14	6	17	16	46	11	31	2	6	3	8	12	33	9	25	12	33	1	3	4	10	7	18	28	70
5	2	6	7	22	13	41	10	31	6	19	20	63	5	16	1	3	3	9	14	44	9	28	6	19	2	6	1	3	20	63	9	28
Total	41	19	72	34	55	26	44	21	61	29	114	54	32	15	5	2	91	43	62	29	25	12	33	16	102	46	20	9	48	22	50	23

* Less than 5 students tested

Source:TELPAS data file 7/20/21

Texas English Language Proficiency Assessment System (TELPAS)
2021 Assessment Report

Shadowbriar Elementary School

Yearly Progress in TELPAS Composite Rating†

Grade	Cohort Size	Gained 1 Proficiency Level		Gained 2 Proficiency Levels		Gained 3 Proficiency Levels		Gained at Least 1 Proficiency Level	
	N	N	%	N	%	N	%	N	%
3	1	*	*	*	*	*	*	*	*
Total	1	*	*	*	*	*	*	*	*

TELPAS Composite Rating

Grade	Number of Students	Beginning		Intermediate		Advanced		Advanced High		Average Composite Score
	N	N	%	N	%	N	%	N	%	
K	10	2	20	2	20	3	30	3	30	2.6
1	8	2	25	1	13	2	25	3	38	2.8
2	7	1	14	4	57	2	29	0	0	2.2
3	14	1	7	8	57	5	36	0	0	2.4
4	6	0	0	3	50	2	33	1	17	2.5
5	8	0	0	2	25	4	50	2	25	3.0
Total	53	6	11	20	38	18	34	9	17	2.6

* Less than 5 students tested

TELPAS Individual Language Domains

	Listening								Speaking								Reading								Writing							
	Beginning		Intermediate		Advanced		Advanced High		Beginning		Intermediate		Advanced		Advanced High		Beginning		Intermediate		Advanced		Advanced High		Beginning		Intermediate		Advanced		Advanced High	
Grade	N	%	N	%	N	%	N	%	N	%	N	%	N	%	N	%	N	%	N	%	N	%	N	%	N	%	N	%	N	%	N	%
K	3	30	0	0	2	20	5	50	3	30	1	10	2	20	4	40	3	30	2	20	1	10	4	40	3	30	4	40	2	20	1	10
1	2	25	0	0	1	13	5	63	1	13	1	13	3	38	3	38	2	25	1	13	1	13	4	50	3	38	1	13	4	50	0	0
2	0	0	1	14	5	71	1	14	2	29	5	71	0	0	0	0	1	14	3	43	2	29	1	14	4	57	2	29	1	14	0	0
3	0	0	3	21	6	43	5	36	2	14	9	64	3	21	0	0	8	57	1	7	0	0	5	36	4	27	6	40	5	33	0	0
4	1	17	1	17	3	50	1	17	3	50	1	17	2	33	0	0	0	0	4	67	1	17	1	17	0	0	2	33	3	50	1	17
5	1	13	1	13	4	50	2	25	0	0	3	38	5	63	0	0	0	0	2	25	1	13	5	63	1	11	2	22	4	44	2	22
Total	7	13	6	11	21	40	19	36	11	21	20	38	15	28	7	13	14	26	13	25	6	11	20	38	15	27	17	31	19	35	4	7

* Less than 5 students tested

Source:TELPAS data file 7/20/21

Texas English Language Proficiency Assessment System (TELPAS)
2021 Assessment Report

Shadydale Elementary School

Yearly Progress in TELPAS Composite Rating†

Grade	Cohort Size	Gained 1 Proficiency Level		Gained 2 Proficiency Levels		Gained 3 Proficiency Levels		Gained at Least 1 Proficiency Level	
	N	N	%	N	%	N	%	N	%
1	28	2	7	0	0	0	0	2	7
2	24	4	17	0	0	0	0	4	17
3	25	5	20	1	4	0	0	6	24
4	27	8	30	0	0	0	0	8	30
5	44	8	18	0	0	0	0	8	18
Total	148	27	18	1	1	0	0	28	19

* Less than 5 students tested

TELPAS Composite Rating

Grade	Number of Students	Beginning		Intermediate		Advanced		Advanced High		Average Composite Score
	N	N	%	N	%	N	%	N	%	
K	10	10	100	0	0	0	0	0	0	1.0
1	29	26	90	3	10	0	0	0	0	1.2
2	26	2	8	16	62	8	31	0	0	2.2
3	30	2	7	18	60	5	17	5	17	2.5
4	30	1	3	16	53	9	30	4	13	2.4
5	47	1	2	26	55	19	40	1	2	2.6
Total	172	42	24	79	46	41	24	10	6	2.1

TELPAS Individual Language Domains

	Listening								Speaking								Reading								Writing							
	Beginning		Intermediate		Advanced		Advanced High		Beginning		Intermediate		Advanced		Advanced High		Beginning		Intermediate		Advanced		Advanced High		Beginning		Intermediate		Advanced		Advanced High	
Grade	N	%	N	%	N	%	N	%	N	%	N	%	N	%	N	%	N	%	N	%	N	%	N	%	N	%	N	%	N	%	N	%
K	10	100	0	0	0	0	0	0	10	100	0	0	0	0	0	0	10	100	0	0	0	0	0	0	10	100	0	0	0	0	0	0
1	13	45	16	55	0	0	0	0	26	90	3	10	0	0	0	0	28	97	1	3	0	0	0	0	29	100	0	0	0	0	0	0
2	1	4	5	19	14	54	6	23	9	35	14	54	3	12	0	0	13	50	5	19	6	23	2	8	4	14	22	76	3	10	0	0
3	0	0	5	17	11	37	14	47	3	10	12	40	10	33	5	17	13	43	7	23	5	17	5	17	13	42	9	29	6	19	3	10
4	9	26	13	38	7	21	5	15	1	3	17	50	15	44	1	3	6	19	14	45	5	16	6	19	7	19	15	42	8	22	6	17
5	5	11	18	38	13	28	11	23	14	30	18	38	14	30	1	2	3	6	19	40	10	21	15	32	2	4	23	47	14	29	10	20
Total	38	22	57	32	45	26	36	20	63	36	64	36	42	24	7	4	73	42	46	27	26	15	28	16	65	35	69	38	31	17	19	10

* Less than 5 students tested

Source:TELPAS data file 7/20/21

Texas English Language Proficiency Assessment System (TELPAS)
2021 Assessment Report

Shearn Elementary School

Yearly Progress in TELPAS Composite Rating†

Grade	Cohort Size	Gained 1 Proficiency Level		Gained 2 Proficiency Levels		Gained 3 Proficiency Levels		Gained at Least 1 Proficiency Level	
	N	N	%	N	%	N	%	N	%
1	17	11	65	4	24	0	0	15	88
2	1	*	*	*	*	*	*	*	*
3	2	*	*	*	*	*	*	*	*
4	2	*	*	*	*	*	*	*	*
5	1	*	*	*	*	*	*	*	*
Total	23	13	57	4	17	0	0	17	74

* Less than 5 students tested

TELPAS Composite Rating

Grade	Number of Students	Beginning		Intermediate		Advanced		Advanced High		Average Composite Score
	N	N	%	N	%	N	%	N	%	
K	32	19	59	13	41	0	0	0	0	1.3
1	40	6	15	20	50	9	23	5	13	2.3
2	36	1	3	23	64	11	31	1	3	2.2
3	46	3	7	27	59	14	30	2	4	2.4
4	31	2	6	12	39	14	45	3	10	2.4
5	35	2	6	10	29	16	46	7	20	2.8
Total	220	33	15	105	48	64	29	18	8	2.3

TELPAS Individual Language Domains

	Listening								Speaking								Reading								Writing							
	Beginning		Intermediate		Advanced		Advanced High		Beginning		Intermediate		Advanced		Advanced High		Beginning		Intermediate		Advanced		Advanced High		Beginning		Intermediate		Advanced		Advanced High	
Grade	N	%	N	%	N	%	N	%	N	%	N	%	N	%	N	%	N	%	N	%	N	%	N	%	N	%	N	%	N	%	N	%
K	19	59	13	41	0	0	0	0	19	59	12	38	1	3	0	0	26	81	6	19	0	0	0	0	29	91	3	9	0	0	0	0
1	5	13	13	33	9	23	13	33	6	15	14	35	9	23	11	28	15	38	15	38	5	13	5	13	19	48	14	35	3	8	4	10
2	0	0	10	28	18	50	8	22	4	11	27	75	4	11	1	3	15	42	14	39	7	19	0	0	9	25	17	47	8	22	2	6
3	2	4	8	17	14	30	23	49	3	6	28	60	14	30	2	4	16	34	15	32	5	11	11	23	20	43	23	50	3	7	0	0
4	8	23	13	37	9	26	5	14	4	11	13	37	18	51	0	0	5	14	18	50	4	11	9	25	6	18	12	36	10	30	5	15
5	5	14	6	17	14	39	11	31	4	11	8	22	21	58	3	8	3	8	9	25	10	28	14	39	0	0	14	40	12	34	9	26
Total	39	17	63	28	64	28	60	27	40	18	102	45	67	30	17	8	80	35	77	34	31	14	39	17	83	37	83	37	36	16	20	9

* Less than 5 students tested

Source:TELPAS data file 7/20/21

Texas English Language Proficiency Assessment System (TELPAS)
2021 Assessment Report

Sherman Elementary School

Yearly Progress in TELPAS Composite Rating†

Grade	Cohort Size	Gained 1 Proficiency Level		Gained 2 Proficiency Levels		Gained 3 Proficiency Levels		Gained at Least 1 Proficiency Level	
	N	N	%	N	%	N	%	N	%
1	23	1	4	0	0	0	0	1	4
2	1	*	*	*	*	*	*	*	*
3	2	*	*	*	*	*	*	*	*
5	1	*	*	*	*	*	*	*	*
Total	27	1	4	0	0	0	0	1	4

* Less than 5 students tested

TELPAS Composite Rating

Grade	Number of Students	Beginning		Intermediate		Advanced		Advanced High		Average Composite Score
	N	N	%	N	%	N	%	N	%	
K	25	25	100	0	0	0	0	0	0	1.0
1	30	27	90	3	10	0	0	0	0	1.2
2	22	6	27	16	73	0	0	0	0	1.9
3	33	2	6	16	48	12	36	3	9	2.6
4	25	2	8	13	52	8	32	2	8	2.4
5	25	1	4	14	56	9	36	1	4	2.5
Total	160	63	39	62	39	29	18	6	4	1.9

TELPAS Individual Language Domains

	Listening								Speaking								Reading								Writing							
	Beginning		Intermediate		Advanced		Advanced High		Beginning		Intermediate		Advanced		Advanced High		Beginning		Intermediate		Advanced		Advanced High		Beginning		Intermediate		Advanced		Advanced High	
Grade	N	%	N	%	N	%	N	%	N	%	N	%	N	%	N	%	N	%	N	%	N	%	N	%	N	%	N	%	N	%	N	%
K	25	100	0	0	0	0	0	0	25	100	0	0	0	0	0	0	25	100	0	0	0	0	0	0	25	100	0	0	0	0	0	0
1	27	90	3	10	0	0	0	0	27	90	3	10	0	0	0	0	15	50	15	50	0	0	0	0	28	93	2	7	0	0	0	0
2	0	0	7	30	10	43	6	26	15	65	6	26	2	9	0	0	10	42	7	29	5	21	2	8	16	70	5	22	1	4	1	4
3	0	0	3	9	16	48	14	42	3	9	19	58	10	30	1	3	10	30	11	33	8	24	4	12	8	24	12	36	6	18	7	21
4	3	12	10	38	11	42	2	8	9	35	10	38	5	19	2	8	4	15	11	42	6	23	5	19	4	14	15	52	6	21	4	14
5	3	9	11	34	14	44	4	13	17	53	11	34	4	13	0	0	4	13	11	35	9	29	7	23	3	8	10	28	11	31	12	33
Total	58	34	34	20	51	30	26	15	96	57	49	29	21	12	3	2	68	40	55	33	28	17	18	11	84	48	44	25	24	14	24	14

* Less than 5 students tested

Source:TELPAS data file 7/20/21

Texas English Language Proficiency Assessment System (TELPAS)
2021 Assessment Report

Sinclair Elementary School

Yearly Progress in TELPAS Composite Rating†

Grade	Cohort Size	Gained 1 Proficiency Level		Gained 2 Proficiency Levels		Gained 3 Proficiency Levels		Gained at Least 1 Proficiency Level	
	N	N	%	N	%	N	%	N	%
1	7	3	43	2	29	0	0	5	71
2	1	*	*	*	*	*	*	*	*
3	5	2	40	0	0	0	0	2	40
5	1	*	*	*	*	*	*	*	*
Total	14	5	36	2	14	0	0	7	50

TELPAS Composite Rating

Grade	Number of Students	Beginning		Intermediate		Advanced		Advanced High		Average Composite Score
	N	N	%	N	%	N	%	N	%	
K	3	*	*	*	*	*	*	*	*	*
1	7	1	14	3	43	0	0	3	43	2.6
2	1	*	*	*	*	*	*	*	*	*
3	6	0	0	2	33	4	67	0	0	2.7
4	6	0	0	3	50	3	50	0	0	2.5
5	5	0	0	1	20	3	60	1	20	2.8
Total	28	5	18	9	32	10	36	4	14	2.4

* Less than 5 students tested

TELPAS Individual Language Domains

	Listening								Speaking								Reading								Writing							
	Beginning		Intermediate		Advanced		Advanced High		Beginning		Intermediate		Advanced		Advanced High		Beginning		Intermediate		Advanced		Advanced High		Beginning		Intermediate		Advanced		Advanced High	
Grade	N	%	N	%	N	%	N	%	N	%	N	%	N	%	N	%	N	%	N	%	N	%	N	%	N	%	N	%	N	%	N	%
K	*	*	*	*	*	*	*	*	*	*	*	*	*	*	*	*	*	*	*	*	*	*	*	*	*	*	*	*	*	*	*	*
1	1	14	3	43	1	14	2	29	1	14	3	43	0	0	3	43	1	17	2	33	0	0	3	50	2	33	1	17	1	17	2	33
2	*	*	*	*	*	*	*	*	*	*	*	*	*	*	*	*	*	*	*	*	*	*	*	*	*	*	*	*	*	*	*	*
3	0	0	1	13	4	50	3	38	0	0	6	75	2	25	0	0	1	13	6	75	0	0	1	13	0	0	2	33	2	33	2	33
4	0	0	4	57	3	43	0	0	3	43	1	14	3	43	0	0	1	14	5	71	0	0	1	14	1	17	0	0	1	17	4	67
5	0	0	2	33	1	17	3	50	0	0	2	33	4	67	0	0	0	0	1	17	2	33	3	50	1	20	3	60	1	20	0	0
Total	3	9	12	38	9	28	8	25	7	22	13	41	9	28	3	9	7	23	14	45	2	6	8	26	8	30	6	22	5	19	8	30

* Less than 5 students tested

Source:TELPAS data file 7/20/21

Texas English Language Proficiency Assessment System (TELPAS)
2021 Assessment Report

Katherine Smith Elementary School

Yearly Progress in TELPAS Composite Rating†

Grade	Cohort Size	Gained 1 Proficiency Level		Gained 2 Proficiency Levels		Gained 3 Proficiency Levels		Gained at Least 1 Proficiency Level	
	N	N	%	N	%	N	%	N	%
1	9	1	11	0	0	0	0	1	11
2	7	2	29	0	0	0	0	2	29
3	3	*	*	*	*	*	*	*	*
4	1	*	*	*	*	*	*	*	*
5	4	*	*	*	*	*	*	*	*
Total	24	4	17	0	0	0	0	4	17

* Less than 5 students tested

TELPAS Composite Rating

Grade	Number of Students	Beginning		Intermediate		Advanced		Advanced High		Average Composite Score
	N	N	%	N	%	N	%	N	%	
K	71	23	32	46	65	2	3	0	0	1.8
1	67	46	69	16	24	4	6	1	1	1.3
2	66	12	18	40	61	13	20	1	2	1.9
3	64	8	13	33	52	18	28	5	8	2.3
4	66	15	23	34	52	14	21	3	5	2.1
5	57	8	14	17	30	23	40	9	16	2.6
Total	391	112	29	186	48	74	19	19	5	2.0

TELPAS Individual Language Domains

	Listening								Speaking								Reading								Writing							
	Beginning		Intermediate		Advanced		Advanced High		Beginning		Intermediate		Advanced		Advanced High		Beginning		Intermediate		Advanced		Advanced High		Beginning		Intermediate		Advanced		Advanced High	
Grade	N	%	N	%	N	%	N	%	N	%	N	%	N	%	N	%	N	%	N	%	N	%	N	%	N	%	N	%	N	%	N	%
K	14	20	26	37	19	27	12	17	24	34	20	28	17	24	10	14	44	62	17	24	7	10	3	4	67	94	4	6	0	0	0	0
1	45	67	16	24	4	6	2	3	53	79	8	12	5	7	1	1	55	82	10	15	1	1	1	1	48	72	16	24	3	4	0	0
2	6	9	30	45	20	30	10	15	21	32	36	55	9	14	0	0	38	58	20	30	7	11	1	2	29	44	25	38	11	17	1	2
3	5	8	18	28	21	32	21	32	13	20	39	60	9	14	4	6	35	54	17	26	6	9	7	11	12	18	30	46	18	28	5	8
4	22	33	23	35	15	23	6	9	26	39	22	33	14	21	4	6	16	24	33	49	11	16	7	10	23	33	22	32	13	19	11	16
5	15	23	19	30	22	34	8	13	16	25	20	31	27	42	1	2	6	9	29	45	8	13	21	33	8	14	15	26	18	32	16	28
Total	107	27	132	33	101	25	59	15	153	38	145	36	81	20	20	5	194	49	126	32	40	10	40	10	187	47	112	28	63	16	33	8

* Less than 5 students tested

Source:TELPAS data file 7/20/21

Texas English Language Proficiency Assessment System (TELPAS)
2021 Assessment Report

Southmayd Elementary School

Yearly Progress in TELPAS Composite Rating†

Grade	Cohort Size	Gained 1 Proficiency Level		Gained 2 Proficiency Levels		Gained 3 Proficiency Levels		Gained at Least 1 Proficiency Level	
	N	N	%	N	%	N	%	N	%
1	22	4	18	0	0	0	0	4	18
2	30	18	60	6	20	0	0	24	80
3	16	4	25	0	0	0	0	4	25
4	24	8	33	0	0	0	0	8	33
5	19	5	26	0	0	0	0	5	26
Total	111	39	35	6	5	0	0	45	41

* Less than 5 students tested

TELPAS Composite Rating

Grade	Number of Students	Beginning		Intermediate		Advanced		Advanced High		Average Composite Score
	N	N	%	N	%	N	%	N	%	
K	15	15	100	0	0	0	0	0	0	1.0
1	22	18	82	4	18	0	0	0	0	1.2
2	32	4	13	20	63	8	25	0	0	2.1
3	17	1	6	6	35	9	53	1	6	2.6
4	27	1	4	5	19	17	63	4	15	2.7
5	24	3	13	11	46	7	29	3	13	2.6
Total	137	42	31	46	34	41	30	8	6	2.1

TELPAS Individual Language Domains

	Listening								Speaking								Reading								Writing							
	Beginning		Intermediate		Advanced		Advanced High		Beginning		Intermediate		Advanced		Advanced High		Beginning		Intermediate		Advanced		Advanced High		Beginning		Intermediate		Advanced		Advanced High	
Grade	N	%	N	%	N	%	N	%	N	%	N	%	N	%	N	%	N	%	N	%	N	%	N	%	N	%	N	%	N	%	N	%
K	15	100	0	0	0	0	0	0	15	100	0	0	0	0	0	0	15	100	0	0	0	0	0	0	15	100	0	0	0	0	0	0
1	13	59	9	41	0	0	0	0	17	77	5	23	0	0	0	0	22	100	0	0	0	0	0	0	22	100	0	0	0	0	0	0
2	3	9	6	19	11	34	12	38	9	28	19	59	4	13	0	0	15	47	10	31	6	19	1	3	17	49	16	46	2	6	0	0
3	0	0	4	24	5	29	8	47	1	6	12	71	4	24	0	0	6	35	2	12	4	24	5	29	5	16	16	50	10	31	1	3
4	2	7	10	37	12	44	3	11	0	0	9	33	17	63	1	4	2	7	12	44	7	26	6	22	2	5	9	24	17	45	10	26
5	2	8	6	24	11	44	6	24	9	36	12	48	3	12	1	4	5	20	7	28	1	4	12	48	5	10	11	23	10	21	22	46
Total	35	25	35	25	39	28	29	21	51	37	57	41	28	20	2	1	65	47	31	22	18	13	24	17	66	35	52	27	39	21	33	17

* Less than 5 students tested

Source:TELPAS data file 7/20/21

Texas English Language Proficiency Assessment System (TELPAS)
2021 Assessment Report

Stevens Elementary School

Yearly Progress in TELPAS Composite Rating†

Grade	Cohort Size	Gained 1 Proficiency Level		Gained 2 Proficiency Levels		Gained 3 Proficiency Levels		Gained at Least 1 Proficiency Level	
	N	N	%	N	%	N	%	N	%
1	33	4	12	0	0	0	0	4	12
2	41	17	41	0	0	0	0	17	41
5	1	*	*	*	*	*	*	*	*
Total	75	21	28	0	0	0	0	21	28

TELPAS Composite Rating

Grade	Number of Students	Beginning		Intermediate		Advanced		Advanced High		Average Composite Score
	N	N	%	N	%	N	%	N	%	
K	37	33	89	4	11	0	0	0	0	1.1
1	40	34	85	4	10	2	5	0	0	1.2
2	42	7	17	25	60	10	24	0	0	1.9
3	32	8	25	17	53	6	19	1	3	2.0
4	39	8	21	14	36	12	31	5	13	2.3
5	29	2	7	10	34	14	48	3	10	2.6
Total	219	92	42	74	34	44	20	9	4	1.8

* Less than 5 students tested

TELPAS Individual Language Domains

	Listening								Speaking								Reading								Writing							
	Beginning		Intermediate		Advanced		Advanced High		Beginning		Intermediate		Advanced		Advanced High		Beginning		Intermediate		Advanced		Advanced High		Beginning		Intermediate		Advanced		Advanced High	
Grade	N	%	N	%	N	%	N	%	N	%	N	%	N	%	N	%	N	%	N	%	N	%	N	%	N	%	N	%	N	%	N	%
K	32	86	4	11	1	3	0	0	33	89	3	8	1	3	0	0	34	92	3	8	0	0	0	0	37	100	0	0	0	0	0	0
1	29	73	8	20	2	5	1	3	33	83	4	10	2	5	1	3	37	93	2	5	1	3	0	0	38	95	2	5	0	0	0	0
2	4	9	20	47	16	37	3	7	12	28	21	49	9	21	1	2	25	60	9	21	8	19	0	0	20	45	23	52	1	2	0	0
3	4	12	9	26	15	44	6	18	15	44	17	50	2	6	0	0	19	58	8	24	3	9	3	9	14	35	17	43	4	10	5	13
4	10	26	14	36	12	31	3	8	9	23	11	28	17	44	2	5	8	21	16	41	9	23	6	15	12	26	14	30	11	24	9	20
5	5	17	7	24	13	45	4	14	6	21	13	45	9	31	1	3	4	14	15	52	2	7	8	28	3	8	9	23	12	31	15	38
Total	84	38	62	28	59	27	17	8	108	49	69	31	40	18	5	2	127	58	53	24	23	10	17	8	124	50	65	26	28	11	29	12

* Less than 5 students tested

Source:TELPAS data file 7/20/21

Texas English Language Proficiency Assessment System (TELPAS)
2021 Assessment Report

Sutton Elementary School

Yearly Progress in TELPAS Composite Rating†

Grade	Cohort Size	Gained 1 Proficiency Level		Gained 2 Proficiency Levels		Gained 3 Proficiency Levels		Gained at Least 1 Proficiency Level	
	N	N	%	N	%	N	%	N	%
1	97	18	19	2	2	0	0	20	21
2	101	47	47	12	12	0	0	59	58
3	4	*	*	*	*	*	*	*	*
4	1	*	*	*	*	*	*	*	*
5	45	11	24	2	4	0	0	13	29
Total	248	78	31	16	6	0	0	94	38

* Less than 5 students tested

TELPAS Composite Rating

Grade	Number of Students	Beginning		Intermediate		Advanced		Advanced High		Average Composite Score
	N	N	%	N	%	N	%	N	%	
K	91	59	65	22	24	8	9	2	2	1.4
1	106	59	56	39	37	6	6	2	2	1.5
2	109	22	20	51	47	26	24	10	9	2.2
3	127	13	10	58	46	41	32	15	12	2.5
4	129	21	16	37	29	57	44	14	11	2.5
5	94	5	5	27	29	40	43	22	23	2.8
Total	656	179	27	234	36	178	27	65	10	2.2

TELPAS Individual Language Domains

	Listening								Speaking								Reading								Writing							
	Beginning		Intermediate		Advanced		Advanced High		Beginning		Intermediate		Advanced		Advanced High		Beginning		Intermediate		Advanced		Advanced High		Beginning		Intermediate		Advanced		Advanced High	
Grade	N	%	N	%	N	%	N	%	N	%	N	%	N	%	N	%	N	%	N	%	N	%	N	%	N	%	N	%	N	%	N	%
K	42	46	37	41	9	10	3	3	60	66	20	22	9	10	2	2	75	82	9	10	5	5	2	2	77	85	9	10	4	4	1	1
1	47	44	49	46	8	8	2	2	59	56	39	37	6	6	2	2	79	75	21	20	5	5	1	1	82	77	20	19	3	3	1	1
2	16	14	35	31	31	28	30	27	30	27	47	42	32	29	3	3	47	42	36	32	17	15	11	10	41	37	40	36	20	18	11	10
3	9	7	32	24	40	30	52	39	33	25	59	44	38	29	3	2	50	38	39	30	21	16	22	17	18	14	39	30	44	34	30	23
4	30	23	35	27	53	41	12	9	32	25	35	27	58	45	5	4	19	15	66	51	17	13	27	21	22	17	32	25	48	37	28	22
5	15	15	30	31	29	30	24	24	17	17	29	30	45	46	7	7	8	8	36	37	23	24	30	31	8	8	15	16	31	32	42	44
Total	159	24	218	33	170	25	123	18	231	34	229	34	188	28	22	3	278	42	207	31	88	13	93	14	248	37	155	23	150	23	113	17

* Less than 5 students tested

Source:TELPAS data file 7/20/21

Texas English Language Proficiency Assessment System (TELPAS)
2021 Assessment Report

Thompson Elementary School

No Progress Data Available

TELPAS Composite Rating

Grade	Number of Students	Beginning		Intermediate		Advanced		Advanced High		Average Composite Score
	N	N	%	N	%	N	%	N	%	
K	1	*	*	*	*	*	*	*	*	*
3	1	*	*	*	*	*	*	*	*	*
4	2	*	*	*	*	*	*	*	*	*
5	2	*	*	*	*	*	*	*	*	*
Total	6	1	17	0	0	4	67	1	17	2.8

TELPAS Individual Language Domains

	Listening								Speaking								Reading								Writing							
	Beginning		Intermediate		Advanced		Advanced High		Beginning		Intermediate		Advanced		Advanced High		Beginning		Intermediate		Advanced		Advanced High		Beginning		Intermediate		Advanced		Advanced High	
Grade	N	%	N	%	N	%	N	%	N	%	N	%	N	%	N	%	N	%	N	%	N	%	N	%	N	%	N	%	N	%	N	%
K	*	*	*	*	*	*	*	*	*	*	*	*	*	*	*	*	*	*	*	*	*	*	*	*	*	*	*	*	*	*	*	*
3	*	*	*	*	*	*	*	*	*	*	*	*	*	*	*	*	*	*	*	*	*	*	*	*	*	*	*	*	*	*	*	*
4	*	*	*	*	*	*	*	*	*	*	*	*	*	*	*	*	*	*	*	*	*	*	*	*	*	*	*	*	*	*	*	*
5	*	*	*	*	*	*	*	*	*	*	*	*	*	*	*	*	*	*	*	*	*	*	*	*	*	*	*	*	*	*	*	*
Total	1	17	0	0	2	33	3	50	1	17	4	67	0	0	1	17	1	17	1	17	2	33	2	33	1	14	1	14	3	43	2	29

* Less than 5 students tested

Source:TELPAS data file 7/20/21

Texas English Language Proficiency Assessment System (TELPAS)
2021 Assessment Report

Tijerina Elementary School

Yearly Progress in TELPAS Composite Rating†

Grade	Cohort Size	Gained 1 Proficiency Level		Gained 2 Proficiency Levels		Gained 3 Proficiency Levels		Gained at Least 1 Proficiency Level	
	N	N	%	N	%	N	%	N	%
1	1	*	*	*	*	*	*	*	*
4	1	*	*	*	*	*	*	*	*
Total	2	*	*	*	*	*	*	*	*

TELPAS Composite Rating

Grade	Number of Students	Beginning		Intermediate		Advanced		Advanced High		Average Composite Score
	N	N	%	N	%	N	%	N	%	
K	24	16	67	8	33	0	0	0	0	1.2
1	30	18	60	11	37	1	3	0	0	1.4
2	26	3	12	13	50	8	31	2	8	2.2
3	32	4	13	12	38	10	31	6	19	2.6
4	25	1	4	9	36	10	40	5	20	2.6
5	23	2	9	7	30	8	35	6	26	2.7
Total	160	44	28	60	38	37	23	19	12	2.1

* Less than 5 students tested

TELPAS Individual Language Domains

	Listening								Speaking								Reading								Writing							
	Beginning		Intermediate		Advanced		Advanced High		Beginning		Intermediate		Advanced		Advanced High		Beginning		Intermediate		Advanced		Advanced High		Beginning		Intermediate		Advanced		Advanced High	
Grade	N	%	N	%	N	%	N	%	N	%	N	%	N	%	N	%	N	%	N	%	N	%	N	%	N	%	N	%	N	%	N	%
K	15	63	9	38	0	0	0	0	16	67	8	33	0	0	0	0	24	100	0	0	0	0	0	0	24	100	0	0	0	0	0	0
1	16	53	7	23	7	23	0	0	19	63	9	30	2	7	0	0	23	77	7	23	0	0	0	0	25	83	5	17	0	0	0	0
2	5	19	8	31	8	31	5	19	9	35	11	42	4	15	2	8	12	46	7	27	6	23	1	4	4	15	11	41	7	26	5	19
3	1	3	6	19	4	13	21	66	3	9	15	47	13	41	1	3	15	45	4	12	6	18	8	24	9	28	11	34	7	22	5	16
4	1	4	11	44	6	24	7	28	2	8	13	52	8	32	2	8	2	8	8	32	6	24	9	36	4	16	7	28	12	48	2	8
5	3	13	3	13	7	30	10	43	4	17	8	35	11	48	0	0	3	13	6	26	3	13	11	48	3	13	7	30	12	52	1	4
Total	41	26	44	28	32	20	43	27	53	33	64	40	38	24	5	3	79	49	32	20	21	13	29	18	69	43	41	25	38	24	13	8

* Less than 5 students tested

Source:TELPAS data file 7/20/21

Texas English Language Proficiency Assessment System (TELPAS)
2021 Assessment Report

Tinsley Elementary School

Yearly Progress in TELPAS Composite Rating†

Grade	Cohort Size	Gained 1 Proficiency Level		Gained 2 Proficiency Levels		Gained 3 Proficiency Levels		Gained at Least 1 Proficiency Level	
	N	N	%	N	%	N	%	N	%
1	13	6	46	0	0	0	0	6	46
2	3	*	*	*	*	*	*	*	*
3	2	*	*	*	*	*	*	*	*
4	2	*	*	*	*	*	*	*	*
Total	20	10	50	0	0	0	0	10	50

* Less than 5 students tested

TELPAS Composite Rating

Grade	Number of Students	Beginning		Intermediate		Advanced		Advanced High		Average Composite Score
	N	N	%	N	%	N	%	N	%	
1	82	42	51	36	44	4	5	0	0	1.5
2	104	35	34	51	49	17	16	1	1	1.9
3	93	14	15	42	45	32	34	5	5	2.3
4	99	16	16	40	40	30	30	13	13	2.4
5	81	11	14	24	30	32	40	14	17	2.6
Total	459	118	26	193	42	115	25	33	7	2.1

TELPAS Individual Language Domains

	Listening								Speaking								Reading								Writing							
	Beginning		Intermediate		Advanced		Advanced High		Beginning		Intermediate		Advanced		Advanced High		Beginning		Intermediate		Advanced		Advanced High		Beginning		Intermediate		Advanced		Advanced High	
Grade	N	%	N	%	N	%	N	%	N	%	N	%	N	%	N	%	N	%	N	%	N	%	N	%	N	%	N	%	N	%	N	%
1	34	41	42	51	6	7	0	0	43	52	32	39	7	9	0	0	55	67	24	29	3	4	0	0	59	72	23	28	0	0	0	0
2	18	17	39	37	31	29	18	17	39	37	58	55	9	8	0	0	61	58	32	30	10	10	2	2	69	65	19	18	14	13	4	4
3	9	9	22	23	30	31	36	37	25	26	47	48	20	21	5	5	40	41	33	34	11	11	14	14	32	34	33	35	21	22	9	9
4	38	36	28	26	24	23	16	15	25	24	39	37	40	38	2	2	24	23	49	46	12	11	21	20	20	20	31	31	25	25	24	24
5	22	26	17	20	21	25	25	29	18	21	26	31	38	45	3	4	12	14	27	32	13	15	33	39	15	19	29	36	22	27	15	19
Total	121	25	148	31	112	24	95	20	150	32	202	42	114	24	10	2	192	40	165	35	49	10	70	15	195	42	135	29	82	18	52	11

* Less than 5 students tested

Source:TELPAS data file 7/20/21

Texas English Language Proficiency Assessment System (TELPAS)
2021 Assessment Report

Travis Elementary School

Yearly Progress in TELPAS Composite Rating†

Grade	Cohort Size	Gained 1 Proficiency Level		Gained 2 Proficiency Levels		Gained 3 Proficiency Levels		Gained at Least 1 Proficiency Level	
	N	N	%	N	%	N	%	N	%
1	3	*	*	*	*	*	*	*	*
2	4	*	*	*	*	*	*	*	*
4	6	4	67	0	0	0	0	4	67
5	3	*	*	*	*	*	*	*	*
Total	16	8	50	0	0	0	0	8	50

* Less than 5 students tested

TELPAS Composite Rating

Grade	Number of Students	Beginning		Intermediate		Advanced		Advanced High		Average Composite Score
	N	N	%	N	%	N	%	N	%	
K	2	*	*	*	*	*	*	*	*	*
1	3	*	*	*	*	*	*	*	*	*
2	5	0	0	3	60	2	40	0	0	2.6
4	7	0	0	2	29	2	29	3	43	3.0
5	4	*	*	*	*	*	*	*	*	*
Total	21	0	0	8	38	6	29	7	33	2.9

TELPAS Individual Language Domains

	Listening								Speaking								Reading								Writing							
	Beginning		Intermediate		Advanced		Advanced High		Beginning		Intermediate		Advanced		Advanced High		Beginning		Intermediate		Advanced		Advanced High		Beginning		Intermediate		Advanced		Advanced High	
Grade	N	%	N	%	N	%	N	%	N	%	N	%	N	%	N	%	N	%	N	%	N	%	N	%	N	%	N	%	N	%	N	%
K	*	*	*	*	*	*	*	*	*	*	*	*	*	*	*	*	*	*	*	*	*	*	*	*	*	*	*	*	*	*	*	*
1	*	*	*	*	*	*	*	*	*	*	*	*	*	*	*	*	*	*	*	*	*	*	*	*	*	*	*	*	*	*	*	*
2	0	0	2	40	0	0	3	60	0	0	4	80	1	20	0	0	2	40	1	20	2	40	0	0	0	0	1	20	4	80	0	0
4	0	0	2	29	3	43	2	29	1	14	2	29	4	57	0	0	0	0	3	43	0	0	4	57	0	0	1	11	5	56	3	33
5	*	*	*	*	*	*	*	*	*	*	*	*	*	*	*	*	*	*	*	*	*	*	*	*	*	*	*	*	*	*	*	*
Total	1	5	7	33	5	24	8	38	1	5	9	43	8	38	3	14	3	14	6	29	4	19	8	38	1	4	4	17	11	48	7	30

* Less than 5 students tested

Source:TELPAS data file 7/20/21

Texas English Language Proficiency Assessment System (TELPAS)
2021 Assessment Report

Twain Elementary School

Yearly Progress in TELPAS Composite Rating†

Grade	Cohort Size	Gained 1 Proficiency Level		Gained 2 Proficiency Levels		Gained 3 Proficiency Levels		Gained at Least 1 Proficiency Level	
	N	N	%	N	%	N	%	N	%
1	6	3	50	0	0	0	0	3	50
2	1	*	*	*	*	*	*	*	*
3	11	2	18	0	0	0	0	2	18
4	14	6	43	0	0	0	0	6	43
5	11	3	27	0	0	0	0	3	27
Total	43	14	33	0	0	0	0	14	33

* Less than 5 students tested

TELPAS Composite Rating

Grade	Number of Students	Beginning		Intermediate		Advanced		Advanced High		Average Composite Score
	N	N	%	N	%	N	%	N	%	
K	22	17	77	5	23	0	0	0	0	1.2
1	31	4	13	22	71	3	10	2	6	2.0
2	23	0	0	13	57	9	39	1	4	2.6
3	30	3	10	3	10	17	57	7	23	2.9
4	23	0	0	6	26	9	39	8	35	3.0
5	14	2	14	2	14	7	50	3	21	2.9
Total	143	26	18	51	36	45	31	21	15	2.4

TELPAS Individual Language Domains

	Listening								Speaking								Reading								Writing							
	Beginning		Intermediate		Advanced		Advanced High		Beginning		Intermediate		Advanced		Advanced High		Beginning		Intermediate		Advanced		Advanced High		Beginning		Intermediate		Advanced		Advanced High	
Grade	N	%	N	%	N	%	N	%	N	%	N	%	N	%	N	%	N	%	N	%	N	%	N	%	N	%	N	%	N	%	N	%
K	17	77	3	14	2	9	0	0	17	77	4	18	1	5	0	0	19	86	3	14	0	0	0	0	19	86	3	14	0	0	0	0
1	5	16	19	61	5	16	2	6	4	13	23	74	1	3	3	10	12	39	15	48	2	6	2	6	12	39	16	52	1	3	2	6
2	0	0	6	26	9	39	8	35	5	22	16	70	1	4	1	4	3	13	6	26	8	35	6	26	1	4	12	50	8	33	3	13
3	2	7	2	7	6	20	20	67	4	13	17	57	8	27	1	3	4	13	5	17	2	7	19	63	4	13	9	30	7	23	10	33
4	1	4	6	25	11	46	6	25	3	13	8	33	13	54	0	0	0	0	8	33	3	13	13	54	1	4	2	8	7	29	14	58
5	2	14	2	14	6	43	4	29	3	21	6	43	4	29	1	7	2	14	2	14	3	21	7	50	2	14	1	7	1	7	10	71
Total	27	19	38	26	39	27	40	28	36	25	74	51	28	19	6	4	40	28	39	27	18	13	47	33	39	27	43	30	24	17	39	27

* Less than 5 students tested

Source:TELPAS data file 7/20/21

Texas English Language Proficiency Assessment System (TELPAS)
2021 Assessment Report

Valley West Elementary School

Yearly Progress in TELPAS Composite Rating†

Grade	Cohort Size	Gained 1 Proficiency Level		Gained 2 Proficiency Levels		Gained 3 Proficiency Levels		Gained at Least 1 Proficiency Level	
	N	N	%	N	%	N	%	N	%
1	5	0	0	1	20	0	0	1	20
2	4	*	*	*	*	*	*	*	*
3	5	1	20	0	0	0	0	1	20
4	2	*	*	*	*	*	*	*	*
5	2	*	*	*	*	*	*	*	*
Total	18	5	28	1	6	0	0	6	33

* Less than 5 students tested

TELPAS Composite Rating

Grade	Number of Students	Beginning		Intermediate		Advanced		Advanced High		Average Composite Score
	N	N	%	N	%	N	%	N	%	
K	36	11	31	25	69	0	0	0	0	1.5
1	51	27	53	16	31	6	12	2	4	1.6
2	38	7	18	17	45	12	32	2	5	2.2
3	41	6	15	12	29	17	41	6	15	2.5
4	31	2	6	16	52	6	19	7	23	2.4
5	27	2	7	9	33	15	56	1	4	2.6
Total	224	55	25	95	42	56	25	18	8	2.1

TELPAS Individual Language Domains

	Listening								Speaking								Reading								Writing							
	Beginning		Intermediate		Advanced		Advanced High		Beginning		Intermediate		Advanced		Advanced High		Beginning		Intermediate		Advanced		Advanced High		Beginning		Intermediate		Advanced		Advanced High	
Grade	N	%	N	%	N	%	N	%	N	%	N	%	N	%	N	%	N	%	N	%	N	%	N	%	N	%	N	%	N	%	N	%
K	9	25	27	75	0	0	0	0	10	28	25	69	1	3	0	0	24	67	12	33	0	0	0	0	31	86	5	14	0	0	0	0
1	20	39	22	43	6	12	3	6	27	53	15	29	6	12	3	6	38	75	10	20	2	4	1	2	39	76	9	18	2	4	1	2
2	4	10	8	19	18	43	12	29	18	43	18	43	6	14	0	0	18	44	11	27	9	22	3	7	18	41	10	23	12	27	4	9
3	2	5	10	24	10	24	20	48	8	19	26	62	7	17	1	2	15	36	11	26	4	10	12	29	16	33	10	21	17	35	5	10
4	11	22	20	39	14	27	6	12	15	29	22	43	14	27	0	0	11	21	22	42	9	17	10	19	4	12	13	38	10	29	7	21
5	5	17	7	23	10	33	8	27	8	27	17	57	5	17	0	0	1	3	7	24	9	31	12	41	2	5	24	55	10	23	8	18
Total	51	20	94	37	58	23	49	19	86	34	123	49	39	15	4	2	107	43	73	29	33	13	38	15	110	43	71	28	51	20	25	10

* Less than 5 students tested

Source:TELPAS data file 7/20/21

Texas English Language Proficiency Assessment System (TELPAS)
2021 Assessment Report

Wainwright Elementary School

Yearly Progress in TELPAS Composite Rating†

Grade	Cohort Size	Gained 1 Proficiency Level		Gained 2 Proficiency Levels		Gained 3 Proficiency Levels		Gained at Least 1 Proficiency Level	
	N	N	%	N	%	N	%	N	%
1	18	7	39	1	6	0	0	8	44
2	23	4	17	0	0	0	0	4	17
3	1	*	*	*	*	*	*	*	*
5	25	11	44	0	0	0	0	11	44
Total	67	22	33	1	1	0	0	23	34

TELPAS Composite Rating

Grade	Number of Students	Beginning		Intermediate		Advanced		Advanced High		Average Composite Score
	N	N	%	N	%	N	%	N	%	
K	17	16	94	1	6	0	0	0	0	1.1
1	28	12	43	14	50	2	7	0	0	1.6
2	25	5	20	13	52	7	28	0	0	2.1
3	28	5	18	15	54	5	18	3	11	2.3
4	27	2	7	14	52	9	33	2	7	2.3
5	26	1	4	9	35	9	35	7	27	2.7
Total	151	41	27	66	44	32	21	12	8	2.1

* Less than 5 students tested

TELPAS Individual Language Domains

	Listening								Speaking								Reading								Writing							
	Beginning		Intermediate		Advanced		Advanced High		Beginning		Intermediate		Advanced		Advanced High		Beginning		Intermediate		Advanced		Advanced High		Beginning		Intermediate		Advanced		Advanced High	
Grade	N	%	N	%	N	%	N	%	N	%	N	%	N	%	N	%	N	%	N	%	N	%	N	%	N	%	N	%	N	%	N	%
K	14	82	3	18	0	0	0	0	14	82	3	18	0	0	0	0	17	100	0	0	0	0	0	0	17	100	0	0	0	0	0	0
1	10	36	15	54	3	11	0	0	14	50	12	43	2	7	0	0	14	50	9	32	5	18	0	0	22	79	6	21	0	0	0	0
2	1	4	8	32	10	40	6	24	10	40	13	52	1	4	1	4	11	44	9	36	4	16	1	4	7	27	13	50	4	15	2	8
3	1	4	9	32	9	32	9	32	9	32	12	43	5	18	2	7	13	46	7	25	3	11	5	18	8	29	11	39	4	14	5	18
4	7	26	14	52	4	15	2	7	6	22	9	33	12	44	0	0	4	15	15	56	4	15	4	15	5	18	7	25	13	46	3	11
5	2	8	9	35	8	31	7	27	3	12	5	19	15	58	3	12	2	8	10	38	7	27	7	27	3	12	10	38	9	35	4	15
Total	35	23	58	38	34	23	24	16	56	37	54	36	35	23	6	4	61	40	50	33	23	15	17	11	62	41	47	31	30	20	14	9

* Less than 5 students tested

Source:TELPAS data file 7/20/21

Texas English Language Proficiency Assessment System (TELPAS)
2021 Assessment Report

Walnut Bend Elementary School

Yearly Progress in TELPAS Composite Rating†

Grade	Cohort Size	Gained 1 Proficiency Level		Gained 2 Proficiency Levels		Gained 3 Proficiency Levels		Gained at Least 1 Proficiency Level	
	N	N	%	N	%	N	%	N	%
1	2	*	*	*	*	*	*	*	*
2	1	*	*	*	*	*	*	*	*
3	1	*	*	*	*	*	*	*	*
5	1	*	*	*	*	*	*	*	*
Total	5	2	40	1	20	0	0	3	60

* Less than 5 students tested

TELPAS Composite Rating

Grade	Number of Students	Beginning		Intermediate		Advanced		Advanced High		Average Composite Score
	N	N	%	N	%	N	%	N	%	
K	26	24	92	1	4	1	4	0	0	1.2
1	43	19	44	16	37	7	16	1	2	1.7
2	40	7	18	23	58	9	23	1	3	2.1
3	33	4	12	12	36	12	36	5	15	2.6
4	30	1	3	10	33	10	33	9	30	2.8
5	27	2	7	14	52	8	30	3	11	2.3
Total	199	57	29	76	38	47	24	19	10	2.1

TELPAS Individual Language Domains

	Listening								Speaking								Reading								Writing							
	Beginning		Intermediate		Advanced		Advanced High		Beginning		Intermediate		Advanced		Advanced High		Beginning		Intermediate		Advanced		Advanced High		Beginning		Intermediate		Advanced		Advanced High	
Grade	N	%	N	%	N	%	N	%	N	%	N	%	N	%	N	%	N	%	N	%	N	%	N	%	N	%	N	%	N	%	N	%
K	22	85	2	8	1	4	1	4	24	92	1	4	1	4	0	0	24	92	1	4	1	4	0	0	24	92	1	4	1	4	0	0
1	15	35	19	44	8	19	1	2	22	51	12	28	8	19	1	2	26	60	7	16	5	12	5	12	28	65	7	16	7	16	1	2
2	6	14	11	26	14	33	11	26	13	31	25	60	3	7	1	2	18	43	15	36	7	17	2	5	17	43	17	43	6	15	0	0
3	2	6	6	18	15	44	11	32	4	12	16	47	11	32	3	9	11	32	10	29	6	18	7	21	9	27	9	27	7	21	8	24
4	4	13	10	32	11	35	6	19	5	16	7	23	19	61	0	0	1	3	12	39	4	13	14	45	2	7	10	33	9	30	9	30
5	3	10	16	52	7	23	5	16	7	23	11	35	12	39	1	3	4	13	13	42	7	23	7	23	8	30	8	30	6	22	5	19
Total	52	25	64	31	56	27	35	17	75	36	72	35	54	26	6	3	84	41	58	28	30	14	35	17	88	44	52	26	36	18	23	12

* Less than 5 students tested

Source:TELPAS data file 7/20/21

Texas English Language Proficiency Assessment System (TELPAS)
2021 Assessment Report

Wesley Elementary School

Yearly Progress in TELPAS Composite Rating†

Grade	Cohort Size	Gained 1 Proficiency Level		Gained 2 Proficiency Levels		Gained 3 Proficiency Levels		Gained at Least 1 Proficiency Level	
	N	N	%	N	%	N	%	N	%
1	1	*	*	*	*	*	*	*	*
2	2	*	*	*	*	*	*	*	*
4	2	*	*	*	*	*	*	*	*
5	1	*	*	*	*	*	*	*	*
Total	6	2	33	0	0	0	0	2	33

* Less than 5 students tested

TELPAS Composite Rating

Grade	Number of Students	Beginning		Intermediate		Advanced		Advanced High		Average Composite Score
	N	N	%	N	%	N	%	N	%	
1	1	*	*	*	*	*	*	*	*	*
2	2	*	*	*	*	*	*	*	*	*
4	2	*	*	*	*	*	*	*	*	*
5	1	*	*	*	*	*	*	*	*	*
Total	6	2	33	1	17	3	50	0	0	2.1

TELPAS Individual Language Domains

	Listening								Speaking								Reading								Writing							
	Beginning		Intermediate		Advanced		Advanced High		Beginning		Intermediate		Advanced		Advanced High		Beginning		Intermediate		Advanced		Advanced High		Beginning		Intermediate		Advanced		Advanced High	
Grade	N	%	N	%	N	%	N	%	N	%	N	%	N	%	N	%	N	%	N	%	N	%	N	%	N	%	N	%	N	%	N	%
1	*	*	*	*	*	*	*	*	*	*	*	*	*	*	*	*	*	*	*	*	*	*	*	*	*	*	*	*	*	*	*	*
2	*	*	*	*	*	*	*	*	*	*	*	*	*	*	*	*	*	*	*	*	*	*	*	*	*	*	*	*	*	*	*	*
4	*	*	*	*	*	*	*	*	*	*	*	*	*	*	*	*	*	*	*	*	*	*	*	*	*	*	*	*	*	*	*	*
5	*	*	*	*	*	*	*	*	*	*	*	*	*	*	*	*	*	*	*	*	*	*	*	*	*	*	*	*	*	*	*	*
Total	1	17	2	33	2	33	1	17	2	33	1	17	3	50	0	0	3	50	0	0	2	33	1	17	3	50	3	50	0	0	0	0

* Less than 5 students tested

Source:TELPAS data file 7/20/21

Texas English Language Proficiency Assessment System (TELPAS)
2021 Assessment Report

West University Elementary School

Yearly Progress in TELPAS Composite Rating†

Grade	Cohort Size	Gained 1 Proficiency Level		Gained 2 Proficiency Levels		Gained 3 Proficiency Levels		Gained at Least 1 Proficiency Level	
	N	N	%	N	%	N	%	N	%
1	1	*	*	*	*	*	*	*	*
Total	1	*	*	*	*	*	*	*	*

TELPAS Composite Rating

Grade	Number of Students	Beginning		Intermediate		Advanced		Advanced High		Average Composite Score
	N	N	%	N	%	N	%	N	%	
K	5	0	0	0	0	2	40	3	60	3.5
1	13	0	0	2	15	3	23	8	62	3.5
2	6	0	0	1	17	1	17	4	67	3.4
3	3	*	*	*	*	*	*	*	*	*
4	2	*	*	*	*	*	*	*	*	*
5	3	*	*	*	*	*	*	*	*	*
Total	32	0	0	4	13	10	31	18	56	3.4

* Less than 5 students tested

TELPAS Individual Language Domains

	Listening								Speaking								Reading								Writing							
	Beginning		Intermediate		Advanced		Advanced High		Beginning		Intermediate		Advanced		Advanced High		Beginning		Intermediate		Advanced		Advanced High		Beginning		Intermediate		Advanced		Advanced High	
Grade	N	%	N	%	N	%	N	%	N	%	N	%	N	%	N	%	N	%	N	%	N	%	N	%	N	%	N	%	N	%	N	%
K	0	0	1	20	1	20	3	60	0	0	1	20	2	40	2	40	0	0	0	0	1	20	4	80	0	0	1	20	1	20	3	60
1	0	0	2	15	3	23	8	62	0	0	3	23	4	31	6	46	0	0	2	15	1	8	10	77	0	0	2	15	3	23	8	62
2	1	13	0	0	2	25	5	63	0	0	4	50	3	38	1	13	0	0	2	25	0	0	6	75	0	0	0	0	3	50	3	50
3	*	*	*	*	*	*	*	*	*	*	*	*	*	*	*	*	*	*	*	*	*	*	*	*	*	*	*	*	*	*	*	*
4	*	*	*	*	*	*	*	*	*	*	*	*	*	*	*	*	*	*	*	*	*	*	*	*	*	*	*	*	*	*	*	*
5	*	*	*	*	*	*	*	*	*	*	*	*	*	*	*	*	*	*	*	*	*	*	*	*	*	*	*	*	*	*	*	*
Total	1	3	5	15	10	29	18	53	0	0	9	26	16	47	9	26	0	0	6	18	3	9	25	74	0	0	4	12	11	33	18	55

* Less than 5 students tested

Source:TELPAS data file 7/20/21

Texas English Language Proficiency Assessment System (TELPAS)
2021 Assessment Report

Whidby Elementary School

Yearly Progress in TELPAS Composite Rating†

Grade	Cohort Size	Gained 1 Proficiency Level		Gained 2 Proficiency Levels		Gained 3 Proficiency Levels		Gained at Least 1 Proficiency Level	
	N	N	%	N	%	N	%	N	%
1	7	1	14	0	0	0	0	1	14
2	11	3	27	0	0	0	0	3	27
3	9	2	22	1	11	0	0	3	33
4	4	*	*	*	*	*	*	*	*
5	3	*	*	*	*	*	*	*	*
Total	34	10	29	1	3	0	0	11	32

* Less than 5 students tested

TELPAS Composite Rating

Grade	Number of Students	Beginning		Intermediate		Advanced		Advanced High		Average Composite Score
	N	N	%	N	%	N	%	N	%	
K	15	4	27	4	27	4	27	3	20	2.4
1	7	2	29	5	71	0	0	0	0	1.7
2	12	0	0	8	67	3	25	1	8	2.4
3	9	0	0	3	33	5	56	1	11	3.0
4	7	0	0	1	14	5	71	1	14	2.9
5	5	0	0	0	0	3	60	2	40	3.4
Total	55	6	11	21	38	20	36	8	15	2.5

TELPAS Individual Language Domains

	Listening								Speaking								Reading								Writing							
	Beginning		Intermediate		Advanced		Advanced High		Beginning		Intermediate		Advanced		Advanced High		Beginning		Intermediate		Advanced		Advanced High		Beginning		Intermediate		Advanced		Advanced High	
Grade	N	%	N	%	N	%	N	%	N	%	N	%	N	%	N	%	N	%	N	%	N	%	N	%	N	%	N	%	N	%	N	%
K	3	20	5	33	4	27	3	20	4	27	4	27	4	27	3	20	4	27	6	40	2	13	3	20	4	27	4	27	4	27	3	20
1	2	29	5	71	0	0	0	0	2	29	5	71	0	0	0	0	2	29	5	71	0	0	0	0	2	29	5	71	0	0	0	0
2	0	0	6	50	2	17	4	33	1	8	7	58	3	25	1	8	6	50	3	25	3	25	0	0	2	17	5	42	3	25	2	17
3	0	0	2	20	2	20	6	60	0	0	3	30	3	30	4	40	3	30	2	20	1	10	4	40	1	11	5	56	3	33	0	0
4	1	13	2	25	4	50	1	13	0	0	5	63	3	38	0	0	0	0	3	38	2	25	3	38	0	0	2	29	3	43	2	29
5	0	0	0	0	2	40	3	60	0	0	0	0	5	100	0	0	0	0	0	0	3	60	2	40	0	0	0	0	2	40	3	60
Total	6	11	20	35	14	25	17	30	7	12	24	42	18	32	8	14	15	26	19	33	11	19	12	21	9	16	21	38	15	27	10	18

* Less than 5 students tested

Source:TELPAS data file 7/20/21

Texas English Language Proficiency Assessment System (TELPAS)
2021 Assessment Report

Ed White Elementary School

Yearly Progress in TELPAS Composite Rating†

Grade	Cohort Size	Gained 1 Proficiency Level		Gained 2 Proficiency Levels		Gained 3 Proficiency Levels		Gained at Least 1 Proficiency Level	
	N	N	%	N	%	N	%	N	%
1	73	50	68	0	0	0	0	50	68
2	67	24	36	4	6	0	0	28	42
3	63	20	32	1	2	0	0	21	33
4	30	6	20	0	0	0	0	6	20
5	50	18	36	2	4	0	0	20	40
Total	283	118	42	7	2	0	0	125	44

* Less than 5 students tested

TELPAS Composite Rating

Grade	Number of Students	Beginning		Intermediate		Advanced		Advanced High		Average Composite Score
	N	N	%	N	%	N	%	N	%	
K	61	45	74	10	16	3	5	3	5	1.4
1	78	18	23	45	58	11	14	4	5	2.0
2	78	5	6	40	51	25	32	8	10	2.4
3	88	2	2	32	36	40	45	14	16	2.7
4	60	4	7	18	30	30	50	8	13	2.7
5	61	6	10	11	18	25	41	19	31	2.8
Total	426	80	19	156	37	134	31	56	13	2.4

TELPAS Individual Language Domains

	Listening								Speaking								Reading								Writing							
	Beginning		Intermediate		Advanced		Advanced High		Beginning		Intermediate		Advanced		Advanced High		Beginning		Intermediate		Advanced		Advanced High		Beginning		Intermediate		Advanced		Advanced High	
Grade	N	%	N	%	N	%	N	%	N	%	N	%	N	%	N	%	N	%	N	%	N	%	N	%	N	%	N	%	N	%	N	%
K	38	62	15	25	2	3	6	10	48	79	6	10	2	3	5	8	50	82	8	13	0	0	3	5	53	87	5	8	1	2	2	3
1	4	5	46	59	22	28	6	8	22	28	39	50	10	13	7	9	28	36	43	55	4	5	3	4	29	37	41	53	4	5	4	5
2	2	3	23	29	25	32	28	36	15	19	46	59	12	15	5	6	26	33	29	37	12	15	11	14	16	20	26	33	24	30	13	16
3	3	3	20	22	21	23	46	51	8	9	50	56	25	28	7	8	13	14	33	37	19	21	25	28	15	17	26	29	21	24	27	30
4	8	11	30	41	23	32	12	16	5	7	18	25	45	62	5	7	7	10	33	45	16	22	17	23	4	6	20	32	24	39	14	23
5	4	6	21	31	27	40	16	24	13	19	10	15	41	60	4	6	8	12	20	29	16	24	24	35	8	13	9	15	20	32	25	40
Total	59	13	155	35	120	27	114	25	111	25	169	38	135	30	33	7	132	29	166	37	67	15	83	19	125	29	127	29	94	22	85	20

* Less than 5 students tested

Source:TELPAS data file 7/20/21

Texas English Language Proficiency Assessment System (TELPAS)
2021 Assessment Report

Mark White Elementary School

Yearly Progress in TELPAS Composite Rating†

Grade	Cohort Size	Gained 1 Proficiency Level		Gained 2 Proficiency Levels		Gained 3 Proficiency Levels		Gained at Least 1 Proficiency Level	
	N	N	%	N	%	N	%	N	%
1	5	2	40	1	20	0	0	3	60
2	1	*	*	*	*	*	*	*	*
3	2	*	*	*	*	*	*	*	*
Total	8	3	38	1	13	0	0	4	50

TELPAS Composite Rating

Grade	Number of Students	Beginning		Intermediate		Advanced		Advanced High		Average Composite Score
	N	N	%	N	%	N	%	N	%	
K	35	7	20	9	26	11	31	8	23	2.5
1	49	5	10	17	35	18	37	9	18	2.5
2	52	5	10	13	25	26	50	8	15	2.7
3	40	4	10	15	38	20	50	1	3	2.6
4	36	2	6	9	25	22	61	3	8	2.7
5	31	3	10	8	26	13	42	7	23	2.8
Total	243	26	11	71	29	110	45	36	15	2.6

* Less than 5 students tested

TELPAS Individual Language Domains

	Listening								Speaking								Reading								Writing							
	Beginning		Intermediate		Advanced		Advanced High		Beginning		Intermediate		Advanced		Advanced High		Beginning		Intermediate		Advanced		Advanced High		Beginning		Intermediate		Advanced		Advanced High	
Grade	N	%	N	%	N	%	N	%	N	%	N	%	N	%	N	%	N	%	N	%	N	%	N	%	N	%	N	%	N	%	N	%
K	6	17	8	23	12	34	9	26	7	20	10	29	10	29	8	23	11	31	9	26	9	26	6	17	11	31	7	20	11	31	6	17
1	1	2	12	24	26	53	10	20	5	10	15	31	20	41	9	18	10	20	19	39	12	24	8	16	15	31	19	39	11	22	4	8
2	5	9	9	17	15	28	25	46	6	11	28	52	19	35	1	2	10	19	16	30	15	28	12	23	13	23	4	7	23	40	17	30
3	3	7	7	17	11	27	20	49	10	24	20	49	10	24	1	2	16	39	12	29	8	20	5	12	6	14	3	7	22	51	12	28
4	4	11	13	35	14	38	6	16	5	14	14	38	16	43	2	5	1	3	24	67	7	19	4	11	3	8	5	14	11	30	18	49
5	4	12	6	18	13	39	10	30	8	24	9	27	14	42	2	6	4	13	13	41	5	16	10	31	3	9	2	6	10	30	18	55
Total	23	9	55	22	91	37	80	32	41	16	96	39	89	36	23	9	52	21	93	38	56	23	45	18	51	20	40	16	88	35	75	30

* Less than 5 students tested

Source:TELPAS data file 7/20/21

Texas English Language Proficiency Assessment System (TELPAS)
2021 Assessment Report

Whittier Elementary School

Yearly Progress in TELPAS Composite Rating†

Grade	Cohort Size	Gained 1 Proficiency Level		Gained 2 Proficiency Levels		Gained 3 Proficiency Levels		Gained at Least 1 Proficiency Level	
	N	N	%	N	%	N	%	N	%
2	1	*	*	*	*	*	*	*	*
3	1	*	*	*	*	*	*	*	*
Total	2	*	*	*	*	*	*	*	*

TELPAS Composite Rating

Grade	Number of Students	Beginning		Intermediate		Advanced		Advanced High		Average Composite Score
	N	N	%	N	%	N	%	N	%	
K	20	3	15	6	30	7	35	4	20	2.6
1	27	11	41	15	56	1	4	0	0	1.5
2	17	3	18	8	47	6	35	0	0	2.1
3	8	1	13	3	38	3	38	1	13	2.5
4	9	0	0	5	56	4	44	0	0	2.3
5	10	1	10	2	20	7	70	0	0	2.8
Total	91	19	21	39	43	28	31	5	5	2.2

* Less than 5 students tested

TELPAS Individual Language Domains

	Listening								Speaking								Reading								Writing							
	Beginning		Intermediate		Advanced		Advanced High		Beginning		Intermediate		Advanced		Advanced High		Beginning		Intermediate		Advanced		Advanced High		Beginning		Intermediate		Advanced		Advanced High	
Grade	N	%	N	%	N	%	N	%	N	%	N	%	N	%	N	%	N	%	N	%	N	%	N	%	N	%	N	%	N	%	N	%
K	3	15	6	30	7	35	4	20	3	15	6	30	7	35	4	20	3	15	6	30	7	35	4	20	3	15	7	35	8	40	2	10
1	11	41	15	56	1	4	0	0	11	41	15	56	1	4	0	0	17	63	10	37	0	0	0	0	18	67	9	33	0	0	0	0
2	1	6	5	29	8	47	3	18	3	18	13	76	1	6	0	0	8	44	5	28	5	28	0	0	9	35	10	38	6	23	1	4
3	2	15	1	8	3	23	7	54	2	15	7	54	4	31	0	0	3	33	2	22	2	22	2	22	8	33	10	42	6	25	0	0
4	3	21	5	36	5	36	1	7	3	21	6	43	5	36	0	0	2	13	10	63	3	19	1	6	1	8	8	62	4	31	0	0
5	1	8	1	8	4	33	6	50	1	8	6	50	4	33	1	8	2	17	2	17	2	17	6	50	0	0	3	23	7	54	3	23
Total	21	20	33	32	28	27	21	20	23	22	53	51	22	21	5	5	35	34	35	34	19	19	13	13	39	32	47	38	31	25	6	5

* Less than 5 students tested

Source:TELPAS data file 7/20/21

Texas English Language Proficiency Assessment System (TELPAS)
2021 Assessment Report

Windsor Village Elementary School

Yearly Progress in TELPAS Composite Rating†

Grade	Cohort Size	Gained 1 Proficiency Level		Gained 2 Proficiency Levels		Gained 3 Proficiency Levels		Gained at Least 1 Proficiency Level	
	N	N	%	N	%	N	%	N	%
1	38	1	3	0	0	0	0	1	3
2	40	22	55	11	28	0	0	33	83
3	54	12	22	2	4	0	0	14	26
4	35	2	6	0	0	0	0	2	6
5	32	12	38	0	0	0	0	12	38
Total	199	49	25	13	7	0	0	62	31

* Less than 5 students tested

TELPAS Composite Rating

Grade	Number of Students	Beginning		Intermediate		Advanced		Advanced High		Average Composite Score
	N	N	%	N	%	N	%	N	%	
K	38	34	89	4	11	0	0	0	0	1.1
1	40	37	93	3	8	0	0	0	0	1.1
2	42	7	17	18	43	17	40	0	0	2.2
3	58	1	2	19	33	34	59	4	7	2.8
4	37	0	0	13	35	22	59	2	5	2.7
5	34	1	3	10	29	16	47	7	21	2.8
Total	249	80	32	67	27	89	36	13	5	2.1

TELPAS Individual Language Domains

	Listening								Speaking								Reading								Writing							
	Beginning		Intermediate		Advanced		Advanced High		Beginning		Intermediate		Advanced		Advanced High		Beginning		Intermediate		Advanced		Advanced High		Beginning		Intermediate		Advanced		Advanced High	
Grade	N	%	N	%	N	%	N	%	N	%	N	%	N	%	N	%	N	%	N	%	N	%	N	%	N	%	N	%	N	%	N	%
K	33	87	5	13	0	0	0	0	34	89	4	11	0	0	0	0	38	100	0	0	0	0	0	0	38	100	0	0	0	0	0	0
1	25	63	14	35	1	3	0	0	37	93	2	5	1	3	0	0	40	100	0	0	0	0	0	0	40	100	0	0	0	0	0	0
2	2	5	10	24	16	38	14	33	11	26	20	48	11	26	0	0	14	33	15	36	8	19	5	12	16	35	30	65	0	0	0	0
3	1	2	5	9	15	26	37	64	3	5	42	72	13	22	0	0	7	12	16	28	13	22	22	38	5	9	27	47	20	34	6	10
4	1	2	9	21	26	62	6	14	6	14	20	48	15	36	1	2	0	0	17	40	15	36	10	24	2	5	22	59	6	16	7	19
5	2	6	7	21	13	38	12	35	3	9	15	44	14	41	2	6	4	12	7	21	9	26	14	41	2	6	11	31	11	31	11	31
Total	64	25	50	20	71	28	69	27	94	37	103	41	54	21	3	1	103	41	55	22	45	18	51	20	103	41	90	35	37	15	24	9

* Less than 5 students tested

Source:TELPAS data file 7/20/21

Texas English Language Proficiency Assessment System (TELPAS)
2021 Assessment Report

Carter Woodson School

No Progress Data Available

TELPAS Composite Rating

Grade	Number of Students	Beginning		Intermediate		Advanced		Advanced High		Average Composite Score
	N	N	%	N	%	N	%	N	%	
K	8	4	50	2	25	0	0	2	25	2.0
1	6	1	17	2	33	1	17	2	33	2.7
2	7	1	14	3	43	2	29	1	14	2.4
3	3	*	*	*	*	*	*	*	*	*
4	2	*	*	*	*	*	*	*	*	*
5	4	*	*	*	*	*	*	*	*	*
Total	30	6	20	10	33	7	23	7	23	2.5

TELPAS Individual Language Domains

	Listening								Speaking								Reading								Writing							
	Beginning		Intermediate		Advanced		Advanced High		Beginning		Intermediate		Advanced		Advanced High		Beginning		Intermediate		Advanced		Advanced High		Beginning		Intermediate		Advanced		Advanced High	
Grade	N	%	N	%	N	%	N	%	N	%	N	%	N	%	N	%	N	%	N	%	N	%	N	%	N	%	N	%	N	%	N	%
K	3	38	2	25	1	13	2	25	4	50	1	13	1	13	2	25	6	75	0	0	0	0	2	25	5	63	1	13	0	0	2	25
1	0	0	1	17	2	33	3	50	1	17	2	33	1	17	2	33	2	33	1	17	2	33	1	17	3	50	0	0	1	17	2	33
2	0	0	3	43	0	0	4	57	1	14	3	43	1	14	2	29	4	57	0	0	3	43	0	0	4	57	1	14	1	14	1	14
3	*	*	*	*	*	*	*	*	*	*	*	*	*	*	*	*	*	*	*	*	*	*	*	*	*	*	*	*	*	*	*	*
4	*	*	*	*	*	*	*	*	*	*	*	*	*	*	*	*	*	*	*	*	*	*	*	*	*	*	*	*	*	*	*	*
5	*	*	*	*	*	*	*	*	*	*	*	*	*	*	*	*	*	*	*	*	*	*	*	*	*	*	*	*	*	*	*	*
Total	3	10	9	30	7	23	11	37	6	20	6	20	11	37	7	23	12	40	6	20	7	23	5	17	14	47	5	17	4	13	7	23

* Less than 5 students tested

Source:TELPAS data file 7/20/21

Texas English Language Proficiency Assessment System (TELPAS)
2021 Assessment Report

Young Elementary School

Yearly Progress in TELPAS Composite Rating†

Grade	Cohort Size	Gained 1 Proficiency Level		Gained 2 Proficiency Levels		Gained 3 Proficiency Levels		Gained at Least 1 Proficiency Level	
	N	N	%	N	%	N	%	N	%
2	1	*	*	*	*	*	*	*	*
Total	1	*	*	*	*	*	*	*	*

TELPAS Composite Rating

Grade	Number of Students	Beginning		Intermediate		Advanced		Advanced High		Average Composite Score
	N	N	%	N	%	N	%	N	%	
1	1	*	*	*	*	*	*	*	*	*
2	1	*	*	*	*	*	*	*	*	*
3	1	*	*	*	*	*	*	*	*	*
4	2	*	*	*	*	*	*	*	*	*
5	1	*	*	*	*	*	*	*	*	*
Total	6	1	17	2	33	3	50	0	0	2.4

* Less than 5 students tested

TELPAS Individual Language Domains

	Listening								Speaking								Reading								Writing							
	Beginning		Intermediate		Advanced		Advanced High		Beginning		Intermediate		Advanced		Advanced High		Beginning		Intermediate		Advanced		Advanced High		Beginning		Intermediate		Advanced		Advanced High	
Grade	N	%	N	%	N	%	N	%	N	%	N	%	N	%	N	%	N	%	N	%	N	%	N	%	N	%	N	%	N	%	N	%
1	*	*	*	*	*	*	*	*	*	*	*	*	*	*	*	*	*	*	*	*	*	*	*	*	*	*	*	*	*	*	*	*
2	*	*	*	*	*	*	*	*	*	*	*	*	*	*	*	*	*	*	*	*	*	*	*	*	*	*	*	*	*	*	*	*
3	*	*	*	*	*	*	*	*	*	*	*	*	*	*	*	*	*	*	*	*	*	*	*	*	*	*	*	*	*	*	*	*
4	*	*	*	*	*	*	*	*	*	*	*	*	*	*	*	*	*	*	*	*	*	*	*	*	*	*	*	*	*	*	*	*
5	*	*	*	*	*	*	*	*	*	*	*	*	*	*	*	*	*	*	*	*	*	*	*	*	*	*	*	*	*	*	*	*
Total	0	0	4	67	1	17	1	17	1	17	3	50	2	33	0	0	1	17	3	50	1	17	1	17	1	17	2	33	3	50	0	0

* Less than 5 students tested

Source:TELPAS data file 7/20/21

Campus Level Reports
Middle Schools
TELPAS Performance
Spring 2021

Texas English Language Proficiency Assessment System (TELPAS)
2021 Assessment Report

Attucks Middle School

Yearly Progress in TELPAS Composite Rating†

Grade	Cohort Size	Gained 1 Proficiency Level		Gained 2 Proficiency Levels		Gained 3 Proficiency Levels		Gained at Least 1 Proficiency Level	
	N	N	%	N	%	N	%	N	%
6	5	2	40	0	0	0	0	2	40
7	2	*	*	*	*	*	*	*	*
Total	7	2	29	0	0	0	0	2	29

* Less than 5 students tested

TELPAS Composite Rating

Grade	Number of Students	Beginning		Intermediate		Advanced		Advanced High		Average Composite Score
	N	N	%	N	%	N	%	N	%	
6	13	0	0	6	46	4	31	3	23	2.8
7	24	4	17	9	38	10	42	1	4	2.4
8	18	1	6	8	44	8	44	1	6	2.6
Total	55	5	9	23	42	22	40	5	9	2.6

TELPAS Individual Language Domains

	Listening								Speaking								Reading								Writing							
	Beginning		Intermediate		Advanced		Advanced High		Beginning		Intermediate		Advanced		Advanced High		Beginning		Intermediate		Advanced		Advanced High		Beginning		Intermediate		Advanced		Advanced High	
Grade	N	%	N	%	N	%	N	%	N	%	N	%	N	%	N	%	N	%	N	%	N	%	N	%	N	%	N	%	N	%	N	%
6	1	6	6	38	5	31	4	25	5	31	5	31	6	38	0	0	2	12	7	41	4	24	4	24	0	0	1	6	6	35	10	59
7	5	19	10	38	10	38	1	4	6	23	18	69	2	8	0	0	6	23	10	38	8	31	2	8	3	13	4	17	4	17	13	54
8	4	21	5	26	3	16	7	37	7	37	9	47	3	16	0	0	3	16	9	47	4	21	3	16	1	4	3	13	8	35	11	48
Total	10	16	21	34	18	30	12	20	18	30	32	52	11	18	0	0	11	18	26	42	16	26	9	15	4	6	8	13	18	28	34	53

* Less than 5 students tested

Source:TELPAS data file 7/20/21

Texas English Language Proficiency Assessment System (TELPAS)
2021 Assessment Report

Baylor College of Medicine Academy at Ryan

Yearly Progress in TELPAS Composite Rating†

Grade	Cohort Size	Gained 1 Proficiency Level		Gained 2 Proficiency Levels		Gained 3 Proficiency Levels		Gained at Least 1 Proficiency Level	
	N	N	%	N	%	N	%	N	%
6	6	2	33	0	0	0	0	2	33
Total	6	2	33	0	0	0	0	2	33

TELPAS Composite Rating

Grade	Number of Students	Beginning		Intermediate		Advanced		Advanced High		Average Composite Score
	N	N	%	N	%	N	%	N	%	
6	12	0	0	1	8	10	83	1	8	3.1
7	3	*	*	*	*	*	*	*	*	*
8	10	0	0	3	30	4	40	3	30	3.2
Total	25	0	0	5	20	16	64	4	16	3.2

* Less than 5 students tested

TELPAS Individual Language Domains

	Listening								Speaking								Reading								Writing							
	Beginning		Intermediate		Advanced		Advanced High		Beginning		Intermediate		Advanced		Advanced High		Beginning		Intermediate		Advanced		Advanced High		Beginning		Intermediate		Advanced		Advanced High	
Grade	N	%	N	%	N	%	N	%	N	%	N	%	N	%	N	%	N	%	N	%	N	%	N	%	N	%	N	%	N	%	N	%
6	0	0	5	21	10	42	9	38	2	8	11	46	11	46	0	0	0	0	6	25	7	29	11	46	0	0	2	17	4	33	6	50
7	0	0	0	0	4	36	7	64	4	36	6	55	1	9	0	0	1	9	1	9	4	36	5	45	*	*	*	*	*	*	*	*
8	0	0	0	0	3	25	9	75	3	25	2	17	6	50	1	8	0	0	1	8	5	42	6	50	0	0	1	10	5	50	4	40
Total	0	0	5	11	17	36	25	53	9	19	19	40	18	38	1	2	1	2	8	17	16	34	22	47	0	0	3	12	10	40	12	48

* Less than 5 students tested

Source:TELPAS data file 7/20/21

Texas English Language Proficiency Assessment System (TELPAS)
2021 Assessment Report

Baylor College of Medicine Biotech Academy at Rusk

Yearly Progress in TELPAS Composite Rating†

Grade	Cohort Size	Gained 1 Proficiency Level		Gained 2 Proficiency Levels		Gained 3 Proficiency Levels		Gained at Least 1 Proficiency Level	
	N	N	%	N	%	N	%	N	%
6	5	1	20	0	0	0	0	1	20
Total	5	1	20	0	0	0	0	1	20

TELPAS Composite Rating

Grade	Number of Students	Beginning		Intermediate		Advanced		Advanced High		Average Composite Score
	N	N	%	N	%	N	%	N	%	
6	24	0	0	2	8	17	71	5	21	3.2
7	30	0	0	4	13	17	57	9	30	3.2
8	24	0	0	8	33	10	42	6	25	3.0
Total	78	0	0	14	18	44	56	20	26	3.1

* Less than 5 students tested

TELPAS Individual Language Domains

	Listening								Speaking								Reading								Writing							
	Beginning		Intermediate		Advanced		Advanced High		Beginning		Intermediate		Advanced		Advanced High		Beginning		Intermediate		Advanced		Advanced High		Beginning		Intermediate		Advanced		Advanced High	
Grade	N	%	N	%	N	%	N	%	N	%	N	%	N	%	N	%	N	%	N	%	N	%	N	%	N	%	N	%	N	%	N	%
6	0	0	1	4	5	21	18	75	0	0	11	46	12	50	1	4	0	0	5	21	7	29	12	50	0	0	4	16	17	68	4	16
7	1	3	2	6	9	29	19	61	2	6	13	42	16	52	0	0	1	3	4	13	14	45	12	39	0	0	2	6	16	48	15	45
8	0	0	3	13	7	29	14	58	5	21	11	46	8	33	0	0	0	0	10	42	8	33	6	25	0	0	2	8	11	42	13	50
Total	1	1	6	8	21	27	51	65	7	9	35	44	36	46	1	1	1	1	19	24	29	37	30	38	0	0	8	10	44	52	32	38

* Less than 5 students tested

Source:TELPAS data file 7/20/21

Texas English Language Proficiency Assessment System (TELPAS)
2021 Assessment Report

Black Middle School

Yearly Progress in TELPAS Composite Rating†

Grade	Cohort Size	Gained 1 Proficiency Level		Gained 2 Proficiency Levels		Gained 3 Proficiency Levels		Gained at Least 1 Proficiency Level	
	N	N	%	N	%	N	%	N	%
6	2	*	*	*	*	*	*	*	*
7	1	*	*	*	*	*	*	*	*
Total	3	*	*	*	*	*	*	*	*

* Less than 5 students tested

TELPAS Composite Rating

Grade	Number of Students	Beginning		Intermediate		Advanced		Advanced High		Average Composite Score
	N	N	%	N	%	N	%	N	%	
6	36	4	11	16	44	12	33	4	11	2.5
7	51	11	22	20	39	17	33	3	6	2.5
8	46	3	7	24	52	17	37	2	4	2.6
Total	133	18	14	60	45	46	35	9	7	2.5

TELPAS Individual Language Domains

	Listening								Speaking								Reading								Writing							
	Beginning		Intermediate		Advanced		Advanced High		Beginning		Intermediate		Advanced		Advanced High		Beginning		Intermediate		Advanced		Advanced High		Beginning		Intermediate		Advanced		Advanced High	
Grade	N	%	N	%	N	%	N	%	N	%	N	%	N	%	N	%	N	%	N	%	N	%	N	%	N	%	N	%	N	%	N	%
6	12	12	29	29	34	34	24	24	33	33	51	52	15	15	0	0	35	35	28	28	23	23	13	13	5	14	6	17	19	53	6	17
7	11	16	19	28	18	26	20	29	27	40	32	47	8	12	1	1	29	43	13	19	13	19	13	19	2	4	5	10	12	23	33	63
8	10	14	25	35	18	25	18	25	31	44	35	49	5	7	0	0	19	27	37	52	12	17	3	4	1	2	2	4	14	30	29	63
Total	33	14	73	31	70	29	62	26	91	38	118	50	28	12	1	0	83	35	78	33	48	20	29	12	8	6	13	10	45	34	68	51

* Less than 5 students tested

Source:TELPAS data file 7/20/21

Texas English Language Proficiency Assessment System (TELPAS)
2021 Assessment Report

Burbank Middle School

Yearly Progress in TELPAS Composite Rating†

Grade	Cohort Size	Gained 1 Proficiency Level		Gained 2 Proficiency Levels		Gained 3 Proficiency Levels		Gained at Least 1 Proficiency Level	
	N	N	%	N	%	N	%	N	%
6	48	28	58	1	2	0	0	29	60
7	2	*	*	*	*	*	*	*	*
8	1	*	*	*	*	*	*	*	*
Total	51	29	57	1	2	0	0	30	59

* Less than 5 students tested

TELPAS Composite Rating

Grade	Number of Students	Beginning		Intermediate		Advanced		Advanced High		Average Composite Score
	N	N	%	N	%	N	%	N	%	
6	210	7	3	36	17	98	47	69	33	3.0
7	204	4	2	34	17	102	50	64	31	3.1
8	176	7	4	33	19	89	51	47	27	3.0
Total	590	18	3	103	17	289	49	180	31	3.1

TELPAS Individual Language Domains

	Listening								Speaking								Reading								Writing							
	Beginning		Intermediate		Advanced		Advanced High		Beginning		Intermediate		Advanced		Advanced High		Beginning		Intermediate		Advanced		Advanced High		Beginning		Intermediate		Advanced		Advanced High	
Grade	N	%	N	%	N	%	N	%	N	%	N	%	N	%	N	%	N	%	N	%	N	%	N	%	N	%	N	%	N	%	N	%
6	9	4	37	17	70	33	96	45	13	6	79	37	107	50	13	6	20	9	35	17	62	29	95	45	14	7	32	15	68	32	97	46
7	10	5	30	14	74	36	93	45	12	6	77	37	107	52	11	5	16	8	34	16	66	32	91	44	7	3	25	12	49	24	123	60
8	11	6	26	15	46	26	94	53	18	10	77	44	80	45	2	1	16	9	47	27	55	31	59	33	6	3	19	11	49	28	102	58
Total	30	5	93	16	190	32	283	47	43	7	233	39	294	49	26	4	52	9	116	19	183	31	245	41	27	5	76	13	166	28	322	54

* Less than 5 students tested

Source:TELPAS data file 7/20/21

Texas English Language Proficiency Assessment System (TELPAS)
2021 Assessment Report

Project Chrysalis Middle School

Yearly Progress in TELPAS Composite Rating†

Grade	Cohort Size	Gained 1 Proficiency Level		Gained 2 Proficiency Levels		Gained 3 Proficiency Levels		Gained at Least 1 Proficiency Level	
	N	N	%	N	%	N	%	N	%
6	13	8	62	1	8	0	0	9	69
Total	13	8	62	1	8	0	0	9	69

TELPAS Composite Rating

Grade	Number of Students	Beginning		Intermediate		Advanced		Advanced High		Average Composite Score
	N	N	%	N	%	N	%	N	%	
6	17	0	0	0	0	8	47	9	53	3.4
7	3	*	*	*	*	*	*	*	*	*
8	4	*	*	*	*	*	*	*	*	*
Total	24	0	0	1	4	11	46	12	50	3.4

* Less than 5 students tested

TELPAS Individual Language Domains

	Listening								Speaking								Reading								Writing							
	Beginning		Intermediate		Advanced		Advanced High		Beginning		Intermediate		Advanced		Advanced High		Beginning		Intermediate		Advanced		Advanced High		Beginning		Intermediate		Advanced		Advanced High	
Grade	N	%	N	%	N	%	N	%	N	%	N	%	N	%	N	%	N	%	N	%	N	%	N	%	N	%	N	%	N	%	N	%
6	0	0	0	0	4	24	13	76	0	0	4	24	12	71	1	6	0	0	2	12	4	24	11	65	0	0	3	11	10	36	15	54
7	*	*	*	*	*	*	*	*	*	*	*	*	*	*	*	*	*	*	*	*	*	*	*	*	0	0	0	0	10	67	5	33
8	*	*	*	*	*	*	*	*	*	*	*	*	*	*	*	*	*	*	*	*	*	*	*	*	0	0	0	0	3	50	3	50
Total	0	0	0	0	6	25	18	75	0	0	4	17	19	79	1	4	1	4	2	8	6	25	15	63	0	0	3	6	23	47	23	47

* Less than 5 students tested

Source:TELPAS data file 7/20/21

Texas English Language Proficiency Assessment System (TELPAS)
2021 Assessment Report

Clifton Middle School

Yearly Progress in TELPAS Composite Rating†

Grade	Cohort Size	Gained 1 Proficiency Level		Gained 2 Proficiency Levels		Gained 3 Proficiency Levels		Gained at Least 1 Proficiency Level	
	N	N	%	N	%	N	%	N	%
6	7	1	14	0	0	0	0	1	14
7	4	*	*	*	*	*	*	*	*
8	2	*	*	*	*	*	*	*	*
Total	13	2	15	0	0	0	0	2	15

* Less than 5 students tested

TELPAS Composite Rating

Grade	Number of Students	Beginning		Intermediate		Advanced		Advanced High		Average Composite Score
	N	N	%	N	%	N	%	N	%	
6	86	13	15	31	36	35	41	7	8	2.5
7	57	6	11	27	47	23	40	1	2	2.4
8	60	8	13	31	52	19	32	2	3	2.4
Total	203	27	13	89	44	77	38	10	5	2.4

TELPAS Individual Language Domains

	Listening								Speaking								Reading								Writing							
	Beginning		Intermediate		Advanced		Advanced High		Beginning		Intermediate		Advanced		Advanced High		Beginning		Intermediate		Advanced		Advanced High		Beginning		Intermediate		Advanced		Advanced High	
Grade	N	%	N	%	N	%	N	%	N	%	N	%	N	%	N	%	N	%	N	%	N	%	N	%	N	%	N	%	N	%	N	%
6	12	13	27	30	18	20	32	36	25	28	47	53	16	18	1	1	29	33	22	25	23	26	15	17	6	7	19	22	45	52	16	19
7	7	12	15	25	15	25	22	37	16	27	34	58	9	15	0	0	19	32	21	36	12	20	7	12	8	13	17	28	27	45	8	13
8	11	17	15	23	15	23	23	36	37	58	21	33	6	9	0	0	19	30	30	47	8	13	7	11	4	6	11	16	32	47	21	31
Total	30	14	57	27	48	23	77	36	78	37	102	48	31	15	1	0	67	32	73	34	43	20	29	14	18	8	47	22	104	49	45	21

* Less than 5 students tested

Source:TELPAS data file 7/20/21

Texas English Language Proficiency Assessment System (TELPAS)
2021 Assessment Report

Cullen Middle School

Yearly Progress in TELPAS Composite Rating†

Grade	Cohort Size	Gained 1 Proficiency Level		Gained 2 Proficiency Levels		Gained 3 Proficiency Levels		Gained at Least 1 Proficiency Level	
	N	N	%	N	%	N	%	N	%
6	3	*	*	*	*	*	*	*	*
7	5	0	0	0	0	0	0	0	0
8	11	4	36	0	0	0	0	4	36
Total	19	4	21	0	0	0	0	4	21

* Less than 5 students tested

TELPAS Composite Rating

Grade	Number of Students	Beginning		Intermediate		Advanced		Advanced High		Average Composite Score
	N	N	%	N	%	N	%	N	%	
6	6	1	17	1	17	3	50	1	17	2.6
7	10	3	30	4	40	3	30	0	0	2.3
8	14	4	29	2	14	6	43	2	14	2.4
Total	30	8	27	7	23	12	40	3	10	2.4

TELPAS Individual Language Domains

	Listening								Speaking								Reading								Writing							
	Beginning		Intermediate		Advanced		Advanced High		Beginning		Intermediate		Advanced		Advanced High		Beginning		Intermediate		Advanced		Advanced High		Beginning		Intermediate		Advanced		Advanced High	
Grade	N	%	N	%	N	%	N	%	N	%	N	%	N	%	N	%	N	%	N	%	N	%	N	%	N	%	N	%	N	%	N	%
6	2	29	3	43	1	14	1	14	1	14	3	43	2	29	1	14	1	14	2	29	4	57	0	0	1	17	1	17	0	0	4	67
7	1	10	3	30	5	50	1	10	5	50	4	40	1	10	0	0	5	50	1	10	2	20	2	20	3	30	1	10	1	10	5	50
8	4	29	2	14	3	21	5	36	4	29	8	57	2	14	0	0	5	36	3	21	4	29	2	14	4	29	1	7	2	14	7	50
Total	7	23	8	26	9	29	7	23	10	32	15	48	5	16	1	3	11	35	6	19	10	32	4	13	8	27	3	10	3	10	16	53

* Less than 5 students tested

Source:TELPAS data file 7/20/21

Texas English Language Proficiency Assessment System (TELPAS)
2021 Assessment Report

Deady Middle School

Yearly Progress in TELPAS Composite Rating†

Grade	Cohort Size	Gained 1 Proficiency Level		Gained 2 Proficiency Levels		Gained 3 Proficiency Levels		Gained at Least 1 Proficiency Level	
	N	N	%	N	%	N	%	N	%
6	39	3	8	0	0	0	0	3	8
7	3	*	*	*	*	*	*	*	*
Total	42	3	7	0	0	0	0	3	7

* Less than 5 students tested

TELPAS Composite Rating

Grade	Number of Students	Beginning		Intermediate		Advanced		Advanced High		Average Composite Score
	N	N	%	N	%	N	%	N	%	
6	67	3	4	29	43	33	49	2	3	2.6
7	80	7	9	35	44	35	44	3	4	2.6
8	63	5	8	31	49	23	37	4	6	2.5
Total	210	15	7	95	45	91	43	9	4	2.5

TELPAS Individual Language Domains

	Listening								Speaking								Reading								Writing							
	Beginning		Intermediate		Advanced		Advanced High		Beginning		Intermediate		Advanced		Advanced High		Beginning		Intermediate		Advanced		Advanced High		Beginning		Intermediate		Advanced		Advanced High	
Grade	N	%	N	%	N	%	N	%	N	%	N	%	N	%	N	%	N	%	N	%	N	%	N	%	N	%	N	%	N	%	N	%
6	5	6	29	34	31	36	20	24	15	18	48	56	21	25	1	1	17	20	23	27	32	38	12	14	3	3	24	23	36	34	42	40
7	9	11	23	27	32	38	21	25	29	34	42	49	13	15	1	1	21	24	28	31	31	35	9	10	6	6	13	13	26	27	52	54
8	9	12	20	27	24	33	20	27	34	47	30	41	9	12	0	0	21	28	24	32	17	23	12	16	2	3	13	17	28	37	33	43
Total	23	9	72	30	87	36	61	25	78	32	120	49	43	18	2	1	59	24	75	30	80	32	33	13	11	4	50	18	90	32	127	46

* Less than 5 students tested

Source:TELPAS data file 7/20/21

Texas English Language Proficiency Assessment System (TELPAS)
2021 Assessment Report

Edison Middle School

Yearly Progress in TELPAS Composite Rating†

Grade	Cohort Size	Gained 1 Proficiency Level		Gained 2 Proficiency Levels		Gained 3 Proficiency Levels		Gained at Least 1 Proficiency Level	
	N	N	%	N	%	N	%	N	%
6	12	1	8	1	8	0	0	2	17
7	57	6	11	0	0	0	0	6	11
8	60	9	15	0	0	0	0	9	15
Total	129	16	12	1	1	0	0	17	13

* Less than 5 students tested

TELPAS Composite Rating

Grade	Number of Students	Beginning		Intermediate		Advanced		Advanced High		Average Composite Score
	N	N	%	N	%	N	%	N	%	
6	69	5	7	28	41	31	45	5	7	2.5
7	67	5	7	34	51	26	39	2	3	2.4
8	63	2	3	25	40	31	49	5	8	2.7
Total	199	12	6	87	44	88	44	12	6	2.5

TELPAS Individual Language Domains

	Listening								Speaking								Reading								Writing							
	Beginning		Intermediate		Advanced		Advanced High		Beginning		Intermediate		Advanced		Advanced High		Beginning		Intermediate		Advanced		Advanced High		Beginning		Intermediate		Advanced		Advanced High	
Grade	N	%	N	%	N	%	N	%	N	%	N	%	N	%	N	%	N	%	N	%	N	%	N	%	N	%	N	%	N	%	N	%
6	8	10	20	24	36	43	20	24	25	30	44	52	15	18	0	0	17	21	23	28	22	27	20	24	10	13	24	31	19	24	25	32
7	6	7	32	38	29	35	17	20	25	30	45	54	12	14	2	2	18	21	28	33	20	24	19	22	2	3	28	39	33	46	8	11
8	8	10	24	29	29	35	23	27	26	31	41	49	15	18	2	2	9	11	32	39	29	35	13	16	5	7	9	13	32	46	24	34
Total	22	9	76	30	94	37	60	24	76	30	130	52	42	17	4	2	44	18	83	33	71	28	52	21	17	8	61	28	84	38	57	26

* Less than 5 students tested

Source:TELPAS data file 7/20/21

Texas English Language Proficiency Assessment System (TELPAS)
2021 Assessment Report

Energized for STEM Academy West Middle School

Yearly Progress in TELPAS Composite Rating†

Grade	Cohort Size	Gained 1 Proficiency Level		Gained 2 Proficiency Levels		Gained 3 Proficiency Levels		Gained at Least 1 Proficiency Level	
	N	N	%	N	%	N	%	N	%
6	13	3	23	0	0	0	0	3	23
8	1	*	*	*	*	*	*	*	*
Total	14	3	21	0	0	0	0	3	21

* Less than 5 students tested

TELPAS Composite Rating

Grade	Number of Students	Beginning		Intermediate		Advanced		Advanced High		Average Composite Score
	N	N	%	N	%	N	%	N	%	
6	97	7	7	40	41	43	44	7	7	2.6
7	71	2	3	33	46	27	38	9	13	2.7
8	108	7	6	55	51	40	37	6	6	2.7
Total	276	16	6	128	46	110	40	22	8	2.6

TELPAS Individual Language Domains

	Listening								Speaking								Reading								Writing							
	Beginning		Intermediate		Advanced		Advanced High		Beginning		Intermediate		Advanced		Advanced High		Beginning		Intermediate		Advanced		Advanced High		Beginning		Intermediate		Advanced		Advanced High	
Grade	N	%	N	%	N	%	N	%	N	%	N	%	N	%	N	%	N	%	N	%	N	%	N	%	N	%	N	%	N	%	N	%
6	9	9	33	32	31	30	29	28	33	32	44	43	24	24	1	1	26	25	30	29	27	26	20	19	8	8	27	28	29	30	33	34
7	1	1	18	25	19	26	35	48	24	33	38	52	11	15	0	0	12	17	16	23	15	21	28	39	3	4	16	22	33	46	20	28
8	8	7	26	24	27	25	47	44	52	48	47	44	9	8	0	0	14	13	34	31	33	31	27	25	2	2	24	22	31	29	51	47
Total	18	6	77	27	77	27	111	39	109	39	129	46	44	16	1	0	52	18	80	28	75	27	75	27	13	5	67	24	93	34	104	38

* Less than 5 students tested

Source:TELPAS data file 7/20/21

Texas English Language Proficiency Assessment System (TELPAS)
2021 Assessment Report

Energized for Excellence Academy Middle School

Yearly Progress in TELPAS Composite Rating†

Grade	Cohort Size	Gained 1 Proficiency Level		Gained 2 Proficiency Levels		Gained 3 Proficiency Levels		Gained at Least 1 Proficiency Level	
	N	N	%	N	%	N	%	N	%
6	9	2	22	0	0	0	0	2	22
7	1	*	*	*	*	*	*	*	*
8	1	*	*	*	*	*	*	*	*
Total	11	2	18	0	0	0	0	2	18

* Less than 5 students tested

TELPAS Composite Rating

Grade	Number of Students	Beginning		Intermediate		Advanced		Advanced High		Average Composite Score
	N	N	%	N	%	N	%	N	%	
6	159	1	1	79	50	61	38	18	11	2.6
7	148	3	2	51	34	78	53	16	11	2.8
8	131	3	2	36	27	74	56	18	14	2.9
Total	438	7	2	166	38	213	49	52	12	2.7

TELPAS Individual Language Domains

	Listening								Speaking								Reading								Writing							
	Beginning		Intermediate		Advanced		Advanced High		Beginning		Intermediate		Advanced		Advanced High		Beginning		Intermediate		Advanced		Advanced High		Beginning		Intermediate		Advanced		Advanced High	
Grade	N	%	N	%	N	%	N	%	N	%	N	%	N	%	N	%	N	%	N	%	N	%	N	%	N	%	N	%	N	%	N	%
6	5	3	43	27	56	35	55	35	42	26	77	48	40	25	0	0	24	15	68	43	41	26	26	16	1	1	38	24	77	48	43	27
7	3	2	33	22	52	35	60	41	17	11	94	64	36	24	1	1	17	11	47	32	42	28	42	28	6	4	38	25	73	48	35	23
8	2	2	16	12	48	37	65	50	19	15	71	54	41	31	0	0	10	8	44	34	47	36	30	23	5	4	24	18	56	42	47	36
Total	10	2	92	21	156	36	180	41	78	18	242	55	117	27	1	0	51	12	159	36	130	30	98	22	12	3	100	23	206	47	125	28

* Less than 5 students tested

Source:TELPAS data file 7/20/21

Texas English Language Proficiency Assessment System (TELPAS)
2021 Assessment Report

Fleming Middle School

Yearly Progress in TELPAS Composite Rating†

Grade	Cohort Size	Gained 1 Proficiency Level		Gained 2 Proficiency Levels		Gained 3 Proficiency Levels		Gained at Least 1 Proficiency Level	
	N	N	%	N	%	N	%	N	%
6	13	0	0	0	0	0	0	0	0
7	25	7	28	0	0	0	0	7	28
8	21	1	5	0	0	0	0	1	5
Total	59	8	14	0	0	0	0	8	14

* Less than 5 students tested

TELPAS Composite Rating

Grade	Number of Students	Beginning		Intermediate		Advanced		Advanced High		Average Composite Score
	N	N	%	N	%	N	%	N	%	
6	24	1	4	10	42	11	46	2	8	2.6
7	30	5	17	10	33	11	37	4	13	2.5
8	23	3	13	14	61	5	22	1	4	2.3
Total	77	9	12	34	44	27	35	7	9	2.5

TELPAS Individual Language Domains

	Listening								Speaking								Reading								Writing							
	Beginning		Intermediate		Advanced		Advanced High		Beginning		Intermediate		Advanced		Advanced High		Beginning		Intermediate		Advanced		Advanced High		Beginning		Intermediate		Advanced		Advanced High	
Grade	N	%	N	%	N	%	N	%	N	%	N	%	N	%	N	%	N	%	N	%	N	%	N	%	N	%	N	%	N	%	N	%
6	1	4	10	42	9	38	4	17	3	13	13	54	8	33	0	0	5	21	9	38	7	29	3	13	0	0	7	29	12	50	5	21
7	5	17	5	17	13	43	7	23	9	30	11	37	8	27	2	7	8	27	10	33	6	20	6	20	5	17	4	13	15	50	6	20
8	1	4	8	35	6	26	8	35	8	35	10	43	5	22	0	0	4	17	12	52	6	26	1	4	2	9	13	57	8	35	0	0
Total	7	9	23	30	28	36	19	25	20	26	34	44	21	27	2	3	17	22	31	40	19	25	10	13	7	9	24	31	35	45	11	14

* Less than 5 students tested

Source:TELPAS data file 7/20/21

Texas English Language Proficiency Assessment System (TELPAS)
2021 Assessment Report

Fondren Middle School

Yearly Progress in TELPAS Composite Rating†

Grade	Cohort Size	Gained 1 Proficiency Level		Gained 2 Proficiency Levels		Gained 3 Proficiency Levels		Gained at Least 1 Proficiency Level	
	N	N	%	N	%	N	%	N	%
6	10	0	0	0	0	0	0	0	0
7	2	*	*	*	*	*	*	*	*
Total	12	0	0	0	0	0	0	0	0

* Less than 5 students tested

TELPAS Composite Rating

Grade	Number of Students	Beginning		Intermediate		Advanced		Advanced High		Average Composite Score
	N	N	%	N	%	N	%	N	%	
6	73	13	18	36	49	21	29	3	4	2.2
7	88	15	17	43	49	25	28	5	6	2.2
8	60	9	15	36	60	15	25	0	0	2.2
Total	221	37	17	115	52	61	28	8	4	2.2

TELPAS Individual Language Domains

	Listening								Speaking								Reading								Writing							
	Beginning		Intermediate		Advanced		Advanced High		Beginning		Intermediate		Advanced		Advanced High		Beginning		Intermediate		Advanced		Advanced High		Beginning		Intermediate		Advanced		Advanced High	
Grade	N	%	N	%	N	%	N	%	N	%	N	%	N	%	N	%	N	%	N	%	N	%	N	%	N	%	N	%	N	%	N	%
6	25	25	35	35	18	18	22	22	35	35	46	46	16	16	3	3	38	33	31	27	25	22	20	18	7	6	41	37	38	34	26	23
7	23	21	42	38	26	23	20	18	51	46	46	41	12	11	2	2	34	28	41	33	32	26	16	13	20	16	39	32	36	30	27	22
8	17	22	33	43	13	17	13	17	40	53	30	39	6	8	0	0	37	40	27	29	21	23	8	9	7	6	21	19	44	39	40	36
Total	65	23	110	38	57	20	55	19	126	44	122	43	34	12	5	2	109	33	99	30	78	24	44	13	34	10	101	29	118	34	93	27

* Less than 5 students tested

Source:TELPAS data file 7/20/21

Texas English Language Proficiency Assessment System (TELPAS)
2021 Assessment Report

Fonville Middle School

Yearly Progress in TELPAS Composite Rating†

Grade	Cohort Size	Gained 1 Proficiency Level		Gained 2 Proficiency Levels		Gained 3 Proficiency Levels		Gained at Least 1 Proficiency Level	
	N	N	%	N	%	N	%	N	%
6	62	16	26	0	0	0	0	16	26
7	112	27	24	0	0	0	0	27	24
8	95	25	26	0	0	0	0	25	26
Total	269	68	25	0	0	0	0	68	25

* Less than 5 students tested

TELPAS Composite Rating

Grade	Number of Students	Beginning		Intermediate		Advanced		Advanced High		Average Composite Score
	N	N	%	N	%	N	%	N	%	
6	121	8	7	51	42	49	40	13	11	2.6
7	122	7	6	43	35	53	43	19	16	2.7
8	113	8	7	44	39	41	36	20	18	2.7
Total	356	23	6	138	39	143	40	52	15	2.6

TELPAS Individual Language Domains

	Listening								Speaking								Reading								Writing							
	Beginning		Intermediate		Advanced		Advanced High		Beginning		Intermediate		Advanced		Advanced High		Beginning		Intermediate		Advanced		Advanced High		Beginning		Intermediate		Advanced		Advanced High	
Grade	N	%	N	%	N	%	N	%	N	%	N	%	N	%	N	%	N	%	N	%	N	%	N	%	N	%	N	%	N	%	N	%
6	17	11	51	34	44	30	36	24	29	20	68	46	47	32	4	3	39	27	47	33	31	22	27	19	7	5	28	22	55	43	38	30
7	15	11	37	28	40	30	40	30	22	17	65	49	43	33	2	2	34	25	39	29	31	23	31	23	6	5	27	21	40	31	56	43
8	16	12	31	24	40	31	42	33	31	24	58	45	37	29	3	2	35	28	40	32	33	26	18	14	5	4	7	6	57	49	47	41
Total	48	12	119	29	124	30	118	29	82	20	191	47	127	31	9	2	108	27	126	31	95	23	76	19	18	5	62	17	152	41	141	38

* Less than 5 students tested

Source:TELPAS data file 7/20/21

Texas English Language Proficiency Assessment System (TELPAS)
2021 Assessment Report

Forest Brooks Middle School

Yearly Progress in TELPAS Composite Rating†

Grade	Cohort Size	Gained 1 Proficiency Level		Gained 2 Proficiency Levels		Gained 3 Proficiency Levels		Gained at Least 1 Proficiency Level	
	N	N	%	N	%	N	%	N	%
6	3	*	*	*	*	*	*	*	*
Total	3	*	*	*	*	*	*	*	*

TELPAS Composite Rating

Grade	Number of Students	Beginning		Intermediate		Advanced		Advanced High		Average Composite Score
	N	N	%	N	%	N	%	N	%	
6	39	0	0	21	54	18	46	0	0	2.5
7	26	1	4	12	46	11	42	2	8	2.6
8	23	2	9	10	43	11	48	0	0	2.4
Total	88	3	3	43	49	40	45	2	2	2.5

* Less than 5 students tested

TELPAS Individual Language Domains

	Listening								Speaking								Reading								Writing							
	Beginning		Intermediate		Advanced		Advanced High		Beginning		Intermediate		Advanced		Advanced High		Beginning		Intermediate		Advanced		Advanced High		Beginning		Intermediate		Advanced		Advanced High	
Grade	N	%	N	%	N	%	N	%	N	%	N	%	N	%	N	%	N	%	N	%	N	%	N	%	N	%	N	%	N	%	N	%
6	7	12	19	33	22	38	10	17	15	26	33	57	10	17	0	0	8	15	22	42	15	28	8	15	0	0	21	43	24	49	4	8
7	4	10	15	38	15	38	5	13	10	26	20	51	9	23	0	0	10	26	6	16	17	45	5	13	3	9	16	50	7	22	6	19
8	7	13	18	32	16	29	15	27	18	32	25	45	13	23	0	0	11	21	24	45	13	25	5	9	2	8	8	31	12	46	4	15
Total	18	12	52	34	53	35	30	20	43	28	78	51	32	21	0	0	29	20	52	36	45	31	18	13	5	5	45	42	43	40	14	13

* Less than 5 students tested

Source:TELPAS data file 7/20/21

Texas English Language Proficiency Assessment System (TELPAS)
2021 Assessment Report

Hamilton Middle School

Yearly Progress in TELPAS Composite Rating†

Grade	Cohort Size	Gained 1 Proficiency Level		Gained 2 Proficiency Levels		Gained 3 Proficiency Levels		Gained at Least 1 Proficiency Level	
	N	N	%	N	%	N	%	N	%
6	4	*	*	*	*	*	*	*	*
Total	4	*	*	*	*	*	*	*	*

TELPAS Composite Rating

Grade	Number of Students	Beginning		Intermediate		Advanced		Advanced High		Average Composite Score
	N	N	%	N	%	N	%	N	%	
6	36	2	6	11	31	18	50	5	14	2.8
7	34	0	0	11	32	21	62	2	6	2.9
8	23	3	13	5	22	10	43	5	22	2.8
Total	93	5	5	27	29	49	53	12	13	2.8

* Less than 5 students tested

TELPAS Individual Language Domains

	Listening								Speaking								Reading								Writing							
	Beginning		Intermediate		Advanced		Advanced High		Beginning		Intermediate		Advanced		Advanced High		Beginning		Intermediate		Advanced		Advanced High		Beginning		Intermediate		Advanced		Advanced High	
Grade	N	%	N	%	N	%	N	%	N	%	N	%	N	%	N	%	N	%	N	%	N	%	N	%	N	%	N	%	N	%	N	%
6	5	6	14	17	27	33	35	43	16	20	43	53	21	26	1	1	10	13	19	24	20	26	29	37	3	7	8	20	20	49	10	24
7	1	2	13	20	24	37	27	42	18	28	41	63	6	9	0	0	7	10	19	28	14	21	27	40	0	0	7	18	14	35	19	48
8	4	8	2	4	13	27	30	61	14	29	25	51	10	20	0	0	4	8	12	24	17	33	18	35	3	11	3	11	9	32	13	46
Total	10	5	29	15	64	33	92	47	48	25	109	56	37	19	1	1	21	11	50	26	51	26	74	38	6	6	18	17	43	39	42	39

* Less than 5 students tested

Source:TELPAS data file 7/20/21

Texas English Language Proficiency Assessment System (TELPAS)
2021 Assessment Report

Hartman Middle School

Yearly Progress in TELPAS Composite Rating†

Grade	Cohort Size	Gained 1 Proficiency Level		Gained 2 Proficiency Levels		Gained 3 Proficiency Levels		Gained at Least 1 Proficiency Level	
	N	N	%	N	%	N	%	N	%
6	32	4	13	0	0	0	0	4	13
7	1	*	*	*	*	*	*	*	*
8	1	*	*	*	*	*	*	*	*
Total	34	4	12	0	0	0	0	4	12

* Less than 5 students tested

TELPAS Composite Rating

Grade	Number of Students	Beginning		Intermediate		Advanced		Advanced High		Average Composite Score
	N	N	%	N	%	N	%	N	%	
6	162	6	4	80	49	60	37	16	10	2.6
7	139	16	12	71	51	49	35	3	2	2.4
8	122	8	7	66	54	40	33	8	7	2.5
Total	423	30	7	217	51	149	35	27	6	2.5

TELPAS Individual Language Domains

	Listening								Speaking								Reading								Writing							
	Beginning		Intermediate		Advanced		Advanced High		Beginning		Intermediate		Advanced		Advanced High		Beginning		Intermediate		Advanced		Advanced High		Beginning		Intermediate		Advanced		Advanced High	
Grade	N	%	N	%	N	%	N	%	N	%	N	%	N	%	N	%	N	%	N	%	N	%	N	%	N	%	N	%	N	%	N	%
6	12	7	50	30	52	31	52	31	58	35	71	43	33	20	4	2	39	24	55	33	45	27	26	16	5	3	31	19	70	42	59	36
7	13	9	44	31	49	34	37	26	71	50	58	41	13	9	1	1	39	27	43	30	38	27	23	16	13	9	34	24	54	38	43	30
8	8	6	33	26	36	29	48	38	61	49	50	40	14	11	0	0	22	18	50	40	33	27	19	15	8	6	32	23	57	41	41	30
Total	33	8	127	29	137	32	137	32	190	44	179	41	60	14	5	1	100	23	148	34	116	27	68	16	26	6	97	22	181	40	143	32

* Less than 5 students tested

Source:TELPAS data file 7/20/21

Texas English Language Proficiency Assessment System (TELPAS)
2021 Assessment Report

Henry Middle School

Yearly Progress in TELPAS Composite Rating†

Grade	Cohort Size	Gained 1 Proficiency Level		Gained 2 Proficiency Levels		Gained 3 Proficiency Levels		Gained at Least 1 Proficiency Level	
	N	N	%	N	%	N	%	N	%
6	28	2	7	0	0	0	0	2	7
7	19	5	26	0	0	0	0	5	26
8	28	4	14	0	0	0	0	4	14
Total	75	11	15	0	0	0	0	11	15

* Less than 5 students tested

TELPAS Composite Rating

Grade	Number of Students	Beginning		Intermediate		Advanced		Advanced High		Average Composite Score
	N	N	%	N	%	N	%	N	%	
6	62	3	5	37	60	20	32	2	3	2.4
7	65	7	11	35	54	20	31	3	5	2.5
8	99	10	10	54	55	30	30	5	5	2.5
Total	226	20	9	126	56	70	31	10	4	2.5

TELPAS Individual Language Domains

	Listening								Speaking								Reading								Writing							
	Beginning		Intermediate		Advanced		Advanced High		Beginning		Intermediate		Advanced		Advanced High		Beginning		Intermediate		Advanced		Advanced High		Beginning		Intermediate		Advanced		Advanced High	
Grade	N	%	N	%	N	%	N	%	N	%	N	%	N	%	N	%	N	%	N	%	N	%	N	%	N	%	N	%	N	%	N	%
6	5	6	32	41	30	38	11	14	32	41	39	50	6	8	1	1	17	22	36	46	15	19	10	13	5	7	16	22	26	36	25	35
7	12	13	34	38	21	23	23	26	48	53	34	38	7	8	1	1	19	21	31	34	26	29	14	16	6	9	14	20	23	33	27	39
8	14	13	29	27	32	30	32	30	51	48	44	41	11	10	1	1	23	21	37	35	27	25	20	19	9	9	18	18	37	37	36	36
Total	31	11	95	35	83	30	66	24	131	48	117	43	24	9	3	1	59	21	104	38	68	25	44	16	20	8	48	20	86	36	88	36

* Less than 5 students tested

Source:TELPAS data file 7/20/21

Texas English Language Proficiency Assessment System (TELPAS)
2021 Assessment Report

High School Ahead Academy

Yearly Progress in TELPAS Composite Rating†

Grade	Cohort Size	Gained 1 Proficiency Level		Gained 2 Proficiency Levels		Gained 3 Proficiency Levels		Gained at Least 1 Proficiency Level	
	N	N	%	N	%	N	%	N	%
6	1	*	*	*	*	*	*	*	*
7	1	*	*	*	*	*	*	*	*
8	1	*	*	*	*	*	*	*	*
Total	3	*	*	*	*	*	*	*	*

* Less than 5 students tested

TELPAS Composite Rating

Grade	Number of Students	Beginning		Intermediate		Advanced		Advanced High		Average Composite Score
	N	N	%	N	%	N	%	N	%	
6	11	0	0	3	27	7	64	1	9	2.8
7	5	0	0	0	0	4	80	1	20	3.0
8	12	1	8	4	33	4	33	3	25	2.8
Total	28	1	4	7	25	15	54	5	18	2.8

TELPAS Individual Language Domains

	Listening								Speaking								Reading								Writing							
	Beginning		Intermediate		Advanced		Advanced High		Beginning		Intermediate		Advanced		Advanced High		Beginning		Intermediate		Advanced		Advanced High		Beginning		Intermediate		Advanced		Advanced High	
Grade	N	%	N	%	N	%	N	%	N	%	N	%	N	%	N	%	N	%	N	%	N	%	N	%	N	%	N	%	N	%	N	%
6	1	9	2	18	4	36	4	36	1	9	8	73	2	18	0	0	1	9	4	36	3	27	3	27	0	0	4	33	2	17	6	50
7	0	0	0	0	3	60	2	40	0	0	2	40	3	60	0	0	0	0	1	20	4	80	0	0	0	0	2	40	1	20	2	40
8	0	0	3	25	3	25	6	50	3	25	4	33	5	42	0	0	2	17	3	25	5	42	2	17	1	8	3	25	1	8	7	58
Total	1	4	5	18	10	36	12	43	4	14	14	50	10	36	0	0	3	11	8	29	12	43	5	18	1	3	9	31	4	14	15	52

* Less than 5 students tested

Source:TELPAS data file 7/20/21

Texas English Language Proficiency Assessment System (TELPAS)
2021 Assessment Report

Hogg Middle School

Yearly Progress in TELPAS Composite Rating†

Grade	Cohort Size	Gained 1 Proficiency Level		Gained 2 Proficiency Levels		Gained 3 Proficiency Levels		Gained at Least 1 Proficiency Level	
	N	N	%	N	%	N	%	N	%
6	6	1	17	0	0	0	0	1	17
Total	6	1	17	0	0	0	0	1	17

TELPAS Composite Rating

Grade	Number of Students	Beginning		Intermediate		Advanced		Advanced High		Average Composite Score
	N	N	%	N	%	N	%	N	%	
6	48	2	4	11	23	24	50	11	23	2.9
7	43	2	5	7	16	23	53	11	26	3.1
8	29	3	10	8	28	14	48	4	14	2.8
Total	120	7	6	26	22	61	51	26	22	3.0

* Less than 5 students tested

TELPAS Individual Language Domains

	Listening								Speaking								Reading								Writing							
	Beginning		Intermediate		Advanced		Advanced High		Beginning		Intermediate		Advanced		Advanced High		Beginning		Intermediate		Advanced		Advanced High		Beginning		Intermediate		Advanced		Advanced High	
Grade	N	%	N	%	N	%	N	%	N	%	N	%	N	%	N	%	N	%	N	%	N	%	N	%	N	%	N	%	N	%	N	%
6	2	4	12	24	16	31	21	41	5	10	24	47	21	41	1	2	6	12	9	18	16	31	20	39	4	8	8	17	13	27	23	48
7	2	4	5	10	19	38	24	48	8	16	20	40	16	32	6	12	3	6	6	12	18	36	23	46	3	7	4	9	13	29	25	56
8	2	6	5	14	6	17	22	63	10	29	11	31	12	34	2	6	4	11	10	29	12	34	9	26	2	7	4	14	10	34	13	45
Total	6	4	22	16	41	30	67	49	23	17	55	40	49	36	9	7	13	10	25	18	46	34	52	38	9	7	16	13	36	30	61	50

* Less than 5 students tested

Source:TELPAS data file 7/20/21

Texas English Language Proficiency Assessment System (TELPAS)
2021 Assessment Report

Holland Middle School

Yearly Progress in TELPAS Composite Rating†

Grade	Cohort Size	Gained 1 Proficiency Level		Gained 2 Proficiency Levels		Gained 3 Proficiency Levels		Gained at Least 1 Proficiency Level	
	N	N	%	N	%	N	%	N	%
6	33	6	18	0	0	0	0	6	18
Total	33	6	18	0	0	0	0	6	18

TELPAS Composite Rating

Grade	Number of Students	Beginning		Intermediate		Advanced		Advanced High		Average Composite Score
	N	N	%	N	%	N	%	N	%	
6	95	8	8	40	42	36	38	11	12	2.6
7	81	5	6	30	37	42	52	4	5	2.6
8	83	9	11	33	40	31	37	10	12	2.5
Total	259	22	8	103	40	109	42	25	10	2.5

* Less than 5 students tested

TELPAS Individual Language Domains

	Listening								Speaking								Reading								Writing							
	Beginning		Intermediate		Advanced		Advanced High		Beginning		Intermediate		Advanced		Advanced High		Beginning		Intermediate		Advanced		Advanced High		Beginning		Intermediate		Advanced		Advanced High	
Grade	N	%	N	%	N	%	N	%	N	%	N	%	N	%	N	%	N	%	N	%	N	%	N	%	N	%	N	%	N	%	N	%
6	12	12	21	22	23	24	41	42	22	23	44	45	31	32	0	0	24	24	32	32	23	23	20	20	8	8	36	36	36	36	19	19
7	9	11	19	22	30	35	27	32	17	20	47	55	21	25	0	0	15	18	32	38	27	32	10	12	10	12	25	29	31	36	19	22
8	7	8	24	29	18	21	35	42	19	23	42	50	19	23	4	5	22	26	29	34	19	22	15	18	10	11	28	32	41	47	9	10
Total	28	11	64	24	71	27	103	39	58	22	133	50	71	27	4	2	61	23	93	35	69	26	45	17	28	10	89	33	108	40	47	17

* Less than 5 students tested

Source:TELPAS data file 7/20/21

Texas English Language Proficiency Assessment System (TELPAS)
2021 Assessment Report

Key Middle School

Yearly Progress in TELPAS Composite Rating†

Grade	Cohort Size	Gained 1 Proficiency Level		Gained 2 Proficiency Levels		Gained 3 Proficiency Levels		Gained at Least 1 Proficiency Level	
	N	N	%	N	%	N	%	N	%
6	6	1	17	0	0	0	0	1	17
7	1	*	*	*	*	*	*	*	*
8	1	*	*	*	*	*	*	*	*
Total	8	2	25	0	0	0	0	2	25

* Less than 5 students tested

TELPAS Composite Rating

Grade	Number of Students	Beginning		Intermediate		Advanced		Advanced High		Average Composite Score
	N	N	%	N	%	N	%	N	%	
6	44	2	5	22	50	16	36	4	9	2.5
7	36	2	6	19	53	14	39	1	3	2.5
8	48	0	0	25	52	21	44	2	4	2.6
Total	128	4	3	66	52	51	40	7	5	2.5

TELPAS Individual Language Domains

	Listening								Speaking								Reading								Writing							
	Beginning		Intermediate		Advanced		Advanced High		Beginning		Intermediate		Advanced		Advanced High		Beginning		Intermediate		Advanced		Advanced High		Beginning		Intermediate		Advanced		Advanced High	
Grade	N	%	N	%	N	%	N	%	N	%	N	%	N	%	N	%	N	%	N	%	N	%	N	%	N	%	N	%	N	%	N	%
6	4	9	12	27	20	45	8	18	6	14	23	52	13	30	2	5	16	36	10	23	9	20	9	20	5	11	19	41	15	33	7	15
7	2	6	12	33	13	36	9	25	13	36	17	47	6	17	0	0	8	22	10	28	10	28	8	22	3	8	12	33	15	42	6	17
8	1	2	14	29	17	35	17	35	8	16	21	43	20	41	0	0	11	22	21	43	11	22	6	12	2	4	19	40	22	46	5	10
Total	7	5	38	29	50	39	34	26	27	21	61	47	39	30	2	2	35	27	41	32	30	23	23	18	10	8	50	38	52	40	18	14

* Less than 5 students tested

Source:TELPAS data file 7/20/21

Texas English Language Proficiency Assessment System (TELPAS)
2021 Assessment Report

Lanier Middle School

Yearly Progress in TELPAS Composite Rating†

Grade	Cohort Size	Gained 1 Proficiency Level		Gained 2 Proficiency Levels		Gained 3 Proficiency Levels		Gained at Least 1 Proficiency Level	
	N	N	%	N	%	N	%	N	%
6	4	*	*	*	*	*	*	*	*
Total	4	*	*	*	*	*	*	*	*

TELPAS Composite Rating

Grade	Number of Students	Beginning		Intermediate		Advanced		Advanced High		Average Composite Score
	N	N	%	N	%	N	%	N	%	
6	27	0	0	11	41	8	30	8	30	3.1
7	19	0	0	3	16	13	68	3	16	3.3
8	20	1	5	4	20	9	45	6	30	3.1
Total	66	1	2	18	27	30	45	17	26	3.1

* Less than 5 students tested

TELPAS Individual Language Domains

	Listening								Speaking								Reading								Writing							
	Beginning		Intermediate		Advanced		Advanced High		Beginning		Intermediate		Advanced		Advanced High		Beginning		Intermediate		Advanced		Advanced High		Beginning		Intermediate		Advanced		Advanced High	
Grade	N	%	N	%	N	%	N	%	N	%	N	%	N	%	N	%	N	%	N	%	N	%	N	%	N	%	N	%	N	%	N	%
6	0	0	6	21	6	21	16	57	9	32	9	32	9	32	1	4	2	7	5	18	6	21	15	54	0	0	2	7	8	30	17	63
7	0	0	0	0	7	33	14	67	4	19	14	67	3	14	0	0	0	0	2	10	2	10	16	80	0	0	0	0	7	35	13	65
8	1	5	2	10	2	10	15	75	4	20	9	45	6	30	1	5	1	5	6	30	4	20	9	45	1	5	1	5	2	10	16	80
Total	1	1	8	12	15	22	45	65	17	25	32	46	18	26	2	3	3	4	13	19	12	18	40	59	1	1	3	4	17	25	46	69

* Less than 5 students tested

Source:TELPAS data file 7/20/21

Texas English Language Proficiency Assessment System (TELPAS)
2021 Assessment Report

Lawson Middle School

Yearly Progress in TELPAS Composite Rating†

Grade	Cohort Size	Gained 1 Proficiency Level		Gained 2 Proficiency Levels		Gained 3 Proficiency Levels		Gained at Least 1 Proficiency Level	
	N	N	%	N	%	N	%	N	%
6	71	5	7	0	0	0	0	5	7
7	2	*	*	*	*	*	*	*	*
8	3	*	*	*	*	*	*	*	*
Total	76	6	8	0	0	0	0	6	8

* Less than 5 students tested

TELPAS Composite Rating

Grade	Number of Students	Beginning		Intermediate		Advanced		Advanced High		Average Composite Score
	N	N	%	N	%	N	%	N	%	
6	150	13	9	84	56	44	29	9	6	2.4
7	114	7	6	56	49	43	38	8	7	2.5
8	148	8	5	77	52	44	30	19	13	2.5
Total	412	28	7	217	53	131	32	36	9	2.5

TELPAS Individual Language Domains

	Listening								Speaking								Reading								Writing							
	Beginning		Intermediate		Advanced		Advanced High		Beginning		Intermediate		Advanced		Advanced High		Beginning		Intermediate		Advanced		Advanced High		Beginning		Intermediate		Advanced		Advanced High	
Grade	N	%	N	%	N	%	N	%	N	%	N	%	N	%	N	%	N	%	N	%	N	%	N	%	N	%	N	%	N	%	N	%
6	20	13	59	38	43	28	34	22	52	33	70	45	31	20	3	2	44	29	49	32	28	18	31	20	10	7	64	42	48	31	31	20
7	9	8	40	35	29	25	37	32	44	38	43	37	24	21	4	3	26	23	36	32	26	23	26	23	12	10	34	28	40	33	36	30
8	9	6	53	36	43	29	43	29	58	39	57	39	29	20	4	3	25	17	57	39	37	25	29	20	5	3	52	34	56	36	42	27
Total	38	9	152	36	115	27	114	27	154	37	170	41	84	20	11	3	95	23	142	34	91	22	86	21	27	6	150	35	144	33	109	25

* Less than 5 students tested

Source:TELPAS data file 7/20/21

Texas English Language Proficiency Assessment System (TELPAS)
2021 Assessment Report

Marshall Middle School

Yearly Progress in TELPAS Composite Rating†

Grade	Cohort Size	Gained 1 Proficiency Level		Gained 2 Proficiency Levels		Gained 3 Proficiency Levels		Gained at Least 1 Proficiency Level	
	N	N	%	N	%	N	%	N	%
6	21	1	5	0	0	0	0	1	5
8	1	*	*	*	*	*	*	*	*
Total	22	1	5	0	0	0	0	1	5

* Less than 5 students tested

TELPAS Composite Rating

Grade	Number of Students	Beginning		Intermediate		Advanced		Advanced High		Average Composite Score
	N	N	%	N	%	N	%	N	%	
6	58	4	7	12	21	36	62	6	10	2.7
7	50	5	10	26	52	17	34	2	4	2.4
8	61	6	10	18	30	26	43	11	18	2.7
Total	169	15	9	56	33	79	47	19	11	2.7

TELPAS Individual Language Domains

	Listening								Speaking								Reading								Writing							
	Beginning		Intermediate		Advanced		Advanced High		Beginning		Intermediate		Advanced		Advanced High		Beginning		Intermediate		Advanced		Advanced High		Beginning		Intermediate		Advanced		Advanced High	
Grade	N	%	N	%	N	%	N	%	N	%	N	%	N	%	N	%	N	%	N	%	N	%	N	%	N	%	N	%	N	%	N	%
6	6	9	19	28	29	42	15	22	10	14	34	49	25	36	0	0	9	14	11	17	30	45	16	24	4	6	19	28	22	33	22	33
7	7	10	30	42	17	24	18	25	21	29	36	50	15	21	0	0	18	26	25	36	14	20	13	19	5	9	13	23	17	30	21	38
8	8	13	13	21	21	33	21	33	16	25	22	35	22	35	3	5	9	14	22	35	20	32	12	19	7	10	5	7	21	30	36	52
Total	21	10	62	30	67	33	54	26	47	23	92	45	62	30	3	1	36	18	58	29	64	32	41	21	16	8	37	19	60	31	79	41

* Less than 5 students tested

Source:TELPAS data file 7/20/21

Texas English Language Proficiency Assessment System (TELPAS)
2021 Assessment Report

McReynolds Middle School

Yearly Progress in TELPAS Composite Rating†

Grade	Cohort Size	Gained 1 Proficiency Level		Gained 2 Proficiency Levels		Gained 3 Proficiency Levels		Gained at Least 1 Proficiency Level	
	N	N	%	N	%	N	%	N	%
6	3	*	*	*	*	*	*	*	*
7	6	0	0	0	0	0	0	0	0
8	2	*	*	*	*	*	*	*	*
Total	11	0	0	0	0	0	0	0	0

* Less than 5 students tested

TELPAS Composite Rating

Grade	Number of Students	Beginning		Intermediate		Advanced		Advanced High		Average Composite Score
	N	N	%	N	%	N	%	N	%	
6	8	2	25	3	38	3	38	0	0	2.0
7	12	3	25	5	42	4	33	0	0	2.2
8	9	1	11	6	67	2	22	0	0	2.5
Total	29	6	21	14	48	9	31	0	0	2.3

TELPAS Individual Language Domains

	Listening								Speaking								Reading								Writing							
	Beginning		Intermediate		Advanced		Advanced High		Beginning		Intermediate		Advanced		Advanced High		Beginning		Intermediate		Advanced		Advanced High		Beginning		Intermediate		Advanced		Advanced High	
Grade	N	%	N	%	N	%	N	%	N	%	N	%	N	%	N	%	N	%	N	%	N	%	N	%	N	%	N	%	N	%	N	%
6	2	11	9	47	7	37	1	5	4	21	10	53	4	21	1	5	5	24	9	43	6	29	1	5	3	23	6	46	4	31	0	0
7	4	19	3	14	6	29	8	38	8	38	11	52	2	10	0	0	4	25	5	31	4	25	3	19	4	18	4	18	10	45	4	18
8	1	7	1	7	7	50	5	36	7	50	4	29	3	21	0	0	5	29	4	24	6	35	2	12	2	11	3	16	10	53	4	21
Total	7	13	13	24	20	37	14	26	19	35	25	46	9	17	1	2	14	26	18	33	16	30	6	11	9	17	13	24	24	44	8	15

* Less than 5 students tested

Source:TELPAS data file 7/20/21

Texas English Language Proficiency Assessment System (TELPAS)
2021 Assessment Report

Meyerland Middle School

Yearly Progress in TELPAS Composite Rating†

Grade	Cohort Size	Gained 1 Proficiency Level		Gained 2 Proficiency Levels		Gained 3 Proficiency Levels		Gained at Least 1 Proficiency Level	
	N	N	%	N	%	N	%	N	%
6	18	6	33	0	0	0	0	6	33
Total	18	6	33	0	0	0	0	6	33

TELPAS Composite Rating

Grade	Number of Students	Beginning		Intermediate		Advanced		Advanced High		Average Composite Score
	N	N	%	N	%	N	%	N	%	
6	54	1	2	18	33	28	52	7	13	2.8
7	1	*	*	*	*	*	*	*	*	*
8	12	0	0	6	50	6	50	0	0	2.7
Total	67	1	1	24	36	35	52	7	10	2.8

* Less than 5 students tested

TELPAS Individual Language Domains

	Listening								Speaking								Reading								Writing							
	Beginning		Intermediate		Advanced		Advanced High		Beginning		Intermediate		Advanced		Advanced High		Beginning		Intermediate		Advanced		Advanced High		Beginning		Intermediate		Advanced		Advanced High	
Grade	N	%	N	%	N	%	N	%	N	%	N	%	N	%	N	%	N	%	N	%	N	%	N	%	N	%	N	%	N	%	N	%
6	3	5	17	29	18	31	20	34	6	10	28	48	23	40	1	2	7	12	14	24	18	31	19	33	2	4	11	20	23	43	18	33
7	0	0	0	0	3	60	2	40	1	20	3	60	1	20	0	0	0	0	2	40	1	20	2	40	2	8	5	19	8	31	11	42
8	2	10	4	19	6	29	9	43	6	29	12	57	2	10	1	5	0	0	9	41	7	32	6	27	0	0	2	15	5	38	6	46
Total	5	6	21	25	27	32	31	37	13	15	43	51	26	31	2	2	7	8	25	29	26	31	27	32	4	4	18	19	36	39	35	38

* Less than 5 students tested

Source:TELPAS data file 7/20/21

Texas English Language Proficiency Assessment System (TELPAS)
2021 Assessment Report

Navarro Middle School

Yearly Progress in TELPAS Composite Rating†

Grade	Cohort Size	Gained 1 Proficiency Level		Gained 2 Proficiency Levels		Gained 3 Proficiency Levels		Gained at Least 1 Proficiency Level	
	N	N	%	N	%	N	%	N	%
6	30	6	20	0	0	0	0	6	20
7	1	*	*	*	*	*	*	*	*
8	1	*	*	*	*	*	*	*	*
Total	32	6	19	0	0	0	0	6	19

* Less than 5 students tested

TELPAS Composite Rating

Grade	Number of Students	Beginning		Intermediate		Advanced		Advanced High		Average Composite Score
	N	N	%	N	%	N	%	N	%	
6	91	8	9	33	36	43	47	7	8	2.6
7	88	15	17	35	40	32	36	6	7	2.4
8	70	8	11	23	33	34	49	5	7	2.6
Total	249	31	12	91	37	109	44	18	7	2.5

TELPAS Individual Language Domains

	Listening								Speaking								Reading								Writing							
	Beginning		Intermediate		Advanced		Advanced High		Beginning		Intermediate		Advanced		Advanced High		Beginning		Intermediate		Advanced		Advanced High		Beginning		Intermediate		Advanced		Advanced High	
Grade	N	%	N	%	N	%	N	%	N	%	N	%	N	%	N	%	N	%	N	%	N	%	N	%	N	%	N	%	N	%	N	%
6	14	14	24	24	34	34	27	27	24	24	50	51	24	24	1	1	22	22	25	25	29	29	23	23	10	10	27	26	38	37	27	26
7	17	18	31	33	21	22	25	27	33	35	47	50	14	15	0	0	29	31	25	27	19	20	21	22	15	15	27	28	27	28	28	29
8	10	14	18	24	22	30	24	32	23	31	41	55	9	12	1	1	16	21	21	28	24	32	14	19	9	11	18	22	27	33	27	33
Total	41	15	73	27	77	29	76	28	80	30	138	52	47	18	2	1	67	25	71	26	72	27	58	22	34	12	72	26	92	33	82	29

* Less than 5 students tested

Source:TELPAS data file 7/20/21

Texas English Language Proficiency Assessment System (TELPAS)
2021 Assessment Report

Daniel Ortiz Jr. Middle School

Yearly Progress in TELPAS Composite Rating†

Grade	Cohort Size	Gained 1 Proficiency Level		Gained 2 Proficiency Levels		Gained 3 Proficiency Levels		Gained at Least 1 Proficiency Level	
	N	N	%	N	%	N	%	N	%
6	44	5	11	0	0	0	0	5	11
7	56	12	21	0	0	0	0	12	21
8	41	10	24	0	0	0	0	10	24
Total	141	27	19	0	0	0	0	27	19

* Less than 5 students tested

TELPAS Composite Rating

Grade	Number of Students	Beginning		Intermediate		Advanced		Advanced High		Average Composite Score
	N	N	%	N	%	N	%	N	%	
6	118	14	12	51	43	47	40	6	5	2.4
7	112	10	9	39	35	54	48	9	8	2.6
8	115	13	11	39	34	51	44	12	10	2.6
Total	345	37	11	129	37	152	44	27	8	2.5

TELPAS Individual Language Domains

	Listening								Speaking								Reading								Writing							
	Beginning		Intermediate		Advanced		Advanced High		Beginning		Intermediate		Advanced		Advanced High		Beginning		Intermediate		Advanced		Advanced High		Beginning		Intermediate		Advanced		Advanced High	
Grade	N	%	N	%	N	%	N	%	N	%	N	%	N	%	N	%	N	%	N	%	N	%	N	%	N	%	N	%	N	%	N	%
6	22	15	40	27	44	30	41	28	37	25	57	39	50	34	3	2	53	36	50	34	31	21	13	9	20	17	38	31	42	35	21	17
7	13	10	28	22	51	39	38	29	28	22	53	41	42	32	7	5	37	28	31	24	45	35	17	13	10	8	29	24	44	37	37	31
8	16	13	30	23	34	27	48	38	42	33	60	47	25	20	1	1	30	24	49	39	31	24	17	13	10	8	21	17	34	27	59	48
Total	51	13	98	24	129	32	127	31	107	26	170	42	117	29	11	3	120	30	130	32	107	26	47	12	40	11	88	24	120	33	117	32

* Less than 5 students tested

Source:TELPAS data file 7/20/21

Texas English Language Proficiency Assessment System (TELPAS)
2021 Assessment Report

Pershing Middle School

Yearly Progress in TELPAS Composite Rating†

Grade	Cohort Size	Gained 1 Proficiency Level		Gained 2 Proficiency Levels		Gained 3 Proficiency Levels		Gained at Least 1 Proficiency Level	
	N	N	%	N	%	N	%	N	%
6	25	5	20	0	0	0	0	5	20
8	12	3	25	0	0	0	0	3	25
Total	37	8	22	0	0	0	0	8	22

* Less than 5 students tested

TELPAS Composite Rating

Grade	Number of Students	Beginning		Intermediate		Advanced		Advanced High		Average Composite Score
	N	N	%	N	%	N	%	N	%	
6	94	0	0	22	23	49	52	23	24	3.0
7	57	3	5	15	26	24	42	15	26	2.9
8	64	2	3	14	22	34	53	14	22	3.0
Total	215	5	2	51	24	107	50	52	24	3.0

TELPAS Individual Language Domains

	Listening								Speaking								Reading								Writing							
	Beginning		Intermediate		Advanced		Advanced High		Beginning		Intermediate		Advanced		Advanced High		Beginning		Intermediate		Advanced		Advanced High		Beginning		Intermediate		Advanced		Advanced High	
Grade	N	%	N	%	N	%	N	%	N	%	N	%	N	%	N	%	N	%	N	%	N	%	N	%	N	%	N	%	N	%	N	%
6	3	3	22	22	28	28	47	47	4	4	39	39	49	49	8	8	9	9	22	22	30	30	38	38	4	4	25	26	35	36	34	35
7	3	5	16	27	18	30	23	38	4	7	23	38	27	45	6	10	8	13	20	32	19	31	15	24	5	8	10	16	18	29	30	48
8	2	3	10	16	19	30	33	52	3	5	27	42	26	41	8	13	8	12	19	28	23	34	17	25	2	3	13	19	31	45	23	33
Total	8	4	48	21	65	29	103	46	11	5	89	40	102	46	22	10	25	11	61	27	72	32	70	31	11	5	48	21	84	37	87	38

* Less than 5 students tested

Source:TELPAS data file 7/20/21

Texas English Language Proficiency Assessment System (TELPAS)
2021 Assessment Report

Pin Oak Middle School

Yearly Progress in TELPAS Composite Rating†

Grade	Cohort Size	Gained 1 Proficiency Level		Gained 2 Proficiency Levels		Gained 3 Proficiency Levels		Gained at Least 1 Proficiency Level	
	N	N	%	N	%	N	%	N	%
6	43	14	33	0	0	0	0	14	33
7	1	*	*	*	*	*	*	*	*
Total	44	14	32	0	0	0	0	14	32

* Less than 5 students tested

TELPAS Composite Rating

Grade	Number of Students	Beginning		Intermediate		Advanced		Advanced High		Average Composite Score
	N	N	%	N	%	N	%	N	%	
6	63	1	2	17	27	31	49	14	22	3.0
7	37	1	3	15	41	17	46	4	11	2.8
8	38	0	0	11	29	21	55	6	16	2.9
Total	138	2	1	43	31	69	50	24	17	2.9

TELPAS Individual Language Domains

	Listening								Speaking								Reading								Writing							
	Beginning		Intermediate		Advanced		Advanced High		Beginning		Intermediate		Advanced		Advanced High		Beginning		Intermediate		Advanced		Advanced High		Beginning		Intermediate		Advanced		Advanced High	
Grade	N	%	N	%	N	%	N	%	N	%	N	%	N	%	N	%	N	%	N	%	N	%	N	%	N	%	N	%	N	%	N	%
6	2	3	8	13	19	30	35	55	11	17	28	44	25	39	0	0	4	6	17	27	18	28	25	39	0	0	6	9	23	34	39	57
7	1	3	8	21	15	38	15	38	8	21	19	49	12	31	0	0	7	18	12	31	9	23	11	28	0	0	4	10	24	60	12	30
8	1	3	6	15	9	23	23	59	8	21	23	59	8	21	0	0	2	5	17	44	15	38	5	13	0	0	1	3	17	43	22	55
Total	4	3	22	15	43	30	73	51	27	19	70	49	45	32	0	0	13	9	46	32	42	30	41	29	0	0	11	7	64	43	73	49

* Less than 5 students tested

Source:TELPAS data file 7/20/21

Texas English Language Proficiency Assessment System (TELPAS)
2021 Assessment Report

Revere Middle School

Yearly Progress in TELPAS Composite Rating†

Grade	Cohort Size	Gained 1 Proficiency Level		Gained 2 Proficiency Levels		Gained 3 Proficiency Levels		Gained at Least 1 Proficiency Level	
	N	N	%	N	%	N	%	N	%
6	5	1	20	0	0	0	0	1	20
7	7	3	43	0	0	0	0	3	43
8	5	4	80	0	0	0	0	4	80
Total	17	8	47	0	0	0	0	8	47

* Less than 5 students tested

TELPAS Composite Rating

Grade	Number of Students	Beginning		Intermediate		Advanced		Advanced High		Average Composite Score
	N	N	%	N	%	N	%	N	%	
6	27	3	11	18	67	4	15	2	7	2.2
7	12	0	0	4	33	8	67	0	0	2.7
8	6	0	0	3	50	3	50	0	0	2.6
Total	45	3	7	25	56	15	33	2	4	2.3

TELPAS Individual Language Domains

	Listening								Speaking								Reading								Writing							
	Beginning		Intermediate		Advanced		Advanced High		Beginning		Intermediate		Advanced		Advanced High		Beginning		Intermediate		Advanced		Advanced High		Beginning		Intermediate		Advanced		Advanced High	
Grade	N	%	N	%	N	%	N	%	N	%	N	%	N	%	N	%	N	%	N	%	N	%	N	%	N	%	N	%	N	%	N	%
6	13	13	39	39	23	23	25	25	31	31	45	45	23	23	1	1	15	16	39	41	25	26	17	18	8	22	15	42	9	25	4	11
7	10	15	23	35	18	28	14	22	18	28	33	51	13	20	1	2	20	26	23	29	21	27	14	18	0	0	4	21	8	42	7	37
8	13	23	25	45	8	14	10	18	17	30	26	46	12	21	1	2	12	28	20	47	6	14	5	12	0	0	4	24	7	41	6	35
Total	36	16	87	39	49	22	49	22	66	30	104	47	48	22	3	1	47	22	82	38	52	24	36	17	8	11	23	32	24	33	17	24

* Less than 5 students tested

Source:TELPAS data file 7/20/21

Texas English Language Proficiency Assessment System (TELPAS)
2021 Assessment Report

Stevenson Middle School

Yearly Progress in TELPAS Composite Rating†

Grade	Cohort Size	Gained 1 Proficiency Level		Gained 2 Proficiency Levels		Gained 3 Proficiency Levels		Gained at Least 1 Proficiency Level	
	N	N	%	N	%	N	%	N	%
6	130	41	32	1	1	0	0	42	32
7	158	45	28	0	0	0	0	45	28
8	110	30	27	0	0	0	0	30	27
Total	398	116	29	1	0	0	0	117	29

* Less than 5 students tested

TELPAS Composite Rating

Grade	Number of Students	Beginning		Intermediate		Advanced		Advanced High		Average Composite Score
	N	N	%	N	%	N	%	N	%	
6	202	4	2	65	32	92	46	41	20	2.9
7	167	9	5	41	25	79	47	38	23	2.9
8	119	8	7	36	30	50	42	25	21	2.9
Total	488	21	4	142	29	221	45	104	21	2.9

TELPAS Individual Language Domains

	Listening								Speaking								Reading								Writing							
	Beginning		Intermediate		Advanced		Advanced High		Beginning		Intermediate		Advanced		Advanced High		Beginning		Intermediate		Advanced		Advanced High		Beginning		Intermediate		Advanced		Advanced High	
Grade	N	%	N	%	N	%	N	%	N	%	N	%	N	%	N	%	N	%	N	%	N	%	N	%	N	%	N	%	N	%	N	%
6	6	3	34	16	74	34	104	48	37	17	98	45	78	36	5	2	27	12	62	28	59	27	70	32	5	2	35	17	71	35	93	46
7	9	5	25	14	44	25	100	56	26	15	94	53	56	31	2	1	27	15	42	24	41	23	68	38	7	4	19	11	50	30	92	55
8	12	10	19	15	31	25	63	50	29	23	63	50	27	22	6	5	22	18	38	30	38	30	27	22	5	4	13	11	30	25	72	60
Total	27	5	78	15	149	29	267	51	92	18	255	49	161	31	13	2	76	15	142	27	138	26	165	32	17	3	67	14	151	31	257	52

* Less than 5 students tested

Source:TELPAS data file 7/20/21

Texas English Language Proficiency Assessment System (TELPAS)
2021 Assessment Report

Sugar Grove Middle School

Yearly Progress in TELPAS Composite Rating†

Grade	Cohort Size	Gained 1 Proficiency Level		Gained 2 Proficiency Levels		Gained 3 Proficiency Levels		Gained at Least 1 Proficiency Level	
	N	N	%	N	%	N	%	N	%
6	64	12	19	0	0	0	0	12	19
7	8	0	0	0	0	0	0	0	0
8	2	*	*	*	*	*	*	*	*
Total	74	12	16	0	0	0	0	12	16

* Less than 5 students tested

TELPAS Composite Rating

Grade	Number of Students	Beginning		Intermediate		Advanced		Advanced High		Average Composite Score
	N	N	%	N	%	N	%	N	%	
6	162	26	16	76	47	55	34	5	3	2.3
7	161	24	15	67	42	62	39	8	5	2.3
8	158	25	16	67	42	62	39	4	3	2.3
Total	481	75	16	210	44	179	37	17	4	2.3

TELPAS Individual Language Domains

	Listening								Speaking								Reading								Writing							
	Beginning		Intermediate		Advanced		Advanced High		Beginning		Intermediate		Advanced		Advanced High		Beginning		Intermediate		Advanced		Advanced High		Beginning		Intermediate		Advanced		Advanced High	
Grade	N	%	N	%	N	%	N	%	N	%	N	%	N	%	N	%	N	%	N	%	N	%	N	%	N	%	N	%	N	%	N	%
6	20	12	55	34	59	36	30	18	58	35	69	42	36	22	1	1	49	30	52	32	42	26	21	13	36	22	64	39	51	31	12	7
7	28	17	46	28	39	24	49	30	42	26	87	54	33	20	0	0	52	32	34	21	49	30	28	17	27	17	67	41	61	38	7	4
8	29	18	42	27	43	27	44	28	47	30	73	46	36	23	2	1	49	31	65	41	30	19	14	9	30	19	55	35	63	40	10	6
Total	77	16	143	30	141	29	123	25	147	30	229	47	105	22	3	1	150	31	151	31	121	25	63	13	93	19	186	39	175	36	29	6

* Less than 5 students tested

Source:TELPAS data file 7/20/21

Texas English Language Proficiency Assessment System (TELPAS)
2021 Assessment Report

Tanglewood Middle School

Yearly Progress in TELPAS Composite Rating†

Grade	Cohort Size	Gained 1 Proficiency Level		Gained 2 Proficiency Levels		Gained 3 Proficiency Levels		Gained at Least 1 Proficiency Level	
	N	N	%	N	%	N	%	N	%
6	3	*	*	*	*	*	*	*	*
Total	3	*	*	*	*	*	*	*	*

TELPAS Composite Rating

Grade	Number of Students	Beginning		Intermediate		Advanced		Advanced High		Average Composite Score
	N	N	%	N	%	N	%	N	%	
6	27	0	0	15	56	8	30	4	15	2.6
7	6	0	0	4	67	2	33	0	0	2.7
8	13	1	8	5	38	3	23	4	31	3.1
Total	46	1	2	24	52	13	28	8	17	2.7

* Less than 5 students tested

TELPAS Individual Language Domains

	Listening								Speaking								Reading								Writing							
	Beginning		Intermediate		Advanced		Advanced High		Beginning		Intermediate		Advanced		Advanced High		Beginning		Intermediate		Advanced		Advanced High		Beginning		Intermediate		Advanced		Advanced High	
Grade	N	%	N	%	N	%	N	%	N	%	N	%	N	%	N	%	N	%	N	%	N	%	N	%	N	%	N	%	N	%	N	%
6	2	7	11	41	5	19	9	33	7	26	11	41	8	30	1	4	7	26	7	26	8	30	5	19	2	5	9	21	13	31	18	43
7	1	14	1	14	4	57	1	14	1	14	5	71	1	14	0	0	2	33	2	33	1	17	1	17	2	5	4	9	9	21	28	65
8	0	0	1	8	4	31	8	62	5	38	2	15	6	46	0	0	2	15	3	23	4	31	4	31	1	3	3	8	5	14	28	76
Total	3	6	13	28	13	28	18	38	13	28	18	38	15	32	1	2	11	24	12	26	13	28	10	22	5	4	16	13	27	22	74	61

* Less than 5 students tested

Source:TELPAS data file 7/20/21

Texas English Language Proficiency Assessment System (TELPAS)
2021 Assessment Report

Thomas Middle School

Yearly Progress in TELPAS Composite Rating†

Grade	Cohort Size	Gained 1 Proficiency Level		Gained 2 Proficiency Levels		Gained 3 Proficiency Levels		Gained at Least 1 Proficiency Level	
	N	N	%	N	%	N	%	N	%
6	10	1	10	0	0	0	0	1	10
8	2	*	*	*	*	*	*	*	*
Total	12	1	8	0	0	0	0	1	8

* Less than 5 students tested

TELPAS Composite Rating

Grade	Number of Students	Beginning		Intermediate		Advanced		Advanced High		Average Composite Score
	N	N	%	N	%	N	%	N	%	
6	28	6	21	17	61	5	18	0	0	2.0
7	26	1	4	19	73	4	15	2	8	2.1
8	28	3	11	16	57	9	32	0	0	2.4
Total	82	10	12	52	63	18	22	2	2	2.2

TELPAS Individual Language Domains

	Listening								Speaking								Reading								Writing							
	Beginning		Intermediate		Advanced		Advanced High		Beginning		Intermediate		Advanced		Advanced High		Beginning		Intermediate		Advanced		Advanced High		Beginning		Intermediate		Advanced		Advanced High	
Grade	N	%	N	%	N	%	N	%	N	%	N	%	N	%	N	%	N	%	N	%	N	%	N	%	N	%	N	%	N	%	N	%
6	4	14	12	41	11	38	2	7	10	34	12	41	7	24	0	0	10	34	9	31	7	24	3	10	15	54	12	43	1	4	0	0
7	3	11	12	44	10	37	2	7	8	30	16	59	3	11	0	0	5	18	14	50	5	18	4	14	13	46	11	39	3	11	1	4
8	2	7	8	29	8	29	10	36	8	29	16	57	4	14	0	0	3	10	11	35	13	42	4	13	11	34	14	44	6	19	1	3
Total	9	11	32	38	29	35	14	17	26	31	44	52	14	17	0	0	18	20	34	39	25	28	11	13	39	44	37	42	10	11	2	2

* Less than 5 students tested

Source:TELPAS data file 7/20/21

Texas English Language Proficiency Assessment System (TELPAS)
2021 Assessment Report

Welch Middle School

Yearly Progress in TELPAS Composite Rating†

Grade	Cohort Size	Gained 1 Proficiency Level		Gained 2 Proficiency Levels		Gained 3 Proficiency Levels		Gained at Least 1 Proficiency Level	
	N	N	%	N	%	N	%	N	%
6	15	3	20	0	0	0	0	3	20
7	7	0	0	0	0	0	0	0	0
8	10	4	40	0	0	0	0	4	40
Total	32	7	22	0	0	0	0	7	22

* Less than 5 students tested

TELPAS Composite Rating

Grade	Number of Students	Beginning		Intermediate		Advanced		Advanced High		Average Composite Score
	N	N	%	N	%	N	%	N	%	
6	55	5	9	25	45	19	35	6	11	2.6
7	53	5	9	22	42	24	45	2	4	2.5
8	61	9	15	21	34	24	39	7	11	2.4
Total	169	19	11	68	40	67	40	15	9	2.5

TELPAS Individual Language Domains

	Listening								Speaking								Reading								Writing							
	Beginning		Intermediate		Advanced		Advanced High		Beginning		Intermediate		Advanced		Advanced High		Beginning		Intermediate		Advanced		Advanced High		Beginning		Intermediate		Advanced		Advanced High	
Grade	N	%	N	%	N	%	N	%	N	%	N	%	N	%	N	%	N	%	N	%	N	%	N	%	N	%	N	%	N	%	N	%
6	10	12	31	37	17	20	25	30	26	31	31	37	24	29	2	2	21	25	23	27	23	27	18	21	6	10	16	28	20	34	16	28
7	10	15	12	18	23	34	22	33	26	39	28	42	12	18	1	1	19	28	17	25	22	32	11	16	5	8	18	28	29	45	13	20
8	18	19	27	28	22	23	29	30	37	39	37	39	20	21	2	2	17	19	37	42	27	31	7	8	11	16	24	35	21	31	12	18
Total	38	15	70	28	62	25	76	31	89	36	96	39	56	23	5	2	57	24	77	32	72	30	36	15	22	12	58	30	70	37	41	21

* Less than 5 students tested

Source:TELPAS data file 7/20/21

Texas English Language Proficiency Assessment System (TELPAS)
2021 Assessment Report

West Briar Middle School

Yearly Progress in TELPAS Composite Rating†

Grade	Cohort Size	Gained 1 Proficiency Level		Gained 2 Proficiency Levels		Gained 3 Proficiency Levels		Gained at Least 1 Proficiency Level	
	N	N	%	N	%	N	%	N	%
6	15	11	73	0	0	0	0	11	73
7	1	*	*	*	*	*	*	*	*
8	3	*	*	*	*	*	*	*	*
Total	19	11	58	0	0	0	0	11	58

* Less than 5 students tested

TELPAS Composite Rating

Grade	Number of Students	Beginning		Intermediate		Advanced		Advanced High		Average Composite Score
	N	N	%	N	%	N	%	N	%	
6	43	1	2	8	19	22	51	12	28	3.0
7	30	3	10	5	17	11	37	11	37	2.9
8	46	4	9	8	17	17	37	17	37	2.9
Total	119	8	7	21	18	50	42	40	34	2.9

TELPAS Individual Language Domains

	Listening								Speaking								Reading								Writing							
	Beginning		Intermediate		Advanced		Advanced High		Beginning		Intermediate		Advanced		Advanced High		Beginning		Intermediate		Advanced		Advanced High		Beginning		Intermediate		Advanced		Advanced High	
Grade	N	%	N	%	N	%	N	%	N	%	N	%	N	%	N	%	N	%	N	%	N	%	N	%	N	%	N	%	N	%	N	%
6	2	4	7	16	14	31	22	49	4	9	18	40	18	40	5	11	4	9	7	16	17	38	17	38	3	4	16	24	27	40	21	31
7	3	9	7	21	9	26	15	44	4	12	13	38	14	41	3	9	6	17	6	17	9	26	14	40	5	11	8	18	8	18	23	52
8	5	10	8	16	9	18	29	57	7	14	16	31	25	49	3	6	8	15	12	23	20	38	12	23	7	10	8	11	14	20	41	59
Total	10	8	22	17	32	25	66	51	15	12	47	36	57	44	11	8	18	14	25	19	46	35	43	33	15	8	32	18	49	27	85	47

* Less than 5 students tested

Source:TELPAS data file 7/20/21

Texas English Language Proficiency Assessment System (TELPAS)
2021 Assessment Report

Williams Middle School

Yearly Progress in TELPAS Composite Rating†

Grade	Cohort Size	Gained 1 Proficiency Level		Gained 2 Proficiency Levels		Gained 3 Proficiency Levels		Gained at Least 1 Proficiency Level	
	N	N	%	N	%	N	%	N	%
6	5	1	20	0	0	0	0	1	20
7	1	*	*	*	*	*	*	*	*
Total	6	1	17	0	0	0	0	1	17

* Less than 5 students tested

TELPAS Composite Rating

Grade	Number of Students	Beginning		Intermediate		Advanced		Advanced High		Average Composite Score
	N	N	%	N	%	N	%	N	%	
6	38	3	8	22	58	11	29	2	5	2.3
7	26	4	15	16	62	6	23	0	0	2.1
8	44	9	20	19	43	12	27	4	9	2.3
Total	108	16	15	57	53	29	27	6	6	2.2

TELPAS Individual Language Domains

	Listening								Speaking								Reading								Writing							
	Beginning		Intermediate		Advanced		Advanced High		Beginning		Intermediate		Advanced		Advanced High		Beginning		Intermediate		Advanced		Advanced High		Beginning		Intermediate		Advanced		Advanced High	
Grade	N	%	N	%	N	%	N	%	N	%	N	%	N	%	N	%	N	%	N	%	N	%	N	%	N	%	N	%	N	%	N	%
6	10	19	23	43	8	15	13	24	16	30	31	57	7	13	0	0	16	28	25	44	11	19	5	9	4	11	16	42	13	34	5	13
7	10	29	14	40	7	20	4	11	13	37	21	60	1	3	0	0	15	43	12	34	3	9	5	14	6	21	6	21	11	38	6	21
8	12	24	16	31	7	14	16	31	25	49	19	37	7	14	0	0	16	31	16	31	9	18	10	20	5	11	13	28	19	41	9	20
Total	32	23	53	38	22	16	33	24	54	39	71	51	15	11	0	0	47	33	53	37	23	16	20	14	15	13	35	31	43	38	20	18

* Less than 5 students tested

Source:TELPAS data file 7/20/21

Campus Level Reports
High Schools
TELPAS Performance
Spring 2021

Texas English Language Proficiency Assessment System (TELPAS)
2021 Assessment Report

Austin High School

Yearly Progress in TELPAS Composite Rating†

Grade	Cohort Size	Gained 1 Proficiency Level		Gained 2 Proficiency Levels		Gained 3 Proficiency Levels		Gained at Least 1 Proficiency Level	
	N	N	%	N	%	N	%	N	%
9	5	3	60	0	0	0	0	3	60
10	1	*	*	*	*	*	*	*	*
11	1	*	*	*	*	*	*	*	*
Total	7	4	57	0	0	0	0	4	57

* Less than 5 students tested

TELPAS Composite Rating

Grade	Number of Students	Beginning		Intermediate		Advanced		Advanced High		Average Composite Score
	N	N	%	N	%	N	%	N	%	
9	148	23	16	60	41	47	32	18	12	2.5
10	126	8	6	56	44	58	46	4	3	2.5
11	83	5	6	48	58	24	29	6	7	2.6
12	77	3	4	38	49	26	34	10	13	2.7
Total	434	39	9	202	47	155	36	38	9	2.5

TELPAS Individual Language Domains

	Listening								Speaking								Reading								Writing							
	Beginning		Intermediate		Advanced		Advanced High		Beginning		Intermediate		Advanced		Advanced High		Beginning		Intermediate		Advanced		Advanced High		Beginning		Intermediate		Advanced		Advanced High	
Grade	N	%	N	%	N	%	N	%	N	%	N	%	N	%	N	%	N	%	N	%	N	%	N	%	N	%	N	%	N	%	N	%
9	23	16	41	28	64	43	20	14	63	43	41	28	39	26	5	3	32	22	67	45	33	22	16	11	17	11	20	14	45	30	66	45
10	15	12	31	25	61	48	19	15	50	40	35	28	38	30	3	2	20	16	67	53	34	27	5	4	8	6	16	13	41	33	61	48
11	10	12	28	34	35	42	10	12	32	39	29	35	16	19	6	7	19	23	44	53	13	16	7	8	3	4	6	7	15	18	59	71
12	5	6	19	25	37	48	16	21	31	40	18	23	26	34	2	3	11	14	36	47	20	26	10	13	3	4	3	4	28	36	43	56
Total	53	12	119	27	197	45	65	15	176	41	123	28	119	27	16	4	82	19	214	49	100	23	38	9	31	7	45	10	129	30	229	53

* Less than 5 students tested

Source:TELPAS data file 7/20/21

Texas English Language Proficiency Assessment System (TELPAS)
2021 Assessment Report

Bellaire High School

Yearly Progress in TELPAS Composite Rating†

Grade	Cohort Size	Gained 1 Proficiency Level		Gained 2 Proficiency Levels		Gained 3 Proficiency Levels		Gained at Least 1 Proficiency Level	
	N	N	%	N	%	N	%	N	%
9	4	*	*	*	*	*	*	*	*
10	1	*	*	*	*	*	*	*	*
Total	5	1	20	0	0	0	0	1	20

TELPAS Composite Rating

Grade	Number of Students	Beginning		Intermediate		Advanced		Advanced High		Average Composite Score
	N	N	%	N	%	N	%	N	%	
9	36	3	8	14	39	11	31	8	22	2.6
10	27	5	19	9	33	11	41	2	7	2.5
11	11	0	0	6	55	4	36	1	9	2.5
12	2	*	*	*	*	*	*	*	*	*
Total	76	8	11	31	41	26	34	11	14	2.5

* Less than 5 students tested

TELPAS Individual Language Domains

	Listening								Speaking								Reading								Writing							
	Beginning		Intermediate		Advanced		Advanced High		Beginning		Intermediate		Advanced		Advanced High		Beginning		Intermediate		Advanced		Advanced High		Beginning		Intermediate		Advanced		Advanced High	
Grade	N	%	N	%	N	%	N	%	N	%	N	%	N	%	N	%	N	%	N	%	N	%	N	%	N	%	N	%	N	%	N	%
9	13	24	13	24	18	33	11	20	19	35	13	24	17	31	6	11	16	29	20	36	10	18	9	16	1	1	18	26	28	41	22	32
10	11	26	7	17	14	33	10	24	11	26	10	24	18	43	3	7	9	21	20	48	9	21	4	10	1	1	27	40	17	25	22	33
11	1	7	9	64	1	7	3	21	3	21	5	36	4	29	2	14	1	7	10	71	1	7	2	14	1	3	10	25	16	40	13	33
12	*	*	*	*	*	*	*	*	*	*	*	*	*	*	*	*	*	*	*	*	*	*	*	*	0	0	10	24	18	44	13	32
Total	25	22	31	27	33	29	24	21	33	29	30	27	39	35	11	10	28	25	50	44	20	18	15	13	3	1	65	30	79	36	70	32

* Less than 5 students tested

Source:TELPAS data file 7/20/21

Texas English Language Proficiency Assessment System (TELPAS)
2021 Assessment Report

Carnegie Vanguard High School

Yearly Progress in TELPAS Composite Rating†

Grade	Cohort Size	Gained 1 Proficiency Level		Gained 2 Proficiency Levels		Gained 3 Proficiency Levels		Gained at Least 1 Proficiency Level	
	N	N	%	N	%	N	%	N	%
9	1	*	*	*	*	*	*	*	*
Total	1	*	*	*	*	*	*	*	*

TELPAS Composite Rating

Grade	Number of Students	Beginning		Intermediate		Advanced		Advanced High		Average Composite Score
	N	N	%	N	%	N	%	N	%	
9	4	*	*	*	*	*	*	*	*	*
10	1	*	*	*	*	*	*	*	*	*
12	1	*	*	*	*	*	*	*	*	*
Total	6	0	0	1	17	1	17	4	67	3.5

* Less than 5 students tested

TELPAS Individual Language Domains

	Listening								Speaking								Reading								Writing							
	Beginning		Intermediate		Advanced		Advanced High		Beginning		Intermediate		Advanced		Advanced High		Beginning		Intermediate		Advanced		Advanced High		Beginning		Intermediate		Advanced		Advanced High	
Grade	N	%	N	%	N	%	N	%	N	%	N	%	N	%	N	%	N	%	N	%	N	%	N	%	N	%	N	%	N	%	N	%
9	*	*	*	*	*	*	*	*	*	*	*	*	*	*	*	*	*	*	*	*	*	*	*	*	*	*	*	*	*	*	*	*
10	*	*	*	*	*	*	*	*	*	*	*	*	*	*	*	*	*	*	*	*	*	*	*	*	*	*	*	*	*	*	*	*
12	*	*	*	*	*	*	*	*	*	*	*	*	*	*	*	*	*	*	*	*	*	*	*	*	*	*	*	*	*	*	*	*
Total	0	0	0	0	3	50	3	50	1	17	0	0	3	50	2	33	0	0	0	0	2	33	4	67	0	0	0	0	1	17	5	83

* Less than 5 students tested

Source:TELPAS data file 7/20/21

Texas English Language Proficiency Assessment System (TELPAS)
2021 Assessment Report

Challenge Early College High School

Yearly Progress in TELPAS Composite Rating†

Grade	Cohort Size	Gained 1 Proficiency Level		Gained 2 Proficiency Levels		Gained 3 Proficiency Levels		Gained at Least 1 Proficiency Level	
	N	N	%	N	%	N	%	N	%
9	6	0	0	0	0	0	0	0	0
10	7	5	71	0	0	0	0	5	71
11	2	*	*	*	*	*	*	*	*
Total	15	7	47	0	0	0	0	7	47

* Less than 5 students tested

TELPAS Composite Rating

Grade	Number of Students	Beginning		Intermediate		Advanced		Advanced High		Average Composite Score
	N	N	%	N	%	N	%	N	%	
9	19	0	0	3	16	10	53	6	32	3.1
10	11	0	0	0	0	3	27	8	73	3.6
11	2	*	*	*	*	*	*	*	*	*
Total	32	0	0	3	9	14	44	15	47	3.3

TELPAS Individual Language Domains

	Listening								Speaking								Reading								Writing							
	Beginning		Intermediate		Advanced		Advanced High		Beginning		Intermediate		Advanced		Advanced High		Beginning		Intermediate		Advanced		Advanced High		Beginning		Intermediate		Advanced		Advanced High	
Grade	N	%	N	%	N	%	N	%	N	%	N	%	N	%	N	%	N	%	N	%	N	%	N	%	N	%	N	%	N	%	N	%
9	0	0	1	5	12	63	6	32	2	11	7	37	8	42	2	11	0	0	1	5	6	32	12	63	0	0	7	37	5	26	7	37
10	0	0	0	0	4	36	7	64	0	0	2	18	6	55	3	27	0	0	0	0	1	9	10	91	0	0	0	0	2	18	9	82
11	*	*	*	*	*	*	*	*	*	*	*	*	*	*	*	*	*	*	*	*	*	*	*	*	*	*	*	*	*	*	*	*
Total	0	0	1	3	18	56	13	41	2	6	10	31	15	47	5	16	0	0	1	3	8	25	23	72	0	0	7	22	8	25	17	53

* Less than 5 students tested

Source:TELPAS data file 7/20/21

Texas English Language Proficiency Assessment System (TELPAS)
2021 Assessment Report

Chavez High School

Yearly Progress in TELPAS Composite Rating†

Grade	Cohort Size	Gained 1 Proficiency Level		Gained 2 Proficiency Levels		Gained 3 Proficiency Levels		Gained at Least 1 Proficiency Level	
	N	N	%	N	%	N	%	N	%
9	115	12	10	2	2	0	0	14	12
10	1	*	*	*	*	*	*	*	*
11	1	*	*	*	*	*	*	*	*
Total	117	13	11	2	2	0	0	15	13

* Less than 5 students tested

TELPAS Composite Rating

Grade	Number of Students	Beginning		Intermediate		Advanced		Advanced High		Average Composite Score
	N	N	%	N	%	N	%	N	%	
9	193	27	14	89	46	63	33	14	7	2.4
10	160	18	11	74	46	49	31	19	12	2.6
11	88	6	7	38	43	31	35	13	15	2.7
12	56	3	5	24	43	20	36	9	16	2.7
Total	497	54	11	225	45	163	33	55	11	2.5

TELPAS Individual Language Domains

	Listening								Speaking								Reading								Writing							
	Beginning		Intermediate		Advanced		Advanced High		Beginning		Intermediate		Advanced		Advanced High		Beginning		Intermediate		Advanced		Advanced High		Beginning		Intermediate		Advanced		Advanced High	
Grade	N	%	N	%	N	%	N	%	N	%	N	%	N	%	N	%	N	%	N	%	N	%	N	%	N	%	N	%	N	%	N	%
9	43	20	83	38	75	34	19	9	111	50	57	26	47	21	5	2	53	24	73	33	65	29	32	14	26	13	29	14	55	27	97	47
10	20	11	59	32	76	42	28	15	93	51	42	23	45	25	3	2	32	17	77	42	42	23	33	18	16	9	21	12	33	19	100	59
11	12	12	28	28	44	44	16	16	39	39	25	25	33	33	3	3	15	15	34	34	28	28	22	22	6	6	12	13	18	19	60	63
12	6	10	17	27	32	52	7	11	22	35	17	27	22	35	1	2	10	16	26	41	15	24	12	19	1	2	5	8	26	41	32	50
Total	81	14	187	33	227	40	70	12	265	47	141	25	147	26	12	2	110	19	210	37	150	26	99	17	49	9	67	12	132	25	289	54

* Less than 5 students tested

Source:TELPAS data file 7/20/21

Texas English Language Proficiency Assessment System (TELPAS)
2021 Assessment Report

DeBakey High School for Health Professions

Yearly Progress in TELPAS Composite Rating†

Grade	Cohort Size	Gained 1 Proficiency Level		Gained 2 Proficiency Levels		Gained 3 Proficiency Levels		Gained at Least 1 Proficiency Level	
	N	N	%	N	%	N	%	N	%
9	4	*	*	*	*	*	*	*	*
Total	4	*	*	*	*	*	*	*	*

TELPAS Composite Rating

Grade	Number of Students	Beginning		Intermediate		Advanced		Advanced High		Average Composite Score
	N	N	%	N	%	N	%	N	%	
9	11	0	0	0	0	4	36	7	64	3.6
10	4	*	*	*	*	*	*	*	*	*
11	1	*	*	*	*	*	*	*	*	*
Total	16	0	0	0	0	5	31	11	69	3.6

* Less than 5 students tested

TELPAS Individual Language Domains

	Listening								Speaking								Reading								Writing							
	Beginning		Intermediate		Advanced		Advanced High		Beginning		Intermediate		Advanced		Advanced High		Beginning		Intermediate		Advanced		Advanced High		Beginning		Intermediate		Advanced		Advanced High	
Grade	N	%	N	%	N	%	N	%	N	%	N	%	N	%	N	%	N	%	N	%	N	%	N	%	N	%	N	%	N	%	N	%
9	0	0	0	0	5	42	7	58	0	0	0	0	8	67	4	33	0	0	0	0	2	17	10	83	0	0	1	9	4	36	6	55
10	0	0	0	0	1	20	4	80	0	0	1	20	3	60	1	20	0	0	0	0	0	0	5	100	*	*	*	*	*	*	*	*
11	*	*	*	*	*	*	*	*	*	*	*	*	*	*	*	*	*	*	*	*	*	*	*	*	*	*	*	*	*	*	*	*
Total	0	0	0	0	6	33	12	67	0	0	1	6	11	61	6	33	0	0	0	0	2	11	16	89	0	0	1	6	6	38	9	56

* Less than 5 students tested

Source:TELPAS data file 7/20/21

Texas English Language Proficiency Assessment System (TELPAS)
2021 Assessment Report

East Early College High School

Yearly Progress in TELPAS Composite Rating†

Grade	Cohort Size	Gained 1 Proficiency Level		Gained 2 Proficiency Levels		Gained 3 Proficiency Levels		Gained at Least 1 Proficiency Level	
	N	N	%	N	%	N	%	N	%
9	2	*	*	*	*	*	*	*	*
Total	2	*	*	*	*	*	*	*	*

TELPAS Composite Rating

Grade	Number of Students	Beginning		Intermediate		Advanced		Advanced High		Average Composite Score
	N	N	%	N	%	N	%	N	%	
9	14	0	0	3	21	4	29	7	50	3.4
10	12	0	0	1	8	7	58	4	33	3.2
11	7	0	0	0	0	1	14	6	86	3.6
Total	33	0	0	4	12	12	36	17	52	3.4

* Less than 5 students tested

TELPAS Individual Language Domains

	Listening								Speaking								Reading								Writing							
	Beginning		Intermediate		Advanced		Advanced High		Beginning		Intermediate		Advanced		Advanced High		Beginning		Intermediate		Advanced		Advanced High		Beginning		Intermediate		Advanced		Advanced High	
Grade	N	%	N	%	N	%	N	%	N	%	N	%	N	%	N	%	N	%	N	%	N	%	N	%	N	%	N	%	N	%	N	%
9	0	0	1	7	6	43	7	50	3	21	3	21	7	50	1	7	0	0	1	7	1	7	12	86	0	0	0	0	3	21	11	79
10	0	0	2	17	6	50	4	33	0	0	2	17	8	67	2	17	0	0	2	15	5	38	6	46	0	0	2	15	6	46	5	38
11	0	0	0	0	1	14	6	86	0	0	1	14	4	57	2	29	0	0	0	0	1	14	6	86	0	0	0	0	3	43	4	57
Total	0	0	3	9	13	39	17	52	3	9	6	18	19	58	5	15	0	0	3	9	7	21	24	71	0	0	2	6	12	35	20	59

* Less than 5 students tested

Source:TELPAS data file 7/20/21

Texas English Language Proficiency Assessment System (TELPAS)
2021 Assessment Report

Eastwood Academy High School

Yearly Progress in TELPAS Composite Rating†

Grade	Cohort Size	Gained 1 Proficiency Level		Gained 2 Proficiency Levels		Gained 3 Proficiency Levels		Gained at Least 1 Proficiency Level	
	N	N	%	N	%	N	%	N	%
9	1	*	*	*	*	*	*	*	*
Total	1	*	*	*	*	*	*	*	*

TELPAS Composite Rating

Grade	Number of Students	Beginning		Intermediate		Advanced		Advanced High		Average Composite Score
	N	N	%	N	%	N	%	N	%	
9	12	0	0	2	17	5	42	5	42	3.2
10	12	0	0	0	0	3	25	9	75	3.5
11	4	*	*	*	*	*	*	*	*	*
12	2	*	*	*	*	*	*	*	*	*
Total	30	0	0	2	7	11	37	17	57	3.4

* Less than 5 students tested

TELPAS Individual Language Domains

	Listening								Speaking								Reading								Writing							
	Beginning		Intermediate		Advanced		Advanced High		Beginning		Intermediate		Advanced		Advanced High		Beginning		Intermediate		Advanced		Advanced High		Beginning		Intermediate		Advanced		Advanced High	
Grade	N	%	N	%	N	%	N	%	N	%	N	%	N	%	N	%	N	%	N	%	N	%	N	%	N	%	N	%	N	%	N	%
9	0	0	2	17	5	42	5	42	2	17	5	42	4	33	1	8	1	8	0	0	4	33	7	58	0	0	0	0	6	50	6	50
10	0	0	0	0	6	50	6	50	0	0	3	25	6	50	3	25	0	0	0	0	5	42	7	58	0	0	0	0	1	8	11	92
11	*	*	*	*	*	*	*	*	*	*	*	*	*	*	*	*	*	*	*	*	*	*	*	*	*	*	*	*	*	*	*	*
12	*	*	*	*	*	*	*	*	*	*	*	*	*	*	*	*	*	*	*	*	*	*	*	*	*	*	*	*	*	*	*	*
Total	0	0	2	7	13	43	15	50	2	7	10	33	13	43	5	17	1	3	0	0	12	40	17	57	0	0	0	0	9	30	21	70

* Less than 5 students tested

Source:TELPAS data file 7/20/21

Texas English Language Proficiency Assessment System (TELPAS)
2021 Assessment Report

Energized for STEM Academy Central High School

Yearly Progress in TELPAS Composite Rating†

Grade	Cohort Size	Gained 1 Proficiency Level		Gained 2 Proficiency Levels		Gained 3 Proficiency Levels		Gained at Least 1 Proficiency Level	
	N	N	%	N	%	N	%	N	%
9	6	4	67	0	0	0	0	4	67
10	58	15	26	0	0	0	0	15	26
11	45	15	33	2	4	0	0	17	38
12	50	16	32	1	2	0	0	17	34
Total	159	50	31	3	2	0	0	53	33

* Less than 5 students tested

TELPAS Composite Rating

Grade	Number of Students	Beginning		Intermediate		Advanced		Advanced High		Average Composite Score
	N	N	%	N	%	N	%	N	%	
9	156	6	4	96	62	42	27	12	8	2.6
10	72	2	3	36	50	26	36	8	11	2.8
11	64	0	0	33	52	14	22	17	27	2.9
12	71	4	6	37	52	17	24	13	18	2.8
Total	363	12	3	202	56	99	27	50	14	2.7

TELPAS Individual Language Domains

	Listening								Speaking								Reading								Writing							
	Beginning		Intermediate		Advanced		Advanced High		Beginning		Intermediate		Advanced		Advanced High		Beginning		Intermediate		Advanced		Advanced High		Beginning		Intermediate		Advanced		Advanced High	
Grade	N	%	N	%	N	%	N	%	N	%	N	%	N	%	N	%	N	%	N	%	N	%	N	%	N	%	N	%	N	%	N	%
9	12	8	49	31	68	44	27	17	93	60	38	24	24	15	1	1	14	9	54	35	45	29	43	28	0	0	31	20	53	34	72	46
10	4	5	18	24	37	50	15	20	33	45	27	36	13	18	1	1	8	11	23	31	20	27	23	31	0	0	8	11	16	22	48	67
11	3	5	13	20	34	52	15	23	30	46	12	18	18	28	5	8	0	0	28	42	12	18	26	39	0	0	4	6	21	32	40	62
12	7	10	16	22	29	40	20	28	35	49	16	22	19	26	2	3	8	11	21	29	16	22	27	38	0	0	12	17	9	13	50	70
Total	26	7	96	26	168	46	77	21	191	52	93	25	74	20	9	2	30	8	126	34	93	25	119	32	0	0	55	15	99	27	210	58

* Less than 5 students tested

Source:TELPAS data file 7/20/21

Texas English Language Proficiency Assessment System (TELPAS)
2021 Assessment Report

Energy Institute High School

No Progress Data Available

TELPAS Composite Rating

Grade	Number of Students	Beginning		Intermediate		Advanced		Advanced High		Average Composite Score
	N	N	%	N	%	N	%	N	%	
9	6	0	0	0	0	4	67	2	33	3.5
10	15	0	0	4	27	9	60	2	13	3.0
11	5	0	0	1	20	1	20	3	60	3.4
12	2	*	*	*	*	*	*	*	*	*
Total	28	0	0	5	18	15	54	8	29	3.2

TELPAS Individual Language Domains

	Listening								Speaking								Reading								Writing							
	Beginning		Intermediate		Advanced		Advanced High		Beginning		Intermediate		Advanced		Advanced High		Beginning		Intermediate		Advanced		Advanced High		Beginning		Intermediate		Advanced		Advanced High	
Grade	N	%	N	%	N	%	N	%	N	%	N	%	N	%	N	%	N	%	N	%	N	%	N	%	N	%	N	%	N	%	N	%
9	0	0	0	0	2	33	4	67	0	0	2	33	2	33	2	33	0	0	1	17	2	33	3	50	0	0	0	0	2	29	5	71
10	0	0	1	7	9	60	5	33	3	20	4	27	4	27	4	27	0	0	5	33	5	33	5	33	0	0	3	18	12	71	2	12
11	0	0	0	0	1	20	4	80	1	20	1	20	2	40	1	20	0	0	1	20	2	40	2	40	0	0	0	0	0	0	5	100
12	*	*	*	*	*	*	*	*	*	*	*	*	*	*	*	*	*	*	*	*	*	*	*	*	*	*	*	*	*	*	*	*
Total	0	0	1	4	12	43	15	54	4	14	8	29	8	29	8	29	0	0	7	25	11	39	10	36	0	0	3	10	14	45	14	45

* Less than 5 students tested

Source:TELPAS data file 7/20/21

Texas English Language Proficiency Assessment System (TELPAS)
2021 Assessment Report

Furr High School

Yearly Progress in TELPAS Composite Rating†

Grade	Cohort Size	Gained 1 Proficiency Level		Gained 2 Proficiency Levels		Gained 3 Proficiency Levels		Gained at Least 1 Proficiency Level	
	N	N	%	N	%	N	%	N	%
9	1	*	*	*	*	*	*	*	*
10	2	*	*	*	*	*	*	*	*
Total	3	*	*	*	*	*	*	*	*

TELPAS Composite Rating

Grade	Number of Students	Beginning		Intermediate		Advanced		Advanced High		Average Composite Score
	N	N	%	N	%	N	%	N	%	
9	68	10	15	35	51	22	32	1	1	2.3
10	33	6	18	11	33	15	45	1	3	2.3
11	23	2	9	12	52	9	39	0	0	2.3
12	11	4	36	5	45	1	9	1	9	2.1
Total	135	22	16	63	47	47	35	3	2	2.3

* Less than 5 students tested

TELPAS Individual Language Domains

	Listening								Speaking								Reading								Writing							
	Beginning		Intermediate		Advanced		Advanced High		Beginning		Intermediate		Advanced		Advanced High		Beginning		Intermediate		Advanced		Advanced High		Beginning		Intermediate		Advanced		Advanced High	
Grade	N	%	N	%	N	%	N	%	N	%	N	%	N	%	N	%	N	%	N	%	N	%	N	%	N	%	N	%	N	%	N	%
9	16	18	34	38	30	34	9	10	44	49	24	27	21	24	0	0	28	31	35	39	17	19	9	10	3	4	20	27	29	39	22	30
10	10	20	19	39	19	39	1	2	19	39	18	37	11	22	1	2	21	43	16	33	10	20	2	4	3	8	10	26	11	28	15	38
11	7	20	18	51	10	29	0	0	17	49	9	26	9	26	0	0	13	37	18	51	4	11	0	0	1	4	5	18	11	39	11	39
12	6	43	3	21	4	29	1	7	9	64	4	29	0	0	1	7	6	43	5	36	2	14	1	7	1	8	3	25	2	17	6	50
Total	39	21	74	40	63	34	11	6	89	48	55	29	41	22	2	1	68	36	74	40	33	18	12	6	8	5	38	25	53	35	54	35

* Less than 5 students tested

Source:TELPAS data file 7/20/21

Texas English Language Proficiency Assessment System (TELPAS)
2021 Assessment Report

Houston Academy for International Studies

Yearly Progress in TELPAS Composite Rating†

Grade	Cohort Size	Gained 1 Proficiency Level		Gained 2 Proficiency Levels		Gained 3 Proficiency Levels		Gained at Least 1 Proficiency Level	
	N	N	%	N	%	N	%	N	%
9	1	*	*	*	*	*	*	*	*
Total	1	*	*	*	*	*	*	*	*

TELPAS Composite Rating

Grade	Number of Students	Beginning		Intermediate		Advanced		Advanced High		Average Composite Score
	N	N	%	N	%	N	%	N	%	
9	9	0	0	0	0	3	33	6	67	3.5
10	1	*	*	*	*	*	*	*	*	*
11	4	*	*	*	*	*	*	*	*	*
12	1	*	*	*	*	*	*	*	*	*
Total	15	0	0	0	0	4	27	11	73	3.5

* Less than 5 students tested

TELPAS Individual Language Domains

	Listening								Speaking								Reading								Writing							
	Beginning		Intermediate		Advanced		Advanced High		Beginning		Intermediate		Advanced		Advanced High		Beginning		Intermediate		Advanced		Advanced High		Beginning		Intermediate		Advanced		Advanced High	
Grade	N	%	N	%	N	%	N	%	N	%	N	%	N	%	N	%	N	%	N	%	N	%	N	%	N	%	N	%	N	%	N	%
9	0	0	0	0	2	22	7	78	0	0	2	22	4	44	3	33	0	0	1	11	3	33	5	56	0	0	0	0	5	56	4	44
10	*	*	*	*	*	*	*	*	*	*	*	*	*	*	*	*	*	*	*	*	*	*	*	*	*	*	*	*	*	*	*	*
11	*	*	*	*	*	*	*	*	*	*	*	*	*	*	*	*	*	*	*	*	*	*	*	*	*	*	*	*	*	*	*	*
12	*	*	*	*	*	*	*	*	*	*	*	*	*	*	*	*	*	*	*	*	*	*	*	*	*	*	*	*	*	*	*	*
Total	0	0	0	0	5	33	10	67	0	0	3	20	7	47	5	33	0	0	1	7	4	27	10	67	0	0	0	0	6	40	9	60

* Less than 5 students tested

Source:TELPAS data file 7/20/21

Houston Community College Life Skills

No Progress Data Available

No Proficiency Data Available

No Scorable Data Available

Source:TELPAS data file 7/20/21

Texas English Language Proficiency Assessment System (TELPAS)
2021 Assessment Report

Heights High School

Yearly Progress in TELPAS Composite Rating†

Grade	Cohort Size	Gained 1 Proficiency Level		Gained 2 Proficiency Levels		Gained 3 Proficiency Levels		Gained at Least 1 Proficiency Level	
	N	N	%	N	%	N	%	N	%
9	2	*	*	*	*	*	*	*	*
10	1	*	*	*	*	*	*	*	*
Total	3	*	*	*	*	*	*	*	*

TELPAS Composite Rating

Grade	Number of Students	Beginning		Intermediate		Advanced		Advanced High		Average Composite Score
	N	N	%	N	%	N	%	N	%	
9	86	0	0	34	40	29	34	23	27	3.1
10	53	0	0	17	32	19	36	17	32	3.1
11	21	0	0	7	33	9	43	5	24	3.0
12	14	0	0	7	50	5	36	2	14	2.7
Total	174	0	0	65	37	62	36	47	27	3.0

* Less than 5 students tested

TELPAS Individual Language Domains

	Listening								Speaking								Reading								Writing							
	Beginning		Intermediate		Advanced		Advanced High		Beginning		Intermediate		Advanced		Advanced High		Beginning		Intermediate		Advanced		Advanced High		Beginning		Intermediate		Advanced		Advanced High	
Grade	N	%	N	%	N	%	N	%	N	%	N	%	N	%	N	%	N	%	N	%	N	%	N	%	N	%	N	%	N	%	N	%
9	2	2	13	14	48	53	28	31	33	36	16	18	34	37	8	9	3	3	22	24	29	32	36	40	0	0	1	1	16	16	82	83
10	1	2	11	20	25	46	17	31	14	26	11	20	25	46	4	7	2	4	20	36	20	36	13	24	0	0	0	0	9	15	52	85
11	0	0	3	14	12	57	6	29	7	33	6	29	4	19	4	19	1	5	8	38	6	29	6	29	0	0	1	4	5	22	17	74
12	0	0	4	29	10	71	0	0	5	36	6	43	2	14	1	7	1	7	9	60	4	27	1	7	0	0	0	0	2	13	13	87
Total	3	2	31	17	95	53	51	28	59	33	39	22	65	36	17	9	7	4	59	33	59	33	56	31	0	0	2	1	32	16	164	83

* Less than 5 students tested

Source:TELPAS data file 7/20/21

Texas English Language Proficiency Assessment System (TELPAS)
2021 Assessment Report

Sam Houston Math, Science, &Technology Center

Yearly Progress in TELPAS Composite Rating†

Grade	Cohort Size	Gained 1 Proficiency Level		Gained 2 Proficiency Levels		Gained 3 Proficiency Levels		Gained at Least 1 Proficiency Level	
	N	N	%	N	%	N	%	N	%
9	39	3	8	0	0	0	0	3	8
10	138	24	17	0	0	0	0	24	17
11	72	12	17	1	1	0	0	13	18
12	34	8	24	0	0	0	0	8	24
Total	283	47	17	1	0	0	0	48	17

* Less than 5 students tested

TELPAS Composite Rating

Grade	Number of Students	Beginning		Intermediate		Advanced		Advanced High		Average Composite Score
	N	N	%	N	%	N	%	N	%	
9	133	23	17	76	57	25	19	9	7	2.3
10	150	27	18	85	57	35	23	3	2	2.2
11	82	9	11	60	73	11	13	2	2	2.2
12	40	5	13	22	55	11	28	2	5	2.5
Total	405	64	16	243	60	82	20	16	4	2.3

TELPAS Individual Language Domains

	Listening								Speaking								Reading								Writing							
	Beginning		Intermediate		Advanced		Advanced High		Beginning		Intermediate		Advanced		Advanced High		Beginning		Intermediate		Advanced		Advanced High		Beginning		Intermediate		Advanced		Advanced High	
Grade	N	%	N	%	N	%	N	%	N	%	N	%	N	%	N	%	N	%	N	%	N	%	N	%	N	%	N	%	N	%	N	%
9	42	22	68	36	65	34	14	7	122	65	44	23	22	12	1	1	45	24	73	39	44	23	27	14	13	7	55	30	80	44	33	18
10	44	21	65	31	82	39	18	9	135	65	50	24	22	11	2	1	44	21	88	42	48	23	29	14	13	7	58	30	77	40	43	23
11	20	20	41	41	33	33	6	6	73	73	18	18	8	8	1	1	21	21	51	51	20	20	8	8	2	2	24	22	46	42	38	35
12	15	19	29	36	30	37	7	9	51	63	19	23	10	12	1	1	15	19	40	49	17	21	9	11	2	4	5	9	20	38	26	49
Total	121	21	203	35	210	36	45	8	381	66	131	23	62	11	5	1	125	22	252	44	129	22	73	13	30	6	142	27	223	42	140	26

* Less than 5 students tested

Source:TELPAS data file 7/20/21

Texas English Language Proficiency Assessment System (TELPAS)
2021 Assessment Report

High School for Law and Justice

Yearly Progress in TELPAS Composite Rating†

Grade	Cohort Size	Gained 1 Proficiency Level		Gained 2 Proficiency Levels		Gained 3 Proficiency Levels		Gained at Least 1 Proficiency Level	
	N	N	%	N	%	N	%	N	%
9	3	*	*	*	*	*	*	*	*
Total	3	*	*	*	*	*	*	*	*

TELPAS Composite Rating

Grade	Number of Students	Beginning		Intermediate		Advanced		Advanced High		Average Composite Score
	N	N	%	N	%	N	%	N	%	
9	13	0	0	1	8	8	62	4	31	3.4
10	6	0	0	1	17	3	50	2	33	3.0
11	1	*	*	*	*	*	*	*	*	*
Total	20	0	0	2	10	12	60	6	30	3.3

* Less than 5 students tested

TELPAS Individual Language Domains

	Listening								Speaking								Reading								Writing							
	Beginning		Intermediate		Advanced		Advanced High		Beginning		Intermediate		Advanced		Advanced High		Beginning		Intermediate		Advanced		Advanced High		Beginning		Intermediate		Advanced		Advanced High	
Grade	N	%	N	%	N	%	N	%	N	%	N	%	N	%	N	%	N	%	N	%	N	%	N	%	N	%	N	%	N	%	N	%
9	0	0	1	6	6	38	9	56	1	6	3	19	5	31	7	44	0	0	0	0	2	13	14	88	0	0	4	31	5	38	4	31
10	0	0	0	0	3	43	4	57	1	14	1	14	5	71	0	0	0	0	3	43	1	14	3	43	0	0	3	50	3	50	0	0
11	*	*	*	*	*	*	*	*	*	*	*	*	*	*	*	*	*	*	*	*	*	*	*	*	*	*	*	*	*	*	*	*
Total	0	0	1	4	9	38	14	58	2	8	4	17	11	46	7	29	0	0	3	13	3	13	18	75	0	0	8	40	8	40	4	20

* Less than 5 students tested

Source:TELPAS data file 7/20/21

Texas English Language Proficiency Assessment System (TELPAS)
2021 Assessment Report

Jones High School

Yearly Progress in TELPAS Composite Rating†

Grade	Cohort Size	Gained 1 Proficiency Level		Gained 2 Proficiency Levels		Gained 3 Proficiency Levels		Gained at Least 1 Proficiency Level	
	N	N	%	N	%	N	%	N	%
9	5	0	0	0	0	0	0	0	0
Total	5	0	0	0	0	0	0	0	0

TELPAS Composite Rating

Grade	Number of Students	Beginning		Intermediate		Advanced		Advanced High		Average Composite Score
	N	N	%	N	%	N	%	N	%	
9	23	0	0	7	30	11	48	5	22	3.0
10	17	2	12	9	53	6	35	0	0	2.3
11	9	2	22	2	22	4	44	1	11	2.4
12	10	0	0	2	20	8	80	0	0	2.8
Total	59	4	7	20	34	29	49	6	10	2.7

* Less than 5 students tested

TELPAS Individual Language Domains

	Listening								Speaking								Reading								Writing							
	Beginning		Intermediate		Advanced		Advanced High		Beginning		Intermediate		Advanced		Advanced High		Beginning		Intermediate		Advanced		Advanced High		Beginning		Intermediate		Advanced		Advanced High	
Grade	N	%	N	%	N	%	N	%	N	%	N	%	N	%	N	%	N	%	N	%	N	%	N	%	N	%	N	%	N	%	N	%
9	1	4	5	21	13	54	5	21	4	17	7	29	8	33	5	21	0	0	8	33	10	42	6	25	0	0	4	17	5	22	14	61
10	3	18	6	35	8	47	0	0	10	59	2	12	5	29	0	0	2	12	11	65	4	24	0	0	2	12	2	12	8	47	5	29
11	3	33	2	22	3	33	1	11	3	33	1	11	3	33	2	22	3	33	4	44	1	11	1	11	1	11	1	11	4	44	3	33
12	0	0	1	10	7	70	2	20	2	20	3	30	5	50	0	0	0	0	3	30	7	70	0	0	0	0	2	20	4	40	4	40
Total	7	12	14	23	31	52	8	13	19	32	13	22	21	35	7	12	5	8	26	43	22	37	7	12	3	5	9	15	21	36	26	44

* Less than 5 students tested

Source:TELPAS data file 7/20/21

Texas English Language Proficiency Assessment System (TELPAS)
2021 Assessment Report

Kashmere High School

Yearly Progress in TELPAS Composite Rating†

Grade	Cohort Size	Gained 1 Proficiency Level		Gained 2 Proficiency Levels		Gained 3 Proficiency Levels		Gained at Least 1 Proficiency Level	
	N	N	%	N	%	N	%	N	%
9	1	*	*	*	*	*	*	*	*
10	1	*	*	*	*	*	*	*	*
11	2	*	*	*	*	*	*	*	*
Total	4	*	*	*	*	*	*	*	*

* Less than 5 students tested

TELPAS Composite Rating

Grade	Number of Students	Beginning		Intermediate		Advanced		Advanced High		Average Composite Score
	N	N	%	N	%	N	%	N	%	
9	46	6	13	20	43	19	41	1	2	2.3
10	44	7	16	21	48	16	36	0	0	2.3
11	18	3	17	8	44	6	33	1	6	2.3
12	20	2	10	4	20	12	60	2	10	2.8
Total	128	18	14	53	41	53	41	4	3	2.4

TELPAS Individual Language Domains

	Listening								Speaking								Reading								Writing							
	Beginning		Intermediate		Advanced		Advanced High		Beginning		Intermediate		Advanced		Advanced High		Beginning		Intermediate		Advanced		Advanced High		Beginning		Intermediate		Advanced		Advanced High	
Grade	N	%	N	%	N	%	N	%	N	%	N	%	N	%	N	%	N	%	N	%	N	%	N	%	N	%	N	%	N	%	N	%
9	5	11	16	35	21	46	4	9	19	41	10	22	16	35	1	2	13	28	21	46	10	22	2	4	7	15	13	28	12	26	15	32
10	10	23	15	34	16	36	3	7	17	39	14	32	12	27	1	2	16	36	23	52	5	11	0	0	5	11	10	22	11	24	19	42
11	4	22	4	22	9	50	1	6	8	44	4	22	6	33	0	0	7	39	9	50	1	6	1	6	2	11	3	17	9	50	4	22
12	3	15	5	25	9	45	3	15	2	10	3	15	13	65	2	10	6	30	8	40	6	30	0	0	0	0	3	14	2	10	16	76
Total	22	17	40	31	55	43	11	9	46	36	31	24	47	37	4	3	42	33	61	48	22	17	3	2	14	11	29	22	34	26	54	41

* Less than 5 students tested

Source:TELPAS data file 7/20/21

Texas English Language Proficiency Assessment System (TELPAS)
2021 Assessment Report

Kinder H.S. for the Performing and Visual Arts

No Progress Data Available

TELPAS Composite Rating

Grade	Number of Students	Beginning		Intermediate		Advanced		Advanced High		Average Composite Score
	N	N	%	N	%	N	%	N	%	
9	5	0	0	0	0	1	20	4	80	3.6
Total	5	0	0	0	0	1	20	4	80	3.6

TELPAS Individual Language Domains

	Listening								Speaking								Reading								Writing							
	Beginning		Intermediate		Advanced		Advanced High		Beginning		Intermediate		Advanced		Advanced High		Beginning		Intermediate		Advanced		Advanced High		Beginning		Intermediate		Advanced		Advanced High	
Grade	N	%	N	%	N	%	N	%	N	%	N	%	N	%	N	%	N	%	N	%	N	%	N	%	N	%	N	%	N	%	N	%
9	0	0	0	0	2	40	3	60	0	0	0	0	4	80	1	20	0	0	1	20	0	0	4	80	0	0	0	0	0	0	5	100
Total	0	0	0	0	2	40	3	60	0	0	0	0	4	80	1	20	0	0	1	20	0	0	4	80	0	0	0	0	0	0	5	100

* Less than 5 students tested

Source:TELPAS data file 7/20/21

Texas English Language Proficiency Assessment System (TELPAS)
2021 Assessment Report

Lamar High School

Yearly Progress in TELPAS Composite Rating†

Grade	Cohort Size	Gained 1 Proficiency Level		Gained 2 Proficiency Levels		Gained 3 Proficiency Levels		Gained at Least 1 Proficiency Level	
	N	N	%	N	%	N	%	N	%
9	9	3	33	0	0	0	0	3	33
10	1	*	*	*	*	*	*	*	*
11	1	*	*	*	*	*	*	*	*
Total	11	5	45	0	0	0	0	5	45

* Less than 5 students tested

TELPAS Composite Rating

Grade	Number of Students	Beginning		Intermediate		Advanced		Advanced High		Average Composite Score
	N	N	%	N	%	N	%	N	%	
9	60	4	7	14	23	27	45	15	25	2.8
10	39	5	13	13	33	15	38	6	15	2.6
11	28	1	4	11	39	11	39	5	18	2.7
12	23	1	4	3	13	13	57	6	26	3.0
Total	150	11	7	41	27	66	44	32	21	2.8

TELPAS Individual Language Domains

	Listening								Speaking								Reading								Writing							
	Beginning		Intermediate		Advanced		Advanced High		Beginning		Intermediate		Advanced		Advanced High		Beginning		Intermediate		Advanced		Advanced High		Beginning		Intermediate		Advanced		Advanced High	
Grade	N	%	N	%	N	%	N	%	N	%	N	%	N	%	N	%	N	%	N	%	N	%	N	%	N	%	N	%	N	%	N	%
9	5	8	13	21	30	49	13	21	15	25	12	20	24	39	10	16	7	11	14	23	18	30	22	36	3	4	17	24	18	25	34	47
10	6	15	10	26	16	41	7	18	10	26	14	36	11	28	4	10	10	26	12	31	10	26	7	18	4	9	7	16	17	39	16	36
11	1	3	11	38	10	34	7	24	9	31	4	14	11	38	5	17	4	14	7	24	11	38	7	24	2	6	9	27	6	18	16	48
12	2	9	6	26	7	30	8	35	1	4	5	22	11	48	6	26	3	13	2	9	10	43	8	35	3	12	2	8	7	27	14	54
Total	14	9	40	26	63	41	35	23	35	23	35	23	57	38	25	16	24	16	35	23	49	32	44	29	12	7	35	20	48	27	80	46

* Less than 5 students tested

Source:TELPAS data file 7/20/21

Texas English Language Proficiency Assessment System (TELPAS)
2021 Assessment Report

Liberty High School

Yearly Progress in TELPAS Composite Rating†

Grade	Cohort Size	Gained 1 Proficiency Level		Gained 2 Proficiency Levels		Gained 3 Proficiency Levels		Gained at Least 1 Proficiency Level	
	N	N	%	N	%	N	%	N	%
11	3	*	*	*	*	*	*	*	*
Total	3	*	*	*	*	*	*	*	*

* Less than 5 students tested

TELPAS Composite Rating

Grade	Number of Students	Beginning		Intermediate		Advanced		Advanced High		Average Composite Score
	N	N	%	N	%	N	%	N	%	
11	107	44	41	52	49	9	8	2	2	1.7
12	63	8	13	25	40	20	32	10	16	2.5
Total	170	52	31	77	45	29	17	12	7	2.0

TELPAS Individual Language Domains

	Listening								Speaking								Reading								Writing							
	Beginning		Intermediate		Advanced		Advanced High		Beginning		Intermediate		Advanced		Advanced High		Beginning		Intermediate		Advanced		Advanced High		Beginning		Intermediate		Advanced		Advanced High	
Grade	N	%	N	%	N	%	N	%	N	%	N	%	N	%	N	%	N	%	N	%	N	%	N	%	N	%	N	%	N	%	N	%
11	87	61	40	28	12	8	4	3	89	62	32	22	19	13	3	2	92	63	40	28	9	6	4	3	27	24	51	46	28	25	5	5
12	23	30	29	38	14	18	11	14	23	30	25	32	19	25	10	13	23	29	32	41	13	17	10	13	1	2	11	17	31	48	22	34
Total	110	50	69	31	26	12	15	7	112	51	57	26	38	17	13	6	115	52	72	32	22	10	14	6	28	16	62	35	59	34	27	15

* Less than 5 students tested

Source:TELPAS data file 7/20/21

Texas English Language Proficiency Assessment System (TELPAS)
2021 Assessment Report

Madison High School

Yearly Progress in TELPAS Composite Rating†

Grade	Cohort Size	Gained 1 Proficiency Level		Gained 2 Proficiency Levels		Gained 3 Proficiency Levels		Gained at Least 1 Proficiency Level	
	N	N	%	N	%	N	%	N	%
9	11	0	0	0	0	0	0	0	0
11	1	*	*	*	*	*	*	*	*
Total	12	1	8	0	0	0	0	1	8

TELPAS Composite Rating

Grade	Number of Students	Beginning		Intermediate		Advanced		Advanced High		Average Composite Score
	N	N	%	N	%	N	%	N	%	
9	112	7	6	57	51	38	34	10	9	2.6
10	78	12	15	34	44	24	31	8	10	2.5
11	66	7	11	25	38	26	39	8	12	2.6
12	45	1	2	20	44	17	38	7	16	2.8
Total	301	27	9	136	45	105	35	33	11	2.6

* Less than 5 students tested

TELPAS Individual Language Domains

	Listening								Speaking								Reading								Writing							
	Beginning		Intermediate		Advanced		Advanced High		Beginning		Intermediate		Advanced		Advanced High		Beginning		Intermediate		Advanced		Advanced High		Beginning		Intermediate		Advanced		Advanced High	
Grade	N	%	N	%	N	%	N	%	N	%	N	%	N	%	N	%	N	%	N	%	N	%	N	%	N	%	N	%	N	%	N	%
9	17	12	44	30	66	46	18	12	73	50	41	28	30	21	1	1	15	10	52	35	47	32	35	23	6	5	19	15	35	28	64	52
10	17	18	29	31	37	40	10	11	41	44	29	31	20	22	3	3	24	25	34	35	27	28	12	12	5	6	14	17	15	18	50	60
11	14	17	25	31	30	37	12	15	27	33	27	33	26	32	1	1	17	19	38	43	17	19	16	18	2	3	14	19	27	36	31	42
12	3	6	13	26	29	58	5	10	16	32	15	30	18	36	1	2	6	12	19	37	19	37	8	15	1	2	2	4	8	16	38	78
Total	51	14	111	30	162	44	45	12	157	43	112	30	94	25	6	2	62	16	143	37	110	28	71	18	14	4	49	15	85	26	183	55

* Less than 5 students tested

Source:TELPAS data file 7/20/21

Texas English Language Proficiency Assessment System (TELPAS)
2021 Assessment Report

Middle College at HCC Fraga

No Progress Data Available

TELPAS Composite Rating

Grade	Number of Students	Beginning		Intermediate		Advanced		Advanced High		Average Composite Score
	N	N	%	N	%	N	%	N	%	
9	11	0	0	5	45	4	36	2	18	3.1
10	6	0	0	2	33	4	67	0	0	2.7
11	9	0	0	4	44	5	56	0	0	2.6
12	1	*	*	*	*	*	*	*	*	*
Total	27	0	0	11	41	14	52	2	7	2.8

TELPAS Individual Language Domains

	Listening								Speaking								Reading								Writing							
	Beginning		Intermediate		Advanced		Advanced High		Beginning		Intermediate		Advanced		Advanced High		Beginning		Intermediate		Advanced		Advanced High		Beginning		Intermediate		Advanced		Advanced High	
Grade	N	%	N	%	N	%	N	%	N	%	N	%	N	%	N	%	N	%	N	%	N	%	N	%	N	%	N	%	N	%	N	%
9	0	0	2	18	5	45	4	36	4	36	3	27	4	36	0	0	0	0	3	27	5	45	3	27	0	0	0	0	1	9	10	91
10	0	0	2	33	3	50	1	17	2	33	0	0	3	50	1	17	0	0	5	83	1	17	0	0	0	0	0	0	4	67	2	33
11	1	11	4	44	4	44	0	0	1	11	3	33	4	44	1	11	2	22	4	44	3	33	0	0	0	0	0	0	5	56	4	44
12	*	*	*	*	*	*	*	*	*	*	*	*	*	*	*	*	*	*	*	*	*	*	*	*	*	*	*	*	*	*	*	*
Total	1	4	8	30	13	48	5	19	7	26	6	22	11	41	3	11	2	7	13	48	9	33	3	11	0	0	0	0	11	41	16	59

* Less than 5 students tested

Source:TELPAS data file 7/20/21

Texas English Language Proficiency Assessment System (TELPAS)
2021 Assessment Report

Middle College at HCC Gulfton

Yearly Progress in TELPAS Composite Rating†

Grade	Cohort Size	Gained 1 Proficiency Level		Gained 2 Proficiency Levels		Gained 3 Proficiency Levels		Gained at Least 1 Proficiency Level	
	N	N	%	N	%	N	%	N	%
9	2	*	*	*	*	*	*	*	*
10	5	2	40	0	0	0	0	2	40
11	6	0	0	0	0	0	0	0	0
Total	13	2	15	0	0	0	0	2	15

* Less than 5 students tested

TELPAS Composite Rating

Grade	Number of Students	Beginning		Intermediate		Advanced		Advanced High		Average Composite Score
	N	N	%	N	%	N	%	N	%	
9	8	0	0	5	63	3	38	0	0	2.2
10	7	0	0	2	29	4	57	1	14	2.7
11	6	0	0	4	67	2	33	0	0	2.2
12	1	*	*	*	*	*	*	*	*	*
Total	22	0	0	11	50	10	45	1	5	2.4

TELPAS Individual Language Domains

	Listening								Speaking								Reading								Writing							
	Beginning		Intermediate		Advanced		Advanced High		Beginning		Intermediate		Advanced		Advanced High		Beginning		Intermediate		Advanced		Advanced High		Beginning		Intermediate		Advanced		Advanced High	
Grade	N	%	N	%	N	%	N	%	N	%	N	%	N	%	N	%	N	%	N	%	N	%	N	%	N	%	N	%	N	%	N	%
9	0	0	5	63	2	25	1	13	4	50	3	38	1	13	0	0	1	13	3	38	2	25	2	25	0	0	8	100	0	0	0	0
10	2	20	1	10	4	40	3	30	4	40	3	30	3	30	0	0	0	0	3	27	5	45	3	27	0	0	6	67	3	33	0	0
11	0	0	3	43	4	57	0	0	4	57	2	29	1	14	0	0	0	0	5	71	2	29	0	0	0	0	4	57	3	43	0	0
12	*	*	*	*	*	*	*	*	*	*	*	*	*	*	*	*	*	*	*	*	*	*	*	*	*	*	*	*	*	*	*	*
Total	2	8	9	35	11	42	4	15	12	46	8	31	6	23	0	0	1	4	11	39	9	32	7	25	0	0	19	73	7	27	0	0

* Less than 5 students tested

Source:TELPAS data file 7/20/21

Texas English Language Proficiency Assessment System (TELPAS)
2021 Assessment Report

Milby High School

Yearly Progress in TELPAS Composite Rating†

Grade	Cohort Size	Gained 1 Proficiency Level		Gained 2 Proficiency Levels		Gained 3 Proficiency Levels		Gained at Least 1 Proficiency Level	
	N	N	%	N	%	N	%	N	%
9	22	7	32	0	0	0	0	7	32
10	90	28	31	0	0	0	0	28	31
11	1	*	*	*	*	*	*	*	*
Total	113	36	32	0	0	0	0	36	32

* Less than 5 students tested

TELPAS Composite Rating

Grade	Number of Students	Beginning		Intermediate		Advanced		Advanced High		Average Composite Score
	N	N	%	N	%	N	%	N	%	
9	140	15	11	68	49	44	31	13	9	2.5
10	159	17	11	73	46	55	35	14	9	2.5
11	88	8	9	40	45	29	33	11	13	2.6
12	66	4	6	26	39	30	45	6	9	2.7
Total	453	44	10	207	46	158	35	44	10	2.6

TELPAS Individual Language Domains

	Listening								Speaking								Reading								Writing							
	Beginning		Intermediate		Advanced		Advanced High		Beginning		Intermediate		Advanced		Advanced High		Beginning		Intermediate		Advanced		Advanced High		Beginning		Intermediate		Advanced		Advanced High	
Grade	N	%	N	%	N	%	N	%	N	%	N	%	N	%	N	%	N	%	N	%	N	%	N	%	N	%	N	%	N	%	N	%
9	24	16	50	34	58	39	16	11	71	48	38	26	32	22	7	5	28	19	53	36	38	26	28	19	6	4	13	9	61	43	63	44
10	20	12	52	32	67	41	24	15	81	50	46	28	34	21	2	1	30	18	62	38	42	26	29	18	5	3	18	11	66	41	71	44
11	11	12	26	28	41	44	15	16	40	43	21	23	28	30	4	4	18	19	36	39	22	24	17	18	0	0	16	18	38	43	34	39
12	5	7	22	32	36	52	6	9	19	28	19	28	26	38	5	7	8	12	29	42	22	32	10	14	0	0	10	15	21	32	35	53
Total	60	13	150	32	202	43	61	13	211	45	124	26	120	25	18	4	84	18	180	38	124	26	84	18	11	2	57	12	186	41	203	44

* Less than 5 students tested

Source:TELPAS data file 7/20/21

Texas English Language Proficiency Assessment System (TELPAS)
2021 Assessment Report

Mount Carmel Academy

Yearly Progress in TELPAS Composite Rating†

Grade	Cohort Size	Gained 1 Proficiency Level		Gained 2 Proficiency Levels		Gained 3 Proficiency Levels		Gained at Least 1 Proficiency Level	
	N	N	%	N	%	N	%	N	%
9	3	*	*	*	*	*	*	*	*
10	17	2	12	0	0	0	0	2	12
11	11	3	27	1	9	0	0	4	36
12	7	3	43	0	0	0	0	3	43
Total	38	9	24	1	3	0	0	10	26

* Less than 5 students tested

TELPAS Composite Rating

Grade	Number of Students	Beginning		Intermediate		Advanced		Advanced High		Average Composite Score
	N	N	%	N	%	N	%	N	%	
9	12	0	0	4	33	8	67	0	0	2.9
10	17	0	0	11	65	6	35	0	0	2.6
11	11	0	0	4	36	4	36	3	27	3.0
12	7	0	0	0	0	4	57	3	43	3.4
Total	47	0	0	19	40	22	47	6	13	2.9

TELPAS Individual Language Domains

	Listening								Speaking								Reading								Writing							
	Beginning		Intermediate		Advanced		Advanced High		Beginning		Intermediate		Advanced		Advanced High		Beginning		Intermediate		Advanced		Advanced High		Beginning		Intermediate		Advanced		Advanced High	
Grade	N	%	N	%	N	%	N	%	N	%	N	%	N	%	N	%	N	%	N	%	N	%	N	%	N	%	N	%	N	%	N	%
9	0	0	3	25	6	50	3	25	4	33	6	50	2	17	0	0	0	0	3	25	4	33	5	42	0	0	0	0	6	46	7	54
10	0	0	2	12	12	71	3	18	11	65	5	29	1	6	0	0	1	6	3	18	8	47	5	29	0	0	6	35	7	41	4	24
11	0	0	1	9	6	55	4	36	3	27	3	27	4	36	1	9	0	0	2	18	6	55	3	27	0	0	1	7	7	47	7	47
12	0	0	1	14	1	14	5	71	0	0	2	29	5	71	0	0	0	0	1	14	3	43	3	43	0	0	0	0	1	13	7	88
Total	0	0	7	15	25	53	15	32	18	38	16	34	12	26	1	2	1	2	9	19	21	45	16	34	0	0	7	13	21	40	25	47

* Less than 5 students tested

Source:TELPAS data file 7/20/21

Texas English Language Proficiency Assessment System (TELPAS)
2021 Assessment Report

North Forest High School

Yearly Progress in TELPAS Composite Rating†

Grade	Cohort Size	Gained 1 Proficiency Level		Gained 2 Proficiency Levels		Gained 3 Proficiency Levels		Gained at Least 1 Proficiency Level	
	N	N	%	N	%	N	%	N	%
9	2	*	*	*	*	*	*	*	*
10	2	*	*	*	*	*	*	*	*
Total	4	*	*	*	*	*	*	*	*

TELPAS Composite Rating

Grade	Number of Students	Beginning		Intermediate		Advanced		Advanced High		Average Composite Score
	N	N	%	N	%	N	%	N	%	
9	50	5	10	21	42	19	38	5	10	2.5
10	49	7	14	16	33	23	47	3	6	2.4
11	24	2	8	10	42	11	46	1	4	2.5
12	26	2	8	9	35	13	50	2	8	2.5
Total	149	16	11	56	38	66	44	11	7	2.5

* Less than 5 students tested

TELPAS Individual Language Domains

	Listening								Speaking								Reading								Writing							
	Beginning		Intermediate		Advanced		Advanced High		Beginning		Intermediate		Advanced		Advanced High		Beginning		Intermediate		Advanced		Advanced High		Beginning		Intermediate		Advanced		Advanced High	
Grade	N	%	N	%	N	%	N	%	N	%	N	%	N	%	N	%	N	%	N	%	N	%	N	%	N	%	N	%	N	%	N	%
9	13	25	12	24	20	39	6	12	9	18	17	33	22	43	3	6	12	24	20	39	13	25	6	12	5	10	11	22	20	39	15	29
10	9	18	18	37	22	45	0	0	10	20	19	39	13	27	7	14	11	22	23	46	12	24	4	8	7	14	10	20	15	29	19	37
11	2	8	10	40	10	40	3	12	7	28	8	32	9	36	1	4	5	20	9	36	9	36	2	8	2	8	9	36	5	20	9	36
12	4	15	12	46	9	35	1	4	3	12	11	42	10	38	2	8	5	19	14	54	5	19	2	8	0	0	8	31	9	35	9	35
Total	28	19	52	34	61	40	10	7	29	19	55	36	54	36	13	9	33	22	66	43	39	26	14	9	14	9	38	25	49	32	52	34

* Less than 5 students tested

Source:TELPAS data file 7/20/21

Texas English Language Proficiency Assessment System (TELPAS)
2021 Assessment Report

North Houston Early College High School

Yearly Progress in TELPAS Composite Rating†

Grade	Cohort Size	Gained 1 Proficiency Level		Gained 2 Proficiency Levels		Gained 3 Proficiency Levels		Gained at Least 1 Proficiency Level	
	N	N	%	N	%	N	%	N	%
9	3	*	*	*	*	*	*	*	*
10	19	13	68	0	0	0	0	13	68
11	16	11	69	1	6	0	0	12	75
12	1	*	*	*	*	*	*	*	*
Total	39	26	67	1	3	0	0	27	69

* Less than 5 students tested

TELPAS Composite Rating

Grade	Number of Students	Beginning		Intermediate		Advanced		Advanced High		Average Composite Score
	N	N	%	N	%	N	%	N	%	
9	30	0	0	2	7	9	30	19	63	3.5
10	21	0	0	4	19	4	19	13	62	3.4
11	16	0	0	1	6	3	19	12	75	3.5
12	1	*	*	*	*	*	*	*	*	*
Total	68	0	0	7	10	17	25	44	65	3.5

TELPAS Individual Language Domains

	Listening								Speaking								Reading								Writing							
	Beginning		Intermediate		Advanced		Advanced High		Beginning		Intermediate		Advanced		Advanced High		Beginning		Intermediate		Advanced		Advanced High		Beginning		Intermediate		Advanced		Advanced High	
Grade	N	%	N	%	N	%	N	%	N	%	N	%	N	%	N	%	N	%	N	%	N	%	N	%	N	%	N	%	N	%	N	%
9	0	0	1	3	13	43	16	53	1	3	6	20	12	40	11	37	0	0	3	10	7	23	20	67	0	0	1	3	10	33	19	63
10	0	0	1	5	8	38	12	57	2	10	2	10	9	43	8	38	0	0	5	24	2	10	14	67	0	0	1	5	7	33	13	62
11	0	0	0	0	8	50	8	50	1	6	0	0	11	69	4	25	0	0	3	19	3	19	10	63	0	0	0	0	3	19	13	81
12	*	*	*	*	*	*	*	*	*	*	*	*	*	*	*	*	*	*	*	*	*	*	*	*	*	*	*	*	*	*	*	*
Total	0	0	2	3	29	43	37	54	4	6	9	13	32	47	23	34	0	0	11	16	12	18	45	66	0	0	2	3	20	29	46	68

* Less than 5 students tested

Source:TELPAS data file 7/20/21

Texas English Language Proficiency Assessment System (TELPAS)
2021 Assessment Report

Northside High School

Yearly Progress in TELPAS Composite Rating†

Grade	Cohort Size	Gained 1 Proficiency Level		Gained 2 Proficiency Levels		Gained 3 Proficiency Levels		Gained at Least 1 Proficiency Level	
	N	N	%	N	%	N	%	N	%
9	9	1	11	0	0	0	0	1	11
10	51	14	27	1	2	0	0	15	29
11	34	9	26	1	3	0	0	10	29
12	30	6	20	0	0	0	0	6	20
Total	124	30	24	2	2	0	0	32	26

* Less than 5 students tested

TELPAS Composite Rating

Grade	Number of Students	Beginning		Intermediate		Advanced		Advanced High		Average Composite Score
	N	N	%	N	%	N	%	N	%	
9	68	4	6	31	46	21	31	12	18	2.7
10	54	4	7	18	33	22	41	10	19	2.9
11	34	0	0	12	35	18	53	4	12	2.9
12	30	2	7	13	43	10	33	5	17	2.7
Total	186	10	5	74	40	71	38	31	17	2.8

TELPAS Individual Language Domains

	Listening								Speaking								Reading								Writing							
	Beginning		Intermediate		Advanced		Advanced High		Beginning		Intermediate		Advanced		Advanced High		Beginning		Intermediate		Advanced		Advanced High		Beginning		Intermediate		Advanced		Advanced High	
Grade	N	%	N	%	N	%	N	%	N	%	N	%	N	%	N	%	N	%	N	%	N	%	N	%	N	%	N	%	N	%	N	%
9	4	6	21	29	32	44	15	21	31	43	15	21	22	31	4	6	13	17	23	30	26	34	15	19	8	8	11	11	23	22	62	60
10	7	11	12	18	34	52	12	18	18	28	13	20	32	49	2	3	8	14	16	28	21	37	12	21	4	5	8	10	9	12	57	73
11	0	0	7	19	20	56	9	25	8	22	15	42	10	28	3	8	4	11	12	32	14	37	8	21	0	0	8	14	18	31	33	56
12	3	10	10	33	13	43	4	13	12	40	6	20	11	37	1	3	6	16	15	41	9	24	7	19	1	2	1	2	15	28	36	68
Total	14	7	50	25	99	49	40	20	69	34	49	24	75	37	10	5	31	15	66	32	70	33	42	20	13	4	28	10	65	22	188	64

* Less than 5 students tested

Source:TELPAS data file 7/20/21

Texas English Language Proficiency Assessment System (TELPAS)
2021 Assessment Report

Scarborough High School

Yearly Progress in TELPAS Composite Rating†

Grade	Cohort Size	Gained 1 Proficiency Level		Gained 2 Proficiency Levels		Gained 3 Proficiency Levels		Gained at Least 1 Proficiency Level	
	N	N	%	N	%	N	%	N	%
9	2	*	*	*	*	*	*	*	*
10	2	*	*	*	*	*	*	*	*
Total	4	*	*	*	*	*	*	*	*

TELPAS Composite Rating

Grade	Number of Students	Beginning		Intermediate		Advanced		Advanced High		Average Composite Score
	N	N	%	N	%	N	%	N	%	
9	48	8	17	20	42	18	38	2	4	2.3
10	28	5	18	13	46	8	29	2	7	2.2
11	23	2	9	13	57	8	35	0	0	2.2
12	14	1	7	5	36	8	57	0	0	2.4
Total	113	16	14	51	45	42	37	4	4	2.3

* Less than 5 students tested

TELPAS Individual Language Domains

	Listening								Speaking								Reading								Writing							
	Beginning		Intermediate		Advanced		Advanced High		Beginning		Intermediate		Advanced		Advanced High		Beginning		Intermediate		Advanced		Advanced High		Beginning		Intermediate		Advanced		Advanced High	
Grade	N	%	N	%	N	%	N	%	N	%	N	%	N	%	N	%	N	%	N	%	N	%	N	%	N	%	N	%	N	%	N	%
9	14	19	19	26	36	49	4	5	29	40	25	34	19	26	0	0	20	29	25	36	20	29	5	7	6	10	17	29	22	38	13	22
10	8	17	16	35	19	41	3	7	19	41	10	22	17	37	0	0	10	27	17	46	5	14	5	14	9	24	11	29	14	37	4	11
11	4	14	7	25	14	50	3	11	14	50	5	18	8	29	1	4	5	16	16	52	8	26	2	6	2	7	11	38	13	45	3	10
12	3	14	9	41	8	36	2	9	7	32	6	27	7	32	2	9	3	15	11	55	5	25	1	5	1	3	9	30	16	53	4	13
Total	29	17	51	30	77	46	12	7	69	41	46	27	51	30	3	2	38	24	69	44	38	24	13	8	18	12	48	31	65	42	24	15

* Less than 5 students tested

Source:TELPAS data file 7/20/21

Texas English Language Proficiency Assessment System (TELPAS)
2021 Assessment Report

Sharpstown High School

Yearly Progress in TELPAS Composite Rating†

Grade	Cohort Size	Gained 1 Proficiency Level		Gained 2 Proficiency Levels		Gained 3 Proficiency Levels		Gained at Least 1 Proficiency Level	
	N	N	%	N	%	N	%	N	%
9	4	*	*	*	*	*	*	*	*
10	1	*	*	*	*	*	*	*	*
Total	5	3	60	0	0	0	0	3	60

TELPAS Composite Rating

Grade	Number of Students	Beginning		Intermediate		Advanced		Advanced High		Average Composite Score
	N	N	%	N	%	N	%	N	%	
9	115	25	22	56	49	30	26	4	3	2.1
10	89	20	22	40	45	23	26	6	7	2.1
11	20	2	10	8	40	8	40	2	10	2.4
12	5	1	20	3	60	0	0	1	20	2.2
Total	229	48	21	107	47	61	27	13	6	2.2

* Less than 5 students tested

TELPAS Individual Language Domains

	Listening								Speaking								Reading								Writing							
	Beginning		Intermediate		Advanced		Advanced High		Beginning		Intermediate		Advanced		Advanced High		Beginning		Intermediate		Advanced		Advanced High		Beginning		Intermediate		Advanced		Advanced High	
Grade	N	%	N	%	N	%	N	%	N	%	N	%	N	%	N	%	N	%	N	%	N	%	N	%	N	%	N	%	N	%	N	%
9	51	31	57	35	44	27	12	7	74	45	50	30	36	22	4	2	81	50	61	38	16	10	4	2	25	17	46	32	44	30	31	21
10	36	36	33	33	20	20	10	10	31	31	32	32	32	32	4	4	49	48	31	30	16	16	7	7	20	17	37	31	41	34	23	19
11	5	15	11	33	11	33	6	18	9	27	8	24	15	45	1	3	13	37	16	46	3	9	3	9	2	4	5	9	32	60	14	26
12	4	57	2	29	0	0	1	14	3	43	1	14	2	29	1	14	4	57	2	29	1	14	0	0	1	3	3	9	15	45	14	42
Total	96	32	103	34	75	25	29	10	117	39	91	30	85	28	10	3	147	48	110	36	36	12	14	5	48	14	91	26	132	37	82	23

* Less than 5 students tested

Source:TELPAS data file 7/20/21

Texas English Language Proficiency Assessment System (TELPAS)
2021 Assessment Report

South Early College High School

Yearly Progress in TELPAS Composite Rating†

Grade	Cohort Size	Gained 1 Proficiency Level		Gained 2 Proficiency Levels		Gained 3 Proficiency Levels		Gained at Least 1 Proficiency Level	
	N	N	%	N	%	N	%	N	%
9	1	*	*	*	*	*	*	*	*
Total	1	*	*	*	*	*	*	*	*

* Less than 5 students tested

TELPAS Composite Rating

Grade	Number of Students	Beginning		Intermediate		Advanced		Advanced High		Average Composite Score
	N	N	%	N	%	N	%	N	%	
9	11	0	0	1	9	2	18	8	73	3.5
10	6	0	0	0	0	4	67	2	33	3.4
Total	17	0	0	1	6	6	35	10	59	3.5

TELPAS Individual Language Domains

	Listening								Speaking								Reading								Writing							
	Beginning		Intermediate		Advanced		Advanced High		Beginning		Intermediate		Advanced		Advanced High		Beginning		Intermediate		Advanced		Advanced High		Beginning		Intermediate		Advanced		Advanced High	
Grade	N	%	N	%	N	%	N	%	N	%	N	%	N	%	N	%	N	%	N	%	N	%	N	%	N	%	N	%	N	%	N	%
9	0	0	1	7	1	7	12	86	0	0	3	21	11	79	0	0	0	0	1	7	1	7	13	87	0	0	1	9	4	36	6	55
10	0	0	0	0	5	45	6	55	1	9	4	36	4	36	2	18	0	0	1	9	3	27	7	64	0	0	0	0	1	13	7	88
11	*	*	*	*	*	*	*	*	*	*	*	*	*	*	*	*	0	0	0	0	3	60	2	40	*	*	*	*	*	*	*	*
Total	0	0	1	3	7	24	21	72	1	3	7	24	16	55	5	17	0	0	2	6	7	23	22	71	0	0	1	5	6	30	13	65

* Less than 5 students tested

Source:TELPAS data file 7/20/21

Texas English Language Proficiency Assessment System (TELPAS)
2021 Assessment Report

Sterling High School

Yearly Progress in TELPAS Composite Rating†

Grade	Cohort Size	Gained 1 Proficiency Level		Gained 2 Proficiency Levels		Gained 3 Proficiency Levels		Gained at Least 1 Proficiency Level	
	N	N	%	N	%	N	%	N	%
9	14	0	0	0	0	0	0	0	0
Total	14	0	0	0	0	0	0	0	0

TELPAS Composite Rating

Grade	Number of Students	Beginning		Intermediate		Advanced		Advanced High		Average Composite Score
	N	N	%	N	%	N	%	N	%	
9	98	7	7	51	52	29	30	11	11	2.5
10	88	13	15	48	55	22	25	5	6	2.3
11	61	4	7	30	49	20	33	7	11	2.6
12	37	1	3	22	59	13	35	1	3	2.5
Total	284	25	9	151	53	84	30	24	8	2.5

* Less than 5 students tested

TELPAS Individual Language Domains

	Listening								Speaking								Reading								Writing							
	Beginning		Intermediate		Advanced		Advanced High		Beginning		Intermediate		Advanced		Advanced High		Beginning		Intermediate		Advanced		Advanced High		Beginning		Intermediate		Advanced		Advanced High	
Grade	N	%	N	%	N	%	N	%	N	%	N	%	N	%	N	%	N	%	N	%	N	%	N	%	N	%	N	%	N	%	N	%
9	8	7	44	41	38	35	18	17	58	54	26	24	23	21	1	1	16	15	34	31	36	33	23	21	9	9	19	19	37	38	33	34
10	13	14	29	30	40	42	14	15	52	54	25	26	19	20	0	0	18	19	40	42	25	26	13	14	14	16	26	30	34	39	14	16
11	6	10	16	26	28	45	12	19	30	48	12	19	19	31	1	2	10	16	23	37	17	27	13	21	2	3	12	19	27	44	21	34
12	3	6	18	38	22	47	4	9	26	55	8	17	11	23	2	4	5	11	19	40	15	32	8	17	1	3	14	38	16	43	6	16
Total	30	10	107	34	128	41	48	15	166	53	71	23	72	23	4	1	49	16	116	37	93	30	57	18	26	9	71	25	114	40	74	26

* Less than 5 students tested

Source:TELPAS data file 7/20/21

Texas English Language Proficiency Assessment System (TELPAS)
2021 Assessment Report

Waltrip High School

Yearly Progress in TELPAS Composite Rating†

Grade	Cohort Size	Gained 1 Proficiency Level		Gained 2 Proficiency Levels		Gained 3 Proficiency Levels		Gained at Least 1 Proficiency Level	
	N	N	%	N	%	N	%	N	%
9	8	3	38	0	0	0	0	3	38
10	87	21	24	1	1	0	0	22	25
11	50	15	30	0	0	0	0	15	30
12	37	11	30	0	0	0	0	11	30
Total	182	50	27	1	1	0	0	51	28

* Less than 5 students tested

TELPAS Composite Rating

Grade	Number of Students	Beginning		Intermediate		Advanced		Advanced High		Average Composite Score
	N	N	%	N	%	N	%	N	%	
9	85	8	9	27	32	35	41	15	18	2.7
10	105	17	16	38	36	31	30	19	18	2.5
11	64	6	9	16	25	30	47	12	19	2.8
12	48	6	13	14	29	19	40	9	19	2.6
Total	302	37	12	95	31	115	38	55	18	2.6

TELPAS Individual Language Domains

	Listening								Speaking								Reading								Writing							
	Beginning		Intermediate		Advanced		Advanced High		Beginning		Intermediate		Advanced		Advanced High		Beginning		Intermediate		Advanced		Advanced High		Beginning		Intermediate		Advanced		Advanced High	
Grade	N	%	N	%	N	%	N	%	N	%	N	%	N	%	N	%	N	%	N	%	N	%	N	%	N	%	N	%	N	%	N	%
9	8	9	21	24	39	45	18	21	31	36	20	23	31	36	4	5	10	12	25	29	23	27	27	32	7	8	15	17	23	26	43	49
10	19	18	26	24	44	41	18	17	43	40	26	24	31	29	7	7	30	28	36	34	22	21	18	17	14	13	19	18	29	28	43	41
11	5	7	14	21	31	46	18	26	17	25	18	26	27	40	6	9	9	14	20	31	20	31	15	23	5	8	11	17	21	32	28	43
12	5	10	11	22	24	48	10	20	14	28	14	28	17	34	5	10	10	20	17	35	13	27	9	18	6	12	9	18	21	42	14	28
Total	37	12	72	23	138	44	64	21	105	34	78	25	106	34	22	7	59	19	98	32	78	26	69	23	32	10	54	18	94	31	128	42

* Less than 5 students tested

Source:TELPAS data file 7/20/21

Texas English Language Proficiency Assessment System (TELPAS)
2021 Assessment Report

Booker T. Washington High School

Yearly Progress in TELPAS Composite Rating†

Grade	Cohort Size	Gained 1 Proficiency Level		Gained 2 Proficiency Levels		Gained 3 Proficiency Levels		Gained at Least 1 Proficiency Level	
	N	N	%	N	%	N	%	N	%
9	2	*	*	*	*	*	*	*	*
10	1	*	*	*	*	*	*	*	*
11	1	*	*	*	*	*	*	*	*
Total	4	*	*	*	*	*	*	*	*

* Less than 5 students tested

TELPAS Composite Rating

Grade	Number of Students	Beginning		Intermediate		Advanced		Advanced High		Average Composite Score
	N	N	%	N	%	N	%	N	%	
9	33	3	9	17	52	13	39	0	0	2.3
10	48	7	15	14	29	20	42	7	15	2.6
11	20	2	10	7	35	10	50	1	5	2.6
12	15	2	13	4	27	7	47	2	13	2.7
Total	116	14	12	42	36	50	43	10	9	2.5

TELPAS Individual Language Domains

	Listening								Speaking								Reading								Writing							
	Beginning		Intermediate		Advanced		Advanced High		Beginning		Intermediate		Advanced		Advanced High		Beginning		Intermediate		Advanced		Advanced High		Beginning		Intermediate		Advanced		Advanced High	
Grade	N	%	N	%	N	%	N	%	N	%	N	%	N	%	N	%	N	%	N	%	N	%	N	%	N	%	N	%	N	%	N	%
9	3	8	14	38	15	41	5	14	16	43	13	35	8	22	0	0	5	14	19	53	11	31	1	3	3	8	16	41	16	41	4	10
10	8	16	13	27	18	37	10	20	15	31	16	33	15	31	3	6	12	24	15	29	13	25	11	22	2	4	11	20	25	46	16	30
11	2	10	6	30	9	45	3	15	6	30	7	35	5	25	2	10	3	15	10	50	5	25	2	10	0	0	1	4	15	60	9	36
12	2	13	4	27	8	53	1	7	2	13	4	27	9	60	0	0	3	20	4	27	5	33	3	20	0	0	4	24	5	29	8	47
Total	15	12	37	31	50	41	19	16	39	32	40	33	37	31	5	4	23	19	48	39	34	28	17	14	5	4	32	24	61	45	37	27

* Less than 5 students tested

Source:TELPAS data file 7/20/21

Texas English Language Proficiency Assessment System (TELPAS)
2021 Assessment Report

Westbury High School

Yearly Progress in TELPAS Composite Rating†

Grade	Cohort Size	Gained 1 Proficiency Level		Gained 2 Proficiency Levels		Gained 3 Proficiency Levels		Gained at Least 1 Proficiency Level	
	N	N	%	N	%	N	%	N	%
9	19	3	16	0	0	0	0	3	16
10	1	*	*	*	*	*	*	*	*
11	1	*	*	*	*	*	*	*	*
Total	21	3	14	0	0	0	0	3	14

* Less than 5 students tested

TELPAS Composite Rating

Grade	Number of Students	Beginning		Intermediate		Advanced		Advanced High		Average Composite Score
	N	N	%	N	%	N	%	N	%	
9	204	26	13	83	41	71	35	24	12	2.6
10	152	23	15	69	45	44	29	16	11	2.5
11	108	10	9	39	36	42	39	17	16	2.6
12	81	5	6	33	41	28	35	15	19	2.7
Total	545	64	12	224	41	185	34	72	13	2.6

TELPAS Individual Language Domains

	Listening								Speaking								Reading								Writing							
	Beginning		Intermediate		Advanced		Advanced High		Beginning		Intermediate		Advanced		Advanced High		Beginning		Intermediate		Advanced		Advanced High		Beginning		Intermediate		Advanced		Advanced High	
Grade	N	%	N	%	N	%	N	%	N	%	N	%	N	%	N	%	N	%	N	%	N	%	N	%	N	%	N	%	N	%	N	%
9	41	18	56	24	91	39	46	20	105	45	67	29	53	23	9	4	55	23	65	27	59	25	58	24	22	10	43	20	80	37	69	32
10	38	21	45	25	72	40	27	15	91	50	47	26	41	23	3	2	39	21	77	42	40	22	27	15	14	9	29	18	31	19	85	53
11	19	16	29	24	52	43	20	17	44	37	22	18	47	39	7	6	22	18	52	43	32	27	14	12	8	7	12	11	28	26	61	56
12	16	18	28	32	37	42	7	8	30	34	16	18	33	38	9	10	16	18	41	46	19	21	13	15	3	4	13	16	15	18	52	63
Total	114	18	158	25	252	40	100	16	270	43	152	24	174	28	28	4	132	21	235	37	150	24	112	18	47	8	97	17	154	27	267	47

* Less than 5 students tested

Source:TELPAS data file 7/20/21

Texas English Language Proficiency Assessment System (TELPAS)
2021 Assessment Report

Westside High School

Yearly Progress in TELPAS Composite Rating†

Grade	Cohort Size	Gained 1 Proficiency Level		Gained 2 Proficiency Levels		Gained 3 Proficiency Levels		Gained at Least 1 Proficiency Level	
	N	N	%	N	%	N	%	N	%
9	15	3	20	0	0	0	0	3	20
Total	15	3	20	0	0	0	0	3	20

TELPAS Composite Rating

Grade	Number of Students	Beginning		Intermediate		Advanced		Advanced High		Average Composite Score
	N	N	%	N	%	N	%	N	%	
9	56	2	4	14	25	29	52	11	20	2.8
10	39	1	3	5	13	17	44	16	41	3.1
11	30	0	0	6	20	12	40	12	40	3.1
12	42	0	0	7	17	19	45	16	38	3.2
Total	167	3	2	32	19	77	46	55	33	3.0

* Less than 5 students tested

TELPAS Individual Language Domains

	Listening								Speaking								Reading								Writing							
	Beginning		Intermediate		Advanced		Advanced High		Beginning		Intermediate		Advanced		Advanced High		Beginning		Intermediate		Advanced		Advanced High		Beginning		Intermediate		Advanced		Advanced High	
Grade	N	%	N	%	N	%	N	%	N	%	N	%	N	%	N	%	N	%	N	%	N	%	N	%	N	%	N	%	N	%	N	%
9	5	8	13	21	31	51	12	20	9	15	19	31	28	46	5	8	8	9	26	30	23	26	30	34	4	4	18	19	38	41	33	35
10	5	11	5	11	21	46	15	33	2	4	9	20	24	52	11	24	4	7	17	29	17	29	21	36	0	0	7	13	15	27	34	61
11	5	13	8	21	15	38	11	28	4	10	4	10	17	44	14	36	8	21	13	33	8	21	10	26	0	0	10	24	12	29	19	46
12	0	0	11	26	18	42	14	33	1	2	5	12	23	53	14	33	3	7	14	31	13	29	15	33	2	5	6	14	12	28	23	53
Total	15	8	37	20	85	45	52	28	16	8	37	20	92	49	44	23	23	10	70	30	61	27	76	33	6	3	41	18	77	33	109	47

* Less than 5 students tested

Source:TELPAS data file 7/20/21

Texas English Language Proficiency Assessment System (TELPAS)
2021 Assessment Report

Wheatley High School

Yearly Progress in TELPAS Composite Rating†

Grade	Cohort Size	Gained 1 Proficiency Level		Gained 2 Proficiency Levels		Gained 3 Proficiency Levels		Gained at Least 1 Proficiency Level	
	N	N	%	N	%	N	%	N	%
9	17	4	24	0	0	0	0	4	24
12	1	*	*	*	*	*	*	*	*
Total	18	5	28	0	0	0	0	5	28

TELPAS Composite Rating

Grade	Number of Students	Beginning		Intermediate		Advanced		Advanced High		Average Composite Score
	N	N	%	N	%	N	%	N	%	
9	54	9	17	18	33	17	31	10	19	2.4
10	31	8	26	10	32	12	39	1	3	2.3
11	21	2	10	10	48	5	24	4	19	2.5
12	28	2	7	8	29	12	43	6	21	2.7
Total	134	21	16	46	34	46	34	21	16	2.5

* Less than 5 students tested

TELPAS Individual Language Domains

	Listening								Speaking								Reading								Writing							
	Beginning		Intermediate		Advanced		Advanced High		Beginning		Intermediate		Advanced		Advanced High		Beginning		Intermediate		Advanced		Advanced High		Beginning		Intermediate		Advanced		Advanced High	
Grade	N	%	N	%	N	%	N	%	N	%	N	%	N	%	N	%	N	%	N	%	N	%	N	%	N	%	N	%	N	%	N	%
9	11	20	13	23	23	41	9	16	19	34	14	25	21	38	2	4	11	20	20	36	12	22	12	22	11	20	16	29	15	27	13	24
10	12	36	8	24	9	27	4	12	6	18	17	52	10	30	0	0	13	41	10	31	6	19	3	9	7	22	9	28	8	25	8	25
11	5	24	5	24	5	24	6	29	6	29	7	33	7	33	1	5	6	29	7	33	3	14	5	24	1	5	8	38	4	19	8	38
12	4	14	8	28	8	28	9	31	4	14	12	41	12	41	1	3	5	18	9	32	7	25	7	25	2	7	7	23	7	23	14	47
Total	32	23	34	24	45	32	28	20	35	25	50	36	50	36	4	3	35	26	46	34	28	21	27	20	21	15	40	29	34	25	43	31

* Less than 5 students tested

Source:TELPAS data file 7/20/21

Texas English Language Proficiency Assessment System (TELPAS)
2021 Assessment Report

Wisdom High School

Yearly Progress in TELPAS Composite Rating†

Grade	Cohort Size	Gained 1 Proficiency Level		Gained 2 Proficiency Levels		Gained 3 Proficiency Levels		Gained at Least 1 Proficiency Level	
	N	N	%	N	%	N	%	N	%
9	64	14	22	0	0	0	0	14	22
10	172	44	26	0	0	0	0	44	26
11	119	33	28	0	0	0	0	33	28
12	79	14	18	0	0	0	0	14	18
Total	434	105	24	0	0	0	0	105	24

* Less than 5 students tested

TELPAS Composite Rating

Grade	Number of Students	Beginning		Intermediate		Advanced		Advanced High		Average Composite Score
	N	N	%	N	%	N	%	N	%	
9	270	62	23	128	47	61	23	19	7	2.1
10	232	47	20	129	56	45	19	11	5	2.1
11	163	28	17	81	50	38	23	16	10	2.3
12	103	10	10	44	43	39	38	10	10	2.5
Total	768	147	19	382	50	183	24	56	7	2.2

TELPAS Individual Language Domains

	Listening								Speaking								Reading								Writing							
	Beginning		Intermediate		Advanced		Advanced High		Beginning		Intermediate		Advanced		Advanced High		Beginning		Intermediate		Advanced		Advanced High		Beginning		Intermediate		Advanced		Advanced High	
Grade	N	%	N	%	N	%	N	%	N	%	N	%	N	%	N	%	N	%	N	%	N	%	N	%	N	%	N	%	N	%	N	%
9	111	36	88	29	83	27	25	8	142	46	84	27	73	24	8	3	125	41	95	31	53	17	35	11	63	22	115	41	64	23	40	14
10	93	38	88	35	51	21	16	6	103	42	66	27	66	27	13	5	112	45	77	31	44	18	16	6	35	15	96	41	62	26	41	18
11	57	34	47	28	41	25	22	13	63	38	49	29	41	25	14	8	67	38	61	34	23	13	26	15	11	6	54	32	73	43	33	19
12	27	24	35	31	37	32	15	13	27	24	30	26	48	42	9	8	34	30	40	35	27	23	14	12	2	2	29	28	37	35	37	35
Total	288	34	258	31	212	25	78	9	335	40	229	27	228	27	44	5	338	40	273	32	147	17	91	11	111	14	294	37	236	30	151	19

* Less than 5 students tested

Source:TELPAS data file 7/20/21

Texas English Language Proficiency Assessment System (TELPAS)
2021 Assessment Report

Worthing High School

Yearly Progress in TELPAS Composite Rating†

Grade	Cohort Size	Gained 1 Proficiency Level		Gained 2 Proficiency Levels		Gained 3 Proficiency Levels		Gained at Least 1 Proficiency Level	
	N	N	%	N	%	N	%	N	%
9	4	*	*	*	*	*	*	*	*
10	16	3	19	0	0	0	0	3	19
11	17	2	12	1	6	0	0	3	18
12	14	1	7	0	0	0	0	1	7
Total	51	6	12	1	2	0	0	7	14

* Less than 5 students tested

TELPAS Composite Rating

Grade	Number of Students	Beginning		Intermediate		Advanced		Advanced High		Average Composite Score
	N	N	%	N	%	N	%	N	%	
9	26	3	12	16	62	7	27	0	0	2.4
10	21	3	14	6	29	9	43	3	14	2.7
11	18	0	0	9	50	8	44	1	6	2.7
12	14	0	0	9	64	4	29	1	7	2.6
Total	79	6	8	40	51	28	35	5	6	2.5

TELPAS Individual Language Domains

	Listening								Speaking								Reading								Writing							
	Beginning		Intermediate		Advanced		Advanced High		Beginning		Intermediate		Advanced		Advanced High		Beginning		Intermediate		Advanced		Advanced High		Beginning		Intermediate		Advanced		Advanced High	
Grade	N	%	N	%	N	%	N	%	N	%	N	%	N	%	N	%	N	%	N	%	N	%	N	%	N	%	N	%	N	%	N	%
9	4	15	10	38	11	42	1	4	16	62	5	19	5	19	0	0	5	19	10	37	9	33	3	11	2	7	4	15	11	41	10	37
10	4	19	6	29	5	24	6	29	9	43	4	19	8	38	0	0	4	19	7	33	5	24	5	24	0	0	4	19	4	19	13	62
11	3	17	4	22	10	56	1	6	5	28	3	17	10	56	0	0	2	11	8	42	8	42	1	5	1	5	2	11	3	16	13	68
12	1	7	8	57	4	29	1	7	4	29	5	36	5	36	0	0	3	21	8	57	1	7	2	14	0	0	0	0	7	47	8	53
Total	12	15	28	35	30	38	9	11	34	43	17	22	28	35	0	0	14	17	33	41	23	28	11	14	3	4	10	12	25	30	44	54

* Less than 5 students tested

Source:TELPAS data file 7/20/21

Texas English Language Proficiency Assessment System (TELPAS)
2021 Assessment Report

Yates High School

Yearly Progress in TELPAS Composite Rating†

Grade	Cohort Size	Gained 1 Proficiency Level		Gained 2 Proficiency Levels		Gained 3 Proficiency Levels		Gained at Least 1 Proficiency Level	
	N	N	%	N	%	N	%	N	%
9	2	*	*	*	*	*	*	*	*
10	1	*	*	*	*	*	*	*	*
Total	3	*	*	*	*	*	*	*	*

TELPAS Composite Rating

Grade	Number of Students	Beginning		Intermediate		Advanced		Advanced High		Average Composite Score
	N	N	%	N	%	N	%	N	%	
9	11	2	18	3	27	5	45	1	9	2.5
10	9	1	11	4	44	3	33	1	11	2.4
11	8	0	0	4	50	3	38	1	13	2.7
12	5	0	0	2	40	3	60	0	0	2.7
Total	33	3	9	13	39	14	42	3	9	2.6

* Less than 5 students tested

TELPAS Individual Language Domains

	Listening								Speaking								Reading								Writing							
	Beginning		Intermediate		Advanced		Advanced High		Beginning		Intermediate		Advanced		Advanced High		Beginning		Intermediate		Advanced		Advanced High		Beginning		Intermediate		Advanced		Advanced High	
Grade	N	%	N	%	N	%	N	%	N	%	N	%	N	%	N	%	N	%	N	%	N	%	N	%	N	%	N	%	N	%	N	%
9	2	18	3	27	5	45	1	9	3	27	3	27	4	36	1	9	2	18	4	36	3	27	2	18	1	9	3	27	5	45	2	18
10	1	11	3	33	4	44	1	11	2	22	3	33	3	33	1	11	2	22	4	44	2	22	1	11	2	20	2	20	4	40	2	20
11	0	0	2	25	5	63	1	13	2	25	0	0	5	63	1	13	1	13	4	50	3	38	0	0	0	0	3	38	3	38	2	25
12	2	40	1	20	2	40	0	0	0	0	1	20	3	60	1	20	1	20	2	40	2	40	0	0	0	0	1	20	0	0	4	80
Total	5	15	9	27	16	48	3	9	7	21	7	21	15	45	4	12	6	18	14	42	10	30	3	9	3	9	9	26	12	35	10	29

* Less than 5 students tested

Source:TELPAS data file 7/20/21

Campus Level Reports
K-8 and Multilevel Schools
TELPAS Performance
Spring 2021

Texas English Language Proficiency Assessment System (TELPAS)
2021 Assessment Report

Baker Montessori School

Yearly Progress in TELPAS Composite Rating†

Grade	Cohort Size	Gained 1 Proficiency Level		Gained 2 Proficiency Levels		Gained 3 Proficiency Levels		Gained at Least 1 Proficiency Level	
	N	N	%	N	%	N	%	N	%
1	1	*	*	*	*	*	*	*	*
2	1	*	*	*	*	*	*	*	*
3	1	*	*	*	*	*	*	*	*
Total	3	*	*	*	*	*	*	*	*

TELPAS Composite Rating

Grade	Number of Students	Beginning		Intermediate		Advanced		Advanced High		Average Composite Score
	N	N	%	N	%	N	%	N	%	
K	17	16	94	1	6	0	0	0	0	1.0
1	11	4	36	5	45	2	18	0	0	1.9
2	10	0	0	5	50	3	30	2	20	2.6
3	6	0	0	1	17	4	67	1	17	3.2
4	10	0	0	5	50	4	40	1	10	2.5
5	6	0	0	2	33	2	33	2	33	3.0
6	7	1	14	2	29	2	29	2	29	2.6
7	3	*	*	*	*	*	*	*	*	*
8	2	*	*	*	*	*	*	*	*	*
Total	72	21	29	21	29	19	26	11	15	2.3

* Less than 5 students tested

TELPAS Individual Language Domains

	Listening								Speaking								Reading								Writing							
	Beginning		Intermediate		Advanced		Advanced High		Beginning		Intermediate		Advanced		Advanced High		Beginning		Intermediate		Advanced		Advanced High		Beginning		Intermediate		Advanced		Advanced High	
Grade	N	%	N	%	N	%	N	%	N	%	N	%	N	%	N	%	N	%	N	%	N	%	N	%	N	%	N	%	N	%	N	%
K	16	94	1	6	0	0	0	0	16	94	1	6	0	0	0	0	17	100	0	0	0	0	0	0	17	100	0	0	0	0	0	0
1	1	9	5	45	5	45	0	0	4	36	4	36	3	27	0	0	5	45	4	36	2	18	0	0	8	73	2	18	1	9	0	0
2	0	0	2	20	4	40	4	40	2	20	6	60	0	0	2	20	1	10	4	40	2	20	3	30	1	8	8	62	3	23	1	8
3	0	0	0	0	1	17	5	83	0	0	5	83	1	17	0	0	0	0	1	17	1	17	4	67	1	10	1	10	4	40	4	40
4	0	0	6	67	3	33	0	0	2	22	3	33	3	33	1	11	1	10	6	60	2	20	1	10	0	0	7	54	3	23	3	23
5	1	17	0	0	3	50	2	33	1	17	2	33	3	50	0	0	0	0	2	33	0	0	4	67	0	0	4	40	2	20	4	40
6	1	14	1	14	2	29	3	43	1	14	2	29	4	57	0	0	2	29	3	43	1	14	1	14	0	0	2	29	4	57	1	14
7	*	*	*	*	*	*	*	*	*	*	*	*	*	*	*	*	*	*	*	*	*	*	*	*	*	*	*	*	*	*	*	*
8	*	*	*	*	*	*	*	*	*	*	*	*	*	*	*	*	*	*	*	*	*	*	*	*	*	*	*	*	*	*	*	*
Total	19	27	15	21	19	27	18	25	26	37	25	35	17	24	3	4	26	36	20	28	10	14	16	22	27	31	24	28	17	20	19	22

* Less than 5 students tested

Source:TELPAS data file 7/20/21

Texas English Language Proficiency Assessment System (TELPAS)
2021 Assessment Report

Briarmeadow Charter School

Yearly Progress in TELPAS Composite Rating†

Grade	Cohort Size	Gained 1 Proficiency Level		Gained 2 Proficiency Levels		Gained 3 Proficiency Levels		Gained at Least 1 Proficiency Level	
	N	N	%	N	%	N	%	N	%
1	22	10	45	7	32	0	0	17	77
2	8	3	38	1	13	0	0	4	50
3	4	*	*	*	*	*	*	*	*
4	1	*	*	*	*	*	*	*	*
5	7	5	71	0	0	0	0	5	71
6	1	*	*	*	*	*	*	*	*
Total	43	21	49	8	19	0	0	29	67

TELPAS Composite Rating

Grade	Number of Students	Beginning		Intermediate		Advanced		Advanced High		Average Composite Score
	N	N	%	N	%	N	%	N	%	
K	34	0	0	2	6	7	21	25	74	3.6
1	22	1	5	5	23	6	27	10	45	3.1
2	9	0	0	3	33	3	33	3	33	2.9
3	20	0	0	1	5	13	65	6	30	3.2
4	12	0	0	2	17	4	33	6	50	3.2
5	8	0	0	2	25	1	13	5	63	3.2
6	6	0	0	0	0	3	50	3	50	3.3
7	1	*	*	*	*	*	*	*	*	*
Total	112	1	1	15	13	38	34	58	52	3.3

* Less than 5 students tested

TELPAS Individual Language Domains

	Listening								Speaking								Reading								Writing							
	Beginning		Intermediate		Advanced		Advanced High		Beginning		Intermediate		Advanced		Advanced High		Beginning		Intermediate		Advanced		Advanced High		Beginning		Intermediate		Advanced		Advanced High	
Grade	N	%	N	%	N	%	N	%	N	%	N	%	N	%	N	%	N	%	N	%	N	%	N	%	N	%	N	%	N	%	N	%
K	0	0	2	6	11	32	21	62	0	0	2	6	11	32	21	62	0	0	2	6	7	21	25	74	0	0	2	6	7	21	25	74
1	1	5	1	5	10	45	10	45	1	5	1	5	10	45	10	45	6	27	1	5	5	23	10	45	4	18	4	18	7	32	7	32
2	0	0	2	22	2	22	5	56	2	22	3	33	4	44	0	0	0	0	3	33	5	56	1	11	0	0	3	33	3	33	3	33
3	0	0	0	0	4	20	16	80	0	0	6	30	11	55	3	15	0	0	5	25	7	35	8	40	0	0	8	40	8	40	4	20
4	0	0	2	17	6	50	4	33	1	8	1	8	7	58	3	25	1	8	3	25	2	17	6	50	0	0	0	0	7	58	5	42
5	0	0	1	13	3	38	4	50	0	0	3	38	4	50	1	13	0	0	1	13	1	13	6	75	0	0	2	25	3	38	3	38
6	0	0	0	0	1	17	5	83	0	0	1	17	4	67	1	17	0	0	1	17	1	17	4	67	0	0	3	50	2	33	1	17
7	*	*	*	*	*	*	*	*	*	*	*	*	*	*	*	*	*	*	*	*	*	*	*	*	*	*	*	*	*	*	*	*
Total	1	1	8	7	38	34	65	58	4	4	17	15	52	46	39	35	7	6	16	14	29	26	60	54	4	4	22	20	37	33	49	44

* Less than 5 students tested

Source:TELPAS data file 7/20/21

Texas English Language Proficiency Assessment System (TELPAS)
2021 Assessment Report

Community Services

No Progress Data Available

TELPAS Composite Rating

Grade	Number of Students	Beginning		Intermediate		Advanced		Advanced High		Average Composite Score
	N	N	%	N	%	N	%	N	%	
9	2	*	*	*	*	*	*	*	*	*
Total	2	*	*	*	*	*	*	*	*	*

TELPAS Individual Language Domains

	Listening								Speaking								Reading								Writing							
	Beginning		Intermediate		Advanced		Advanced High		Beginning		Intermediate		Advanced		Advanced High		Beginning		Intermediate		Advanced		Advanced High		Beginning		Intermediate		Advanced		Advanced High	
Grade	N	%	N	%	N	%	N	%	N	%	N	%	N	%	N	%	N	%	N	%	N	%	N	%	N	%	N	%	N	%	N	%
8	0	-	0	-	0	-	0	-	0	-	0	-	0	-	0	-	*	*	*	*	*	*	*	*	*	*	*	*	*	*	*	*
9	9	82	2	18	0	0	0	0	9	82	1	9	1	9	0	0	13	93	1	7	0	0	0	0	*	*	*	*	*	*	*	*
11	0	-	0	-	0	-	0	-	0	-	0	-	0	-	0	-	0	-	0	-	0	-	0	-	*	*	*	*	*	*	*	*
Total	9	82	2	18	0	0	0	0	9	82	1	9	1	9	0	0	13	87	2	13	0	0	0	0	4	67	0	0	1	17	1	17

* Less than 5 students tested

Source:TELPAS data file 7/20/21

Texas English Language Proficiency Assessment System (TELPAS)
2021 Assessment Report

Garden Oaks Montessori

Yearly Progress in TELPAS Composite Rating†

Grade	Cohort Size	Gained 1 Proficiency Level		Gained 2 Proficiency Levels		Gained 3 Proficiency Levels		Gained at Least 1 Proficiency Level	
	N	N	%	N	%	N	%	N	%
1	24	5	21	2	8	0	0	7	29
3	1	*	*	*	*	*	*	*	*
4	1	*	*	*	*	*	*	*	*
Total	26	5	19	2	8	0	0	7	27

TELPAS Composite Rating

Grade	Number of Students	Beginning		Intermediate		Advanced		Advanced High		Average Composite Score
	N	N	%	N	%	N	%	N	%	
K	19	7	37	11	58	1	5	0	0	1.6
1	25	10	40	5	20	8	32	2	8	2.0
2	12	1	8	10	83	1	8	0	0	2.0
3	25	0	0	10	40	8	32	7	28	2.8
4	14	0	0	9	64	5	36	0	0	2.4
5	14	0	0	5	36	7	50	2	14	2.9
6	13	0	0	4	31	7	54	2	15	2.9
7	10	0	0	4	40	6	60	0	0	2.8
8	4	*	*	*	*	*	*	*	*	*
Total	136	18	13	61	45	43	32	14	10	2.4

* Less than 5 students tested

TELPAS Individual Language Domains

	Listening								Speaking								Reading								Writing							
	Beginning		Intermediate		Advanced		Advanced High		Beginning		Intermediate		Advanced		Advanced High		Beginning		Intermediate		Advanced		Advanced High		Beginning		Intermediate		Advanced		Advanced High	
Grade	N	%	N	%	N	%	N	%	N	%	N	%	N	%	N	%	N	%	N	%	N	%	N	%	N	%	N	%	N	%	N	%
K	3	16	12	63	3	16	1	5	9	47	6	32	3	16	1	5	13	68	5	26	1	5	0	0	16	84	2	11	1	5	0	0
1	8	32	6	24	8	32	3	12	11	44	4	16	7	28	3	12	13	52	1	4	9	36	2	8	12	48	7	28	5	20	1	4
2	0	0	5	42	4	33	3	25	2	17	9	75	1	8	0	0	7	58	4	33	1	8	0	0	4	29	8	57	2	14	0	0
3	0	0	5	20	3	12	17	68	3	12	13	52	8	32	1	4	8	32	6	24	3	12	8	32	0	0	10	38	6	23	10	38
4	0	0	9	64	5	36	0	0	1	7	8	57	5	36	0	0	0	0	10	71	2	14	2	14	1	6	9	53	5	29	2	12
5	0	0	3	20	8	53	4	27	4	27	6	40	5	33	0	0	0	0	4	27	3	20	8	53	0	0	6	38	4	25	6	38
6	1	6	3	19	4	25	8	50	2	13	9	56	4	25	1	6	1	8	5	38	5	38	2	15	2	11	3	16	6	32	8	42
7	1	10	2	20	4	40	3	30	1	10	5	50	4	40	0	0	0	0	5	50	4	40	1	10	0	0	2	18	5	45	4	36
8	*	*	*	*	*	*	*	*	*	*	*	*	*	*	*	*	*	*	*	*	*	*	*	*	*	*	*	*	*	*	*	*
Total	13	9	46	33	41	29	40	29	33	24	62	44	39	28	6	4	43	31	42	31	29	21	23	17	36	24	49	32	34	23	32	21

* Less than 5 students tested

Source:TELPAS data file 7/20/21

Texas English Language Proficiency Assessment System (TELPAS)
2021 Assessment Report

Gregory-Lincoln Education Center

No Progress Data Available

TELPAS Composite Rating

Grade	Number of Students	Beginning		Intermediate		Advanced		Advanced High		Average Composite Score
	N	N	%	N	%	N	%	N	%	
K	7	7	100	0	0	0	0	0	0	1.1
1	8	8	100	0	0	0	0	0	0	1.0
2	8	0	0	6	75	2	25	0	0	2.2
3	12	0	0	9	75	2	17	1	8	2.6
4	8	0	0	6	75	2	25	0	0	2.5
5	9	0	0	4	44	5	56	0	0	2.4
6	8	0	0	2	25	3	38	3	38	3.3
7	11	0	0	4	36	7	64	0	0	2.7
8	20	0	0	7	35	11	55	2	10	2.9
Total	91	15	16	38	42	32	35	6	7	2.4

TELPAS Individual Language Domains

	Listening								Speaking								Reading								Writing							
	Beginning		Intermediate		Advanced		Advanced High		Beginning		Intermediate		Advanced		Advanced High		Beginning		Intermediate		Advanced		Advanced High		Beginning		Intermediate		Advanced		Advanced High	
Grade	N	%	N	%	N	%	N	%	N	%	N	%	N	%	N	%	N	%	N	%	N	%	N	%	N	%	N	%	N	%	N	%
K	5	71	2	29	0	0	0	0	7	100	0	0	0	0	0	0	7	100	0	0	0	0	0	0	7	100	0	0	0	0	0	0
1	8	100	0	0	0	0	0	0	8	100	0	0	0	0	0	0	8	100	0	0	0	0	0	0	7	88	1	13	0	0	0	0
2	0	0	4	50	3	38	1	13	3	38	5	63	0	0	0	0	3	38	4	50	0	0	1	13	1	13	4	50	2	25	1	13
3	0	0	2	15	5	38	6	46	4	31	8	62	1	8	0	0	4	33	5	42	1	8	2	17	2	15	2	15	2	15	7	54
4	1	13	2	25	5	63	0	0	4	50	4	50	0	0	0	0	1	13	5	63	1	13	1	13	0	0	2	25	0	0	6	75
5	1	10	3	30	3	30	3	30	1	10	6	60	3	30	0	0	2	22	3	33	2	22	2	22	0	0	8	80	2	20	0	0
6	0	0	0	0	1	13	7	88	2	25	2	25	4	50	0	0	0	0	1	13	0	0	7	88	0	0	1	13	4	50	3	38
7	1	9	2	18	5	45	3	27	1	9	6	55	4	36	0	0	1	9	4	36	5	45	1	9	0	0	3	27	5	45	3	27
8	1	5	2	10	4	20	13	65	6	30	9	45	5	25	0	0	0	0	6	30	11	55	3	15	0	0	5	25	2	10	13	65
Total	17	18	17	18	26	28	33	35	36	39	40	43	17	18	0	0	26	29	28	31	20	22	17	19	17	18	26	28	17	18	33	35

* Less than 5 students tested

Source:TELPAS data file 7/20/21

Harper DAEP

No Progress Data Available

No Proficiency Data Available

No Scorable Data Available

Source:TELPAS data file 7/20/21

Juvenile Justice Alternative Education Program

No Progress Data Available

No Proficiency Data Available

No Scorable Data Available

Source:TELPAS data file 7/20/21

Texas English Language Proficiency Assessment System (TELPAS)
2021 Assessment Report

Las Americas Middle School

Yearly Progress in TELPAS Composite Rating†

Grade	Cohort Size	Gained 1 Proficiency Level		Gained 2 Proficiency Levels		Gained 3 Proficiency Levels		Gained at Least 1 Proficiency Level	
	N	N	%	N	%	N	%	N	%
5	1	*	*	*	*	*	*	*	*
7	1	*	*	*	*	*	*	*	*
8	2	*	*	*	*	*	*	*	*
Total	4	*	*	*	*	*	*	*	*

TELPAS Composite Rating

Grade	Number of Students	Beginning		Intermediate		Advanced		Advanced High		Average Composite Score
	N	N	%	N	%	N	%	N	%	
4	7	6	86	1	14	0	0	0	0	1.2
5	30	17	57	13	43	0	0	0	0	1.4
6	30	25	83	5	17	0	0	0	0	1.2
7	57	29	51	27	47	1	2	0	0	1.5
8	51	31	61	19	37	1	2	0	0	1.4
Total	175	108	62	65	37	2	1	0	0	1.4

* Less than 5 students tested

TELPAS Individual Language Domains

	Listening								Speaking								Reading								Writing							
	Beginning		Intermediate		Advanced		Advanced High		Beginning		Intermediate		Advanced		Advanced High		Beginning		Intermediate		Advanced		Advanced High		Beginning		Intermediate		Advanced		Advanced High	
Grade	N	%	N	%	N	%	N	%	N	%	N	%	N	%	N	%	N	%	N	%	N	%	N	%	N	%	N	%	N	%	N	%
4	5	71	2	29	0	0	0	0	7	100	0	0	0	0	0	0	5	71	2	29	0	0	0	0	6	86	1	14	0	0	0	0
5	27	90	3	10	0	0	0	0	22	73	8	27	0	0	0	0	16	53	14	47	0	0	0	0	16	53	12	40	2	7	0	0
6	28	85	5	15	0	0	0	0	17	52	16	48	0	0	0	0	28	88	4	13	0	0	0	0	28	93	2	7	0	0	0	0
7	37	64	19	33	2	3	0	0	19	33	34	59	5	9	0	0	48	83	10	17	0	0	0	0	35	61	19	33	3	5	0	0
8	36	69	15	29	1	2	0	0	26	50	25	48	1	2	0	0	41	79	10	19	1	2	0	0	33	63	18	35	1	2	0	0
Total	133	74	44	24	3	2	0	0	91	51	83	46	6	3	0	0	138	77	40	22	1	1	0	0	118	67	52	30	6	3	0	0

* Less than 5 students tested

Source:TELPAS data file 7/20/21

Texas English Language Proficiency Assessment System (TELPAS)
2021 Assessment Report

Mickey Leland College Preparatory Academy

Yearly Progress in TELPAS Composite Rating†

Grade	Cohort Size	Gained 1 Proficiency Level		Gained 2 Proficiency Levels		Gained 3 Proficiency Levels		Gained at Least 1 Proficiency Level	
	N	N	%	N	%	N	%	N	%
6	2	*	*	*	*	*	*	*	*
Total	2	*	*	*	*	*	*	*	*

TELPAS Composite Rating

Grade	Number of Students	Beginning		Intermediate		Advanced		Advanced High		Average Composite Score
	N	N	%	N	%	N	%	N	%	
6	3	*	*	*	*	*	*	*	*	*
7	7	0	0	2	29	3	43	2	29	2.9
8	4	*	*	*	*	*	*	*	*	*
9	5	0	0	2	40	3	60	0	0	2.8
10	3	*	*	*	*	*	*	*	*	*
11	2	*	*	*	*	*	*	*	*	*
Total	24	0	0	8	33	14	58	2	8	2.7

* Less than 5 students tested

TELPAS Individual Language Domains

	Listening								Speaking								Reading								Writing							
	Beginning		Intermediate		Advanced		Advanced High		Beginning		Intermediate		Advanced		Advanced High		Beginning		Intermediate		Advanced		Advanced High		Beginning		Intermediate		Advanced		Advanced High	
Grade	N	%	N	%	N	%	N	%	N	%	N	%	N	%	N	%	N	%	N	%	N	%	N	%	N	%	N	%	N	%	N	%
6	*	*	*	*	*	*	*	*	*	*	*	*	*	*	*	*	*	*	*	*	*	*	*	*	*	*	*	*	*	*	*	*
7	0	0	0	0	4	57	3	43	1	14	2	29	4	57	0	0	1	14	3	43	1	14	2	29	1	10	3	30	5	50	1	10
8	*	*	*	*	*	*	*	*	*	*	*	*	*	*	*	*	*	*	*	*	*	*	*	*	0	0	4	80	1	20	0	0
9	0	0	0	0	3	60	2	40	1	20	1	20	2	40	1	20	1	20	1	20	2	40	1	20	0	0	3	50	2	33	1	17
10	*	*	*	*	*	*	*	*	*	*	*	*	*	*	*	*	*	*	*	*	*	*	*	*	*	*	*	*	*	*	*	*
11	*	*	*	*	*	*	*	*	*	*	*	*	*	*	*	*	*	*	*	*	*	*	*	*	*	*	*	*	*	*	*	*
12	0	-	0	-	0	-	0	-	0	-	0	-	0	-	0	-	0	-	0	-	0	-	0	-	*	*	*	*	*	*	*	*
Total	0	0	0	0	15	63	9	38	3	13	8	33	11	46	2	8	3	13	11	46	7	29	3	13	1	3	17	55	11	35	2	6

* Less than 5 students tested

Source:TELPAS data file 7/20/21

Texas English Language Proficiency Assessment System (TELPAS)
2021 Assessment Report

Jane Long Academy

Yearly Progress in TELPAS Composite Rating†

Grade	Cohort Size	Gained 1 Proficiency Level		Gained 2 Proficiency Levels		Gained 3 Proficiency Levels		Gained at Least 1 Proficiency Level	
	N	N	%	N	%	N	%	N	%
6	44	4	9	0	0	0	0	4	9
7	2	*	*	*	*	*	*	*	*
8	3	*	*	*	*	*	*	*	*
Total	49	4	8	0	0	0	0	4	8

TELPAS Composite Rating

Grade	Number of Students	Beginning		Intermediate		Advanced		Advanced High		Average Composite Score
	N	N	%	N	%	N	%	N	%	
6	134	25	19	65	49	35	26	9	7	2.2
7	113	16	14	52	46	42	37	3	3	2.3
8	125	20	16	68	54	29	23	8	6	2.3
9	2	*	*	*	*	*	*	*	*	*
10	9	0	0	2	22	2	22	5	56	3.3
11	1	*	*	*	*	*	*	*	*	*
Total	384	61	16	187	49	111	29	25	7	2.3

* Less than 5 students tested

TELPAS Individual Language Domains

	Listening								Speaking								Reading								Writing							
	Beginning		Intermediate		Advanced		Advanced High		Beginning		Intermediate		Advanced		Advanced High		Beginning		Intermediate		Advanced		Advanced High		Beginning		Intermediate		Advanced		Advanced High	
Grade	N	%	N	%	N	%	N	%	N	%	N	%	N	%	N	%	N	%	N	%	N	%	N	%	N	%	N	%	N	%	N	%
6	32	21	57	37	35	23	31	20	50	32	84	54	20	13	1	1	62	40	38	24	34	22	22	14	28	18	53	35	49	32	22	14
7	19	16	44	38	29	25	24	21	51	44	41	35	21	18	3	3	33	28	36	31	27	23	20	17	13	9	44	32	57	42	23	17
8	26	20	43	33	29	22	33	25	61	47	49	37	18	14	3	2	35	27	50	38	27	21	19	15	21	13	76	48	45	29	15	10
9	0	0	0	0	3	50	3	50	2	33	1	17	2	33	1	17	0	0	0	0	0	0	6	100	*	*	*	*	*	*	*	*
10	0	0	2	11	6	32	11	58	5	26	5	26	7	37	2	11	0	0	1	5	5	24	15	71	0	0	0	0	5	45	6	55
11	*	*	*	*	*	*	*	*	*	*	*	*	*	*	*	*	*	*	*	*	*	*	*	*	*	*	*	*	*	*	*	*
12	*	*	*	*	*	*	*	*	*	*	*	*	*	*	*	*	*	*	*	*	*	*	*	*	0	-	0	-	0	-	0	-
Total	77	18	148	34	103	24	102	24	170	40	180	42	69	16	11	3	130	30	127	29	93	21	83	19	62	13	173	38	159	34	67	15

* Less than 5 students tested

Source:TELPAS data file 7/20/21

Texas English Language Proficiency Assessment System (TELPAS)
2021 Assessment Report

Mandarin Immersion Magnet School

Yearly Progress in TELPAS Composite Rating†

Grade	Cohort Size	Gained 1 Proficiency Level		Gained 2 Proficiency Levels		Gained 3 Proficiency Levels		Gained at Least 1 Proficiency Level	
	N	N	%	N	%	N	%	N	%
1	2	*	*	*	*	*	*	*	*
Total	2	*	*	*	*	*	*	*	*

TELPAS Composite Rating

Grade	Number of Students	Beginning		Intermediate		Advanced		Advanced High		Average Composite Score
	N	N	%	N	%	N	%	N	%	
K	24	0	0	12	50	11	46	1	4	2.5
1	11	0	0	0	0	6	55	5	45	3.4
2	8	0	0	1	13	6	75	1	13	3.3
3	6	0	0	2	33	3	50	1	17	3.0
4	6	0	0	0	0	1	17	5	83	3.7
5	5	0	0	0	0	2	40	3	60	3.4
6	6	0	0	1	17	4	67	1	17	2.8
8	1	*	*	*	*	*	*	*	*	*
Total	67	0	0	16	24	33	49	18	27	3.0

* Less than 5 students tested

TELPAS Individual Language Domains

	Listening								Speaking								Reading								Writing							
	Beginning		Intermediate		Advanced		Advanced High		Beginning		Intermediate		Advanced		Advanced High		Beginning		Intermediate		Advanced		Advanced High		Beginning		Intermediate		Advanced		Advanced High	
Grade	N	%	N	%	N	%	N	%	N	%	N	%	N	%	N	%	N	%	N	%	N	%	N	%	N	%	N	%	N	%	N	%
K	0	0	13	54	10	42	1	4	0	0	9	38	15	63	0	0	0	0	18	75	4	17	2	8	0	0	17	71	6	25	1	4
1	0	0	0	0	6	55	5	45	0	0	0	0	6	55	5	45	0	0	0	0	6	55	5	45	0	0	0	0	8	73	3	27
2	0	0	0	0	0	0	8	100	1	13	6	75	1	13	0	0	0	0	0	0	1	13	7	88	0	0	1	8	4	31	8	62
3	0	0	0	0	2	33	4	67	2	33	3	50	1	17	0	0	1	17	0	0	2	33	3	50	0	0	1	14	3	43	3	43
4	0	0	1	17	0	0	5	83	0	0	1	17	4	67	1	17	0	0	0	0	0	0	6	100	0	0	0	0	2	22	7	78
5	0	0	0	0	2	40	3	60	0	0	2	40	3	60	0	0	0	0	0	0	2	40	3	60	0	0	0	0	1	17	5	83
6	0	0	1	17	2	33	3	50	0	0	5	83	1	17	0	0	1	17	2	33	1	17	2	33	0	0	2	29	4	57	1	14
8	*	*	*	*	*	*	*	*	*	*	*	*	*	*	*	*	*	*	*	*	*	*	*	*	*	*	*	*	*	*	*	*
Total	0	0	15	22	22	33	30	45	3	4	26	39	31	46	7	10	2	3	20	30	16	24	29	43	0	0	21	27	28	36	29	37

* Less than 5 students tested

Source:TELPAS data file 7/20/21

Texas English Language Proficiency Assessment System (TELPAS)
2021 Assessment Report

Pilgrim Academy

Yearly Progress in TELPAS Composite Rating†

Grade	Cohort Size	Gained 1 Proficiency Level		Gained 2 Proficiency Levels		Gained 3 Proficiency Levels		Gained at Least 1 Proficiency Level	
	N	N	%	N	%	N	%	N	%
1	109	32	29	13	12	0	0	45	41
2	90	44	49	2	2	0	0	46	51
3	3	*	*	*	*	*	*	*	*
4	1	*	*	*	*	*	*	*	*
5	2	*	*	*	*	*	*	*	*
Total	205	77	38	15	7	0	0	92	45

TELPAS Composite Rating

Grade	Number of Students	Beginning		Intermediate		Advanced		Advanced High		Average Composite Score
	N	N	%	N	%	N	%	N	%	
K	93	80	86	13	14	0	0	0	0	1.1
1	113	56	50	36	32	19	17	2	2	1.6
2	97	19	20	57	59	20	21	1	1	2.0
3	96	7	7	54	56	30	31	5	5	2.4
4	102	11	11	48	47	34	33	9	9	2.3
5	77	6	8	31	40	36	47	4	5	2.5
6	56	6	11	17	30	24	43	9	16	2.6
7	55	4	7	20	36	27	49	4	7	2.6
8	55	1	2	12	22	30	55	12	22	2.9
Total	744	190	26	288	39	220	30	46	6	2.1

* Less than 5 students tested

TELPAS Individual Language Domains

	Listening								Speaking								Reading								Writing							
	Beginning		Intermediate		Advanced		Advanced High		Beginning		Intermediate		Advanced		Advanced High		Beginning		Intermediate		Advanced		Advanced High		Beginning		Intermediate		Advanced		Advanced High	
Grade	N	%	N	%	N	%	N	%	N	%	N	%	N	%	N	%	N	%	N	%	N	%	N	%	N	%	N	%	N	%	N	%
K	66	71	27	29	0	0	0	0	81	87	12	13	0	0	0	0	89	96	4	4	0	0	0	0	92	99	1	1	0	0	0	0
1	51	45	40	35	20	18	2	2	57	50	37	33	17	15	2	2	77	68	17	15	17	15	2	2	85	75	15	13	11	10	2	2
2	6	6	42	41	36	35	18	18	36	35	59	58	6	6	1	1	54	53	28	27	17	17	3	3	32	33	55	57	10	10	0	0
3	1	1	15	15	35	36	47	48	10	10	59	60	25	26	4	4	30	31	42	43	10	10	15	15	26	26	52	53	18	18	3	3
4	26	24	37	35	29	27	15	14	26	24	43	40	34	32	4	4	16	15	50	47	14	13	27	25	18	17	42	39	38	36	9	8
5	16	20	34	41	24	29	8	10	29	35	33	40	19	23	1	1	10	12	26	32	20	24	26	32	3	4	19	24	33	41	25	31
6	10	13	16	21	29	39	20	27	17	23	34	45	21	28	3	4	20	27	26	35	16	21	13	17	6	11	11	20	16	29	23	41
7	9	13	16	23	25	36	20	29	15	21	40	57	14	20	1	1	22	31	15	21	19	27	14	20	3	5	13	23	24	42	17	30
8	1	2	11	19	16	28	30	52	8	14	27	47	22	38	1	2	5	9	23	40	21	36	9	16	2	4	10	18	14	25	31	54
Total	186	23	238	30	214	27	160	20	279	35	344	43	158	20	17	2	323	41	231	29	134	17	109	14	267	35	218	29	164	22	110	14

* Less than 5 students tested

Source:TELPAS data file 7/20/21

Texas English Language Proficiency Assessment System (TELPAS)
2021 Assessment Report

Billy Reagan K-8 Educational Center

Yearly Progress in TELPAS Composite Rating†

Grade	Cohort Size	Gained 1 Proficiency Level		Gained 2 Proficiency Levels		Gained 3 Proficiency Levels		Gained at Least 1 Proficiency Level	
	N	N	%	N	%	N	%	N	%
1	41	4	10	0	0	0	0	4	10
2	45	28	62	8	18	1	2	37	82
3	2	*	*	*	*	*	*	*	*
4	17	4	24	0	0	0	0	4	24
5	2	*	*	*	*	*	*	*	*
6	1	*	*	*	*	*	*	*	*
8	1	*	*	*	*	*	*	*	*
Total	109	38	35	8	7	1	1	47	43

TELPAS Composite Rating

Grade	Number of Students	Beginning		Intermediate		Advanced		Advanced High		Average Composite Score
	N	N	%	N	%	N	%	N	%	
K	36	21	58	15	42	0	0	0	0	1.3
1	44	18	41	26	59	0	0	0	0	1.5
2	46	4	9	21	46	17	37	4	9	2.4
3	49	3	6	24	49	16	33	6	12	2.6
4	65	1	2	39	60	22	34	3	5	2.4
5	65	0	0	21	32	34	52	10	15	2.8
6	33	2	6	10	30	18	55	3	9	2.7
7	34	1	3	13	38	18	53	2	6	2.7
8	31	2	6	12	39	14	45	3	10	2.7
Total	403	52	13	181	45	139	34	31	8	2.4

* Less than 5 students tested

TELPAS Individual Language Domains

	Listening								Speaking								Reading								Writing							
	Beginning		Intermediate		Advanced		Advanced High		Beginning		Intermediate		Advanced		Advanced High		Beginning		Intermediate		Advanced		Advanced High		Beginning		Intermediate		Advanced		Advanced High	
Grade	N	%	N	%	N	%	N	%	N	%	N	%	N	%	N	%	N	%	N	%	N	%	N	%	N	%	N	%	N	%	N	%
K	18	50	18	50	0	0	0	0	21	58	15	42	0	0	0	0	28	78	8	22	0	0	0	0	29	81	7	19	0	0	0	0
1	6	14	38	86	0	0	0	0	18	41	26	59	0	0	0	0	36	82	8	18	0	0	0	0	36	82	8	18	0	0	0	0
2	2	4	10	22	14	30	20	43	13	28	18	39	12	26	3	7	15	33	18	39	9	20	4	9	12	26	11	23	18	38	6	13
3	1	2	11	22	9	18	28	57	8	16	28	57	10	20	3	6	16	31	16	31	9	18	10	20	9	18	20	39	11	22	11	22
4	11	17	27	42	20	31	7	11	14	22	21	32	28	43	2	3	7	10	41	61	9	13	10	15	4	6	35	52	22	33	6	9
5	9	14	12	18	23	35	21	32	8	12	28	43	25	38	4	6	4	6	23	32	21	30	23	32	3	4	20	27	44	60	6	8
6	4	10	9	21	16	38	13	31	5	12	25	60	11	26	1	2	9	21	13	30	12	28	9	21	4	12	6	18	12	35	12	35
7	2	5	10	26	16	42	10	26	12	32	19	50	7	18	0	0	4	10	11	27	15	37	11	27	0	0	5	13	28	74	5	13
8	2	6	6	19	9	29	14	45	7	23	17	55	7	23	0	0	5	16	10	32	13	42	3	10	2	6	5	16	12	39	12	39
Total	55	13	141	34	107	26	113	27	106	25	197	47	100	24	13	3	124	29	148	34	88	20	70	16	99	24	117	28	147	35	58	14

* Less than 5 students tested

Source:TELPAS data file 7/20/21

Texas English Language Proficiency Assessment System (TELPAS)
2021 Assessment Report

The Rice School/La Escuela Rice

Yearly Progress in TELPAS Composite Rating†

Grade	Cohort Size	Gained 1 Proficiency Level		Gained 2 Proficiency Levels		Gained 3 Proficiency Levels		Gained at Least 1 Proficiency Level	
	N	N	%	N	%	N	%	N	%
1	1	*	*	*	*	*	*	*	*
4	1	*	*	*	*	*	*	*	*
6	1	*	*	*	*	*	*	*	*
Total	3	*	*	*	*	*	*	*	*

TELPAS Composite Rating

Grade	Number of Students	Beginning		Intermediate		Advanced		Advanced High		Average Composite Score
	N	N	%	N	%	N	%	N	%	
K	25	7	28	16	64	2	8	0	0	1.7
1	32	1	3	6	19	15	47	10	31	3.1
2	6	0	0	1	17	4	67	1	17	3.1
3	8	1	13	3	38	3	38	1	13	2.7
4	8	0	0	0	0	5	63	3	38	3.3
5	5	0	0	0	0	3	60	2	40	3.4
6	7	0	0	0	0	2	29	5	71	3.7
7	4	*	*	*	*	*	*	*	*	*
8	3	*	*	*	*	*	*	*	*	*
Total	98	9	9	27	28	36	37	26	27	2.8

* Less than 5 students tested

TELPAS Individual Language Domains

	Listening								Speaking								Reading								Writing							
	Beginning		Intermediate		Advanced		Advanced High		Beginning		Intermediate		Advanced		Advanced High		Beginning		Intermediate		Advanced		Advanced High		Beginning		Intermediate		Advanced		Advanced High	
Grade	N	%	N	%	N	%	N	%	N	%	N	%	N	%	N	%	N	%	N	%	N	%	N	%	N	%	N	%	N	%	N	%
K	1	4	20	80	4	16	0	0	8	32	15	60	2	8	0	0	14	56	9	36	2	8	0	0	16	64	9	36	0	0	0	0
1	1	3	2	6	8	25	21	66	1	3	3	9	7	22	21	66	2	6	8	25	15	47	7	22	4	13	18	56	3	9	7	22
2	0	0	1	17	2	33	3	50	0	0	4	67	1	17	1	17	1	17	1	17	2	33	2	33	0	0	0	0	3	43	4	57
3	0	0	1	13	2	25	5	63	4	50	2	25	1	13	1	13	1	13	3	38	1	13	3	38	2	25	1	13	4	50	1	13
4	0	0	1	13	5	63	2	25	0	0	3	38	4	50	1	13	0	0	0	0	1	13	7	88	1	3	6	20	12	40	11	37
5	0	0	0	0	3	50	3	50	0	0	3	50	3	50	0	0	0	0	0	0	0	0	5	100	0	0	0	0	2	33	4	67
6	0	0	0	0	1	13	7	88	1	13	2	25	4	50	1	13	0	0	0	0	1	13	7	88	0	0	0	0	0	0	11	100
7	*	*	*	*	*	*	*	*	*	*	*	*	*	*	*	*	*	*	*	*	*	*	*	*	0	0	2	10	10	50	8	40
8	*	*	*	*	*	*	*	*	*	*	*	*	*	*	*	*	*	*	*	*	*	*	*	*	*	*	*	*	*	*	*	*
Total	2	2	26	26	25	25	47	47	14	14	35	35	26	26	25	25	18	18	23	23	22	22	36	36	23	16	36	25	35	24	49	34

* Less than 5 students tested

Source:TELPAS data file 7/20/21

Texas English Language Proficiency Assessment System (TELPAS)
2021 Assessment Report

T. H. Rogers School

Yearly Progress in TELPAS Composite Rating†

Grade	Cohort Size	Gained 1 Proficiency Level		Gained 2 Proficiency Levels		Gained 3 Proficiency Levels		Gained at Least 1 Proficiency Level	
	N	N	%	N	%	N	%	N	%
1	1	*	*	*	*	*	*	*	*
6	2	*	*	*	*	*	*	*	*
Total	3	*	*	*	*	*	*	*	*

TELPAS Composite Rating

Grade	Number of Students	Beginning		Intermediate		Advanced		Advanced High		Average Composite Score
	N	N	%	N	%	N	%	N	%	
K	13	1	8	0	0	12	92	0	0	2.9
1	14	1	7	6	43	7	50	0	0	2.4
2	5	1	20	1	20	0	0	3	60	2.9
3	4	*	*	*	*	*	*	*	*	*
4	5	1	20	0	0	1	20	3	60	3.1
5	1	*	*	*	*	*	*	*	*	*
6	3	*	*	*	*	*	*	*	*	*
7	3	*	*	*	*	*	*	*	*	*
Total	48	5	10	7	15	24	50	12	25	2.9

* Less than 5 students tested

TELPAS Individual Language Domains

	Listening								Speaking								Reading								Writing							
	Beginning		Intermediate		Advanced		Advanced High		Beginning		Intermediate		Advanced		Advanced High		Beginning		Intermediate		Advanced		Advanced High		Beginning		Intermediate		Advanced		Advanced High	
Grade	N	%	N	%	N	%	N	%	N	%	N	%	N	%	N	%	N	%	N	%	N	%	N	%	N	%	N	%	N	%	N	%
K	0	0	1	8	12	92	0	0	1	8	0	0	12	92	0	0	1	8	0	0	12	92	0	0	1	8	0	0	12	92	0	0
1	1	7	7	50	6	43	0	0	1	7	5	36	8	57	0	0	1	7	6	43	7	50	0	0	1	7	7	50	6	43	0	0
2	*	*	*	*	*	*	*	*	*	*	*	*	*	*	*	*	2	40	0	0	0	0	3	60	1	9	1	9	1	9	8	73
3	*	*	*	*	*	*	*	*	*	*	*	*	*	*	*	*	*	*	*	*	*	*	*	*	0	0	0	0	0	0	6	100
4	*	*	*	*	*	*	*	*	*	*	*	*	*	*	*	*	1	20	0	0	0	0	4	80	1	17	0	0	2	33	3	50
5	*	*	*	*	*	*	*	*	*	*	*	*	*	*	*	*	*	*	*	*	*	*	*	*	*	*	*	*	*	*	*	*
6	*	*	*	*	*	*	*	*	*	*	*	*	*	*	*	*	*	*	*	*	*	*	*	*	*	*	*	*	*	*	*	*
7	*	*	*	*	*	*	*	*	*	*	*	*	*	*	*	*	*	*	*	*	*	*	*	*	*	*	*	*	*	*	*	*
Total	1	2	11	24	18	39	16	35	3	7	10	22	28	61	5	11	6	13	6	13	20	42	16	33	5	8	9	15	26	43	20	33

* Less than 5 students tested

Source:TELPAS data file 7/20/21

Texas English Language Proficiency Assessment System (TELPAS)
2021 Assessment Report

Secondary DAEP

No Progress Data Available

TELPAS Composite Rating

Grade	Number of Students	Beginning		Intermediate		Advanced		Advanced High		Average Composite Score
	N	N	%	N	%	N	%	N	%	
6	1	*	*	*	*	*	*	*	*	*
Total	1	*	*	*	*	*	*	*	*	*

TELPAS Individual Language Domains

	Listening								Speaking								Reading								Writing							
	Beginning		Intermediate		Advanced		Advanced High		Beginning		Intermediate		Advanced		Advanced High		Beginning		Intermediate		Advanced		Advanced High		Beginning		Intermediate		Advanced		Advanced High	
Grade	N	%	N	%	N	%	N	%	N	%	N	%	N	%	N	%	N	%	N	%	N	%	N	%	N	%	N	%	N	%	N	%
6	*	*	*	*	*	*	*	*	*	*	*	*	*	*	*	*	*	*	*	*	*	*	*	*	*	*	*	*	*	*	*	*
Total	*	*	*	*	*	*	*	*	*	*	*	*	*	*	*	*	*	*	*	*	*	*	*	*	*	*	*	*	*	*	*	*

* Less than 5 students tested

Source:TELPAS data file 7/20/21

Texas English Language Proficiency Assessment System (TELPAS)
2021 Assessment Report

Sharpstown International School

Yearly Progress in TELPAS Composite Rating†

Grade	Cohort Size	Gained 1 Proficiency Level		Gained 2 Proficiency Levels		Gained 3 Proficiency Levels		Gained at Least 1 Proficiency Level	
	N	N	%	N	%	N	%	N	%
6	7	2	29	0	0	0	0	2	29
Total	7	2	29	0	0	0	0	2	29

TELPAS Composite Rating

Grade	Number of Students	Beginning		Intermediate		Advanced		Advanced High		Average Composite Score
	N	N	%	N	%	N	%	N	%	
6	19	0	0	9	47	8	42	2	11	2.6
7	6	0	0	0	0	5	83	1	17	3.3
8	11	0	0	1	9	4	36	6	55	3.4
9	8	0	0	1	13	4	50	3	38	3.2
10	1	*	*	*	*	*	*	*	*	*
11	1	*	*	*	*	*	*	*	*	*
12	4	*	*	*	*	*	*	*	*	*
Total	50	0	0	11	22	23	46	16	32	3.1

* Less than 5 students tested

TELPAS Individual Language Domains

	Listening								Speaking								Reading								Writing							
	Beginning		Intermediate		Advanced		Advanced High		Beginning		Intermediate		Advanced		Advanced High		Beginning		Intermediate		Advanced		Advanced High		Beginning		Intermediate		Advanced		Advanced High	
Grade	N	%	N	%	N	%	N	%	N	%	N	%	N	%	N	%	N	%	N	%	N	%	N	%	N	%	N	%	N	%	N	%
6	0	0	8	40	7	35	5	25	5	25	7	35	6	30	2	10	4	20	7	35	5	25	4	20	0	0	10	38	9	35	7	27
7	0	0	1	17	3	50	2	33	0	0	1	17	5	83	0	0	0	0	0	0	2	33	4	67	0	0	4	24	7	41	6	35
8	0	0	0	0	2	15	11	85	1	8	5	38	7	54	0	0	0	0	2	17	3	25	7	58	0	0	3	10	16	52	12	39
9	0	0	1	13	4	50	3	38	1	13	1	13	5	63	1	13	1	13	0	0	4	50	3	38	0	0	1	10	3	30	6	60
10	*	*	*	*	*	*	*	*	*	*	*	*	*	*	*	*	*	*	*	*	*	*	*	*	0	0	1	20	2	40	2	40
11	*	*	*	*	*	*	*	*	*	*	*	*	*	*	*	*	*	*	*	*	*	*	*	*	0	0	1	17	1	17	4	67
12	*	*	*	*	*	*	*	*	*	*	*	*	*	*	*	*	*	*	*	*	*	*	*	*	0	0	1	20	4	80	0	0
Total	0	0	10	19	17	32	26	49	7	13	14	26	25	47	7	13	5	10	9	17	16	31	22	42	0	0	21	21	42	42	37	37

* Less than 5 students tested

Source:TELPAS data file 7/20/21

SOAR Center

No Progress Data Available

No Proficiency Data Available

No Scorable Data Available

Source:TELPAS data file 7/20/21

Texas English Language Proficiency Assessment System (TELPAS)
2021 Assessment Report

Texas Connections Academy at Houston

Yearly Progress in TELPAS Composite Rating†

Grade	Cohort Size	Gained 1 Proficiency Level		Gained 2 Proficiency Levels		Gained 3 Proficiency Levels		Gained at Least 1 Proficiency Level	
	N	N	%	N	%	N	%	N	%
3	1	*	*	*	*	*	*	*	*
5	1	*	*	*	*	*	*	*	*
9	1	*	*	*	*	*	*	*	*
Total	3	*	*	*	*	*	*	*	*

TELPAS Composite Rating

Grade	Number of Students	Beginning		Intermediate		Advanced		Advanced High		Average Composite Score
	N	N	%	N	%	N	%	N	%	
3	2	*	*	*	*	*	*	*	*	*
4	3	*	*	*	*	*	*	*	*	*
5	3	*	*	*	*	*	*	*	*	*
6	2	*	*	*	*	*	*	*	*	*
8	1	*	*	*	*	*	*	*	*	*
9	5	0	0	0	0	2	40	3	60	3.5
10	3	*	*	*	*	*	*	*	*	*
11	2	*	*	*	*	*	*	*	*	*
12	1	*	*	*	*	*	*	*	*	*
Total	22	0	0	0	0	8	36	14	64	3.5

* Less than 5 students tested

TELPAS Individual Language Domains

	Listening								Speaking								Reading								Writing							
	Beginning		Intermediate		Advanced		Advanced High		Beginning		Intermediate		Advanced		Advanced High		Beginning		Intermediate		Advanced		Advanced High		Beginning		Intermediate		Advanced		Advanced High	
Grade	N	%	N	%	N	%	N	%	N	%	N	%	N	%	N	%	N	%	N	%	N	%	N	%	N	%	N	%	N	%	N	%
3	*	*	*	*	*	*	*	*	*	*	*	*	*	*	*	*	*	*	*	*	*	*	*	*	0	0	1	13	5	63	2	25
4	*	*	*	*	*	*	*	*	*	*	*	*	*	*	*	*	*	*	*	*	*	*	*	*	0	0	5	25	8	40	7	35
5	*	*	*	*	*	*	*	*	*	*	*	*	*	*	*	*	*	*	*	*	*	*	*	*	0	0	0	0	4	31	9	69
6	*	*	*	*	*	*	*	*	*	*	*	*	*	*	*	*	*	*	*	*	*	*	*	*	0	0	13	54	6	25	5	21
7	0	-	0	-	0	-	0	-	0	-	0	-	0	-	0	-	0	-	0	-	0	-	0	-	1	7	4	29	4	29	5	36
8	*	*	*	*	*	*	*	*	*	*	*	*	*	*	*	*	*	*	*	*	*	*	*	*	0	0	2	10	7	33	12	57
9	0	0	0	0	1	20	4	80	0	0	1	20	3	60	1	20	0	0	0	0	2	40	3	60	0	0	1	6	12	67	5	28
10	*	*	*	*	*	*	*	*	*	*	*	*	*	*	*	*	*	*	*	*	*	*	*	*	0	0	7	39	7	39	4	22
11	*	*	*	*	*	*	*	*	*	*	*	*	*	*	*	*	*	*	*	*	*	*	*	*	0	0	2	29	3	43	2	29
12	*	*	*	*	*	*	*	*	*	*	*	*	*	*	*	*	*	*	*	*	*	*	*	*	0	0	1	20	1	20	3	60
Total	0	0	1	4	9	38	14	58	0	0	6	25	11	46	7	29	0	0	1	4	4	17	19	79	1	1	36	24	57	39	54	36

* Less than 5 students tested

Source: TELPAS data file 7/20/21

Texas English Language Proficiency Assessment System (TELPAS)
2021 Assessment Report

Wharton Dual Language Academy

Yearly Progress in TELPAS Composite Rating†

Grade	Cohort Size	Gained 1 Proficiency Level		Gained 2 Proficiency Levels		Gained 3 Proficiency Levels		Gained at Least 1 Proficiency Level	
	N	N	%	N	%	N	%	N	%
2	1	*	*	*	*	*	*	*	*
3	3	*	*	*	*	*	*	*	*
4	30	21	70	0	0	0	0	21	70
6	3	*	*	*	*	*	*	*	*
Total	37	24	65	0	0	0	0	24	65

TELPAS Composite Rating

Grade	Number of Students	Beginning		Intermediate		Advanced		Advanced High		Average Composite Score
	N	N	%	N	%	N	%	N	%	
K	30	10	33	17	57	1	3	2	7	1.8
1	36	0	0	19	53	14	39	3	8	2.4
2	36	0	0	13	36	16	44	7	19	2.8
3	34	0	0	5	15	16	47	13	38	3.2
4	31	0	0	0	0	10	32	21	68	3.6
5	25	0	0	4	16	12	48	9	36	3.2
6	6	0	0	1	17	4	67	1	17	2.8
7	3	*	*	*	*	*	*	*	*	*
8	2	*	*	*	*	*	*	*	*	*
Total	203	10	5	60	30	77	38	56	28	2.8

* Less than 5 students tested

TELPAS Individual Language Domains

	Listening								Speaking								Reading								Writing							
	Beginning		Intermediate		Advanced		Advanced High		Beginning		Intermediate		Advanced		Advanced High		Beginning		Intermediate		Advanced		Advanced High		Beginning		Intermediate		Advanced		Advanced High	
Grade	N	%	N	%	N	%	N	%	N	%	N	%	N	%	N	%	N	%	N	%	N	%	N	%	N	%	N	%	N	%	N	%
K	9	30	9	30	5	17	7	23	10	33	11	37	1	3	8	27	25	83	2	7	2	7	1	3	26	87	2	7	1	3	1	3
1	0	0	10	28	22	61	4	11	0	0	10	28	22	61	4	11	16	44	7	19	13	36	0	0	9	25	23	64	4	11	0	0
2	0	0	2	5	7	19	28	76	0	0	21	57	13	35	3	8	5	14	9	24	15	41	8	22	7	17	16	39	13	32	5	12
3	0	0	3	9	6	18	25	74	1	3	11	32	14	41	8	24	2	6	9	26	5	15	18	53	0	0	9	26	17	49	9	26
4	0	0	3	9	18	56	11	34	0	0	3	9	16	50	13	41	0	0	1	3	7	22	24	75	0	0	0	0	5	14	31	86
5	0	0	8	30	12	44	7	26	1	4	5	19	17	63	4	15	1	4	4	15	7	26	15	56	0	0	4	16	7	28	14	56
6	0	0	1	13	4	50	3	38	0	0	4	50	4	50	0	0	0	0	1	13	5	63	2	25	0	0	3	43	3	43	1	14
7	*	*	*	*	*	*	*	*	*	*	*	*	*	*	*	*	*	*	*	*	*	*	*	*	*	*	*	*	*	*	*	*
8	*	*	*	*	*	*	*	*	*	*	*	*	*	*	*	*	*	*	*	*	*	*	*	*	*	*	*	*	*	*	*	*
Total	9	4	36	17	74	35	91	43	13	6	69	33	88	42	40	19	49	23	33	16	56	27	72	34	42	20	58	27	52	24	63	29

* Less than 5 students tested

Source:TELPAS data file 7/20/21

Young Scholars Academy for Excellence

No Progress Data Available

No Proficiency Data Available

No Scorable Data Available

Source:TELPAS data file 7/20/21

Texas English Language Proficiency Assessment System (TELPAS)
2021 Assessment Report

Young Women's College Preparatory Academy

Yearly Progress in TELPAS Composite Rating†

Grade	Cohort Size	Gained 1 Proficiency Level		Gained 2 Proficiency Levels		Gained 3 Proficiency Levels		Gained at Least 1 Proficiency Level	
	N	N	%	N	%	N	%	N	%
6	5	2	40	0	0	0	0	2	40
7	5	2	40	0	0	0	0	2	40
8	7	4	57	0	0	0	0	4	57
9	2	*	*	*	*	*	*	*	*
11	2	*	*	*	*	*	*	*	*
Total	21	10	48	0	0	0	0	10	48

* Less than 5 students tested

TELPAS Composite Rating

Grade	Number of Students	Beginning		Intermediate		Advanced		Advanced High		Average Composite Score
	N	N	%	N	%	N	%	N	%	
6	12	0	0	0	0	8	67	4	33	3.3
7	5	0	0	0	0	3	60	2	40	3.4
8	8	0	0	0	0	4	50	4	50	3.5
9	2	*	*	*	*	*	*	*	*	*
11	2	*	*	*	*	*	*	*	*	*
Total	29	0	0	1	3	16	55	12	41	3.4

TELPAS Individual Language Domains

	Listening								Speaking								Reading								Writing							
	Beginning		Intermediate		Advanced		Advanced High		Beginning		Intermediate		Advanced		Advanced High		Beginning		Intermediate		Advanced		Advanced High		Beginning		Intermediate		Advanced		Advanced High	
Grade	N	%	N	%	N	%	N	%	N	%	N	%	N	%	N	%	N	%	N	%	N	%	N	%	N	%	N	%	N	%	N	%
6	0	0	1	8	5	42	6	50	0	0	6	50	4	33	2	17	0	0	1	8	1	8	10	83	0	0	1	8	6	50	5	42
7	0	0	0	0	1	20	4	80	0	0	2	40	2	40	1	20	0	0	0	0	1	20	4	80	0	0	1	20	2	40	2	40
8	0	0	0	0	2	25	6	75	0	0	1	13	5	63	2	25	0	0	0	0	5	63	3	38	0	0	0	0	3	38	5	63
9	*	*	*	*	*	*	*	*	*	*	*	*	*	*	*	*	*	*	*	*	*	*	*	*	*	*	*	*	*	*	*	*
11	*	*	*	*	*	*	*	*	*	*	*	*	*	*	*	*	*	*	*	*	*	*	*	*	*	*	*	*	*	*	*	*
Total	0	0	1	3	9	31	19	66	1	3	9	31	13	45	6	21	0	0	1	3	8	28	20	69	0	0	2	7	13	45	14	48

* Less than 5 students tested

Source:TELPAS data file 7/20/21

TELPAS Schools Index

Alcott 38
Almeda 39
Anderson 40
Arabic School 41
Ashford 42
Askew 43
Atherton 44
Attucks 200
Austin 240
Barrick 45
Bastian 46
BCM Academy 201
Bell 47
Bellaire 241
Bellfort ECC 27
Benavidez 48
Benbrook 49
Berry 50
Black 203
Blackshear 51
Bonham 52
Bonner 53
Braeburn 54
Briargrove 55
Briarmeadow 282
Briscoe 56
Brookline 57
Browning 58
Bruce 59
Burbank ES 60
Burbank MS 204
Burnet 61
Burrus 62
Bush 63
Cage 64
Carnegie V 242
Carrillo 65
Challenge HS 243
Chavez 244
Clifton 206
Codwell 66
Community Services 283
Condit 67
Cook 68
Coop 69
Cornelius 70
Crespo 71
Crockett 72
Cullen 207
Cunningham 73
DAEP 296
DAEP 74
Daily 75
Dávila 76
De Anda 78
Deady 208
DeBakey 245
DeChaumes 77
DeZavala 79
Dogan 80
Durham 81
Durkee 82
East Early College HS 246
Eastwood Acad 247
Edison 209
Eliot 83
Elmore 84
Elrod 85
Emerson 86
Energized ECC 28
Energized for Excellence ES 87
Energized for Excellence MS 211
Energized STEM SE HS 248
Energized STEM SW MS 210
Energy Institute 249
Farias 29
Field 88
Fleming 212
Foerster 89
Fondren ES 90
Fondren MS 213
Fonville 214
Fonwood ECC 30
Forest Brook 215
Foster 91
Fraga MCHS 262
Franklin 92
Frost 93
Furr 250
Gallegos 94
Garcia 95
Garden Oaks 284
Garden Villas 96
Golfcrest 97
Gregg 98
Gregory-Lincoln Ed Center 285
Grissom 99
Gross 100
Gulfton MCHS 263

TELPAS Schools Index

Halpin ECC 31
Hamilton 216
Harper DAEP 286
Harris, J.R. 101
Harris, R.P. 102
Hartman 217
Hartsfield 103
Harvard 104
HCC Lifeskills 252
Heights HS 253
Helms 105
Henderson, J.P. 106
Henderson, N.Q. 107
Henry 218
Herod 108
Herrera 109
High School Ahead 219
Highland Heights 110
Hilliard 111
Hines-Caldwell 112
HISD 25
Hobby 113
Hogg 220
Holland 221
Horn 114
Houston Academy Intl Studies 251
Houston MST Center 254
HS Law Enforcement 255
HSPVA 258
Isaacs 115
Jackson 228
Janowski 116
Jefferson 117
JJAEP 287
Johnston 227
Jones HS 256
Kashmere 257
Kashmere Gardens 118
Kelso 119
Kennedy 120
Ketelsen 121
Key 222
Kolter 122
Lamar 259
Lanier 223
Lantrip 123
Las Americas 288
Laurenzo ECC 32
Law 124
Lawson 224
Lewis 125
Liberty 260
Lockhart 126
Long 290
Longfellow 127
Looscan 128
Love 129
Lovett 130
Lyons 131
MacGregor 132
Mading 133
Madison 261
Mandarin School 291
Marshall ES 134
Marshall MS 225
Martínez, C. 135
Martínez, R. 136
McGowen 137
McNamara 138
McReynolds 226
Memorial 139
Milby 264
Milne 140
Mistral 33
Mitchell 141
MLK ECC 34
Montgomery 142
Moreno 143
Mount Carmel 265
Neff ECC 35
Neff ES 144
North Forest 266
North Houston Early College HS 267
Northline 145
Northside 268
Oak Forest 146
Oates 147
Ortiz 229
Osborne 148
Paige 149
Park Place 150
Parker 151
Patterson 152
Peck 153
Pershing 230
Petersen 154
Pilgrim 292
Pin Oak 231
Piney Point 155

TELPAS Schools Index

Pleasantville 156
Poe 157
Port Houston 158
Project Chrysalis 205
Pugh 159
RDSPD 36
Reagan K-8 293
Red 160
Revere 232
Reynolds 161
Rice School 294
River Oaks 162
Roberts 163
Robinson 164
Rodríguez 165
Rogers 295
Roosevelt 166
Ross 167
Rucker 168
Rusk 202
Sánchez 169
Scarborough ES 170
Scarborough HS 269
Scroggins 172
Seguin 173
Shadowbriar 174
Shadydale 175
Sharpstown HS 270
Sharpstown International 297
Shearn 176
Sherman 177
Sinclair 178
Smith, K. 179
SOAR Ctr 298
South ECHS 271
Southmayd 180
St. George Place 171
Sterling 272
Stevens 181
Stevenson 233
Sugar Grove 234
Sutton 182
Tanglewood 235
Texas Connections 299
Thomas 236
Thompson 183
Tijerina 184
Tinsley 185
Travis 186
Twain 187
Valley West 188
Wainwright 189
Walnut Bend 190
Waltrip 273
Washington 274
Welch 237
Wesley 191
West Briar 238
West University 192
Westbury 275
Westside 276
Wharton 300
Wheatley 277
Whidby 193
White, E. 194
White, M. 195
Whittier 196
Williams 239
Wilson 281
Windsor Village 197
Wisdon 278
Woodson 198
Worthing 279
Yates 280
Young Learners 37
Young Men's College Prep 289
Young Scholars 301
Young Women's College Prep 302
Young, E.M. 199