

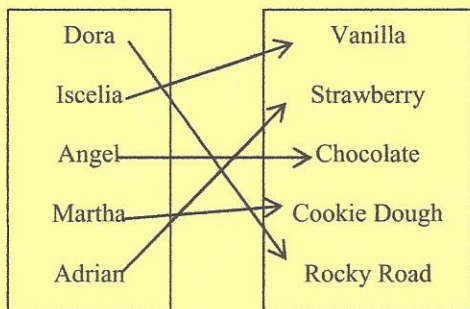


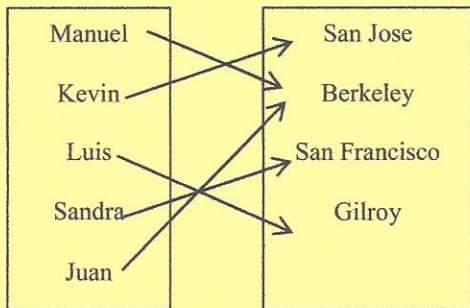


Inverse Functions Practice

- 1) Draw an arrow map that shows the *inverse* of the function given. Then, determine if the inverse is also a *function*.



- 2) Label each relation properly: “Not a function”; “Function (*not* one-to-one)”; “Function (one-to-one)”.

- a) (3, 8)
(-4, 7)
(2, 9)
(-3, 3)
(5, 9)

- b) (-2, 5)
(4, 9)
(-4, 7)
(-2, 6)
(5, 8)

- c) (0, 9)
(-4, 7)
(3, 5)
(5, 2)
(7, 1)

