




Choice Board: PK-K Grade – Jackson - #2

<p style="text-align: center;">Reading</p> <p>Read/listen to a new story of your choice. Summarize it by telling what happened at the beginning, middle, and end. Draw a picture of each part and write one sentence below.</p> 	<p style="text-align: center;">Math</p> <p style="text-align: center;">Counting Days</p> <ul style="list-style-type: none"> • Sing the days of the week song. PK knows this song: <i>(Sung to the tune of “Adams Family” song)</i> Ask them to sing it to you. Record them singing and send to teacher. <ul style="list-style-type: none"> • Point to current day on calendar • Use crayon/marker to circle the date of an interesting event for this month (e.g. a family birthday, Easter, etc.) • Have your child place a finger on today’s date and then count the days until the anticipated event <p>1. Can you count from the current day to the next special event? 2. How many days so far have passed this month? 3. Can you name the days of week and the months?</p> <p>*Challenge: Sing/move as you “Count to 100 Everyday”; Let’s Get Fit with Jack Hartman on You Tube.</p> <p>Parents: If you don’t have “you tube”, your child already knows this song.</p> 	<p style="text-align: center;">Science</p> <p style="text-align: center;">(Plants are Living Organisms)</p> <p>Gather some dry beans and/or a collection of different seeds from foods that you eat. (Examples: apple seeds, orange seeds, etc.)</p> <ul style="list-style-type: none"> • Observe and compare the different types of seeds you collect in a sandwich bag. • Select one type of seed that you want to plant in soil to observe growing. • Plant 1 type of seed in a cup of soil and add water to make the soil moist. • Place this cup in an area that will get some sunlight. • Observe and draw how the seed grows from a seed to a plant. 
<p style="text-align: center;">Literacy</p> <p style="text-align: center;">Clapping Syllables</p> <ul style="list-style-type: none"> • Show your child how to clap one time as you say each part of a word or syllable. 	<p style="text-align: center;">Math</p> <p>Write numbers 1-15 across the top or side of the page. Use small objects (beans, pasta,</p>	<p style="text-align: center;">SEL</p> <p style="text-align: center;">Responsible Decision Making</p>

Choice Board: PK-K Grade – Jackson - #2

Example: Say the word baby and clap for each part/syllable in the word.

/ba/ (clap) /by/ (clap) = 2 claps/2 syllables

• When clapping syllables, hold your hands wide apart when you are saying the syllables Example: Banana Clap it Count it. How many? (3)

Now count the syllables in these words: candy, water, spring, and butterfly?



crackers, Legos) to count out the correct number of objects.

1	★
2	★ ★
3	★ ★ ★
4	★ ★ ★ ★
5	
6	
7	
8	

Parent/guardian ask your child to decide on something to do around the house that would help your family at this time.

Ideas include setting/clearing the table, cleaning their room, or picking up their toys.



Reading (alphabet practice)

Collage

• Create a collage of **pictures** that start with the same **letter sound**. For example, letter “B”.

• Find and cut out pictures of items that begin with that letter sound and glue them to the paper.

Note: (Child may need help cutting. Place your hand over their hand to help cut.)

Example: If the child chooses the letter B, he/she can find pictures such as, baby, backpack, bowl, boy, etc. Paste these pictures on a page labeled “B”.

(Send a picture of your collage to your teacher)

Math

Sorting Cereal/Color Game

1. Draw large circles on a sheet of paper.
2. Label each circle with the name of a color.
3. Give your child multicolor Goldfish, Fruit Loops, or any items of different colors.
4. Tell your child to put each piece of Goldfish/Fruit Loops on the correct circle.

Once this is done correctly, set the **timer** on your **phone** to create a fun **“beat the clock”** activity. Repeat activity, trying to beat the best

Social Studies

Community

Collect toys/pictures related to methods of **transportation** such as, cars, boats, trucks, etc.

Ask: Where does this vehicle travel? (i.e. ground, air, water)

Discuss transportation during play.

Discuss the need to transport goods and people.

Choice Board: PK-K Grade – Jackson - #2




time. When finished playing “beat the clock”, have child count how many objects are in each circle.



Ask:

1. Which circle/color had the most objects?
2. Which circle/color had the fewest objects?

SORTING CENTER: Transportation



Weekly Project: “My Moment in History”

A journal of your experience during COVID-19

Choice Board: PK-K Grade – Jackson - #2

PreK Parent/guardian,

***NOTE: Please remember, when asked to write, PreK students' writing may look a bit like scribble. Allow child to draw/ write (scribble) their ideas in the journal. Then say, read your sentence to me. Next, you can rewrite their response under the sentence they wrote (scribbled).**

This week you will create 5 entries and a few more entries in the weeks to come. Every entry should have the date, a picture, and at least one sentence of what you did that day.

Remember: Make an entry in your journal every day. * (Save your journal)

Days 1-5: Make an entry for the day by drawing a picture and writing a sentence about it.

Options:

- Your favorite activity you did that day (inside game, outside play, school work, TV you watched)
- How you felt that day
- What you ate that day
- Anything else that was important for you that day.

**** Try to make each day's entry different****



My Moment in History

Draw a picture

By: _____