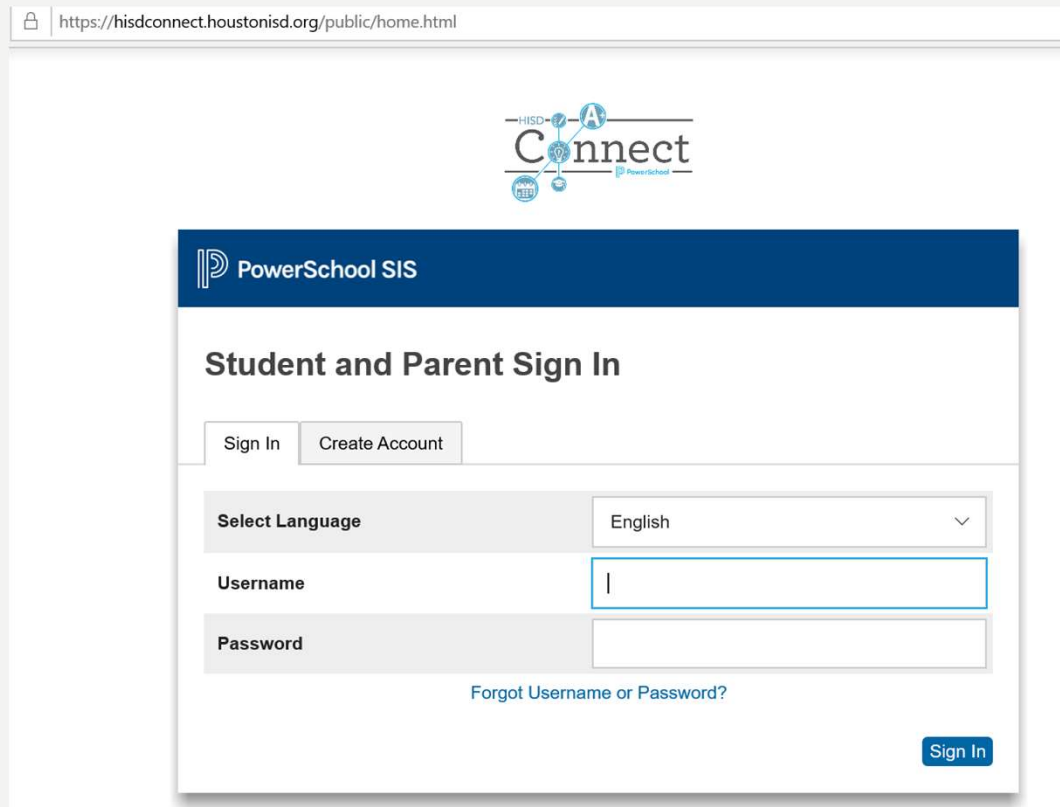


# **HOW TO USE HISD CONNECT**

**TO MAKE A DECISION ON  
RETURNING TO SCHOOL**

# FIRST... PRIMERO...



The screenshot shows the login page for the HISD Connect PowerSchool SIS. The browser address bar displays <https://hisdconnect.houstonisd.org/public/home.html>. The page features the HISD Connect logo at the top, which includes the HISD logo and the word "Connect" in a stylized font. Below the logo is a dark blue header with the PowerSchool SIS logo and the text "PowerSchool SIS". The main content area is titled "Student and Parent Sign In" and contains two buttons: "Sign In" and "Create Account". Below these buttons is a "Select Language" dropdown menu set to "English". There are two input fields: "Username" and "Password". A link for "Forgot Username or Password?" is located below the password field. A "Sign In" button is positioned at the bottom right of the form.

Please have your letter available as you will need it for this part. If you have not created an account, please take the time to do so. We suggest writing down your passwords and username so that you can have them if needed.

Favor de tener la carta con la informacion de su estudiante. Si no ha hecho una cuenta tome este tiempo en hacer uno. Les sugeremos escribir su contra-sena y otros datos.

# SECOND...SEGUNDO...








- Once inside then click on black triangle on upper left-hand side to reveal all the tabs for student
- You will select the icon/picture “Forms”
- This will take you to the place where ALL the forms that need to be complete for your student are located, including the one for you decision on returning to school.
- Cuando engrese aprecione el triangulo negro ha la izquierda y podra ver todos los articulos para su estudiante.
- Usted va ha escoger la foto que dice “Formas”
- Esto los llebara ha todas las formas necesarias incluyendo la forma para este regreso ha escuela.

The screenshot displays a web application interface. On the left is a 'Navigation' sidebar with a black triangle icon at the top left. The sidebar contains the following items: Grades and Attendance, Grade History, Attendance History, Email Notification, Teacher Comments, Forms (highlighted with a white background), School Bulletin, Class Registration, and My Schedule. The main content area has two tabs: 'General Forms' and 'Class Forms'. Below the tabs is the heading 'School Form Listing for I'. A yellow warning box states: 'Your preferences haven't been configured. To configure if and how you'll receive notifications, click here.' Below this is a table with a header row 'Forms' and one data row 'Houston'.

# THIRD...NOW WE...Y AHORA...

Select the last form in this section, it say Student “Commitment Form”

Escoje la ultima forma en esta pagina

| Status  | Form Name   | Form Description   | Category |
|---|---|--|----------|
|  Empty   | [Houston] Family Survey   |  | Houston  |
|  Empty   | [Houston] Military Connected Family Survey                            |  | Houston  |
|  Empty   | [Houston] Privacy Code: Student Records, Rights, and Responsibilities |  | Houston  |
|  Empty   | [Houston] Social Economic Information Form                            | Complete and return one form to each school where you have a child enrolled. | Houston  |
|  Empty  | [Houston] Student Assistance Questionnaire (SAQ)                      |  | Houston  |
|  Empty | [Houston] Student Change of Address                                   |  | Houston  |
|  Empty | [Houston] Student Commitment  |  | Houston  |

# OKAY NOW YOU CAN SELECT... Y AHORA HA DECIDER...

- Parents, guardians and other primary care givers, on this page you will need to select one of two options.
- After selecting one of the two options then you will need to select the “I Consent” button at the bottom.
- Lastly, you will need to click the “Submit” button on the bottom right hand of the page.
  
- En esta pagina escogeran una de dos opciones solamente.
- Despues de escoger una selection luego tendra que apreciar el boton que dice “I Consent” que esta abajo ha la izquierda.
- Finalmente, tendra que apreciar el boton azul ha la derecha de la pantalla.

[Houston] Student Commitment English

\*

Houston ISD is allowing families to choose the method of learning each six weeks for students during the 2020-2021 school year. Students can either attend classes in-person on campus, or remotely online. A device and reliable internet must be available for remote online learning. Your selection indicates the commitment to this method of learning for the entire six weeks.

Please enter your selection for Daniel Hernandez for the second six weeks (October 19, 2020 – December 4, 2020) below.

My child will attend classes in-person for the second six weeks.

My child will attend classes virtually online for the second six weeks.

---

Parent/Guardian Signature

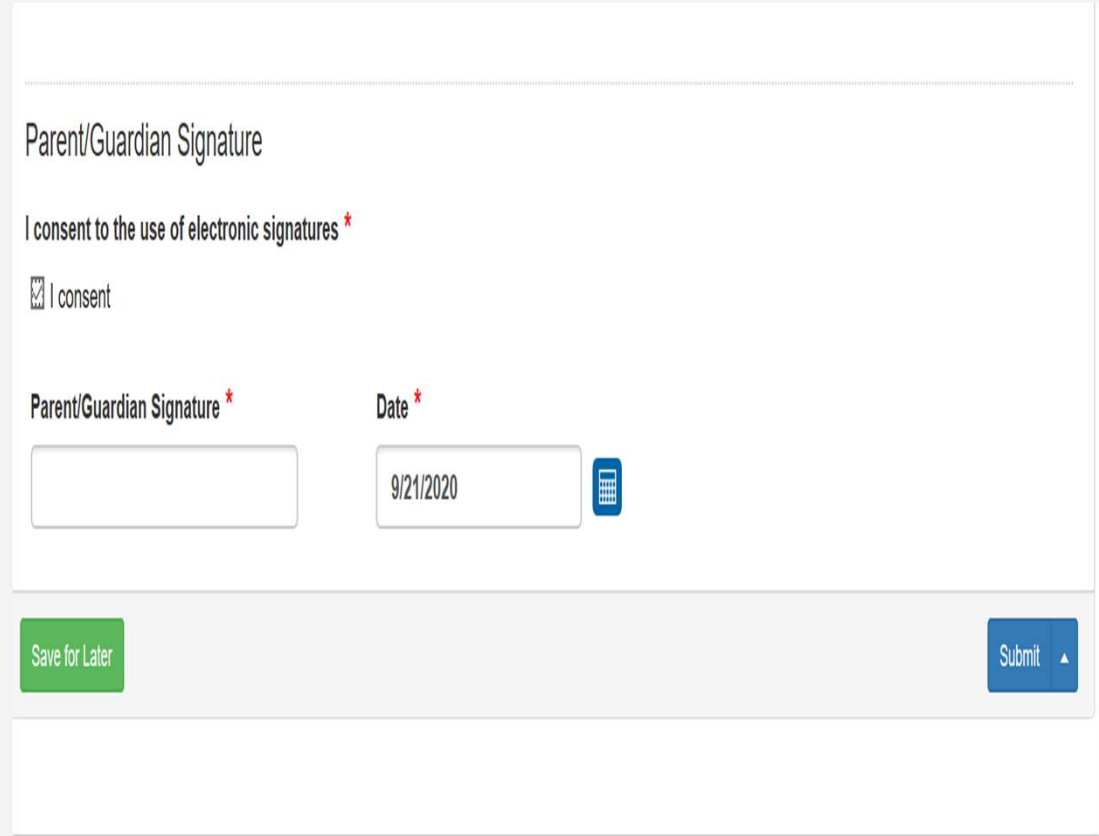
I consent to the use of electronic signatures \*

I consent

[Save for Later](#) [Submit](#)

# ALMOST DONE.... YA CASI...

- After you select submit then this section will come up.
- You will need to type in your full and complete name in the section that has “Parent/Guardian Signature”
- You will then click on “Submit” once more.
  
- Despues de seleccionar el boton azul esta pantalla saldra.
- Ahora tendran que poner su nombre complete in esta section ha un lado de donde dice la fecha.
- Ahora selecciona otra vez mas el boton azul.




Parent/Guardian Signature

I consent to the use of electronic signatures \*

I consent

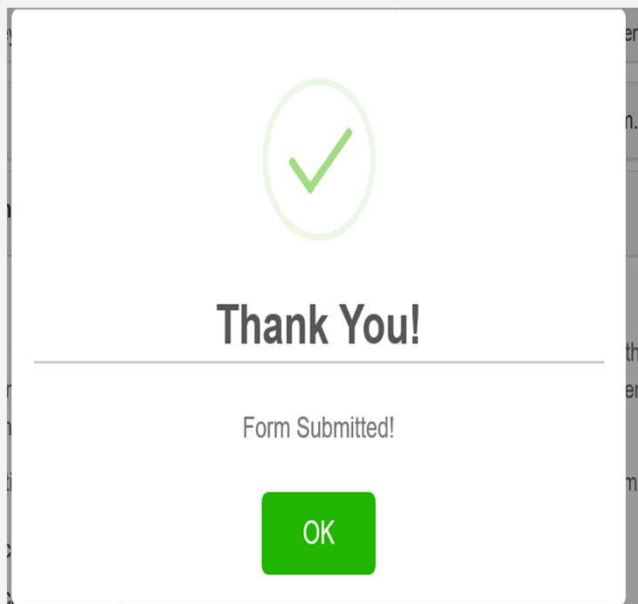
Parent/Guardian Signature \*      Date \*

[Save for Later](#)      [Submit](#) ▲

# DONE...BUT NOT REALLY. WE NEED YOUR HELP TO COMPLETE THE REST OF THE REQUIRED HISD FORMS

**AHORA VERAN ESTA PANTALLA...PERO TODAVIA NO ACABAN. NECESITAMOS SU AYUDA PARA COMPLETAR EL RESTO DE LOS FORMULARIOS HISD REQUERIDOS**



| Houston |   |  |
|---------|---|--|
| Status  | Form Name   | Form Description   |
| Empty   | [Houston] Family Survey   |  |
| Empty   | [Houston] Military Connected Family Survey                            |  |
| Empty   | [Houston] Privacy Code: Student Records, Rights, and Responsibilities |  |
| Empty   | [Houston] Social Economic Information Form                            | Complete and return one form to each school where you have a child enrolled. |
| Empty   | [Houston] Student Assistance Questionnaire (SAQ)                      |  |
| Empty   | [Houston] Student Change of Address                                   |  |
| Empty   | [Houston] Student Commitment  |  |

**THANK YOU AND PLEASE COMPLETE ALL FORMS**  
**GRACIAS Y FAVOR DE COMPLETAR TODOS LOS FORMULARIOS**

<https://hisdconnect.houstonisd.org/public/home.html>

