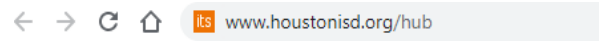


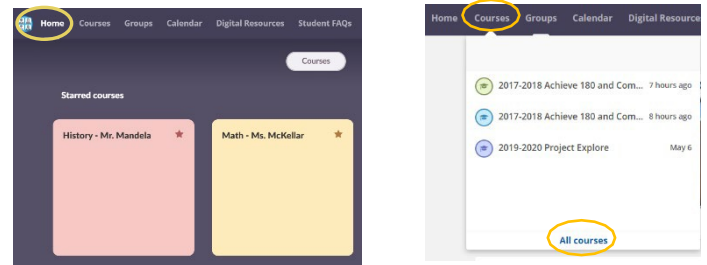
Go to www.houstonisd.org/hub to log in:



After logging into the HUB, click **Home** or **Courses** on the navigation bar.

In Courses, click on **All Courses** to see all courses in which you are enrolled.

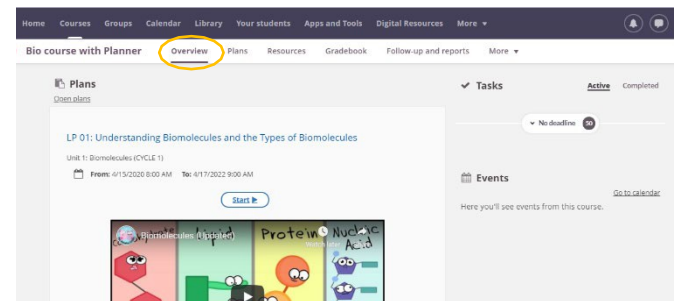
Click on the course name to open it.



Overview Page:

Once the course is opened, you will see the **Overview** page.

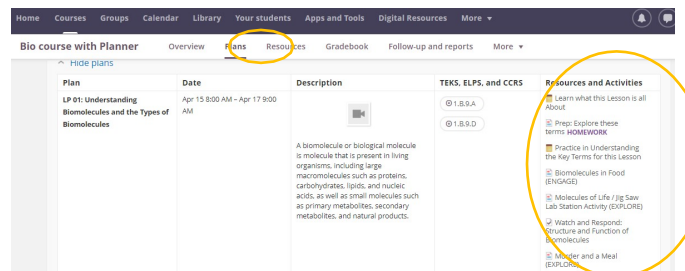
This page shows **Announcements** from the teacher and upcoming **Tasks/Events**.



Plans Tab:

From the overview page, select **Plans**.

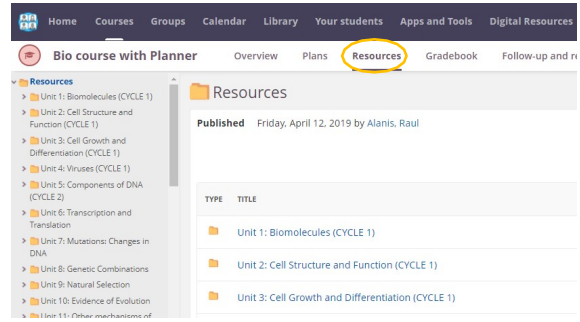
The plan displays an organized view of the course and allows quick access to the assignments, tasks, and assessments.



Resources Tab:

Click **Resources** to find a listing of all elements related to the course.

Each folder contains links to the same assignments, tasks, and assessments as seen in the plans.



Gradebook Tab:

Click **Gradebook** to view, monitor, and track grades and academic progress within the course.

