

Student Login to the HUB & myON


Inside HISD

1. Login to the computer/laptop.

Username: Student\S#####
("#" is the student's ID number)

Password: XXXXXXXX
("X" is the student's 8-digits birthday. For example, August 10, 2008 is 08102008)

2. Open a web browser (preferably Chrome) and access the HUB at houstonisd.org/hub.



The HUB is set-up for single-sign on; therefore, it will recognize the student from their initial login to the computer/laptop. Once in the HUB, the student should see their name in the upper right-hand corner.

Outside HISD

1. Open a web browser (preferably Chrome) and access the HUB at houstonisd.org/hub.
2. When prompted with the Houston ISD Login Service screen, enter:

Username: Student\S#####
("#" is the student's ID number)

Password: XXXXXXXX
("X" is the student's 8-digits birthday. For example, August 10, 2008 is 08102008)

The HUB is set-up for single-sign on; therefore, it will recognize the student from their initial login to the computer/laptop. Once in the HUB, the student should see their name in the upper right-hand corner.



After successfully logging into the HUB, you will see the student Home page as shown on the right.


3. Click on the tab for Digital Resources.



There are many different digital resources for Houston ISD students as shown on the right.

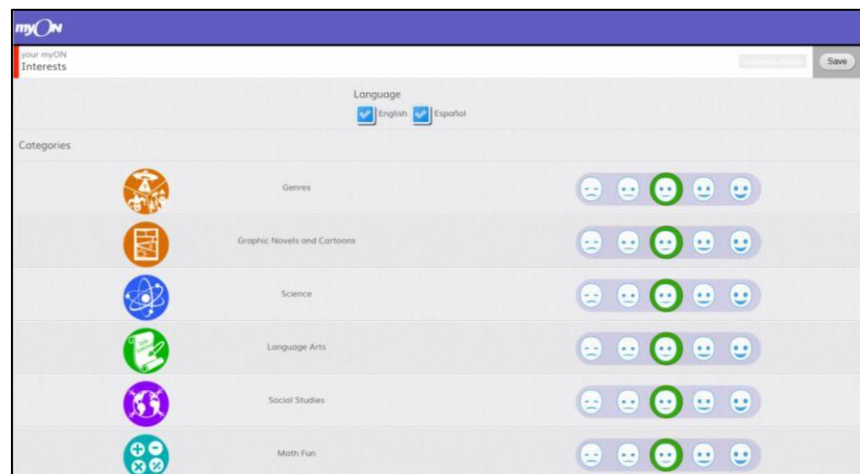
4. Scroll down as needed to find myON.

5. Click on the myON icon to automatically start the program.



If you have not used myON before, you will see the Interest Inventory page shown on the right followed by the Lexile® Placement.

Answer the questions carefully so that myON can do its best to personalize your reading experience.



6. Read from your Recommended List to make the most progress. Also, you can browse or search the Library for even more titles.