

## PORTAL LOGIN GUIDE







### 1. SEARCH YOUR EMAILS FOR PORTAL LOGIN INFO









- FOR SCHOOLS YOU HAVE APPLIED TO, LOOK UP THE EMAIL SUBJECT LINE BELOW THAT MAY CONTAIN ANY ID NUMBERS / USERNAMES & LOGIN INSTRUCTIONS & LINKS TO YOUR COLLEGE PORTALS
- RECORD LOGIN INFO SO YOU DO NOT LOSE IT (PHONE NOTES, ETC.)





### 2. LOG IN TO YOUR COLLEGE PORTAL

### 3. CHECK FOR URGENT ITEMS

- AFTER SUBMITTING FINANCIAL AID, CHECK YOUR FINANCIAL AID STATUS TAB/LINK FOR A TO DO LIST OR UNSATISFIED REQUIREMENTS

 <p><b>University of Houston- Main</b></p> <p>Email Subject Line: University of Houston: Thank You For Applying To The University Of Houston! Portal: <a href="#">MyUH</a></p> <p>Username: MyUH ID# (same 7 digits as UHD ID)</p> <p>Password: Reset password by clicking <a href="#">HERE</a></p>	 <p><b>U. of Houston- Downtown</b></p> <p>Email Subject Line: Access Your UHD Student Portal Portal: <a href="#">MyUHD</a> MyUHD ID#: (same 7 digits as UH ID)</p> <p>Username: Contains your last name</p> <p>Password: Reset password by clicking <a href="#">HERE</a></p>
 <p><b>Prairie View A&amp;M</b></p> <p>Email Subject Line: We have received your application! Portal: <a href="#">PV Place</a></p> <p>Create your account using this <a href="#">link</a></p> <p>Username: PV email username (everything before the @ sign)</p> <p>Password: Create your own using the password link PV sent you</p>	 <p><b>Texas Southern University</b></p> <p>Email Subject Line: Admission documents needed to complete your TSU application Portal: <a href="#">MyTSUWeb</a></p> <p>Username: TID (T followed by 8 digits)</p> <p>PIN: Your DOB (MMDDYYYY)</p>
 <p><b>Texas A&amp;M- College Station</b></p> <p>Email Subject Line: Application Acknowledgment Followup Portal: <a href="#">Howdy Portal</a></p> <p>Create your own NetID using your UIN Number <a href="#">HERE</a></p> <p>Username: NetID</p> <p>Password: Create your own password</p>	 <p><b>University of Texas - Austin</b></p> <p>Email Subject Line: Your Application to UT Austin Portal: <a href="#">UT MyStatus</a></p> <p>Use the temporary password to login to the UT MyStatus Portal and reset it.</p> <p>Username: EID</p> <p>Password: Reset password by clicking <a href="#">HERE</a></p>

<p><b>U. Texas- San Antonio</b></p>  <p><b>Email Subject Line:</b> Congratulations <i>Your Name</i>, You're In! <b>Portal:</b> <a href="#">ASAP</a> <i>Select Future RoadRunners Tab</i></p> <p>Activate your myUTSA ID Account <a href="#">HERE</a></p> <p><b>Username:</b> my UTSA ID #</p> <p><b>Password:</b> Create your own password</p>	<p><b>University of North Texas</b></p>  <p><b>Email Subject Line:</b> Items still needed to process your UNT application <b>Portal:</b> <a href="#">myUNT</a></p> <p>Activate your UNT EUID <a href="#">HERE</a></p> <p><b>Username:</b> UNT EUID #</p> <p><b>Password:</b> Create your own password</p>
<p><b>Texas State</b></p>  <p><b>Email Subject Line:</b> Check the Status of Your Texas State Application <b>Portal:</b> <a href="#">CatsWeb</a></p> <p>Use your TX State ID# to Activate your account <a href="#">HERE</a></p> <p><b>Username:</b> TX State Net ID #</p> <p><b>Password:</b> Create your own password</p>	<p><b>University of Texas – Dallas</b></p>  <p><b>Email Subject Line:</b> Thank you for applying to UT Dallas <b>Portal:</b> <a href="#">Galaxy</a></p> <p>Activate your UTD Net ID <a href="#">HERE</a></p> <p><b>Username:</b> UTD Net ID #20 followed by 8 digits</p> <p><b>Password:</b> Create your own 12-digit password</p>
<p><b>Texas Tech</b></p>  <p><b>Email Subject Line:</b> Application Received <b>Portal:</b> <a href="#">RaiderAccount</a></p> <p>Create a Raiders Account with your email address (same one as ApplyTexas) <a href="#">HERE</a></p> <p><b>Username:</b> Raider Account Email</p> <p><b>Password:</b> Create your own password</p>	<p><b>Sam Houston State</b></p>  <p><b>Email Subject Line:</b> Thank You for Applying to SHSU <b>Portal:</b> <a href="#">SHUSH Self-Service Center</a></p> <p>Create your account by clicking <a href="#">HERE</a></p> <p><b>Username:</b> email address (same as ApplyTexas)</p> <p><b>Password:</b> Create your own password</p>
<p><b>Texas Woman's University</b></p>  <p><b>Email Subject Line:</b> We Have Received Your Application to TWU <b>Portal:</b> <a href="#">Pioneer Portal</a></p> <p>Create your own account using your SSN or TWU student ID <a href="#">HERE</a></p> <p><b>Username:</b> TWU UID #</p> <p><b>Password:</b> Create your own password</p>	<p><b>Lamar University</b></p>  <p><b>Email Subject Line:</b> Lamar University Admission Status Update <b>Portal:</b> <a href="#">LEA Portal</a></p> <p>Check Admissions Status <a href="#">HERE</a> (PIN# is DOB) Activate your LEA Account <a href="#">HERE</a></p> <p><b>Username:</b> LEA ID (L followed by 8 digits)</p> <p><b>Password:</b> Reset Password by clicking <a href="#">HERE</a></p>

 <p><b>Stephen F. Austin University</b></p> <p>Email Subject Line: Act Now! Don't forget to set up your mySFA portal Portal: <a href="#">mySFA</a></p> <p><b>Username:</b> mySFA username</p> <p><b>Password:</b> Reset password by clicking <a href="#">HERE</a></p>	 <p><b>Houston Community College</b></p> <p>Email Subject Line: HCC Acceptance Letter Portal: <a href="#">HCC MyEagle</a></p> <p>Activate your MyEagle Account <a href="#">HERE</a> (use your SSN or HCC P#)</p> <p><b>Username:</b> W followed by 9-digit number</p> <p><b>Password:</b> Reset password by clicking <a href="#">HERE</a></p>
 <p><b>Lone Star College</b></p> <p>Email Subject Line: Welcome to Lone Star College! Portal: <a href="#">myLoneStar</a></p> <p><b>Username:</b> Get your username <a href="#">HERE</a> using your 7-digit LSC Student ID # from your email or SSN</p> <p><b>Password:</b> Reset password by clicking <a href="#">HERE</a></p>	 <p><b>Blinn College</b></p> <p>Email Subject Line: Blinn College Acceptance 2021 Portal: <a href="#">MyBlinn</a></p> <p><b>Username:</b> firstname.lastname## (last two digits of your Blinn ID number, i.e., Juan.Garcia77)</p> <p><b>Password:</b> your DOB (MMDDYYYY)</p>